

Lectures on practical pharmacy / by Barnard S. Proctor.

Contributors

Proctor, Barnard S. 1829-1903.

Publication/Creation

London : J. & A. Churchill, 1883.

Persistent URL

<https://wellcomecollection.org/works/yk2hjhn4>

License and attribution

This work has been identified as being free of known restrictions under copyright law, including all related and neighbouring rights and is being made available under the Creative Commons, Public Domain Mark.

You can copy, modify, distribute and perform the work, even for commercial purposes, without asking permission.



Wellcome Collection
183 Euston Road
London NW1 2BE UK
T +44 (0)20 7611 8722
E library@wellcomecollection.org
<https://wellcomecollection.org>

HOOPER A. D. JOWETT.




JACOB BELL SCHOLAR, 1891 - 92.

L. xxxvi. Proc



22101628459



14/-

LECTURES
ON
PRACTICAL PHARMACY

BY
BARNARD S. PROCTOR
FORMERLY LECTURER ON PHARMACY AT THE COLLEGE OF MEDICINE
NEWCASTLE-ON-TYNE

SECOND EDITION
WITH ADDITIONS AND CORRECTIONS



LONDON
J. AND A. CHURCHILL
11, NEW BURLINGTON STREET
—
1883

93195

16721

- 9611716

M15641

WELLCOME INSTITUTE LIBRARY	
Coll.	welMOMec
Call	
No.	QV704
	1883
	P961

PREFACE TO SECOND EDITION.

IN preparing the first edition of my Lectures on Practical Pharmacy, my thought was simply to reproduce in print such matter as I had been in the habit of communicating to my class of students at the College of Medicine in Newcastle. I felt that while I was speaking through printed pages, I was still lecturing, though to a much larger class, and I had not realized, what has since become evident to me, that lectures in print should be available as a work of reference. I have myself frequently experienced difficulty in turning readily to information which I knew was contained in my pages. In preparing the present edition, I have kept in view the aim that it should not only be readable and instructive to the student, but should be readily made to yield the information it contains at the moment required. This I have endeavoured to accomplish by largely increasing the Index; by inserting here and there small items of useful information throughout the lectures; and by adding, as an Appendix, a few tables of useful matter. While the general plan of the work has been retained, the whole has undergone a careful revision; and a few alterations have been made which


experience suggested, notably the addition of abbreviated formulæ of the pharmacopœial preparations at the head of the respective paragraphs in which they are commented on, it being convenient to have at hand the proportions as well as the list of ingredients under consideration. At the suggestion of several students I have concluded to place all the fac-similes of prescriptions at the end of the volume, for the sake of diminishing the temptation to turn to the printed commentary before all the instruction has been extracted from the fac-simile which it is capable of yielding. It has been thought desirable to avoid any considerable increase in the size of the volume, and with the view of doing this without excluding necessary additions, I have curtailed the lectures on Special Pharmacy—lectures which were originally intended as examples of, and incentives to, the experimental study of pharmaceutical problems. With the progress of pharmaceutical study, this object has become less important; consequently I have cut out the details of much experimental work, retaining only the conclusions arrived at. In the additional lectures on the Pharmacy of sundry other important Drugs, I have still kept mainly to the teaching of my own experience.

Two objects have tempted me towards further enlargement—the first, a desire to point to such changes as would be desirable in the Pharmacopœia from a pharmacist's point of view; and the second, a wish to indicate the best pharmaceutical form in which to prescribe drugs of established utility. Both these points have had some attention in the new lectures devoted to the Pharmacy of Special Drugs. To

have carried out to anything like a satisfactory issue this part of my task, would have involved the expenditure of more time and space than I have had at my command. The reduction in the number of formulæ, the simplification of their characters, the elimination of useless matters, and the standardizing of all potent remedies, are the aims most worthy of the pharmacist's study and work. Something in this direction has also been attempted in the chapter on Supplementary Tests, a chapter which I regard as of the nature of a germ out of which better things may grow. The appended Table of Solubilities is in a very crude condition, and is almost entirely a compilation. The formulæ are not harmonious, being copies in most cases without alteration from the different sources of information where I sought the statements regarding solubilities; but I do not think the discordance in their forms will stand in the way of their utility to the practical worker, and as I have so frequently found convenience from a much shorter compilation of the same nature, I have thought it better to add it in its crude state than omit it from want of time to make it more creditable.

NEWCASTLE-ON-TYNE,

May, 1883.



Digitized by the Internet Archive
in 2014

<https://archive.org/details/b20397562>

CONTENTS.

LECTURE I.

INTRODUCTION.

	PAGE
Division of Subject—Temperature for Drying Vegetables—"Vital Zone"—Drying Closets—Rate of Evaporation at x° Fahr.—Air Contains Aq.—Latent Heat of Steam—Evaporation over Oil of Vitriol—Use of Quicklime	1

LECTURE II.

COMMINUTION.

Slicing Fresh Roots—Cutting Hard Woods—Species—Rule for Degree of Comminution—Bruising and Grinding—Steel Mills—Stone Mills—Sifting—Effects of Powdering—Experiment on Starch—Washing—Powdering Red Oxide of Mercury—Camphor	17
--	----

LECTURE III.

SOLUTION.

Classes of Solutions in British Pharmacopœia—Solution Defined—Solubilities Compared—Solvent Powers Compared—Effects of Temperature on Solubility—Presence of "A." affects Solubility of "B."—Freezing Mixtures—Rapidity not Proportionate to Degree of Solubility—Automatic Stirring—Supersaturation ..	31
---	----

LECTURE IV.

SOLUTION—*Continued.*

	PAGE
Solution of Liquids—Difference between Solution and Mixture of Liquids—Solubility of Gases in Water—Woulf's Bottles—Effects of Pressure on Solubility of Gases—Effects of Temperature—Solution causes Changes in Temperature—Solution of Hydrated and Anhydrous Salts—Change in Temperature on Solution of Liquids and Gases	45

LECTURE V.

CRYSTALLIZATION.

Crystalline and Amorphous Matter—Mother Liquor—Evaporation till Pellicle is formed—Separation of Heteromorphous Salts—Size of Crystals—Water of Crystallization—Nuclei	58
--	----

LECTURE VI.

PRECIPITATION, ETC.

Crystalline Precipitates—Pulverulent Precipitates—Circumstances modifying Condition—Washing Crystals—Centrifugal Drier—Drying by Evaporation—Water of Decrepitation—Washing of Precipitates, by Decantation, by Filtration—Drying by Pressure and Evaporation	64
---	----

LECTURE VII.

DIFFUSION IN LIQUIDS, DIALYSIS, OSMOSIS, ETC.

Diffusion—Crystalloids — Colloids — Rate of Diffusion — Dialysis—Osmosis—Hydration and Dehydration of Colloids—Infusion of Gentian, &c.—Diffusion Groups—Times of Equal Diffusion—Influence of Heat	73
---	----

LECTURE VIII.

EVAPORATION, BOILING, FUSION, AND CALCINATION.

Vegetable Juices—Evaporation over Naked Fire—Mechanical Stirrers—Sand Bath, Water Bath, Saline Bath, &c.—Evaporation <i>in Vacuo</i> —Rate of Evaporation and of Vaporization—Fusion—Behaviour of Crystalloids and Colloids at their Melting Points—Latent Heat of Fluidity—Behaviour of Fusible Crystalloids and Colloids under the Action of Heat and Solvents—Utensils for Fusions—Calcination	83
---	----

LECTURE IX.

DISTILLATION AND SUBLIMATION.

	PAGE
Forms of Apparatus—Alembic—Retort and Receiver—Flask and Safety Funnel—Tubulated Condenser and Receiving Bottle—Liebig's Condenser—Boiler and Worm Tub—Fractional Distillation—Boiling Points of Mixed Liquids—Boiling Points of Essential Oils—Distillation of Essential Oils—Condensing Power of Cold Water—Mitscherlich's Condenser—Bumping—Sublimation—Calomel Hydro-sublimation and Dry Sublimation—Iodine	96

LECTURE X.

FILTRATION AND PERCOLATION.

Filtering Media, Paper, Calico, &c.—Means of Expediting Filtration—Continuous Filtration—Pressure Filters—Filter Baths—Filtration through Charcoal—Percolation, Theoretical Considerations—Comminution required—Forms of Percolators—Displacement of the Absorbed Liquors—Strong Tincture of Ginger—Modes of Packing the Material—Conical Percolators—Displacement of Spirit by Water—Pharmacopœial Process	111
---	-----

LECTURE XI.

OFFICIAL PHARMACY.

Pharmacopœial Preparations—Making or Buying—The Pharmacopœia—Mode of Studying—Official Powders in Order—Official Pills—Proportion of Active Matters—Dose—Excipients—Essential Oils used—Mode of Mixing—Modification of Excipients—Official Pills in order	132
---	-----

LECTURE XII.

OFFICIAL LIQUORS OR SOLUTIONS.

Simple Processes—Solutions of Solids—Acetate of Ammonia, &c.—Processes a little more Complex—Solution of Chloride of Antimony, &c.—Solutions of Gases—Solution of Ammonia, &c. ..	152
---	-----

LECTURE XIII.

OFFICIAL INFUSIONS AND DECOCTIONS.

	PAGE
Cases in which Infusion is preferred—Keeping Qualities of Infusions—Rules for Infusing—Temperature Varies—Time Varies—Comminution Varies—Decoctions, when preferred—General Rule and Exceptions—Decoctions of Aloes, Cinchona, Logwood, &c.—Sarsaparilla	168

LECTURE XIV.

EXTRACTS.

Varieties—General Process for Green Extracts—Extracts by Aqueous Infusion—By Decoction—Aqueous Fluid Extracts—Liquors of Opium, Battley's—Extracts prepared with Spirit and Water—Alcoholic Extracts—Ethereal Extracts	176
--	-----

LECTURE XV.

SPIRITS, TINCTURES, WINES, VINEGARS, LINIMENTS.

Spirit of Wine—Official Spirits not Redistilled—Tinctures—Various Wines—Sherry and Orange—Medicated Vinegars—Liniments—Aconite and Belladonna—Sundry Liniments	187
--	-----

LECTURE XVI.

OFFICIAL PRODUCTS OF DISTILLATION AND SUBLIMATION.

Hydrocyanic Acid—Nitric Acid—Ether—Aromatic Waters—Chloroform—Essential Oils—Oils of Lemon, Nutmeg, Mustard, Spirit of Nitre, Spirit of Ammonia—Official Products of Sublimation—Chlorides of Mercury	203
---	-----

LECTURE XVII.

OFFICIAL PRODUCTS OF FUSION.

Ointments—General Instructions—Mercurial Ointment—Spermaceti Ointment—Stirring—Nitrate of Mercury Ointment—Plasters—Mercury, Belladonna, Cantharides, &c.—Other Products of Fusion—Purified Bismuth—Bromide and Iodide of Potassium ..	215
--	-----

LECTURE XVIII.

OFFICIAL SALINE PREPARATIONS, ETC., CRYSTALLIZED, PRECIPITATED, SCALED,
OR GRANULATED.

	PAGE
Crystallized Salts having Volatile Acid or Base—Precipitates, Oxide of Antimony, Subnitrate of Bismuth—Chloride of Calcium, &c.—Separation of Iron—White Precipitate—Carbonate of Magnesia—Granulated Sulphate of Iron—Carbonate and Citrate of Potash—Citro-Tartrate of Soda—Scaled Salts, Sulphate of Beberine, Citrate of Iron and Ammonia, &c.	228

LECTURE XIX.

COMPLEX PROCESSES.

Some of the more Complex Processes of the Pharmacopœia—Tartaric Acid—Tannic Acid—Sulphate of Quinine—Hydrochlorate of Morphia—Resins of Jalap, Scammony, and Podophyllum ..	238
---	-----

LECTURE XX.

DISPENSING.

Importance of Orderly Habits—Preparations in Anticipation of Requirements—Prescriptions difficult to read—Weighing—Measuring—Ambiguous Prescriptions, Unusual Doses, &c.—Modes of Mixing—Soluble Salts—Precipitation of Active Matter—Use of Distilled Water—Modes of Mixing Powders in Suspension—Filtration—Spirit of Nitrous Ether to be Neutralized—Emulsions, Egg Liniments, &c.	248
---	-----

LECTURE XXI.

READING AUTOGRAPH PRESCRIPTIONS	271
---	-----

LECTURE XXII.

PILLS—POWDERS.

Pills—Physical Requirements—Excipients for Rhubarb—Aloes—Creosote—Camphor—Essential Oil and Aqueous Extract—Hygroscopic Extracts—Copaiba—Sulphate of Iron—Oxide of Silver—Carbolic Acid—Phosphorus—Chloral Hydrate—Permanganate of Potash—Cutting—Finishing—Coating—Silvering—Powders—Mixing—Dividing—Packing	290
---	-----

LECTURE XXIII.

OINTMENTS, PLASTERS, SUPPOSITORIES, ETC.

	PAGE
Dispensing Ointments, Plasters, Suppositories, &c.—Ointments, Gritty Materials, Extracts, Watery Materials—Plasters : Spreading, Shapes, Adhesive Margins, Blisters, Prescriptions—Suppositories, &c., Cacao Butter, Lubricants for Mould, Tin Foil Moulds ..	312

LECTURE XXIV.

QUALITATIVE TESTS OF THE PHARMACOPŒIA	326
---	-----

LECTURE XXV.

THE QUANTITATIVE TESTING OF THE PHARMACOPŒIA	335
--	-----

LECTURE XXVI.

SUPPLEMENTARY NOTES ON PHARMACEUTICAL TESTING.

Vinegar—Acids : Hydrocyanic, Sulphurous—Nitrate of Silver — Oxide of Silver—Lime Water—Saccharated Solution of Lime—Chlorinated Solution of Lime—Chlorinated Soda—Solution of Ammonia—Liquor Potassæ—Reduced Iron—Mercury with Chalk—Blue Pill—Solution of Subacetate of Lead—Quinine Sulphate—Rhubarb Powder	345
---	-----

LECTURE XXVII.

PHARMACY OF SPECIAL DRUGS : CINCHONA AND OPIUM.. .. .	356
---	-----

LECTURE XXVIII.

PHARMACY OF SPECIAL DRUGS : ALOES, RHUBARB, SENNA, JALAP ..	364
---	-----

LECTURE XXIX.

PHARMACY OF SPECIAL DRUGS : GUM-RESINS, ESSENTIAL OILS, ETC.

Gum-Resins : Ammoniacum—Assafoetida—Guaiacum—Myrrh—Tolu—Benzoin—Copaiba ; Essential Oils—Liquid Extract of Male Fern	374
--	-----

LECTURE XXX.

	PAGE
PHARMACY OF SPECIAL DRUGS: IODINE, SULPHUR, PHOSPHORUS, MERCURY, BISMUTH	387

LECTURE XXXI.

PHARMACY OF SPECIAL DRUGS: IRON	401
---	-----

APPENDICES.

I.—MEDICINAL LOZENGES	416
II.—PHARMACEUTICAL SPECIFIC GRAVITIES AND TABLE OF SPECIFIC GRAVITIES OF TINCTURES.. .. .	418
III.—ELEMENTS WITH THEIR SYMBOLS AND ATOMIC WEIGHTS ..	423
IV.—TABLE OF CHEMICAL FORMULÆ AND SOLUBILITIES OF PHAR- MACEUTICAL BODIES	425
V.—COMPARISON OF BAUMÉ'S DEGREES FOR LIQUIDS HEAVIER THAN WATER, AND TWADDLE'S DEGREES WITH SPECIFIC GRAVITIES; COMPARISON OF BAUMÉ'S DEGREES FOR LIQUIDS LIGHTER THAN WATER WITH SPECIFIC GRAVITIES	475
VI.—TABLE OF EQUIVALENT POINTS ON THE BAROMETER SCALES; AND TABLE OF EQUIVALENT POINTS ON THE SCALES OF THE FAHRENHEIT AND CENTIGRADE THERMOMETERS	478

REVUE DE LA

Le premier volume de la collection, paru en 1904, est consacré à l'étude de la langue et de la littérature de la région de la Loire. Il est dirigé par M. L. B. et contient des articles de MM. L. B., J. B., et J. B.

Le second volume, paru en 1905, est consacré à l'étude de la langue et de la littérature de la région de la Loire. Il est dirigé par M. L. B. et contient des articles de MM. L. B., J. B., et J. B.

Le troisième volume, paru en 1906, est consacré à l'étude de la langue et de la littérature de la région de la Loire. Il est dirigé par M. L. B. et contient des articles de MM. L. B., J. B., et J. B.

Le quatrième volume, paru en 1907, est consacré à l'étude de la langue et de la littérature de la région de la Loire. Il est dirigé par M. L. B. et contient des articles de MM. L. B., J. B., et J. B.

Le cinquième volume, paru en 1908, est consacré à l'étude de la langue et de la littérature de la région de la Loire. Il est dirigé par M. L. B. et contient des articles de MM. L. B., J. B., et J. B.

Le sixième volume, paru en 1909, est consacré à l'étude de la langue et de la littérature de la région de la Loire. Il est dirigé par M. L. B. et contient des articles de MM. L. B., J. B., et J. B.

Le septième volume, paru en 1910, est consacré à l'étude de la langue et de la littérature de la région de la Loire. Il est dirigé par M. L. B. et contient des articles de MM. L. B., J. B., et J. B.

Le huitième volume, paru en 1911, est consacré à l'étude de la langue et de la littérature de la région de la Loire. Il est dirigé par M. L. B. et contient des articles de MM. L. B., J. B., et J. B.

Le neuvième volume, paru en 1912, est consacré à l'étude de la langue et de la littérature de la région de la Loire. Il est dirigé par M. L. B. et contient des articles de MM. L. B., J. B., et J. B.

Le dixième volume, paru en 1913, est consacré à l'étude de la langue et de la littérature de la région de la Loire. Il est dirigé par M. L. B. et contient des articles de MM. L. B., J. B., et J. B.

LIST OF ILLUSTRATIONS.



FIG.		PAGE
1.	DRYING CLOSET	8
2.	TRANSVERSE SECTION OF A DICOTYLEDONOUS STEM ...	18
3.	LONGITUDINAL OR VERTICAL SECTION OF DITTO ...	18
4.	DRUG MILL	22
5.	SIFTING APPARATUS	23
6.	APPARATUS FOR THE SOLUTION OF GASES	48
7.	APPARATUS FOR COMMERCIAL PRODUCTION OF LIQUOR OF AMMONIA	48
8.	GRAHAM'S DIFFUSION APPARATUS	75
9.	APPARATUS FOR DIALYSIS	77
10.	DITTO	77
11.	DITTO	77
12.	OSMOMETER	77
13.	REYNOLDS'S MECHANICAL STIRRER	85
14.	SALINE BATH	86
15.	ALEMBIC, RETORT AND RECEIVER	97
16.	DISTILLATION WITH FLASK AND CONDENSER	98
17.	EARTHENWARE STILL AND WORM	100
18.	MITSCHERLICH'S CONDENSER	105
19.	HYDRO-SUBLIMATION OF CALOMEL	107
20.	DRY SUBLIMATION OF CALOMEL	108
21.	IODINE STILL	109
22.	APPARATUS FOR CONTINUOUS FILTRATION	114
23.	DITTO	114
24.	APPARATUS FOR FILTRATION OF OIL	116
25.	APPARATUS FOR FILTRATION OF SYRUP	116

FIG.								PAGE
26.	SCHACHT'S FILTER	117
27.	DITTO	117
28.	DITTO	117
29.	FILTER BATHS	119
30.	DITTO	119
31.	DITTO	119
32.	DIFFERENT FORMS OF PERCOLATORS	122
33.	PERCOLATOR FOR SLIGHTLY INCREASED PRESSURE	128
34.	APPARATUS FOR PRODUCTION OF LIQUOR OF AMMONIA ON THE SMALL SCALE	165
35.	APPARATUS FOR CHLORINE WATER, ETC.	166
36.	SHAPE FOR PLASTERS	317
37.	DITTO	318
38.	DITTO	318
39.	DITTO	318
40.	DITTO	318
41.	PLASTER WITH ADHESIVE MARGIN	321
42.	PLASTER WITH SIMPLE MARGIN...	322
43.	BURETTE AND GRADUATED BOTTLE FOR VOLUMETRIC ANALYSIS	340
44.	DITTO	340

FAC-SIMILES OF AUTOGRAPH PRESCRIPTIONS AT END OF VOLUME.

PRACTICAL PHARMACY.

LECTURE I.

Introduction—Division of Subject—Temperature for Drying Vegetables—
“Vital Zone”—Drying Closets—Rate of Evaporation at x° Fahr.—Air
Contains Aq.—Latent Heat of Steam—Evaporation over Oil of Vitriol—
Use of Quicklime.

PHARMACY may be defined to be the study of remedies. Like most other sciences or arts of a miscellaneous nature, it is surrounded by other sciences, more definite, and generally more abstract in their character, which take, piece by piece, large sections from the province of Pharmacy.

Materia Medica, Therapeutics, Chemistry, and Botany, combined into one art, formerly constituted Pharmacy, but these sciences gradually becoming separate, the term Pharmacy is now applied to such ill-defined and unclaimed ground as has not yet been appropriated by any of these more abstract sciences. The duty of the lecturer on Pharmacy is, therefore, to give instruction in all the manifold subjects connected with the preparation of remedies, which are not already taught, or not sufficiently taught by the lecturers upon these previously-named subjects. To this task I will now devote myself; and, in doing so, I shall have to take it for granted that my audience have acquired the ground-work of the sciences I have enumerated, and that it is unnecessary for me to explain

in detail many of the principles and laws upon which the operations under consideration depend ; but, at the same time, I shall not hesitate to treat of any branch which may be connected with my subject, though the same may also belong to the province of another lecturer. I shall be guided solely by the desire to make the subject clear, systematic, and comprehensive, and the information imparted practically useful. I shall keep in mind that I am addressing *students* ; and while I remember that their first object will be to qualify themselves for their examination, I will not forget that their ultimate object must be the acquirement of such pharmaceutical knowledge as will enable them to carry on their business with success to themselves and satisfaction to the public. I shall not offer any remarks upon the importance of my subject ; for I do not expect to address any who are not convinced of the utility of acquiring, by every means within reach, a thorough knowledge of the art which it is my duty to teach. It is not my desire to tempt those who would otherwise be indifferent to this study, but rather to help those who have put their hands to the plough, with the determination to be industrious cultivators of the province of Pharmacy.

I shall count upon my hearers knowing beforehand a great deal of what I may have to say, or to illustrate ; but I shall also count upon the larger part of what I may say being new or useful to some one or more of those who may hear me ; for a subject is rarely so thoroughly known that an attentive listener will not learn something from the experience of another. Useful matter will bear repetition, whether I may be repeating the instruction gained from another lecturer or from the practical experience of business ; and any who may from time to time feel that I am repeating an oft-told tale, will remember that I am a fellow-student with themselves, and will find it not unprofitable to compare notes of my knowledge and experience with their own.

Whenever possible, the subject will be treated in a practical way, illustrating the matter in hand with diagrams, apparatus,

and processes in operation; and with the view of ascertaining how far I am successful in my teaching, I shall from time to time hold examinations of my pupils, devoting part of an evening to questions upon the subjects treated of in several of the preceding lectures, and concluding with a recapitulation of the matter, with the view of enforcing any important points which do not appear to have been sufficiently apprehended.*

Practical Pharmacy may be divided into several sections, and though perhaps not a strictly scientific division of the subject, I have thought it most convenient to treat it under the following heads:—

Abstract or General Pharmacy,
Official Pharmacy,
Extempore Pharmacy, and
Special Pharmacy.

It may at first sight appear inappropriate to speak of any branch of an applied science or art as “abstract”; nevertheless, it is convenient to gather together under this heading a group of facts, principles, processes, and appliances which are so far abstract that they may be common to a large number of occasions, and in great measure independent of the material which may at one time or another be subjected to our manipulation. Thus, grinding may be said to be an abstract process, which will at one time be applied to tartaric acid, and at another to jalap root. Infusing is an abstract process, which will at one time be applied to calumba, at another to senna,—and it will facilitate the treatment of the whole subject, if under the head of abstract or general processes, all those matters are discussed which have a wide applicability.

Under the head of Official Pharmacy will be treated the processes of the Pharmacopœia, arranged in such groups as naturally assimilate, rather than in alphabetical order, which would bring in contiguity many processes having no natural

* To the student reading these pages, it is recommended to follow the same system of self-examination.

connection. The several operations described in the first section—Abstract Pharmacy—will then be exemplified, with the various modifications necessary to meet the requirements of special cases.

Under the head of Extempore Pharmacy will be treated the operations of the dispensing counter, many of them bearing considerable analogy to the processes of the laboratory, but so far distinct as to require a special experience for their quick, accurate, and satisfactory performance.

By the term Special Pharmacy, I intend to express the application of pharmaceutical knowledge to the selection of suitable modes of treating special or individual drugs for obtaining their most desirable forms of administration. It will necessarily require some knowledge of the chemical nature of the drugs under consideration, and the means by which a convenient form may be attained along with uniformity of strength and permanence of condition.

Reverting to abstract processes, they may be classified according to their objects, and the mode in which that object is to be accomplished.

First, The division of a substance into smaller particles of a like nature, and the separation of finely-divided from coarse particles, by such operations as cutting, bruising, grinding, sifting, and washing.

Second, The reduction of a solid body to the liquid state by solution, and the separation of a substance into parts of different natures, as in the preparation of infusions and the washing of precipitates, in which cases soluble are separated from insoluble matters—the one being used, and the other rejected.

Third, Consolidation by the dissipation of a solvent, leaving the solid of the same nature as it was in solution, including such operations as the evaporation of fluids to solid extracts, and the production of crystals from their solutions.

Fourth, The combination of solids of different natures into one mass, as in the production of pill masses. And this division

will leave a considerable number of processes unclassified, including distillation, sublimation, calcination, &c. All these processes are essentially simple in their nature ; they are elements out of which we have to construct the complex processes required for the preparation of many pharmaceutical products. In the second division, these elementary operations will be used together in various degrees of complexity, up to the elaborate processes involved in the production of some of the organic acids and alkaloids. We will commence with the reduction of massive materials into the state of powder.

Inorganic substances, such as native minerals and salts, may generally be submitted to bruising or grinding without any preparation ; but articles of vegetable materia medica will generally require to be dried, and we will first briefly consider the various appliances which have been devised for drying, together with general precautions requisite to avoid injury of the substance under treatment.

DRYING.

In tropical countries, little else is necessary to insure satisfactory desiccation than exposure to the air and sunshine, but in our own humid climate that cannot be trusted. Warmth and moisture are the essential conditions of rapid change in organized bodies. There is a zone of temperature which may be called the vital zone, within which the functions of animal and vegetable life are possible. The freezing and the boiling points of water may be considered the limits of active life, though in some recent experiments by Crace Calvert, reported in the *Pharmaceutical Journal* of 2nd September, 1871, satisfactory evidence has been found that infusorial life is capable of withstanding a heat of 300° Fahr. in infusions contained in hermetically sealed tubes, capable of bearing such a pressure as is involved by subjecting watery fluids to this temperature. He experimented upon solutions of sugar and of gelatine, and infusions of hay and of putrid meat ; and in all cases found that a temperature of 212° Fahr. was insufficient to destroy the

infusorial life which had made its appearance by keeping those liquors in contact with the air; and that in all cases, except the solution of gelatine, they continued in diminished proportion even after 300° Fahr. had been reached, but that in all cases a temperature of 400° Fahr. was sufficient to effect the total disappearance of vitality. According to these observations, the infusorial fungi are most readily destroyed, a temperature of 212° Fahr. being fatal to them; and the vibrios the least readily destroyed, their vitality continuing in solutions exposed to 300° Fahr., but not in those heated to 400° Fahr. He also found intense cold incapable of destroying these low forms of protoplasmic life; a liquor containing microzima and vibrios, on being frozen and retained for twenty hours at temperatures ranging between 32° Fahr. and 15° Fahr., still displayed living animalculæ on being melted, and the movements, which were languid on the first thawing of the ice, resumed their wonted energy in the course of a couple of hours.

But though he has shown that the animalculæ did not lose their vitality, we have other evidence that the life was in a condition which we may call latent at the lower temperature, and it is not unlikely that the same may be the case when the temperature is above 212° Fahr.—that functions are languid, if not entirely suppressed, and that vitality is potential rather than active. We will, therefore, continue to suppose that, as regards functional activity and the chemical changes which accompany it, the freezing and the boiling points of water may be regarded as the extreme limits of this zone, and the portion characterized by a marked activity is much more limited. Fermentation requires a temperature between 50° and 90° Fahr., and is at its greatest activity between 70° and 80° Fahr.; and though fermentation is not the only change to which moist vegetable matter is subject, it is a very important one, and the circumstances which promote it also promote other species of decomposition. Again, the boiling point of water comes in as a *maximum* temperature to which vegetables may be submitted in drying, and there are many of them which will not bear this

heat without injury. A little above 100° Fahr. we begin to find changes which are liable to affect more or less the properties of the body subjected to it. At 140° Fahr. starch, in the presence of water, swells and becomes soluble. At the same temperature albumen coagulates; between this and the boiling-point many vegetable substances of a complex nature also undergo changes. If, therefore, we set down 90° Fahr. as the lowest temperature to which vegetables can be continuously subjected in the presence of moisture without undergoing fermentation, and 140° Fahr. as the point at which danger from over-heating commences, we have indications of the suitable range within which all ordinary processes of vegetable desiccation may be performed.

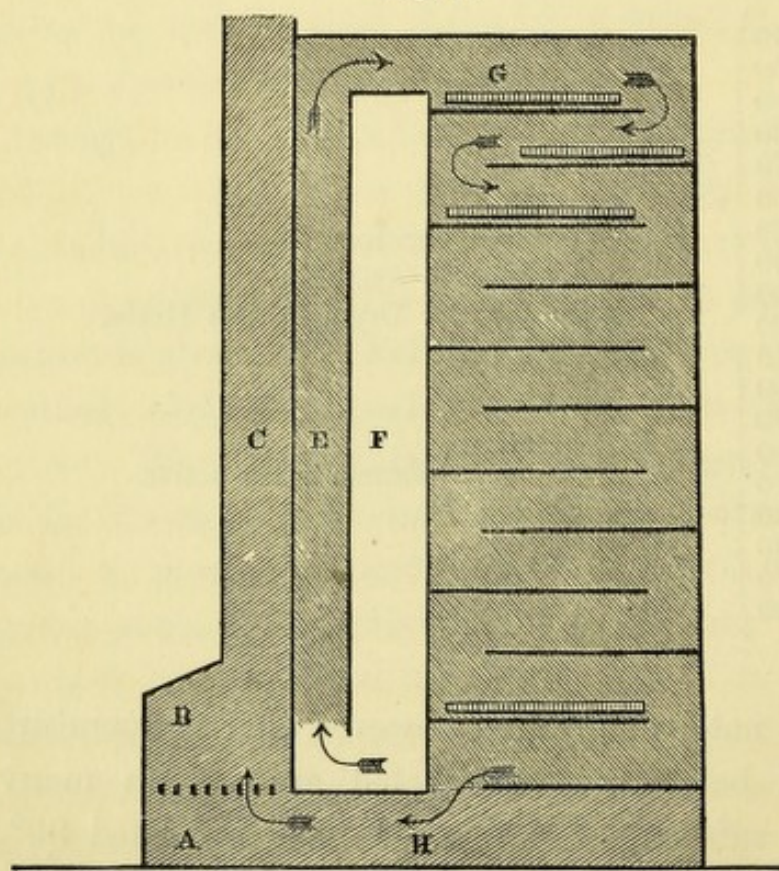
HEAT OF DRYING CLOSET.

210	Zone.	{	Starch dissolves.
200			
190			
180			
170			
160			
150			
140			
130			
120			
110	Vital	{	Fermentation active.
100			
90			
80			
70			
60			
50			
40			
30			

It must not be supposed, however, that temperatures both above and below those bracketed are not on many occasions both safe and desirable. I have indicated 90° Fahr. and 140° Fahr. as the points within which almost anything may be safely trusted, and wish to impress upon you that the usual heat of sunshine in the open air is much too low for advantageous work. It simply brings the material into the zone of most active organic change, the conditions for

the greatest perfection of vegetable life being also those of most rapid destruction when the vital action has been interrupted. Common herbs are frequently dried by being hung from the ceiling of a warm, dry room, but where a large quantity has to be reduced to dryness in a short space of time, it becomes necessary to have recourse to special arrangements. In the drying rooms connected with drug-mills it is usual to spread the herbs, &c., upon trays heated by steam-pipes, the waste steam from the engine which drives the mill being a cheap and convenient mode of applying a heat a little under the boiling point. The usual forms of drying closets, in addition to providing the heat requisite for evaporation, are so arranged as to cause a rapid current of air over the moist materials. The accompanying sketch (Fig. 1) will show the arrangement. A is

Fig. 1.



the ash-pit, B the fire-place, and C the chimney; E, a flue separated from the chimney and fire-place by iron plating or brick work; F, a space open to the air; G, the drying trays; H, a flue from the bottom of the drying closet to the fire. The

arrows show the direction of the current of air. As the fire draws all its air from the closet, it insures a sufficient ventilation, and as all the air which enters the closet has to pass up the flue E, which is kept hot by its contiguity to the fire and the chimney, its condition, being clean, warm, and dry, is most favourable for promoting evaporation. The illustration represents the shelves arranged to cause a serpentine passage of the air over the trays.

Many modifications of this arrangement have been contrived to suit special conditions. I will only draw your attention to one which I have devised myself, and which will probably be found suitable for the operations which most of you will have to perform in the discharge of your duties as pharmaceutical or dispensing chemists.

It consists of a series of trays of thin iron-plate, so constructed as to pack away within one another when out of use, thus being convenient from its economy of space, especially for the use of those who have not daily occasion for its services. When put in operation, the lowest tray, which is also the smallest, is heated by a row of small gas jets placed at one end, at which end there are also perforations to admit air; the edges of the tray being about two inches high, the next tray may be placed upon it, leaving space enough for the moist material and the current of air which is to play over it. The second tray has similar perforations to those in the first, but placed at the other end, so that the air has to pass over the whole length of the first tray before it can ascend through the openings in the bottom of the second. A third, fourth, and fifth tray may be added, if required, taking care that the openings are in alternate ends, so as to ensure a serpentine channel for the heated air. I do not suggest this as an arrangement suitable for those who have desiccation continuously going forward, but for the occasional use of the pharmaceutical chemist it will be found to have the following advantages:—

It is packed away in small space when not required, and may be set in operation at a minute's notice. It is equally con-

venient for a single tray, or for two or three trays, full of material, according to the requirements of the operation in hand. The heat is easily regulated by increasing or diminishing the supply of gas.

Green herbs, such as conium, hyoscyamus, and digitalis, should be dried at a temperature not exceeding 120° Fahr. It is, perhaps, to be regretted that the Pharmacopœia does not now give any instructions for the drying of articles of vegetable materia medica. But we have various authorities for stating that the temperature I have just indicated—120° Fahr.—should not be *exceeded* in the case of the more delicate materials; and as it is important that they should not long remain warm and moist, it is desirable that the temperature should not be lower than is required to insure their safety. On referring to the table* of the rate of evaporation of water at different temperatures, it will be seen that it takes twice as long to evaporate a given quantity of water at 100° Fahr. as it does at 125° Fahr., and it takes four times as long to evaporate the same at 79° Fahr. Various other circumstances, however, have a great influence upon the rate of evaporation,—most notably the percentage of moisture in the air, and the rapidity with which the air in contact with the materials is removed; also the mechanical or physical condition of the material and its affinity for water; thus aloes and opium take much longer to dry than senna or chamomile, because of their compactness, which impedes the escape of moisture; and alum parts less readily with its water of crystallization than carbonate of soda, which may be equally compact, because of the former salt having a greater affinity for the water which it contains.

* Relative quantity of water which evaporates during a given time at sundry temperatures:—

At 212° Fahr. . . .	512	At 100° Fahr. . . .	32
180° „ . . .	256	79° „ . . .	16
150° „ . . .	128	58° „ . . .	8
125° „ . . .	64	38° „ . . .	4

Redwood's Pharmacy.

Under natural circumstances, air is never quite dry ; it most nearly approaches this condition at low temperatures, but even at the freezing point 100 cubic inches of air will retain $\frac{1}{100}$ of a grain of water. We may also say that every material has a certain affinity for water, and the relation between the affinity of a given material for moisture and the percentage of moisture in the air will determine whether that given substance under these circumstances will lose or gain moisture.

Exp.—Two sheets of paper of the same nature in every respect, except that one is almost absolutely dry and the other palpably moist, when exposed to the air, one will gain and the other lose moisture, provided the air is in anything like a normal condition ; but the air might be so moist that the moist paper would not part with any moisture, or it might be so dry that the dry paper could not absorb any. Either of these latter conditions, however, would only continue so long as the temperature remained steady ; a fall in the temperature would enable the dry paper to absorb moisture ; a rise would cause the moist one to part with some. To illustrate this action with pharmaceutical materials, I weighed out two portions of senna from the same drawer ; each weighed exactly 50 grams* (=771 grains) in the condition of approximate dryness which senna possesses under ordinary keeping. One of these was kept upon the drying trays for ten hours, the other exposed to the damp atmosphere of the cellar. Two portions of squill root of a like weight were subjected to the same treatment. During the ten hours' drying the senna lost 58 grains and the squill 62 grains. During the ten hours' exposure to the damp atmosphere the senna gained 19 grains and the squill 10 grains. During three days' exposure the senna had made a total increase in weight of 60 grains and the squill of 30 grains ; and to show that the gaining or losing of moisture by the

* A friendly critic has suggested that I should not mix up the use of grams and grains in one experiment. It was by chance that a 50-gram weight was used in the first instance, and the retention of the same was with the view of avoiding the probability of the numbers given being taken as generally applicable.

exposure of a given substance to the air is determined by the relation which subsists between the degree of moisture of that substance and the moisture of the air, we now take these two samples of senna, the one palpably damp, and the other unusually dry, and expose them on sheets of paper to the air of the lecture-room. An interval of half an hour having elapsed, the damp senna had lost 10 grains, and the very dry senna had gained 10 grains, by exposure to the same atmosphere under the same circumstances; and no doubt a continued exposure there would in a short while result in the two samples becoming just equally moist—the exact degree of moisture ultimately attained being determined by the relation borne by the hygroscopic power of senna to the temperature and hygrostatic condition of the atmosphere. These experiments make no pretensions to precise accuracy, yet it is worthy of a passing note that the difference between the damp senna and that which was dried till it became crisp amounts to 118 grains of water, and that the squill root, which we usually regard as having a remarkable affinity for water, only differs to the extent of 92 grains. As the squill, especially when powdered, becomes sticky if slightly damp, our attention is drawn to the fact that powdered squill absorbs moisture with avidity—which we would probably overlook were it not forced upon our notice by the stickiness which is so troublesome if the powdered squill be not protected from moisture with the most scrupulous care.

We have here a table showing the quantity of water which is capable of being held by 100 cubic inches of air at several temperatures:—

100 CUBIC INCHES OF AIR AT			
° Fahr.	Gr. Aq.	° Fahr.	Gr. Aq.
32 will retain	0·01	176 will retain	6·00
77 „	0·50	212 „	15·00
122 „	2·00	248 „	27·00

With regard to the last two figures, however, we must remark that 15 grains represent an atmosphere of steam only at the ordinary pressure of the air, and 27 grains could only

be contained in 100 cubic inches under a pressure of about two atmospheres, but that pressure would fail to bring any portion of it back to the liquid form so long as the temperature did not fall below 248° Fahr.

The quantity of water given in each case makes the air quite saturated, and it is only when far removed from this point that evaporation can be conducted at all advantageously. A glance at the table will show how enormously the rise of a few degrees increases the desiccating power of the air, and where economy of time is important, how great is the inducement to use as high a heat as possible; and since hot air soon becomes charged with moisture when in contact with wet materials, how important it is to keep up a constant current, so that there is always a thirsty atmosphere replacing the moist before it becomes saturated. All this necessity for heat could not exist unless the heat were in some sense "consumed," and in this instance it disappears in the form of latent heat. The quantity thus consumed in converting water into steam varies slightly according to the temperature at which evaporation is taking place; but at the boiling point, the quantity required to convert 1 lb. of water into 1 lb. of steam of the same temperature would be sufficient to raise it to 1178° Fahr., or to a bright red heat, had it been a fixed body incapable of converting sensible into latent heat; or, in other words, it would have sufficed to raise about 8 lbs. of water from 60° Fahr. to the boiling point.

It has commonly been stated that water requires the same quantity of heat to convert it into vapour at whatever temperature the evaporation takes place, the quantity of latent heat of a vapour being greater at low than at high temperatures; but more recent researches have shown that this is not strictly true, as will be seen by a reference to the table of latent heat of water vapour:—

F.	Latent.	Total.	F.	Latent.	Total.
32 +	1090 =	1122	302 +	903 =	1205
122 +	1027 =	1149	392 +	840 =	1232
212 +	966 =	1178	482 +	774 =	1256

From Regnault in Gmelin.

Here you will observe that water evaporating at the freezing point, where it is only supplied with 32° Fahr. of sensible heat, absorbs 1090° Fahr. of latent heat, making a total of 1122° Fahr. But at the boiling point, where it acquires 212° Fahr. of sensible heat, it only renders 966° Fahr. latent, the total in this instance being 1178° Fahr. And that when boiling under high pressure, when it acquires 482° Fahr. of sensible heat, there are only 774° Fahr. rendered latent, the total increasing slightly with the rise in temperature at which the conversion into vapour takes place. This consumption of heat in evaporation causes considerable reduction of temperature in the air passing through a drying closet, except when the material is nearly dry, or of such a nature as does not permit rapid evaporation. The long serpentine course of the air is less advantageous when there is a considerable bulk of fresh herbs, the evaporation from which is so rapid that air entering at as high a temperature as can be permitted, becomes cooler than is advantageous before it passes over the last tray.

Substances which are difficult to dry without injury are sometimes placed in vacuo over oil of vitriol. The absence of atmospheric pressure very much expedites the volatilization of the moisture, and the oil of vitriol absorbs the watery vapour as fast as it is produced, thus maintaining the vacuum. This, however, is a refinement rarely used except in analysis; and, in conclusion, I need only refer to one more method which is sometimes used for keeping vegetable substances in a state of thorough desiccation. It is more especially useful for such materials as are liable to become mouldy. The substance being introduced into a wide-mouthed bottle, such as is popularly known as a soda bottle, with a hollow stopper, the cavity of the stopper is filled up with quicklime, or other very hygroscopic substance. The material while in use is, of course, exposed a little each time the stopper is removed to enable a portion of the material to be taken out, but the moisture it thus absorbs is again abstracted by the absorption of the lime before it is likely that another portion of the drug may be required. This

is very convenient for keeping powdered squill in good condition, which otherwise is so liable to become damp and sticky. It is also advantageous for the preservation of powdered ergot and other drugs which are apt to be injured by apimalculæ or mould. For larger bulks of drugs tin canisters may be conveniently used, and dryness maintained by including a card box containing a lump of quicklime, and renewing the latter when it becomes completely hydrated. Thorough desiccation affords the greatest protection against this source of injury. The fact is, that like larger beings, the microscopic animals and plants find it very dry work living without water, so they die and allow the ergot to enjoy its existence in peace.

QUESTIONS FOR SELF-EXAMINATION.*

What changes do moist vegetables undergo by keeping?

At what temperatures do these changes proceed most rapidly?

The most palpable change in a vegetable by drying being loss of water, what other changes may it undergo?

What is generally the most desirable heat for drying vegetables?

Does change in temperature make much difference in the rate of evaporation?

What other circumstances besides change in temperature affect the rate of evaporation?

What becomes of the heat used in drying a moist substance?

Is the same quantity of heat lost in vaporizing water at all temperatures?

RECAPITULATION.

Herbs, &c., if kept moist, are liable to be affected by fermentation, mouldiness, and slow decay.

The two former of these changes are most rapid at about

* The student is recommended, after reading a lecture, to test his knowledge of the matter by endeavouring to answer these questions, and then to compare his answers with the recapitulation which follows, or, if necessary, with the substance of the lecture itself.

70° to 90° Fahr., and may be considered to cease below 32° Fahr. and above 212° Fahr.

Vegetables, in being dried, lose water and volatile oils.

Some of their constituents may undergo oxidation, such as oils, resins, alkaloids, or acids. Starch may be rendered soluble. Albumen may be rendered insoluble.

The most generally desirable heat for drying vegetables is just above the fermenting zone, say 100° to 120° Fahr. The rate of evaporation increases in a high ratio with increase of heat, but is also affected by the dryness of the air and speed of its motion, by the pressure of the atmosphere, and by the compactness and hygroscopic properties of the moist material.

In converting water into vapour, about 1000° Fahr. become latent; but the quantity varies with the temperature at which evaporation takes place, the sum of the latent and sensible heat being 1122° Fahr. at 32° Fahr., and increasing a little as the temperature rises.

LECTURE II.

COMMINATION.

Slicing Fresh Roots—Cutting Hard Woods—Species—Rule for Degree of
Comminution—Bruising and Grinding—Steel Mills—Stone Mills—
Sifting—Effects of Powdering—Experiment on Starch—Washing—
Powdering Red Oxide of Mercury—Camphor.

ALMOST every solid substance used in medicine requires at some time to undergo mechanical division, either to fit it for direct medicinal use, or for some subsequent process. The nature of this mechanical division, and the means by which it is effected, will vary very much according to the physical nature of the substance to be operated upon, its crude condition before it is subjected to comminution, and the degree to which the comminution is to be carried. The substance after treatment will frequently not only have changed its mechanical condition, but also in some degree its chemical composition.

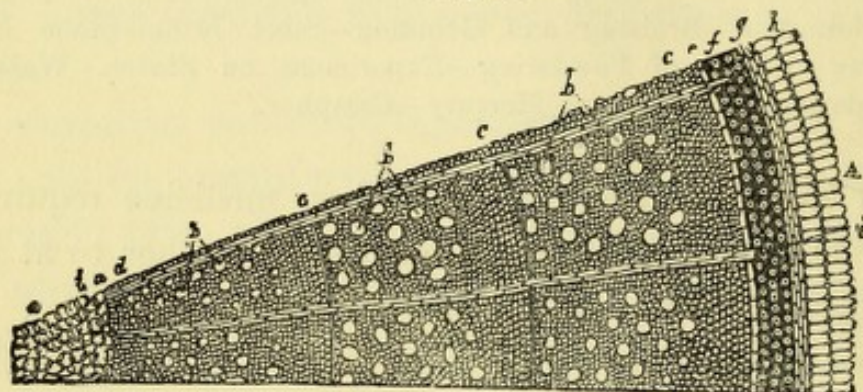
Our attention will now be given to the general objects of comminution, the means of effecting it, and the changes of a chemical nature which are apt to be involved.

To commence with the most crude and simple operation, certain succulent vegetables, such as the bulb of squill and the root of calumba, are sliced to promote their subsequent drying and preservation. To avoid the loss of juice a sharp instrument should be used, and to promote drying the cutting should be transverse to the fibrous and vascular tissues of the plant. A blunt instrument, by bruising the vessels, will cause much loss of juice, and it must also be remembered

that the transverse section, while it most promotes desiccation, also endangers the loss of juice more than a longitudinal division, which, while it may reduce the substance to equally small particles, does not to the same extent lay the vessels of the plant open.

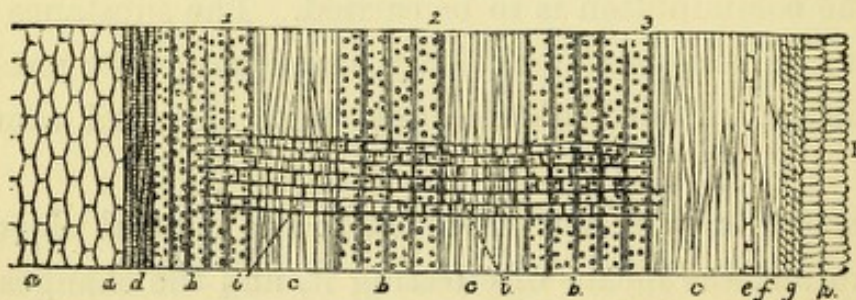
You will appreciate this difference if you count the number of cells laid open in an equal surface of the two sections of a dicotyledonous stem. You will find the structure fully described in "Bentley's Botany," from which work the following engravings are taken.

Fig. 2.



Transverse Section of a Dicotyledonous Stem three years old.

Fig. 3.



Longitudinal or Vertical Section of the same.

Some roots, such as gentian, taraxacum, and liquorice, are frequently kept sliced for convenience in making infusions or decoctions; in this case, as in the former, the roots are best cut transversely, as this section facilitates in the greatest degree the permeation of the root by the water.

In these instances the roots are usually cut dry, and most advantageously so, as this quite obviates any loss of juice; at

the same time the roots are not so bulky as to require division to promote their desiccation.

If, on the other hand, the object is to reduce a vegetable substance to a condition suitable for expressing its juices, the more completely the vessels are opened and torn asunder the better; but even in this case it will be readily seen that a transverse section will most facilitate the expression of the juice. The instruments used in slicing vegetables are generally of the simplest possible nature, and are no doubt familiar to you all. Common pruning shears are very convenient for the smallest operations of this kind. There are sundry forms of root knives or choppers, which are suitable for working on rather larger quantities or more bulky materials, the object being to gain power by the use of a long lever, which constitutes the handle of the knife, while the short arm of the lever forms the hinge which fixes the knife to the block supporting the substance to be cut; the support is advantageously curved to prevent the root from slipping under the edge of the cutter.

With any of these appliances the task of reducing woody materials to slices is very laborious, and when required to be performed on the large scale, recourse is generally had to a lathe and turners' tools, as in the case of quassia, guaiacum, &c.; but as this does not come within the province of the pharmacist, it is not necessary to enlarge upon the subject.

Dry substances which have been reduced by slicing, when compared with those which have been comminuted to an equal degree by other means, such as crushing in a mortar or mill, will be found to be more free from dust, consequently will more readily produce a clear infusion or decoction if required for that purpose. They are also more readily penetrated by the water.

It was formerly the custom to sell chopped herbs, either mixed together or separate, under the name of species, from which herb teas, &c., were to be prepared; and though it is often convenient to have the materials for an infusion or decoction ready for its speedy preparation, it is not desirable

to have sundry ingredients mixed together, unless they can be suitably reduced to a rough powder, as materials in a *coarser* state of division—especially if part is fine and part rough—will not long continue to be uniformly mixed. If so fine a state of division is not desirable, the species should be put up in packets suitable for making a definite quantity of the resulting liquor—say a pint or a quart—each ingredient being weighed into each packet to insure uniformity. The degree to which comminution is to be carried for any particular class of purposes cannot be fixed, but two or three principles may be stated which have a general bearing upon the question.

The more compact a material is the more minutely will it have to be divided to secure a satisfactory result.

The less soluble it is, or that portion of it is upon which its activity depends, the higher state of division, *ceteris paribus*, will it require.

The less it is capable of expanding under the influence of the solvent the finer it should be comminuted. Thus vegetable substances generally swell more under the influence of water than under that of spirit, and consequently require to be more finely divided for making tinctures than for infusions, and as hot water causes a more rapid and complete expansion of the tissues than cold, a rougher condition may be used for a decoction or infusion with hot water than would be suitable for a cold water infusion.

Cinchona and cascarilla barks require finer division than gentian, calumba, or quassia, both because their active constituents are less readily soluble, and because their structure is compact and not freely penetrated by water or spirit used in making their preparations.

Materials which are to be administered simply suspended in water or other vehicle, should be reduced *to the finest powder possible*. This last requirement brings us to the consideration of a different class of operations, viz., bruising, grinding, sifting, &c.

Operating on the small scale, as dispensing pharmacists will

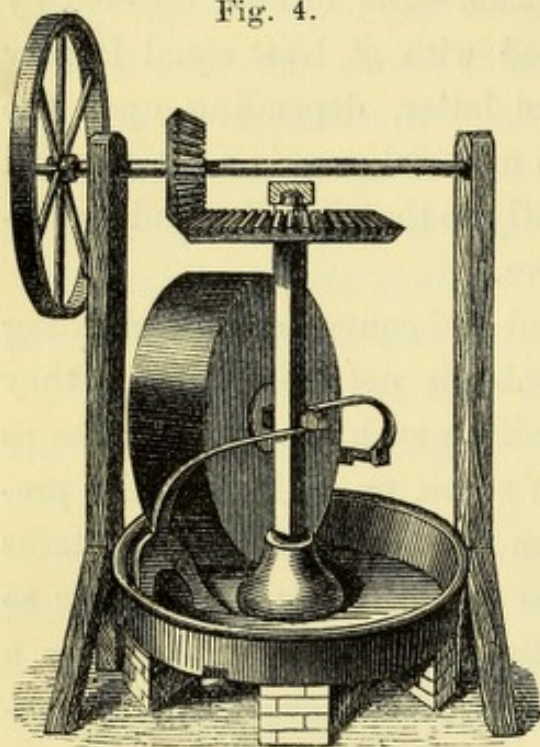
generally do, bruising and grinding are both frequently done in the mortar by simple manual power, the process being so familiar as to require scarcely any notice. As I stated in my lecture on drying, thorough desiccation is usually an essential preliminary to the grinding of vegetable matter, and I only need now to refer to it as marking a difference in the nature of the coarse and fine comminution—the former, effected by cutting, being usually performed with at least equal facility upon the fresh herbs, &c.; the latter, depending upon the brittleness and friability of the material, requires the removal of the water which adds so greatly to the pliability and toughness of most organized structures.

Steel mills are also very useful and convenient for grinding drugs where an impalpable powder is not essential, and they have the advantage of not requiring such absolute dryness as is necessary for grinding with stone, on which account preference should be given to them where the material contains active volatile matters, such as essential oils. The form so familiar as coffee or pepper mills will answer perfectly for a variety of purposes. It is essential to have them so constructed as to be readily and thoroughly cleansed between operations with substances of different natures. After grinding caraways or aniseed, the mill should not only be brushed out, but exposed to the air, to allow the evaporation of the essential oil with which it will have become impregnated, before it can be used for any other material. Steel mills may be considered applicable to vegetable substances only, while stamping mills, mortars, and stone mills may be used for every variety of materials. The stamping mill may be looked upon simply as a mortar beaten by machinery, and is frequently used as a preliminary to grinding under stones.

Stone mills are constructed upon two plans—one being the form usually employed in grinding flour, consisting of two horizontal grindstones, the lower being fixed, and the upper revolving upon it. The material, in a rough state, but not in large lumps, being placed in a hole in the centre of the upper

stone, is drawn in by the motion of the stones, and torn to pieces, gradually becoming finer as it progresses from the centre to the circumference of the stone. As it leaves the stone it is in a powder varying in fineness according to the nature of the material, &c.; it may then be sifted, and the rough portions returned to the mill.

Fig. 4.



The other form of mill more commonly used in drug grinding, consists of one or two edge-stones running in a trough, the general arrangement of which will be best understood by reference to Fig. 4. The stones are necessarily thick, hard, and heavy, and usually run in a trough of cast iron. You will readily perceive that a stone such as that shown in the diagram would run in a straight line if free from

guiding power, and if forced round in a small circle, such as that it must describe in the trough, the side of the stone nearest the shaft will travel over only half the distance passed over by the other side of the stone, the side next the shaft traversing a small circle round the shaft, the off-side traversing a circle as much larger as double the thickness of the stone; but as both sides must necessarily revolve on their axis with equal velocity, some sort of compromise must take place between the rate of motion round its axis and the rate of motion over the surface of the trough. You will notice also that if a stone revolves either more rapidly or less rapidly than it progresses over the surface upon which it is rolling, there will be considerable friction.

If we suppose the stone to be a foot thick, there will be a line on its edge, about half way between its two sides, that

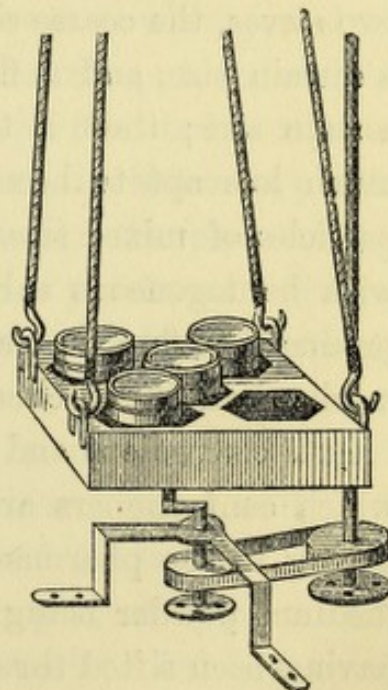
will revolve at about the same velocity as it progresses, and on one side of that line the stone will tear the material under it, in consequence of its revolving faster than it progresses, and on the other side of that line it will have the same action from revolving more slowly than it progresses.

The mere crushing force of the heavy stone rolling over the material would of itself reduce any brittle substance to powder, but tough and fibrous substances require a tearing action as well as direct pressure.

In grinding with the horizontal stones, the weight of the upper stone is diffused over a large surface; but in the edge-stone the whole force and weight are concentrated upon a few inches.

It is said to be most economical, both of time and material, to let grinding and sifting alternate pretty frequently, and when the whole is finished, if the substance in hand be not homogeneous, it is necessary to mix the first sifting with the last, as the more friable portion which passed through first will frequently differ in nature or in the proportion of some active constituent from the more fibrous or tougher portion which has come through last. The sifting apparatus is usually the same as the familiar drum-sieve, and is kept in motion by the machinery which turns the millstones. A tray or shallow box (Fig. 5), containing several drum-sieves, is suspended by ropes from its corners, attached to the ceiling. A crank attached to the bottom of the box causes it to revolve, not on its axis, but round a fixed point in the floor; and as a jerking motion promotes the sifting, advantage is taken of the fact that a round sieve does not move smoothly if loosely fitted into a square hole. The cover of the box has angular holes to receive the sieves, large enough to allow of their

Fig. 5.



being shaken from side to side as the box revolves in the horizontal plane.

Other forms are sometimes used for articles the consumption of which is so large as to justify special sifting apparatus. A conical revolving sieve, such as used in flour mills, may then be adopted. It consists of a cone of wire gauze in a sloping position with the wide end higher. The sieve revolves in one direction, and a system of brushes fitting its interior revolve in the opposite direction. The material is continuously supplied to the wide end of the cone, and is brushed through as it runs down; only those portions which are too coarse to pass through run out at the narrow end.

When sifting powders which are not homogeneous it is necessary to bear in mind the risk, I might almost say the certainty, that the first and last portions to pass through the sieve will not be identical, and should be mixed together finally by stirring.*

In some cases it is desirable to separate powders into particles of about uniform size, which is done by sifting through two sieves, the coarse sieve separating all the particles above a certain size, and a fine sieve separating all those below a certain size; there is thus obtained a sandy powder which is much less apt to become knotty than a powder containing particles of mixed sizes; but the practice is only admissible with homogeneous substances, as there might otherwise be produced a fine and a rough powder, differing not only in mechanical, but in chemical qualities.

It is convenient and unobjectionable in the case of sugar, which confectioners are in the habit of preparing and supplying to the pharmacist in three conditions, that known as medium powder being the sugar as it comes from the mill, having been sifted through a moderately fine sieve, and containing particles of all sizes, from the most minute up to the largest that are capable of passing through the sieve used.

* Compare instructions for the preparation of mixed powders in the "Pharmacopœia," p. 262.

To obtain the fine and rough powders, a quantity of the medium powder is sifted through a sieve considerably finer than that it was first passed through. All that passes through this second sieve is known as fine powder, while that which will not go through is the quality known as rough powder; but besides the mere fact of its consisting of larger particles, the particles are much more uniform in size, and, as a consequence, it is much less prone to agglomerating than either the fine or medium powder.

Mills and sieves, if their use be not confined to one material, will require thorough cleaning between the operations. Washing is objectionable, as the repeated wetting and drying are destructive of the machinery; to avoid this it is a common practice to grind and sift saw-dust in small successive portions till it comes through clean—a practice which is in itself unobjectionable, but which, it is said, led at one time to frequent adulteration of vegetable powders with the first portion of saw-dust which, having passed through the mill, came out pretty strongly impregnated with the material last ground.

The frequency with which powders are now subjected to chemical and microscopical tests has nearly put an end to such practices; but the protection which we derive from a higher public morality in some cases, and the action of public analysts in others, should not entirely take the place of the chemical and microscopical examination of purchased powders, for the purity of which every pharmacist should feel himself personally responsible.

The legitimate effect of powdering is, in the majority of cases, an increase in the strength from loss of water, and from separation of inert matter in the form of gruffs, such as the fibrous part of ginger root, the woody part of ipecacuanha, the husks of mustard and cardamom seeds, &c. Others, again, lose valuable volatile matters; powdered myrrh never makes so good an emulsion as the soft cheesy lumps of the crude article, and cinnamon, caraways, &c., part with essential oil. Saline matters are apt to lose water of crystallization, mainly

in consequence of the drying which precedes the grinding. The disintegration of starch, the coagulation of albuminous matter, the oxidation of some constituents, or the rendering insoluble of others, are changes which are liable to take place from the same causes, and more liable in drugs which are powdered than in those which are dried without being also powdered.

We have already considered the increased facility for extraction of soluble principles from vegetable substances imparted by their division, but a few words more on that subject will be useful in connection with the changes produced by grinding. I shall have to treat of solution, diffusion, osmosis, &c., in a subsequent lecture, and cannot enter into these questions now, except just to point out that the whole vascular and cellular systems of plants contain deposits of one kind or other, some of which when in solution will readily pass through moist tissues, and others which, under the same conditions, will only pass with the utmost slowness; and there are some tissues which water will penetrate with the greatest facility, and others which are almost impenetrable, even when immersed for a long time. As I do not wish to anticipate the matter of a future discourse, I will only select one example, and demonstrate the facts by an experiment.

Starch consists of hard granules of matter soluble in water, covered with a skin of so hard and impenetrable a nature, that the starch in its entire state appears virtually unacted upon by water, and it may be rubbed in a mortar in the way you would rub any other material, with the view of crushing the agglomerations of granules, and yet each individual granule remains uninjured and insoluble; but if rubbed with strong pressure the covering tissue becomes so far broken that the soluble matter of the starch may be taken up by cold water, forming a slimy mucilaginous solution which, when filtered, may be tested with iodine, and will form the well-known blue solution, while the water filtered from starch which has been only gently rubbed does not give this reaction.*

* Compare the tests for starch in the "Pharmacopœia."

It rarely happens that any considerable number of the granules are broken in grinding ordinary drugs (as may be ascertained by filtering cold infusions of powdered ginger, calumba, &c., and testing them by the addition of a drop of tincture of iodine), but if the cells are broken which contain the starch—and this is always the case in fine comminution—it is much more freely dissolved in hot water than is the case if the material is roughly divided, and a comparatively small number of starch cells laid open. You all know how much boiling will be borne by barley without its being dissolved, though it is about 70 per cent. starch; but if the barley be first ground, the bulk of it will be dissolved by simply infusing in boiling water. Then we may take an illustration in which it is not desirable to dissolve the starch. Sarsaparilla root contains its active principles in the bark, and its farina in the pith; but as the latter renders the decoction no more active, but more prone to become thick and mouldy, the Pharmacopœia now directs the root to be cut into convenient lengths, but not split open, as was formerly the custom; consequently we now have a decoction equally active, but less liable to decomposition than formerly.

For experiment, a sample of split sarsaparilla boiled a few minutes in water gave a copious blue precipitate with tincture of iodine, while a decoction of the unsplit root was not changed by the addition of this reagent.

The case of starch is probably an extreme one, but there are sundry mucilaginous principles which are not freely soluble nor freely diffusible when contained within the cells of vegetables, but which become readily diffused through an infusion if the comminution has been carried so far as to disintegrate the cells and expose their mucilaginous contents to the direct contact of the water.

There are some few instances in which a material may with advantage be ground wet; this was formerly done with shells, coral, calamine, chalk, &c.; but the use of the two former has died out, and the preparation of chalk does not fall into the

hands of the pharmacist, so that the subject requires no further notice than to allude to the process of washing, which in these cases takes the place of sifting. The powdered material being mixed with a large bulk of water, is allowed to settle for a short time; the upper part, containing the matter in a fine state of division, is then decanted, and by long repose is allowed completely to deposit its contents, which are subsequently collected, drained, and dried, while the rough portion, which had subsided rapidly, is either rejected or submitted to a second trituration. In the case of chalk, of course, the object is to get rid of sand, and the material being of little value, a considerable portion is thrown away; but when operating upon a valuable and homogeneous substance, such as the red oxide of mercury, the levigation may be repeated till every particle is reduced to a fine condition. Levigation on the small scale is performed either in a mortar or with a slab and muller. The minutiae of the operation can only be learned by practice, and will differ according to the material in hand. The red oxide of mercury appears to me to grind best when only moist; in that condition it may be readily made so fine as to lose almost entirely the glistening appearance which it usually possesses, and until this is accomplished it is scarcely so fine as it should be for the preparation of eye ointments.

Singleton's ointment, which analysis has proved to contain simply red oxide of mercury and grease, appears to owe its superiority mainly to the careful powdering of the oxide; chalk softens down best with a much more abundant supply of water. In washing, the quantity of water should be so large as not to acquire anything approaching a creamy consistence from the suspended matter, otherwise the separation of the rough particles will not take place freely. Camphor and spermaceti are best powdered by being sprinkled with spirit of wine before being rubbed in the mortar; or by the use of heat a little short of their melting points, at which temperatures their crystalline cohesion is apparently weakened and they become more crumbly, but at the same time their

tendency to cohere again is to a small extent increased until the temperature falls again. Heat is the most advantageous aid in powdering spermaceti, spirit best in powdering camphor. There are some circumstances in which the use of spirit is not desirable in the powdering of camphor, and then it is well to remember that fixed or volatile oils and soap also have the effect of promoting its division; and as they have not the volatility of spirit, the powdered camphor obtained by their use is not so prone to agglomeration.

QUESTIONS FOR SELF-EXAMINATION.

What are the principal varieties of comminution?

What kinds of materials are usually divided by cutting?

In what direction are they best cut?

What is the most notable difference between coarse comminution effected by cutting and by bruising?

If species are kept for infusions, &c., what irregularity are they liable to introduce, and how should it be avoided?

What circumstances determine the degree of comminution to which a substance should be subjected in preparation for maceration?

What classes of substances are most necessarily ground in steel mills?

What classes belong exclusively to stone mills?

In what respects are powdered drugs likely to differ from those which have not been subjected to powdering?

What substances grind better when not dry?

RECAPITULATION.

Comminution includes cutting, bruising, and grinding, the first being used for fresh vegetables and hard woods, which are most advantageously cut transversely, the product thus obtained being less dusty than that produced by bruising. Comminution should be carried further; the more compact

the material, the less it expands in the solvent in which it is to be macerated, and the more difficulty there is in dissolving the active matter. Comminution should be most perfect when an insoluble drug is to be administered in suspension.

Steel mills are advantageous for tough materials, vegetables containing essential oils, &c.; stone mills for such as can be dried till they become friable, and for salts and mineral substances. Powders are likely to differ from the massive drugs in having less water, essential oil, or other volatile matter, and in having less woody fibre or husk; they are more ready to yield soluble matter to solvents, and are more liable to accidental or wilful impurity.

Red oxide of mercury is better ground damp. Camphor is most readily powdered by rubbing with a little spirit. Heat is the most advantageous aid in powdering spermaceti.

LECTURE III.

SOLUTION.

Classes of Solutions in British Pharmacopœia—Solution Defined—Solubilities Compared—Solvent Powers Compared—Effects of Temperature on Solubility—Presence of “A.” affects Solubility of “B.”—Freezing Mixtures—Rapidity not Proportionate to Degree of Solubility—Automatic Stirring—Supersaturation.

MECHANICAL division, if carried to its utmost, fails to convert a solid into a fluid. Yet we can scarcely look upon a solution as being other than a solid body divided into its ultimate molecules and mixed with the solvent. At the same time, many of the phenomena of solution are such as we do not readily bring within this simple mechanical theory. A consideration of these phenomena will afford us much interesting matter for thought, and the pursuit of our calling affords us many occasions in which all the information we can obtain relative to the theories or the facts bearing upon this subject will be acceptable.

In looking over the contents of the Pharmacopœia, we observe not only a variety of operations, but a variety of *classes* of operations depending upon solution, and our time will not be ill spent in glancing at each, with the view of estimating the subject-matter of our present study before we go into theoretical considerations.

First, there is a class of liquors, or “simple solutions,” in which a solid substance is dissolved in a liquid which does not alter its composition or properties, but will, on evaporation, leave it in the same condition as before it was dissolved.

Then there are cases of “chemical solution,” in which the

body dissolved enters into a more intimate combination with some portion of the solvent, and is not capable of being restored to its original condition by simple evaporation, as in the preparation of perchloride of iron or saccharated solution of lime.

Again, there are instances in which solution is the means of separating active from inert matter, as in the case of infusions, decoctions, tinctures, wines, vinegars, &c.

A fourth class, in which chemicals of different degrees of solubility are to be separated from each other by the subsequent processes of precipitation, crystallization, or simple washing.

A fifth class, in which a liquid is made to dissolve a gas, as in the preparation of solution of ammonia, or solution of carbonate of magnesia.

And a sixth class, in which one liquid is made to dissolve another, as in the preparation of spirit of chloroform or liniment of mustard.

You will readily perceive how various must be the processes by which these operations are to be performed, how many circumstances will influence the production of solutions of these very different natures, and how often there is scope for the exercise of intellectual faculties, and the application of scientific laws in conducting these pharmaceutical processes.

Turning again to the point whence we started, we may first inquire into the nature of solution.

A solution is a fluid produced by the union of a fluid* with a solid, a second fluid, or a gas—the union being so complete that the forces of cohesion and gravity do not cause separation, otherwise a mixture, and not a solution, has been obtained. The union must not be so intimate and powerful as to change the sensible qualities or combining powers of the solvent or dissolved body, otherwise a chemical combination, and not a simple solution, has resulted.

* There are a few exceptional cases in which two solids unite to form a solution, *e.g.*, carbolic acid and menthol liquefy when rubbed together; so do camphor and chloral hydrate, &c.

In simple solution the taste, odour, colour, and combining powers remain the same, but in chemical combination they are generally quite changed.

In simple solution, if one, and only one of the materials used is volatile before the union, it continues to be so after the union, and may be separated by evaporation, leaving the other possessed of the same or nearly the same properties as before. Zinc will dissolve in diluted sulphuric acid, but the acid cannot be separated again by evaporation, because it has entered into chemical combination; but sulphate of zinc will dissolve in water, and the water may be separated again by evaporation, because the union has been only that of simple solution. And to illustrate the difference between solution and mixture, or suspension of a material in a liquid, the solution of sulphate of zinc may be set at rest for any length of time without subsidence taking place. Though the sulphate is heavier than the water, the bottom of the solution never becomes stronger by settling;* had it been a mechanical mixture, such as might be made of hydrated oxide of zinc and water, a gradual subsidence would have taken place.

It is difficult to come to a satisfactory definition of solution, because of there being many exceptions to the sundry general rules which form our best guide to its comprehension; enough, however, has been said to give a tolerably correct idea of the matter.

I will first draw your attention to the solution of solids in liquids, and more particularly in water, for when we speak of a body being soluble or insoluble, the statement, if not otherwise indicated, has reference to water as a solvent. Its solvent powers are more extensive than those of any other fluid known. There are scarcely any chemical compounds, except alloys,

* In dense solutions which have been standing at rest in closed vessels for a considerable time, there will sometimes be observed a stratum of lighter liquid on the top, not resulting from any subsidence, but from the solvent having vaporized and recondensed upon the upper part of the vessel, and then run down again, and is found floating upon the heavier liquor. This is most frequently seen when a solution has been bottled while warm.

which we have not reason to believe are to some extent soluble in water, but the degree of solubility is extremely various. We may take a few examples as illustrating this point.

Chloride of silver is soluble in 2,000,000 times its weight of water, but not in 1,000,000.

Sulphate of baryta is soluble in 800,000 times its weight of water, but not in 400,000.

Oxalate of lime requires about 500,000 parts of water.

Magnesia is soluble in 55,000 parts of water.

And sulphide of copper in 950,000 parts.

Looking to the other extreme, we find crystallized chloride of calcium is soluble in one-fourth its weight of water, and fused chloride of zinc in one-third of its weight of water.

So far I have spoken of the comparative solubility of various substances in one solvent, viz., water.

It is also interesting and instructive to compare the solubility of a substance in various solvents.

One part of camphor is soluble in—

1000 of water.

150 of water with magnesia.

1 of alcohol sp. gr. 815.

$\frac{1}{3}$ of chloroform.

For experiment, I take a 4-ounce wide-mouthed bottle containing ʒiij. camphor shavings, into which I pour fl. ʒj. chloroform, which dissolves the great bulk of the camphor almost instantly.

Exp.—Gr. xx. each of camphor and calcined magnesia rubbed together, with ʒiij. of water, and filtered; the product is a concentrated camphor mixture without spirit, but containing magnesia.

Phosphorus is said to be insoluble in water, but is more or less soluble in various other solvents. *E.g.,*

One part of phosphorus dissolves in—

320 of alcohol.

20 of ether.

$\frac{1}{8}$ to $\frac{1}{20}$ of bisulphide of carbon.

Showing that there is as great a diversity in the behaviour of a substance with sundry solvents, as there is in the behaviour of one solvent with sundry substances.

It is a general if not a universal rule, that heavy solids, when dissolved in water, add to both its density and bulk, the density of the solution being usually a safe guide to the percentage of the solid in solution. An illustration of this rule is found in Dalton's table of the density of solutions of caustic soda.

DENSITY OF SOLUTIONS OF SODA.*

Aqueous Sol. Sp. Gr.	Contains per cent. NaO.	Boils at
2.00	77.8	Red heat.
1.85	63.6	315.56 C.
1.72	53.8	204.44 C.
1.63	46.6	148.89 C.
* 1.56	41.2	137.78 C.
1.50	36.8	129.44 C.

The addition of 0.1 sp. gr. indicating about 7 per cent. of NaO, the proportion being pretty constant throughout the table.

The table of density of acetic acid illustrates the exceptional cases.

ACETIC ACID.†

Sp. Gr.	Per cent. of $C_4H_4O_4$ Glacial or Mono- hydrate of $C_4H_3O_3$.	Sp. Gr.	Per cent. of $C_4H_4O_4$ Glacial or Mono- hydrate of $C_4H_3O_3$.
1.001	1		
1.002	2	1.0732	{ 77
1.004	3		{ 78
1.010	7	1.0735	{ 79
1.015	10		{ 80
1.020	14	1.0732	81
1.025	18		{ 82
1.029	21	1.0730	{ to
1.040	30		{ 90
1.050	39	1.0700	95
1.060	50	1.0680	97
1.070	68	1.0655	99
1.0730	76	1.0635	100

There are two popular errors which I should wish to caution you against, which may be refuted by an examination of these

* Storer's "Dictionary of Solubilities," p. 454.

† Mohr, in Storer, p. 2.

and other tables of a similar nature, which you will find in your handbooks, more especially in Storer's "Dictionary of Solubilities." *

I have heard it repeatedly stated that, if the density of a solution is expressed in relation to water as 1000, 1000 being subtracted from the density, the subtrahend expresses in grains the quantity of the solid in a fluid ounce. Now, if we calculate from the solution of soda, sp. gr. 1.50 (saturated at ordinary temp.), according to the rule given $1500 - 1000 = 500$ grains of soda in a fluid ounce. A fluid ounce of this density would weigh 656 grains, which, at 36.8 per cent., gives only 245 grains in a fluid ounce—the popular rule indicating in this instance double the true quantity. To make another calculation from the table of density of acetic acid—

$1050 - 1000 = 50$ grains in a fluid ounce; but a fluid ounce of this density will weigh 458 grains, and at 39 per cent., as indicated on the table, will contain 178 grains of acetic acid. Thus the rule indicates more than twice the true quantity of soda, and less than a third of the true quantity of acetic acid. From an inspection of this table you will also observe that the addition of glacial acetic acid to water increases its density; and even when the acid thus obtained has the same density as the glacial acid itself, which is the case when the proportion of real acid is about 65 per cent., a further addition increases its density. So that it is possible to mix together two samples of acetic acid, both sp. gr. 1063, and the result will be an acid of sp. gr. 1073. But a further addition of the stronger acid reduces the density again, and an addition of water would have had the same effect.

The other fallacy is, that an anhydrous salt when dissolved in water does not add to the bulk of the water, and that hydrated salts only add to its bulk as much as the bulk of the water they contain. To show the error of this statement, we will make a calculation from the table of densities of solutions of common salt.

* A most valuable work, which the real student will find full of interest.

CHLORIDE OF SODIUM SOLUTIONS.*

Sp. Gr.	Per cent. of Sol.	Sp. Gr.	Per cent. of Sol.
100.725	1	111.146	15
101.450	2	115.107	20
102.899	4	119.228	25
105.851	8	120.433	26.395 (Sat.)
107.335	10		

If we add 1 part of salt to 99 of water, it will yield a 1 per cent. solution, the density of which, according to the table, is 100.725; but if it had added nothing to the bulk of the water, its density would have been 101.010, as will be seen from the following calculation; the solution under these circumstances would, of course, measure 99 and weigh 100, its density being as $99 : 100 :: 100 : 101.010$. A similar calculation would give the density of a 20 per cent. solution as 125.000 instead of that obtained by experiment, 115.107. It is therefore evident that, whether we add 1 per cent. or 20 per cent. of salt to water, the bulk of the water is increased by the addition.

No satisfactory theory has been propounded by which to explain why one salt should be soluble, and another almost insoluble, in the same fluid. Silver, tin, zinc, and lead are very similar substances, and we cannot say why their chlorides should include the extremes of solubility and insolubility in water.

But in some other cases we can trace what may be a rule in embryo, namely, the much more general solubility that exists between solids and liquids of a similar nature or constitution than that which exists between bodies of different natures. The solubility of oils, resins, fats, &c., in other oils, spirit, ether, &c., and their general insolubility in water, contrast with the generally sparing solubility of metallic salts in oils, ether, &c., and their generally free solubility in water. There are also some groups of substances having more or less analogy among themselves, which keep that analogy in their relationships to solvents. Thus the essential oils, having a general and physical analogy, much resemble one another in their degree of

* Gerlach, in Storer's "Dictionary."

solubility in water and other solvents; and the alkaloids agree in being sparingly soluble in water, usually more soluble in spirit, and so on.

In the preceding cases we have spoken of solubility at ordinary temperatures, and we have next to consider the influence of change of temperature upon solution.

The general effect of a rise in the temperature is an increase in the solubility of solid substances, and a diminution in the solubility of gases. But there are sundry exceptions to the first section of this rule. Common salt is just about as soluble at the freezing point as at summer heat, though at the boiling point its solubility is slightly increased. Sulphate of soda increases in solubility rapidly from the freezing point up to 92° Fahr. (33° C.), about the temperature of the body, at which heat water will dissolve about five times its weight of the crystallized sulphate of soda,* but the solubility decreases again as the temperature rises, till at 178° Fahr. (81° C.), when water will take up only about double its weight of the crystals; above which temperature the solubility again increases up to the boiling point—the weight soluble at this temperature being about $2\frac{1}{2}$ times the weight of the water.

Hydrate of lime and sulphate of lime are also much less soluble in hot water than in cold, so much so that a saturated lime water will be reduced to half the strength on being heated to the boiling point without contact with air, the lime being deposited as hydrate.

Exp.—Lime water boiled in a flask deposits a crust on the inside and on the surface of the liquid, the crust on the flask being crystalline, and much more visible when the water is poured out and the flask allowed to dry. This deposit will be hydrate of lime, and will dissolve in hydrochloric acid without effervescence if the lime water was free from carbonate; but as carbonate of lime is soluble to a small extent in lime water, it will generally be found that the deposit contains some carbonate.

* 7 dry + 9 water = 16 xtl. salt.

Leaving the question of temperature, I will next direct your attention to the effect which the presence of one substance has upon the solubility of another. In cases where the solubility is increased, it is generally supposed that some chemical change takes place; but there are many instances in which that can scarcely be admitted. The well-known instance of corrosive sublimate being more soluble in the presence of alkaline chlorides is explained by the fact that double chlorides of mercury and sodium, &c., are formed, which are more soluble than the simple mercuric salt. But the equally familiar example of the increased solubility of iodine in the presence of alkaline iodides cannot be accounted for in the same way; the iodine has every appearance of being dissolved, but not combined. It retains its dark colour and peculiar odour, and will volatilize and collect upon the upper part of the tube in its original condition. As a further experiment, we pour a solution of perchloride of mercury into a solution of iodide of potassium, and observe that the red iodide of mercury, which precipitates on the first contact of the liquors, dissolves into a nearly colourless liquid as it subsides through the solution of iodide of potassium. As soon as the latter becomes saturated with the former salt, we take a sample of the solution, and on evaporating obtain a pale yellow double iodide, showing that a chemical combination, as well as solution, had taken place. But taking a further portion of the red iodide, we find it soluble in hot saturated solution of chloride of sodium, yielding a solution with no more red colour than the former, but from which it is again deposited in the form of brilliant red crystals as the solution cools; thus the chloride of sodium appears to increase its solubility in hot water without forming a permanent compound.

There are many cases in which the increased solubility of one substance, imparted by the presence of another, is made practically useful in pharmacy, some of which will be noticed in future lectures. I will now only allude to one class of cases—that is, the production of freezing mixtures, where

the production of cold, dependent upon the rapid solution of a large quantity of solid matter, is frequently attained by agitating with water a mixture of salts which are freely soluble, and which increase the solubility of one another. I shall have another word or two to say upon this matter presently in connection with the effects of solution. Returning to the subject in hand, the influence of one substance upon the solubility of another, I must briefly illustrate the reverse action to that which we have just noticed, namely, the *decreased* solubility of some salts in the presence of others.

Two or three of the most striking illustrations I can quote have occurred to me unexpectedly in my own operations.

Ordinary salt of tartar, though a very deliquescent salt, is almost insoluble in strong solution of ammonia, falling to the bottom like sand, gradually becoming moist, and after long contact forming a dense solution at the bottom, which does not mix with the lighter liquor of ammonia.

Exp. 1. — Put ℥jss. liq. am. .880 and ℥ss. salt of tartar into a 2-ounce phial, and agitate.

Exp. 2. — Put equal parts of saturated sol. carb. potash and liq. ammonia .880 into a phial, and agitate.

The dense solution containing a large quantity of potash and very little ammonia, the light solution containing the reverse, very little potash, and a large percentage of ammonia.

Ordinary pearlash, consisting of carbonate and sulphate of potash with small proportions of other salts, if mixed with its own weight of water and filtered, affords a solution of carbonate of potash almost pure, the sulphate being insoluble in a saturated solution of the carbonate.

Exp. 1. — ℥j. pearlash, ℥ss. water ; rub together in a mortar and filter off a portion of the solution ; add excess of HCl, and then water and BaCl ; a very small precipitate takes place.

Exp. 2. — To the undissolved portion of pearlash of the last experiment add ℥iv. or ℥v. of water ; filter off a portion ; add excess of HCl, and then BaCl gives a large precipitate.

So decided is the action of the carbonate in this respect, that when saturated solutions of the two salts are mixed together, sulphate is precipitated.

Exp. 1.—Add 3j. saturated solution of carb. potash to 3j. sat. sol. sulphate potash, and stir together; a crystalline precipitate soon deposits, consisting of KSO_4 .

Exp. 2.—Sulphate of copper thrown into strongest liq. ammon. gives a pale blue tint, very little of the copper being dissolved; add more water, and deep blue is produced.

Exp. 3.—To strong liq. ammon. add a little saturated solution of cupric ammonia sulphate, and a blue precipitate is formed, the supernatant liquor being pale blue.

These observations led me, through a long series of experiments, to various interesting results, which, however, are not important to our present subject. Some of them are recorded in the *Chemical News* of January, 1864.

The rapidity of solution does not depend entirely upon the degree of solubility, some substances being very soluble, but slowly soluble; others dissolving more rapidly, but to a smaller extent.

Persulphate of iron may be taken as an illustration of a very soluble and deliquescent salt, which, when once reduced to dryness, is only slowly redissolved.

Exp.—To a test tube half full of water add a few grains of dry persulphate of iron, and agitate; a white milky liquid results, which very slowly changes to clear yellow brown (in the course of a few hours), but which rapidly undergoes the same change on being heated to boiling point.

Arsenious acid is another well-known example. If a few grains of it are shaken up in an ounce of water and filtered off, the water remains almost uncontaminated with arsenic, though the ounce of water is capable of dissolving about 10 grains of the acid.

Whereas bitartrate of potash, which is only soluble to the extent of about $2\frac{1}{2}$ grains in the ounce of water, dissolves so much more rapidly when treated in the same manner, that

the water immediately becomes acid from the salt dissolved, and soon takes up nearly all it is capable of dissolving.

Exp.—Into a 2-ounce phial put ℥j. aq. and 10 gr. of arsenious acid; shake, and filter off. The filtrate tested with cupric ammonia sulphate scarcely produces any precipitate. For comparison, have ℥j. aq. containing $\frac{1}{100}$ gr. arsenious acid, to which add some of the test.

Also—Into a 2-ounce phial put ℥j. of water and 10 gr. of cream of tartar; shake, filter, and test with diacetate of lead, which produces an abundant precipitate.

When it is required to produce a saturated solution of any material, it is important to keep in mind the degree of rapidity with which it is dissolved, and that the speed of solution decreases very much as the point of saturation is approached.

If 100 parts of water will dissolve 100 parts of a given salt, the first 50 parts will be taken up much more rapidly than the second; and if the salt has just been thrown into the water and allowed to subside, the water at the bottom of the vessel soon becomes saturated, and consequently heavy; the supernatant water will float above for a long time, getting slowly impregnated with the salt. On the other hand, if the salt be supported near the top of the water in such a manner as to allow the water to circulate freely about it, that portion in contact with the salt becomes heavy and sinks, while its place is taken by a fresh portion of water, thus establishing currents, rapid at first, gradually becoming slower, and ultimately ceasing when the salt is entirely dissolved or the water quite saturated.

This kind of automatic stirring is constantly made use of in pharmaceutical operations and manufacturing processes; and wherever it can be made available, of course it saves the work of the operator.

Exp.—Two test glasses full of water. Put into one half a drachm of permanganate of potash, which falls to the bottom; into the other suspend a similar quantity of the salt contained in a muslin bag; the stream of dark solution will be seen

falling from the bag, the contents of this glass becoming highly coloured before the contents of the other glass.

When it is desired to estimate the solubility of a salt by the evaporation of a perfectly saturated solution, more careful operation is necessary. In most cases it is sufficient if an excess of the salt be reduced to fine powder, triturated with the water for a quarter of an hour, and the excess separated by filtration; but in the case of arsenious acid, or other substances which dissolve very slowly, several days may be required. Another mode is to employ heat, so as to dissolve more than the water can retain, and subsequently to separate by filtration that which has deposited on cooling; but even in this case it is necessary to use a long-continued trituration to insure the separation of the excess, for many solutions formed with the aid of heat will continue to deposit crystals for a long time after they are cold. Solutions in this condition are known as supersaturated solutions. The phenomena of supersaturation have been made the subject of many interesting papers, more especially by Mr. C. Tomlinson. The well-known case of sulphate of soda gives us a familiar and useful illustration. I have already pointed out its great solubility at 92° Fahr. (33° C.); and it is well known that a solution saturated at this temperature will, under certain conditions, retain the whole of the salt in solution after it is cold, but the contact of a suitable nucleus suffices to change the solution into a mass of crystals.

Exp.— \mathfrak{Z} vj. sulphate of soda in \mathfrak{Z} ij. of water, heated to 100° Fahr. till dissolved, filtered into a phial which has been washed with liq. potassæ, and then with distilled water; the phial being corked while the solution is hot, and then set at rest to cool, the solution does not crystallize till supplied with a nucleus.

I should scarcely leave this subject without noticing the crystallization of glycerine. We are so familiar with glycerine in its fluid state, and so rarely see it crystallized, that we are apt to forget that the commercial article is a super-

saturated solution of a crystalline solid. It is very difficult to induce the crystallization without a crystal of glycerine to act as a nucleus, rough substances, which usually act satisfactorily as nuclei, being inactive in this case except at very low temperatures and aided by agitation. The same remarks apply with almost equal force to a dense syrupy phosphoric acid.

Mr. Tomlinson's theory is, that the activity of the nucleus depends upon there being a greater adhesion between the nucleus and the salt than between the nucleus and the water, a point which is scarcely yet satisfactorily settled, but upon which it is unnecessary for me to enlarge at present.

LECTURE IV.

SOLUTION—*CONTINUED*.

Solution of Liquids—Difference between Solution and Mixture of Liquids—Solubility of Gases in Water—Woulf's Bottles—Effects of Pressure on Solubility of Gases—Effects of Temperature—Solution causes Changes in Temperature—Solution of Hydrated and Anhydrous Salts—Change in Temperature on Solution of Liquids and Gases.

THE phenomena of solubility among liquids are generally of a simple character, so far as they are at present known.

There are some liquids, such as alcohol, which will mix with water in all proportions ; others which are soluble in water to a notable extent, but not in all proportions, such as ether ; and a third class, such as oils, which when mixed with water almost entirely separate. The first class is frequently regarded as a case of simple mixtures, the term solution being applied only to those cases where there is a limit to the quantity of one liquid which another will take up, but this can scarcely be regarded as a philosophical restriction of the term. One of the distinctions between mixtures and solutions is, that gravity has the power of separating mixtures of fluids of different densities, but not solutions. We may add water to water, and regard it as a mixture of two portions of water, seeing that there is no appearance of the ordinary operations of the law of gravity being interfered with ; but when water is added to alcohol, and gravity ceases to have the power of drawing the heavier liquid to the bottom of the vessel, we must acknowledge that there is something more than a mere mixture, and we appropriately say that the two liquids are intersoluble in

all proportions. We have many examples of those various degrees of solubility among liquids in the daily operations of pharmacy—the dilution of alcohol and the fluid acids being of the first class; the preparation of spirit of chloroform and of mustard liniment being of the second—chloroform being very soluble in rectified spirit, yet not soluble in all proportions, and the castor oil contained in mustard liniment being soluble in all proportions in absolute alcohol, soluble to a considerable extent in rectified spirit, and to a smaller extent in weaker spirit. Bodies in the fluid state are most favourably circumstanced for exerting their affinities for one another, consequently solutions are generally instantly produced when soluble liquids are mixed together.

Heat in many cases increases the solubility of one liquid in another, as in the case of castor oil and rectified spirit, or chloroform and spirit; for it must be observed that though chloroform is very soluble in rectified spirit, spirit is not very soluble in chloroform; 5 per cent. of spirit will not dissolve in cold chloroform, though it dissolves a little below its boiling point, and separates again to some extent on cooling; 50 measures of castor oil mixed with 50 measures of rectified spirit do not form a complete solution at 60° Fahr. (= 15.5° C.), but with a slight elevation of temperature they combine perfectly, and on cooling separate again into 12 parts of spirit containing very little oil, and 88 parts of a heavier solution in which the oil preponderates.

In observations of this kind, however, it must be noted that rectified spirit is a solution of alcohol and water, and a little variation in the percentage of water it contains has a most important influence upon the results obtained, both by influencing the combining power of the spirit, and from the liability of either the alcohol or water to be precipitated by the superior affinity of the other for the substance added.

The aromatic distilled waters are examples of the third class of fluid solutions, the water being capable of taking up only a small percentage of the oil.

The solubility of essential oils in water appears to be increased by distilling the two together, but it is not unlikely that there is some difference in the quality or composition of the oil dissolved by distillation from the material yielding it, and that dissolved by agitating with water the oil which had been obtained by a previous distillation. The odour of the waters obtained by agitating the oils of cinnamon, rose, or orange flower with distilled water, is not the same as that of the water obtained by the usual process of distillation.

A few drops of oil of peppermint agitated with an ounce of water, and strained through tow to remove the larger globules of undissolved oil, leave a milky-looking water which becomes bright on the application of heat, showing the increased solubility of the oil in water at the higher temperature—a circumstance which it is well to bear in mind when we have occasion to extemporize an aromatic water.

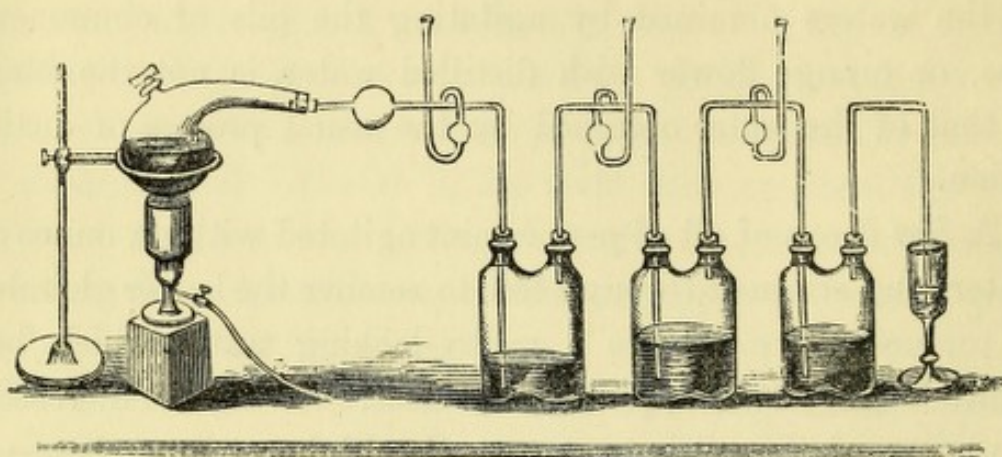
The solubility of gases in water is no less various than that of solids and liquids, and our pharmacopœial preparations afford us many examples—most notably the solutions of ammonia, nitric and hydrochloric acids.

The most condensable gases are usually the most soluble. The processes of dissolving gases are almost the reverse of those used in dissolving solids; the solvent is kept as cool as possible, and the gas is passed to the bottom of it, the supply of gas being regulated according to its solubility. The gas passing up in round bubbles exposes but a small surface to the action of the water, and from its rapid ascent it is exposed only for a very short time. Consequently, unless the solubility is extremely great, the bulk of the gas will escape unabsorbed, and to avoid this loss it is usual to employ a series of bottles arranged in such a manner that the gas which escapes absorption in the first bottle will pass in succession through the others. The gas in the first bottle is thus also subjected to a little increased pressure, which materially augments its solubility.

The following figure (Fig. 6) indicates the nature of the apparatus.

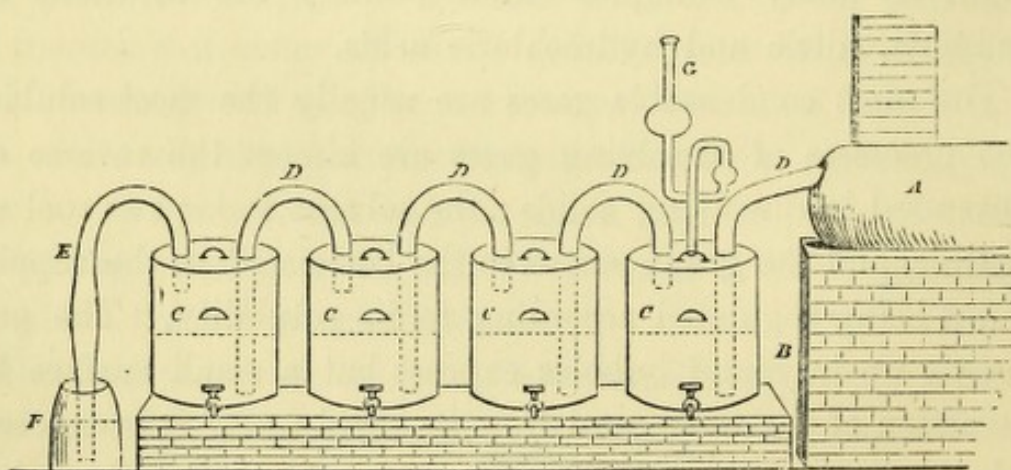
The tubes conducting the gas from the retort to the bottles, and from one bottle to the next, have attached to them bent

Fig. 6.



safety tubes, into which a little liquid is poured so as to half fill the bulb. . If a sudden evolution of gas takes place in the

Fig. 7.



A, Iron retort ; B, Furnace ; C C, Stoneware condensers ; D D, Stoneware connecting pipes ; E F, Waste pipe and receiver ; G, Safety tube.

retort, the pressure forces this liquid up into the cup of the funnel and allows a little gas to escape, thus saving the apparatus from any chance of bursting. If, on the other hand, rapid condensation should take place from cooling of the vessels, the liquor is drawn into the bulb, and air-bubbles

up through it, obviating the risk of the liquors being drawn back from one bottle into another, or from the bottles into the retort. In the manufacture of liquor of ammonia, large stoneware jars are used, and stoneware connecting pipes, as represented in Fig. 7.

There is another expedient in use in large manufacturing operations by which to secure the complete absorption of gases. It is known as a coke column, and is more particularly useful in absorbing hydrochloric acid when mixed with air and the products of combustion from alkali furnaces, &c. It consists of a large vertical flue filled with lumps of coke, down which water is constantly trickling. The coke being saturated with water, presents to the gases an immense surface of a highly absorptive character; the gases pass in at the bottom, and as they ascend are at every step brought in contact with water less and less impregnated with acid, till they escape from the top with scarcely a trace of acid unabsorbed. This process is called scrubbing, and the coke column is called a scrubber.

Passing a soluble gas through water at a given temperature and pressure, a definite strength of solution will be ultimately obtained; but if another gas be then passed through at the same pressure and temperature, part of the gas first absorbed will be given out again; and if a mixture of gases be passed through the water, it does not become so completely saturated with either of them as when one only is present. This is a fact to be kept in mind in preparing solution of sulphurous acid. The pharmacopœial formula yields both sulphurous and carbonic acid gases; the latter gas interferes with the complete saturation of the water; a stronger solution is more readily obtained by evolving pure sulphurous acid from sulphuric acid and copper, or any of the other well-known methods.

Practically speaking, a gas subjected to double pressure is reduced to half its original volume. This is not absolutely true of all gases and of all pressures, but for practical purposes the bulk of a gas may be said to be in inverse proportion to

the pressure. Another rule regarding the solution of gases by water is, that at a given temperature the volume of gas which water is capable of dissolving remains the same, to whatever pressure it may be subjected.

For example, 100 cubic inches of water at ordinary atmospheric temperature and pressure will dissolve 100 cubic inches of carbonic acid, weighing 47.3 grs., but under a pressure of two atmospheres, 47 grs. of carbonic acid only measure 50 cubic inches; or, in other words, it will require 94 grs. of carbonic acid to measure 100 cubic inches; and, according to the rule just given, it will require 94 grs. to saturate 100 cubic inches of water under a pressure of two atmospheres. But under greatly increased pressures this rule ceases to be strictly applicable; thus it is said by Courbe, that under a pressure of seven atmospheres only 500 cubic inches are dissolved; and it is well known, that when the pressure is increased till the carbonic acid liquefies, the fluid acid is not dissolved freely by the water. It is said, indeed, that under these circumstances the acid is only "slightly soluble in water;" but the difficulty of experimenting with fluids under these very high pressures probably prevents our information being reliably accurate upon this subject.

As a rise in temperature promotes the solution of solids, so a fall in temperature increases the solubility of gases. Under ordinary *atmospheric pressure*, water will dissolve its own volume of carbonic acid at 15° C. (= 59° Fahr.), but at 0° C. 100 cubic inches will dissolve 179 cubic inches of carbonic acid,* provided the water remains liquid; but if it freezes, the whole of the acid is expelled.

Bunsen's statement is perhaps not absolutely true regarding the total expulsion of carbonic acid, for the water obtained from melting ice renders solution of subacetate of lead turbid from the presence of carbonic acid, though not to a much greater degree than recently boiled distilled water, as we may observe by an experiment.

* Bunsen, in "Dic. Sol."

Exp.—Ice water becomes milky on the addition of subacetate of lead; * good recently distilled water less so. The same water boiled a minute gives a very slight haziness, and a sample boiled a quarter of an hour gives none.

Under the same pressure, water will dissolve 727 times its volume of ammonia at 15°C. , or 1049 times its volume at 0°C. †

Carbonic acid dissolves more freely in alcohol than in water; ammonia dissolves less freely in alcohol than in water; gases, like solids and liquids, have their peculiar solvents, as well as particular conditions, which facilitate their solution.

We may also note, in passing, that the experiment previously quoted, in which carbonate of potash was found to be sparingly soluble in solution of ammonia, also showed that ammonia was less soluble in water which held in solution a large proportion of carbonate of potash, and now we add fused potash to strong liquor of ammonia (as the former is dissolved the ammonia is expelled), which is a convenient way of obtaining ammoniacal gas for experimental purposes. To illustrate another point or two, we pass the ammonia as it is evolved through two U tubes, the first being dry, and the second charged with small fragments of wet pumice stone. You will observe that the dry tube is not heated by the passage of the ammonia, but the first limb of the next tube becomes warm from the rapid liquefaction of the gas. The second limb of the second tube is not heated at all, and no ammonia escapes from the open end, showing how thoroughly efficient a “wet scrubber” is as a means of absorbing a gas, the whole of the ammonia being absorbed by the first three inches of wet pumice.

A notable effect of solution is change of temperature. Solids in dissolving generally lower the temperature, the heat which disappears being consumed in their conversion from

* Lime water is not a sufficiently delicate test for carbonic acid to be used for this experiment, carbonate of lime being more soluble in the presence of the hydrate.

† Bunsen, in “Dic. Sol.”

the solid to the liquid state. Gases, on the other hand, as we have just seen, when they become dissolved, part with the heat which was essential to their gaseous condition, and the resulting solution is warmer than the mean temperature of the gas and water before the solution took place. As a further experiment, which you may at any moment try for yourselves, a wet bulb thermometer placed in the neck of an ammonia bottle indicates a rise in temperature, from the ammonia condensing in the moisture which surrounds the bulb, and giving out its latent heat.

The solution of gases we have just noticed is promoted by reduction of temperature, and it will be readily seen that a larger quantity of heat being essential to a body in the gaseous than in the liquid condition, these two phenomena—the increased solubility at low temperatures, and evolution of heat on the rapid solution of a gas—become readily explicable; the molecular motion, which constitutes gaseous elasticity and mobility, taking the form of sensible heat when the extreme elasticity and mobility, which are characteristic of a gas, become changed for the much smaller degree of these properties which belongs to liquids.

Solids, on the other hand, having less molecular motion than liquids, the conversion of the former into the latter necessarily requires the conversion of the motion of heat into the motion of fluidity.

The subject, however, is not quite so simple as it thus appears; the exceptional cases (where a salt is less soluble at a high temperature than at one somewhat lower, and where a salt in the act of solution evolves heat) require more careful examination before this theory can be accepted as universally applicable. In many of the exceptional cases the disturbing element is not difficult to discover. For example, anhydrous salts, when thrown into water, will commonly dissolve with the evolution of heat; while the same salt, if first combined with water of crystallization, would have dissolved with the production of cold. The solution produced by the action of

water on an anhydrous salt must not be looked upon as a solution of the anhydrous salt, but of the crystalline hydrate, the heat evolved by the chemical union of the anhydrous salt with the water of crystallization being, in some cases, of greater amount than the heat absorbed by the conversion of the crystallized salt into a solution.

This is a fact which must be remembered in the production of freezing mixtures; salts will produce a greater degree of cold if used in the form of crystalline hydrates than the same salts in an anhydrous condition. For example—

			Temperature falls from
Snow*	4 pts.	}	+ 32° to - 40° = 72° Fahr.
Dry chlor. cal.	5 „		
Snow	2 „	}	+ 32° to - 50° = 82° Fahr.
Cryst. chlor. cal.	3 „		

If we mix one equivalent (80 parts) of anhydrous sulphate of copper with five equivalents (45 parts) of water, the heat produced is sufficient to cause the ebullition of the water, the pale grey colour of the anhydrous salt being changed to the well-known blue of the crystalline hydrate.

Exp. 1.—℥iv. anhydrous sulphate of copper thrown into a test-glass containing fl. ℥iij. of water.

But if we take one part of the crystallized salt and mix it with two and a half times its weight of water (the quantity requisite for its solution), a reduction of a few degrees in temperature will take place.

Exp. 2.—℥j. fine powdered sulphate of copper; fl. ℥ijss. water, mixed in a test-glass with thermometer.

These same phenomena may be observed with many salts, but I have selected sulphate of copper for the illustration, as it affords us additional evidence that the solution of a salt which crystallizes in combination with water is to be looked upon as a solution of the *hydrate*, and not of the anhydrous salt, the blue colour of the solution corresponding with the blue hydrate, and being unlike the calcined sulphate, thus supply-

* Gray's "Supplement to the Pharmacopœia," by Redwood.

ing a kind of evidence we cannot obtain with colourless salts. Had the experiment been performed with sulphate of soda, the phenomena would have been similar, with the exception that, being a colourless salt, we should have lost the benefit of the colour indication, and should have had to depend solely upon the difference of force with which the salt holds the two portions of water for evidence that the solution is a solution of the crystalline hydrate, the water of solution evaporating with almost the facility of pure water (excepting concentrated solutions, especially of deliquescent bodies), leaving the salt in combination with water of crystallization, which requires a higher temperature for its separation.

The temperature resulting from the dissolving of the anhydrous salt is probably determined by the relation between the affinity of the salt for the water of hydration and its affinity for the water of solution, and the proportion in weight which the salt bears to these two portions of water.

As a further experiment, we take three portions of sulphate of soda, the first with its ordinary water of crystallization weighing 2 oz., the second dried at 212° till it has lost half its original weight (*i.e.*, now weighing 1 oz.), but still retaining one equivalent of water, and the third rendered anhydrous by a heat near redness, and adding each to as much water as is required for solution; note the change in temperature. To commence with, they all stand at 57° Fahr. before mixing, but on the addition of the salts, the first falls to 47° Fahr., the second rises to 67° Fahr., and the third to 71° Fahr.

In the solution of liquids there is a rise in temperature if condensation takes place; such, for example, as the solution of alcohol or of oil of vitriol in water, the density of the solution being greater than the mean of the densities of the liquids before union.

If you examine a table of the percentage of monohydrated

sulphuric acid in acids of various densities,* you will find evidence of the condensation which takes place on mixing the strong acid with water; thus—

100 vols. of acid will weigh 184; to this add half its weight of water, *i.e.*, 92 parts, and the volume of the mixture, if no contraction took place, would be 192, and its weight ($184 + 92 =$) 276, and we should find as its bulk (192) is to its weight (276), so is 100 to its sp. gr. 142; but by reference to the table we find the actual density of an acid of this strength (66 per cent. of H_2SO_4) is 1.55. Or, to reverse the calculation, the sp. gr. of an acid of this percentage being 1.55, this number is to 100 as the weight of the mixture (276) is to its volume, in which way we find its volume to be 178, instead of 192. It has thus contracted rather more than 7 per cent. of its volume.

For experiment, we mix fl. ℥j. of water with fl. ℥ij. of oil of vitriol in a small flask, and put a test-tube with ℥j. of water into the mixture; the water shortly begins to boil.

Solutions of gases do not appear to obey a general rule as regards their density.

1. Solution of sulphurous acid is heavier than water, the liquid acid also being heavier.

2. Solution of ammonia is lighter than water, the anhydrous liquid ammonia being also lighter.

3. Solution of carbonic acid is heavier than water, though the liquid acid is lighter.

* DENSITY OF SULPHURIC ACID OF DIFFERENT STRENGTHS.

Sp. Gr.	Per cent. of H_2SO_4 .	Sp. Gr.	Per cent. of H_2SO_4 .
1.8485	= 100	1.4860	= 60
1.8430	= 96.8	1.3884	= 50
1.8290	= 93	1.2999	= 40
1.8155	= 90	1.2184	= 30
1.7120	= 80	1.1410	= 20
1.5975	= 70	1.0682	= 10
1.5503	= 66	1.0074	= 1

More complete tables will be found in Attfield's "Chemistry," Gmelin's "Handbook," Storer's "Dictionary of Solubilities," &c.

QUESTIONS FOR EXAMINATION ON SOLUTION.

What is solution ?

What is the difference between dissolving zinc in diluted sulphuric acid, and dissolving oxide or sulphate of zinc in the same ?

Name some of the salts most soluble and least soluble in water.

What effect has the presence of one salt upon the solubility of another ?

Give examples.

What other circumstances have a great influence upon solubility ?

When a substance is said to be very soluble, in what liquid do we understand that it will dissolve ?

Does its solubility in water indicate its solubility in other liquids ?

Is there any rule by which it can be predicted of a given compound whether it will be found soluble or not ?

What is the general effect upon temperature caused by solution ?

What is meant by a supersaturated solution ?

RECAPITULATION OF TWO LECTURES ON SOLUTION.

Solution is the union of a liquid (the solvent) with another liquid, a solid, or a gas, the combination being so intimate that gravity has not the power of separating the heavier from the lighter material, but not so intimate as to cause change in colour, odour, or taste, unless chemical combination as well as solution takes place. The chlorides of silver and zinc afford us examples of the extremes of solubility and insolubility, though chemically analogous.

The presence of one salt affects the solubility of another, in some cases increasing, in others decreasing it. Heat increases

the solubility of most solids. Cold and pressure increase the solubility of gases. When solubility is spoken of, it is understood to be in relation to water unless otherwise indicated; solubility in water, however, is no guide to the solubility of the same body in other solvents. Bodies having analogous constitutions, and little chemical affinity, are usually most disposed to form simple solutions; but no clear rule has yet been discovered by which to connect a body with its solvents. Simple solution of solids is usually accompanied by a fall in temperature; solution of gases causes a rise in temperature. When a solvent retains more of the soluble matter than it could under the then existing circumstances dissolve, it is said to be supersaturated.

LECTURE V.

CRYSTALLIZATION.

Crystalline and Amorphous Matter—Mother Liquor—Evaporation till Pellicle is formed—Separation of Heteromorphous Salts—Size of Crystals—Water of Crystallization—Nuclei.

WHEN solutions are evaporated, or cooled, so much that the solvent is no longer capable of retaining the whole of the solid matter in solution, the latter is deposited in one of several distinct conditions. It may be that there is a glass-like residue, which is homogeneous and devoid of any characteristic form, as is the case with gum, gelatine, citrate of iron and ammonia, &c. ; or the residue may have a pulverulent condition, as is the case with persulphate of iron (ferric sulphate), in which there are no distinct forms visible, but at the same time, the matter does not take the appearance of glass or jelly ; or, as in a third class, the residue takes peculiar and characteristic geometrical forms.

The two first are spoken of as amorphous conditions, the first being more characteristically so than the second. It is further distinguished as colloid. The peculiar properties of this class will claim our attention at a future time in connection with dialysis. For the present we will confine our attention to the matter which takes the crystalline form, or is deposited as a powder in which traces of crystalline structure are frequently to be detected. The subject of crystallization, taken as a whole, is much too extensive to be fully treated at present, and, in fact, belongs rather to chemistry and chemical physics

than to pharmacy ; but there are several points to which it is desirable to draw your attention.

In most cases, when it is desired to obtain crystals, we avail ourselves of the difference in solubility occasioned by changes of temperature ; a salt which is more soluble at a high temperature, being dissolved to its greatest extent in hot water or other solvent, deposits the excess in the form of crystals on cooling.

SOLUBILITY OF SULPHATE OF COPPER.

100 of Aq. at	CuOSO ₄ 5 Aq.	100 of Aq. at	CuOSO ₄ 5 Aq.
0° C. dissolves	31·6	60° C. dissolves	77·3
10° "	36·9	80° "	118·0
20° "	42·3	100° "	203·3
40° "	56·9		

If we have the salt originally in a solid state, but not crystallized, we may add to hot water as much of the salt as will dissolve, then on allowing it to cool we obtain a crop of crystals. The solution which has deposited them is called the mother liquor. This, on heating, may again be made to dissolve a fresh portion of the salt, which in its turn will be deposited as crystals on the solution again becoming cool. In this way the original salt may be taken up, portion by portion, till the whole is converted into crystals. But cases of this kind, where the sole object is to convert a mass of uncrystallized salt into crystals, are not of very frequent occurrence. It more commonly happens that a salt in process of manufacture is obtained in the form of solution, or is to be separated from some insoluble matter by being dissolved ; and in this case the process preliminary to crystallization is to reduce the quantity of water by evaporation, or boiling down, till the salt begins to separate in the form of a thin shell or pellicle on the surface. It may then be set aside to crystallize, and the mother liquor, which is subsequently drained off, will, on a further evaporation in the same manner, produce a second crop of crystals. In operating with salts which do not vary much in solubility with change of temperature, other methods must be adopted. Sea salt, for example, which is almost as

soluble in cold water as in hot, is obtained in large crystals by the continued evaporation of sea water at ordinary temperatures, or is obtained in small crystals fit for table use by boiling off the water with constant stirring, and raking up the deposited crystals from the bottom of the pan. In these three cases which I have selected to illustrate crystallization in its simplest character, the salt has not been supposed to undergo any change beyond being brought into the crystalline state ; but crystallization is usually had recourse to as a means to some other end. Bodies which are not capable of crystallizing are less confidently regarded as of definite composition, and bodies which are capable of crystallizing lose one important evidence of purity if not obtained in this condition.

Certain groups of salts will crystallize in similar forms ; thus the group of potassium salts, chloride, bromide, iodide, and fluoride, are of the cubic form. The group of alums, common alum, iron alum, chrome alum, whether they be compounds of ammonia or potash, crystallize in octahedra. These are called isomorphous groups, the meaning of the word being “of the same shape,” but, as generally used, it is intended to express a similar chemical constitution, as well as a similar shape of crystal.

ISOMORPHOUS GROUPS.

Magnesium.	Zinc.	Gold.	Chlorine.
Calcium.	Cadmium.	Silver.	Iodine.
Manganese.	Copper.	Sodium.	Bromine.
Iron.	Chromium.	Potassium.	Fluorine.
Nickel.	Aluminium.	Ammonium.	Cyanogen.

If a solution containing salts, some of which are isomorphous and others not so, be made to crystallize, it will be found that the salts having a similar shape will crystallize together ; those having a different shape crystallize separately.

To illustrate this, we will take the following experiment—

Common alum	2 oz.
Sulphate of copper	2 oz.
Iron alum	$\frac{1}{2}$ oz.
Water	8 oz.

Dissolve with heat, set aside in a beaker containing a slip of wood ; as it cools crystals deposit upon the wood, which may be washed with a little cold water and tested. They contain iron and alumina, but not copper.

The mother liquor, evaporated to a small bulk and cooled, deposits crystals of two kinds—sulphate of copper, containing traces of iron and alumina, and crystals of alum, containing abundance of iron, but only traces of copper.

Crystallization thus becomes an important means of separating salts of one group from those belonging to other groups, though it is not nearly so advantageous in separating from one another salts belonging to the same group. Supposing alum to be crystallized from a solution containing sulphate of copper, the crystals may contain a small percentage of the copper, the great bulk of it remaining in the mother liquor ; the crystals being again dissolved and crystallized, the second crop will contain still less of the copper, the second mother liquor having retained the greatest part of what escaped the first—a second crystallization frequently being sufficient to convert a crude commercial salt into one of sufficient purity for medicinal use, and a further repetition of the process will remove every trace of impurity.

The size and regularity in shape of crystals are increased by a very slow deposition ; consequently, when these points are aimed at, the cooling of the solution must be very gradual, or spontaneous evaporation must be had recourse to, and agitation avoided. If, on the other hand, it is desired to have the salt crystallized in a granular or sandy condition, rapid cooling with agitation, or rapid evaporation with ebullition, is most successful.

It is frequently observed that salts crystallize with different proportions of water according to the circumstances attending their crystallization. Thus ordinary carbonate of soda, in the usual course of manufacture, crystallizes with ten equivalents of water ; but if the liquor from which crystals are to be obtained be completely saturated at the boiling point, the salt

is found to contain only eight equivalents of water. Then again, if solution of proto-sulphide of sodium be exposed to the air, carbonic acid is absorbed, and a carbonate of soda crystallizes out, containing six equivalents of water; a carbonate with five equivalents of water is obtained in crystals deposited from the ordinary carbonate fused in its water of crystallization, and a little variation in the temperature and method of operating will yield a fifth hydrate containing only one equivalent of water of crystallization.*

Sulphate of soda usually has ten equivalents of water, but it will also crystallize with eight equivalents, and even without any water at all. Proto-sulphate of iron usually has seven equivalents of water, but crystals may be obtained with four, three, or two equivalents.

Subjoined is a table showing the water of crystallization in several common pharmaceutical salts.

WATER OF CRYSTALLIZATION.

Al_2O_3	$3\cdot\text{SO}_3$	KO, SO_3	$24 \text{ Aq. } \%$	$45\cdot5$
52	120	47 40	216	= 475
CuO	SO_3	5 Aq. %	36	
40	40	45	= 125	
FeO	SO_3	7 Aq. %	45·3	
36	40	63	= 139	
MgO	SO_3	7 Aq. %	51·2	
20	40	63	= 123	
NaO	SO_3	10 Aq. %	59·9	
31	40	90	= 161	
NaO	CO_2	16 Aq. %	62·9	
31	22	90	= 143	

When a solution is sufficiently concentrated to crystallize, it will frequently happen that it is some time before crystal-

* Gmelin, iii. 81.

lization will commence; it may then begin without any evident cause, and go on rapidly to completion, or it may go on very slowly. It will frequently happen in large manufacturing operations that the growth of the crystals will continue for several days, or even several weeks, according to the nature of the salt, the size of the vat, the temperature of the season, &c.

The commencement of crystallization is facilitated by the presence of rough foreign bodies, or particles of crystallized salt at the time when crystallization ought to commence, and the completion of the process is expedited by increasing the surface upon which crystals can be deposited. This is sometimes accomplished by suspending twigs or strings in the solution. Crystallization may sometimes be set going by friction, as in rubbing a stirring-rod upon the side of a beaker of liquor, the crystals depositing in lines which the rod has traced upon the glass.

A crushed salt, or a quantity of salt consisting of small and large crystals, mixed with a small quantity of solvent, will, after a lapse of time, become considerably changed, the small particles gradually disappearing, while the large masses increase in size. This takes place more rapidly with frequent variations in temperature. As the heat increases, the small particles dissolve more in proportion than the large, but as it cools again, the large grow at least as quickly as the small. It is probable that the result is also influenced by other causes, which, however, have not yet been sufficiently investigated. The phenomenon will be sometimes observed in dispensing a mixture containing more of some powdered salt than it is capable of dissolving, the salt, though finely rubbed when the mixture is made, becoming rough and knotted if the mixture is long kept.

LECTURE VI.

PRECIPITATION, Etc.

Crystalline Precipitates—Pulverulent Precipitates—Circumstances modifying Condition—Washing Crystals—Centrifugal Drier—Drying by Evaporation—Water of Decrepitation—Washing of Precipitates, by Decantation, by Filtration—Drying by Pressure and Evaporation.

CRYSTALLIZATION is sometimes produced by the mixture of two solutions of freely soluble salts, where decomposition results with the production of a salt which is not soluble enough to remain in solution, but is yet far removed from absolute insolubility. We have an instance of this kind in the formation of ammonia alum by the addition of solution of sulphate of ammonia to a solution of sulphate of alumina, the alum being deposited in octahedra of a palpable size, because, though much less soluble than the two sulphates of which it consists, it is yet not so insoluble as to be separated instantly as an impalpable powder.

Another illustration is found in the granular sulphate of iron of the Pharmacopœia, which is deposited from a solution of ordinary sulphate of iron on mixture with spirit, the salt being considerably less soluble in a weak spirit than in water. It is, as in the last case, deposited quickly, but not so instantaneously as to fall in the form of impalpable powder.

We may thus, by gradual steps, pass from cases of well-marked crystallization to indistinctly crystalline precipitates, such as carbonate of magnesia, to chloride of silver and other curdy or flocculent precipitates which show no signs of crystallization, but retain some property which causes their

agglomeration, and to sulphate of baryta or chloride of mercury, in which we lose all trace of their being other than amorphous and impalpable powders. But though the minuteness of the particles of which a precipitate is composed will depend in great measure upon its composition, it is quite possible to influence the mechanical condition in which a given chemical may be deposited. The more gradually a precipitate is thrown down, the more crystalline it will generally be found; but even after deposition, long-continued contact with the mother liquor may cause its change to a more granular or crystalline condition, and this generally takes place in a still more marked degree with the application of heat, especially with active ebullition.

When the physical condition of precipitates is in other respects unimportant, the granular state is preferred as facilitating their separation from the mother liquor, and their purification by washing.

The presence of foreign salts, which do not evidently increase the solubility, will sometimes augment the magnitude of the particles. I have obtained carbonate of magnesia, for example, as a heavy precipitate, almost sandy in texture, by adding a little carbonate of soda to a saturated solution of common table salt, which, as usual, contained chloride of magnesium as an impurity.

The washing of crystals, which is sometimes necessary to remove the mother liquor and any impurities it may contain, must be performed with as little water as possible, to avoid loss of the salt; and before commencing, any clumps of crystals should be broken up, and the salt drained in a funnel till no more mother liquor drops out; then small successive portions of cold water poured upon the top, and allowed to drain between each addition, till it is found that the washings come away nearly free from the impurity which they are designed to remove. The appearance of the crystals is injured a little by this treatment, from the water dissolving off the sharp edges; and if it is desired to avoid this, the crystals

may be washed with a cold saturated solution of the salt under treatment. It is not often practicable to use pressure to remove the mother liquor, except in such cases as the crystallization of crude hydrochlorate of morphia or aloin in process of manufacture ; the mother liquors in these instances, being syrupy, are removed from the crystals by pressure in a cloth, the appearance of the semi-crystalline cake so obtained being a matter of no moment, as it is to be redissolved and again crystallized ; but in many manufacturing processes, where the appearance of the product is a matter worthy of consideration, the removal of the mother liquor by means of centrifugal force may be adopted with the greatest advantage. In refining sugar, for example, the crystals of moist sugar are deposited in treacle, a fluid so viscid that subsidence and draining cannot be used for their separation ; and the crystals being exceedingly soluble, washing is out of the question. The semi-fluid mass of treacle and sugar is thrown into an iron drum with perforated sides, which is made to revolve on its axis with great velocity, by which means the treacle flies off on all sides, leaving the sugar only slightly moist. The same mode has recently been adopted for drying Epsom salts, and after this treatment they are said to retain only from $\frac{1}{2}$ per cent. to 1 per cent. of mechanically attached water, a quantity so small as to obviate any necessity for drying by exposure to the air or heat ; the salt thus treated is more glistening in appearance, and quite free from efflorescence. In the case of Epsom salts, these advantages would not be sufficient to determine the use of the centrifugal drier, were it not that economy of time and money is also in its favour. There is no doubt that it might be much more extensively used with advantage in pharmacy, as it is free from the chemical action which is frequently objectionable in the use of heat or exposure to the air, and, in its application to crystalline substances, is both more effectual and less injurious to their appearance than mechanical pressure.

The appliances described as used for drying herbs, &c., in a former lecture, may be used for drying crystallized salts; but the operation is one of considerable nicety, the precise degree of heat, &c., requiring adjustment to suit the properties of each salt; some, which contain much water of crystallization, are apt to undergo aqueous fusion, with a slight elevation of temperature. This is the case with crystallized carbonate of soda; the bicarbonate, on the other hand, is apt to lose part of its carbonic acid. If it is desired to retain the crystalline condition of efflorescent salts, they must be dried at a low temperature, and removed from the drying trays as soon as a sufficient degree of dryness has been reached; but if it is desired to remove their water of crystallization, the temperature, low at first, may be gradually raised, taking care that it never rises so high as to cause fusion. Deliquescent salts should also be dried with a gradually raised heat, to avoid their solution at a high temperature in the water, which was only mechanically adhering at a low one. A large number of salts are called permanent, being neither efflorescent nor deliquescent, and may be dried with less difficulty. A fourth class, such as the chlorides, iodides, and bromides of potassium, &c., have no water of crystallization, but water mechanically confined between the plates of which the crystal consists; the water thus confined does not evaporate; but if a strong heat be applied, the crystals burst open from the steam generated. It is consequently called water of decrepitation; and to obtain the salt free from it, the crystals should be roughly powdered before drying. They will then dry without difficulty, and are not liable to injury by any ordinary heat.

Turning our attention now to the treatment of precipitates, we find the difference in their properties from those of crystallized salts is one rather of degree than of kind. They are in particles of a smaller size; they are all soluble, but to a much smaller extent; they less commonly contain water of crystallization, but frequently water of hydration, and generally much more water mechanically attached; and the

salts contained in the mother liquor from which they have been thrown down will frequently adhere with considerable pertinacity. These facts determine the mode of treatment applicable to them.

Before proceeding to the washing and drying of precipitates, we must briefly note that precipitates will sometimes vary, either in mechanical condition or chemical composition, from very trifling variations in the mode of operating. The results will differ according as the solutions are hot or cold, concentrated or dilute, neutral or otherwise, and even according to which solution is poured into the other.

In illustration of these points, I may quote the precipitation of iodide of lead from its acetate by iodide of potassium, as described in Gmelin's "Handbook of Chemistry."

When strong and cold solutions of iodide of potassium and acetate of lead are mixed, pulverulent iodide of lead is precipitated. If the solutions are hot, or considerably diluted, the iodide is deposited in thin yellow laminar crystals. If the lead solution be poured into the iodide, the lead salt never being in excess, a pure iodide of lead is precipitated. If the iodide be poured into the lead solution, the lead is necessarily in excess at first, and an immediate precipitate of oxyiodide of lead is deposited. If the iodide of potassium solution be slightly acidulated with acetic acid, and dilute solution of acetate of lead added, fine crystals are deposited; but if the acetic acid be present in too large quantities, no crystals are deposited. If acetate of lead be dissolved in acetic acid and added to solution of iodide of potassium, dark-coloured iodide of lead is precipitated, containing excess of iodine.*

I have not been able to verify this last result, and am inclined to think it an error; probably nitrate of lead, with excess of nitric acid, would be the correct reading of the note.

There are two methods of washing in general use—first, by decantation, the precipitate being allowed to subside in the

* Gmelin's "Handbook."

liquor from which it has been thrown down ; water is poured upon it, agitation, subsidence, and decantation being repeated till the washings contain only an unimportant quantity of the impurity. In this process the most important points to be noted are, that the precipitate must be thoroughly agitated with each successive portion of water ; that the more completely subsidence and decantation are effected the sooner the precipitate will be clean ; that a precipitate frequently contracts considerably in bulk as it becomes clean ; that hot water allows subsidence to take place more rapidly ; that it acts as a more powerful solvent of the matter to be washed away ; that it promotes the aggregation of the precipitate ; and, whenever it is admissible, effects the washing more quickly and satisfactorily than cold. The water may be decanted either by simply tilting the vessel, or by the use of a syphon. In the former case, for small operations it is convenient to grease the rim, and use a guiding rod to convey away the liquor, and prevent its running down the side of the vessel. The guiding rod is most suitably of glass, and is to be held in a vertical position against the greased rim, just in advance of the liquor which is about to be decanted. As the liquor is poured out, it will then run down the rod instead of dribbling down the side of the vessel, and is readily guided into any receptacle without loss. Washing by decantation is most suitable for precipitates which settle rapidly, and are of small bulk. Light and bulky precipitates are apt to flow over with the washing liquors, and in any case it is a prudent precaution to pour the washings through a filter, upon which the precipitate itself may subsequently be collected and drained. The second method of washing is by filtration, which is suited for precipitates which are light, bulky, and do not settle well. In operations on the smallest scale, the most suitable arrangement is the ordinary paper filter ; and though this must be familiar to you all, there are one or two points to which it is desirable to draw your attention. The paper should be so folded as to fit the funnel nicely. The paper being folded in half, first in one direction, and then

in the other, and opened out into the shape of a funnel, will, if folded accurately, always have exactly the same angle ; but as funnels vary a little, it will sometimes be found that the paper fits tightly into the throat of the funnel, and is loose about the top. This retards filtration, and risks the rupture of the paper, to avoid which, when the funnel is found to require it, the second fold of the filter paper should be made not exactly at right angles with the first ; the paper may then be opened in either a more obtuse or more acute angle as required, and so adjusted as to suit any funnel that may be in use. I prefer to have the paper *slightly* more obtuse than the funnel. The paper having been adjusted, should be wetted before the precipitate is put upon it ; this, causing the fibre of the paper to swell, prevents the precipitate from passing through, and also prevents the paper from becoming choked, as it would be if the pores were first filled with the precipitate, and then contracted by the swelling of the fibre. The wetting of the paper thus promotes both clear and rapid filtration. In this mode of washing, as in the last, it is desirable to use hot water whenever admissible ; the rate at which it passes through a filter is in a very notable degree more rapid ; and many precipitates which pass through the paper, if filtered from a cold solution, are effectually kept back if the solution and washing waters are hot.

For experiment, add a little chloride of barium and sulphuric acid to cold water, and filter the liquor ; some of the sulphate of baryta will almost certainly pass through the paper. This, however, will be less the case if hot water be used, and may be entirely prevented by employing actual ebullition.

For larger operations paper cannot be suitably used, and calico, flannel, or felt may be adopted, the former being most generally serviceable. It should be previously washed, both for the reasons given with regard to paper, and to remove the dressing which it usually contains when new. This is especially important if the filtrate is required for use, as well as the precipitate. The stand for a calico filter is made in the form

of a four-legged stool inverted, the cloth being fastened by its four corners with strings to the parts representing the feet of the stool. Calico being more open in texture than paper, most precipitates will pass through it more or less at the commencement of the filtration; but if the turbid filtrate be returned to the filter to avoid the loss of precipitate until the filtrate comes through bright, the washing may be continued without further difficulty. A precipitate having been left at rest upon the filter till no more filtrate drains out, is still imperfectly drained; but the dropping will begin again if it be gently shaken by striking the side of the funnel or filter bag; and when it ceases to give up water in this way, a further portion may be extracted by pressure. The paper filter may be taken out of the funnel, and carefully opened out flat upon a cloth, or a second sheet of filtering paper. The filter having been entirely unfolded, the precipitate will be found upon one half of the paper, and the other half may be folded over to cover it, while a dry paper or cloth is laid upon the whole, and gentle pressure employed to extract the water. It is desirable that the pressure be very gentle at first, or the paper will almost certainly burst; but as the water is expelled, the precipitate becomes so firm that the pressure may be increased to any extent, changing the outside paper or cloth till the precipitate is almost dry. To complete the desiccation, recourse may be had to the ordinary drying closet or hot-plate. The porous red-ware saucers used for putting under gardener's flower pots are convenient for drying precipitates in, as their porous nature permits the absorption of moisture and its evaporation from the whole surface of the saucer; but as the porous ware is difficult to clean, a saucer having been used for one material should not be used for another.

QUESTIONS FOR EXAMINATION ON CRYSTALLIZATION AND PRECIPITATION.

What are the usual modes by which a soluble salt is obtained in the crystalline state?

What are the objects sought to be obtained by crystallization ?

What substances are most readily separated from one another by this process ?

What circumstances influence the size of crystals ?

What is the difference between water of crystallization and water of decrepitation ?

How are crystallized salts to be dried ?

What is the difference between crystallization and precipitation ?

What difference is there in the modes of washing precipitates and crystals ?

RECAPITULATION OF CRYSTALLIZATION AND PRECIPITATION.

Soluble salts are usually crystallized by cooling a hot saturated solution or by evaporating the solvent, the object of the process being to obtain them free from foreign salts, and of a definite degree of hydration. Isomorphous substances are not separated by this means so readily as heteromorphous.

Crystals which are deposited slowly, and without agitation, are usually largest and most regular. Most salts crystallize in combination with water in one or several definite proportions ; those which have no water of crystallization frequently have water mechanically held, and known as water of decrepitation.

Permanent and anhydrous salts may be dried by exposure to a warm dry atmosphere, others by the use of a bibulous material or a centrifugal drier.

The difference between crystallization and precipitation is one of degree rather than one of kind, deposits which are but slightly soluble, and not conspicuously crystalline, being called precipitates.

Crystals are usually washed with the smallest effective quantity of cold water ; precipitates more copiously with warm water.

LECTURE VII.

DIFFUSION IN LIQUIDS, DIALYSIS, OSMOSIS, ETC.

Diffusion—Crystalloids—Colloids—Rate of Diffusion—Dialysis—Osmosis—
Hydration and Dehydration of Colloids—Infusion of Gentian, &c.—
Diffusion Groups—Times of Equal Diffusion—Influence of Heat.

THOUGH the process of dialysis is not made use of in the preparation of any officinal product, the natural laws upon which that process depends are called into operation in so great a number of cases that some account of them cannot fail to be both interesting and useful.

In treating of solution, I stated that when a body is dissolved, no matter what its density may be, it ceases to be separable from the solvent by the action of gravity; and the first point to be noted now is that the dissolved bodies not only will not subside, but that, if a dense solution be placed at the bottom of a vessel, and some of the solvent be poured upon it, the dissolved matter will gradually diffuse upwards against the action of gravity till the whole liquor is uniform. And this gradual mixing cannot be looked upon as accidental, as the consequence of currents in the fluids, change of temperature, &c., for careful experiments have shown that bodies differ in the rate at which they diffuse in this manner. A simple experiment will show this. I take two tall glass jars, one filled with pure water, the other with water coloured blue with litmus. Into the pure water is poured $\frac{1}{2}$ oz. of caramel solution with the aid of a long tube funnel, so that it may be carried to the bottom of the water, where it will remain as a

layer of deep-coloured fluid, showing very little tendency to rise. Into the blue water is poured, in the same manner, $\frac{1}{2}$ oz. hydrochloric acid, of the same density as the caramel, and mixed with gum to give it the same viscosity. The acid, however, diffuses into the blue solution at a very palpable rate, as may be seen by the change in colour which gradually takes place from the bottom upwards. In this experiment we have one of the most diffusible bodies contrasted with a body at the opposite end of the scale, and between these there is every diversity in the diffusion rates of soluble substances.

We are indebted to Professor Graham for a careful investigation of this subject. It is unnecessary for us to follow the details of his experiments, but we may with advantage note various of the results.

1. Crystallizable substances, as a class, diffuse more rapidly than those which solidify in the gelatinous condition.

2. Crystalline salts differ much among themselves in the rate at which they diffuse ; but salts having the same crystalline form and chemical constitution diffuse at about the same rate.

3. The rate of diffusion is proportionate to the strength of the solution used, and increases with a rise in temperature.

Freely diffusible bodies are called crystalloids, because of their generally being crystallizable substances ; but it must not be concluded that crystalloids are all crystallizable, as hydrochloric acid, the most highly crystalloid body, and various others which also stand high in the scale, are not known in the crystalline form.

Bodies which are characterized by slowness of diffusion are called colloids, because the most perfect examples are bodies of a gelatinous nature, such as gelatine and albumen.

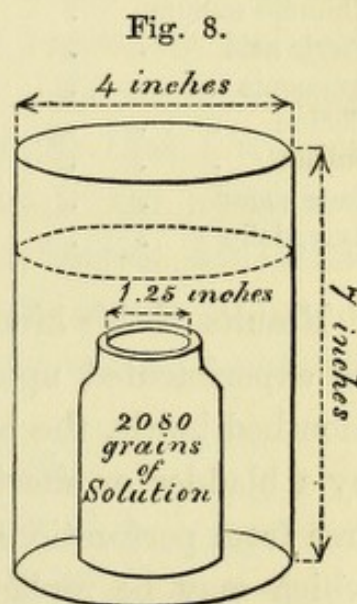
The following table, taken from Miller's "Elements of Chemistry," gives the comparative rate at which sundry

soluble matters diffuse in water under the same circumstances :—

100 parts of water and 20 parts of		Diffused in 8 days grains.
Chloride of sodium	58·6
Nitrate of soda	51·5
Treacle	32·5
Sulphate of magnesia	27·4
Sugar	26·7
Gum arabic	13·2
Albumen	3·0

These numbers, you will observe, give comparative rather than absolute results, but are equally instructive and reliable, as the same vessels, the same temperature and strength of solution were observed throughout.

The mode of operating is as follows :—The solution to be examined is placed in the inner jar, indicated in Fig. 8, which it completely fills; distilled water is then poured into the outer jar till it is filled up to the dotted line, every care being taken to avoid disturbing the contents of the small jar, the whole being guarded against agitation or changes of temperature during the experiment. At the end of the required time the contents of the large jar may be removed with a syphon and evaporated to dryness, together with a further portion of distilled water with which the outside of the small jar and the inside of the large one have been washed.



The weight of the residue thus obtained gives the diffusion rate of the body under experiment, compared to that of any other substance operated upon in the same way.

Vegetable tissues and animal membranes, which have the power of absorbing water freely, permit the diffusion of crystalloids to go on through their substance with very little obstruction; but they offer so much resistance to the passage of

colloids that they may be considered virtually impervious to them. If a solution containing both colloid and crystalloid matter be placed in a bladder, and the bladder immersed in water, it will shortly be found that the crystalloid matter is passing through the bladder into the water, and that the colloids will remain behind; thus a species of analysis, called dialysis, may be conducted by the different diffusibilities of the two classes of substances through the bladder. The following table, from Watt's "Dictionary of Chemistry," gives the comparative rate at which dialysis takes place with divers soluble substances:—

RATE OF DIALYSIS.

Dialyser containing 98 grams water and 2 grams of	Weight in grams diffused in 24 hours.	Dialyser containing 98 grams water and 2 grams of	Weight in grams diffused in 24 hours.
Chloride sodium . . .	1·657	Extr. logwood . . .	·280
Picric acid . . .	1·690	Catechu . . .	·265
Ammonia . . .	1·404	Extr. cochineal . . .	·086
Theine . . .	1·166	Gallo-tannic acid . . .	·050
Salicin . . .	·835	Extr. of litmus . . .	·033
Cane sugar . . .	·783	Pure caramel . . .	·009
Amygdalin . . .	·517		

Results of this kind are obtained by placing the solution to be experimented upon in a dialyser consisting of a wide-mouthed bottle, the bottom of which is removed and replaced by a bladder or sheet of parchment-paper, carefully selected, free from perforations. This is immersed in distilled water, which may be replaced with fresh water at intervals, as it becomes impregnated with the crystalloid. If dialysis were allowed to go on indefinitely, the solutions on each side of the diaphragm would at last become equally impregnated with the crystalloid, and dialysis would cease; and to allow of the process going on continuously for a length of time without this occurring, a thin stratum only of the solution is put into the dialyser, and a copious supply of distilled water is placed below. The following figures (p. 77) show the usual form of experimental dialyser.

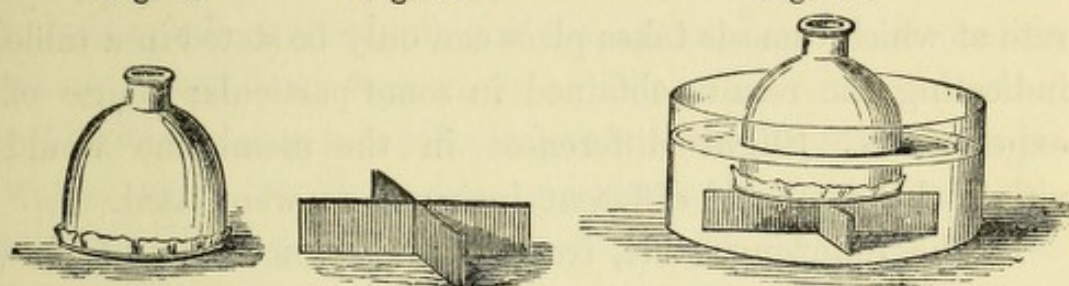
For experiment, I pour into the dialyser an ounce of sarsa-

parilla mixture, and after the lapse of a short time test the dialysate, and readily detect the presence of iodide of potassium, which has come through freely, while the dark-coloured vegetable extractive matters, which in the original mixture prevented the application of the test, have been kept back by the diaphragm.

Fig. 9.

Fig. 10.

Fig. 11.



The Glass Dialyser. Support of Gutta-Percha. The whole in action.

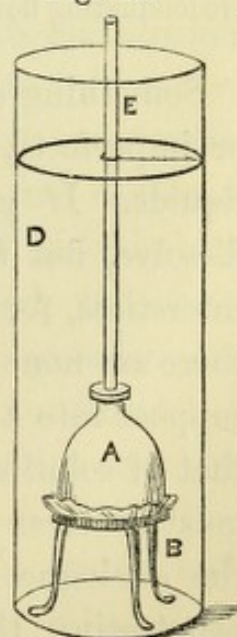
Dialytic action has, no doubt, a very important influence upon the vital functions of animals and vegetables, and promises to reward investigators with new light on these subjects; it is not, however, in that connection that I wish to draw your attention to it, but in relation to the solution of various matters in the preparation of infusions, decoctions, &c. But before doing so, I must prepare my ground more completely by describing a third class of phenomena connected with diffusion.

If a bladder be filled with a saturated solution of carbonate of potash, while a portion of the salt is passing out, a quantity of water much in excess of the salt passes into it, so that the bladder, if full at first, may be burst by the inflow of the water.

This passage of the fluid through the bladder is called osmosis, and is distinguished as end-osmosis when the water passes into the solution more rapidly than the latter passes out, and exosmosis if the outward flow preponderates.

The osmometer (Fig. 12) is an arrangement

Fig. 12.



of apparatus very similar to the dialyser. The solution to be examined is placed in the vessel A, supported upon a tripod B, placed in the jar of water D. At the commencement of the experiment, the level of the water in D is made to correspond exactly with the level of the solution in the tube E. After the necessary interval, a rise in the liquid in E indicates endosmosis, or a fall indicates exosmosis. Like dialysis, the rate at which osmosis takes place can only be stated in a table indicating the results obtained in some particular course of experiments. Slight differences in the membrane would vitiate the results if different instruments were used.

In the following table, from Watt's "Dictionary of Chemistry," we have the comparison of a series of solutions, all containing 1 per cent. of solid in water, except hydrochloric acid, which contains 0.1 per cent. of HCl.

OSMOSIS OF 1 PER CENT. SOLUTIONS.

Oxalic acid . . . -	148	Chloride of calcium . . . +	20
Hydrochloric acid (0.1 %). -	92	„ zinc . . . +	54
Chloride of gold . . . -	54	Nitrate of lead . . . +	120
„ platinum . . . -	30	„ copper . . . +	200
„ magnesium . . . -	3	Chloride of copper . . . +	351
„ sodium . . . +	2	„ iron . . . +	435
„ potassium . . . +	18	„ aluminium . . . +	540

The mark - indicates the outward flow ; the + mark indicates that the predominating flow was from the water into the solution.

Something analogous to osmosis takes place when insoluble, or imperfectly soluble colloids, are exposed to the action of liquids. If you place gelatine in cold water it does not dissolve, but the water penetrates—we cannot say into the interstices, for interstices, in the ordinary sense of the word, there are none—but into the substance of the gelatine, we may suppose into a state of molecular combination as intimate as that of solution, this being the parallel of endosmosis. The gelatine then being placed in spirit (or some other liquid), the analogue of exosmosis will take place, a little spirit penetrating the gelatine, and a large quantity of water flowing out of it, till the gelatine becomes reduced to a state

of dryness proportionate to the relation which subsists between the affinity of the spirit and the gelatine for water, and the proportion of the three bodies present. This experiment, you will notice, is closely parallel to those which I used in illustration of evaporation, and the relation which subsists between the moisture of the atmosphere and of the materials exposed to it. We might almost say that the water in the gelatine had evaporated into the atmosphere of alcohol in which it has been immersed.

Our materia medica affords us numerous examples of substances which are insoluble or imperfectly soluble colloids; and our pharmaceutical operations supply equally numerous cases where these materials are exposed to the action of water, spirit, or both in succession. The subject is one well worthy of study, and no doubt an experimental investigation of the phenomena would yield a harvest of suggestive results.

I can at present only indicate the bearing of these phenomena upon such simple processes as the preparation of infusions.

Another force—capillary attraction—with which you are probably sufficiently familiar, also plays an important part in the passage of liquids into the substance of drugs submitted to their action; and now, supposing the ingredients for infusion of gentian to be placed in a jar and covered with hot water, capillary attraction comes into play to saturate the root with moisture, the soluble portion becomes dissolved, the cells and their contents then are subject to the action of dialysis and osmosis, the cells themselves becoming distended, and their contents being diffused more or less rapidly according to whether they are colloid or crystalloid in their nature; the mucilaginous principles being slowest in diffusing, and the alkaloids and acids more rapid.

Several of the mucilaginous principles, such as pectin and bassorin, undergo very imperfect solution; and if it is desired to extract them, the vegetables containing them must either

be thoroughly comminuted in the first place, and freely agitated during infusion, or subjected to pressure after they have been acted upon by the hot water, as their imperfect solubility and small diffusibility would otherwise prevent their satisfactory extraction. If, on the other hand, it is desired to avoid the solution of mucilaginous matters along with crystalloids, coarse comminution should be adopted, and the ingredients may be suspended in the water to avoid the necessity of stirring; cold water should be preferred, and the infusion drained off without pressure.

Turning again to Graham's results, his second induction, that isomorphous bodies have similar diffusion rates, is exemplified in the following table of diffusion groups, and it is interesting to notice that, though the time which is required for an equal diffusion of sundry compounds does not show any simple numerical relationship, if the numbers expressing time be all squared a simple ratio at once becomes evident:—

DIFFUSION GROUPS.					
		Time of Equal Diffusion.		Squares of Time.	Ratio of Square of Time.
HCl	}	3.96	.	15.68	2
HI					
HBr					
KO,HO	}	4.95	.	24.50	3
NH ₃ HO					
Nitrate of potash	}	7.00	.	49.00	6
„ of ammonia					
Chloride of potash					
„ of ammonia	}	8.57	.	73.44	9
Nitrate of soda					
Chloride of soda	}	9.90	.	98.01	12
Sulphate of potash					
Carbonate of potash					
Sulphate of ammonia	}	12.12	.	146.89	18
Sulphate of soda					
Carbonate of soda	}	19.80	.	392.04	48
Sulphate of magnesia					

The influence of heat upon the rate of diffusion is ex-

emplified in a table giving the quantity of HCl diffused at different temperatures:—

The rate of diffusion of HCl—

At 60° Fahr. being taken at	.	.	.	1.00
80° „ is	.	.	.	1.35
100° „ „	.	.	.	1.77
120° „ „	.	.	.	2.18

Another table in Watt's "Dictionary of Chemistry" gives a comparison of the time required to diffuse equal quantities of the following substances, the time required for HCl being taken as the unit:—

	Times of Equal Diffusion.
Hydrochloric acid	1.00
Chloride of sodium	2.33
Sugar	7.00
Sulphate of magnesia	7.00
Albumen	49.00
Caramel	98.00

The numbers given in one table do not exactly agree with those given in others, but I think we may set that down to comparative newness of the subject, and the tedious nature of the experiments. It is difficult to insure the perfect similarity of the results, when the circumstances are varied between one series of experiments and another, but we need not discredit the accuracy of the comparison between parts of the same table.

QUESTIONS FOR EXAMINATION IN LIQUID DIFFUSION AND DIALYSIS.

Define the terms crystalloid and colloid.

What effect has heat upon the rate of diffusion?

Among bodies of equal diffusibility, what other relationship is frequently observed?

What is meant by dialysis?

Define the terms osmosis, endosmosis, and exosmosis.

RECAPITULATION.

Various bodies in solution in water diffuse into pure water at very unequal rates. Those which diffuse most rapidly are called crystalloids, those which diffuse slowly are called colloids. Heat increases the rate of diffusion. Isomorphous compounds have usually about the same diffusion rate. Hydrated membranes afford little obstruction to the passage of crystalloids, but are almost impervious to colloids. These classes of bodies being separated by this means, the process is called dialysis. If a hydrated membrane has water on one side and a solution on the other, they flow through the membrane at different rates; this flow is called osmosis. If the flow of water into the solution preponderates, it is called endosmosis; if the flow of the solution into the water preponderates, it is called exosmosis.

LECTURE VIII.

EVAPORATION, BOILING, FUSION, AND CALCINATION.

Vegetable Juices - Evaporation over Naked Fire—Mechanical Stirrers—Sand Bath, Water Bath, Saline Bath, &c.—Evaporation *in Vacuo*—Rate of Evaporation and of Vaporization—Fusion—Behaviour of Crystalloids and Colloids at their Melting Points—Latent Heat of Fluidity—Behaviour of Fusible Crystalloids and Colloids under the Action of Heat and Solvents—Utensils for Fusions—Calcination.

IN treating of the desiccation of herbs, I pointed out the general laws of evaporation, and described some appliances which are available in the evaporation of water. We have now to consider such appliances to be used, and such general rules to be observed, in the evaporations of liquids, as did not then come under our notice.

Vegetable solutions for the preparation of extracts being more prone to decomposition than the herbs from which they have been extracted, require considerable care and great promptitude in their reduction to such a degree of concentration as puts them out of danger of fermentation; compared to the drying of herbs, we have now a much greater quantity of water to evaporate; the active principles are deprived of the protection which their natural covering generally affords, and the liquid, instead of being diffused, as it is in the leaves and branches, allowing free circulation for the air, now lies compactly at the bottom of the pan; there is consequently tenfold urgency to have recourse to every artificial means of expediting the process, and to have a vigilant eye upon all the chances of injury to which the liquid is exposed.

With the view of expediting evaporation, the pans used for this purpose are constructed very wide in proportion to their depth, and when set upon the fire for active ebullition, which is sometimes admissible, only the centre of the bottom of the pan is exposed to the direct action of the fire; the residue, which is apt to adhere to the pan just above the surface of the boiling liquor, is thus in a measure protected from scorching; but as a further protection, it should be frequently washed down from the sides by stirring the hot liquor, and driving it from one side to another. Evaporation over a naked fire will require pretty constant attention in all cases where an organic material is being operated upon.

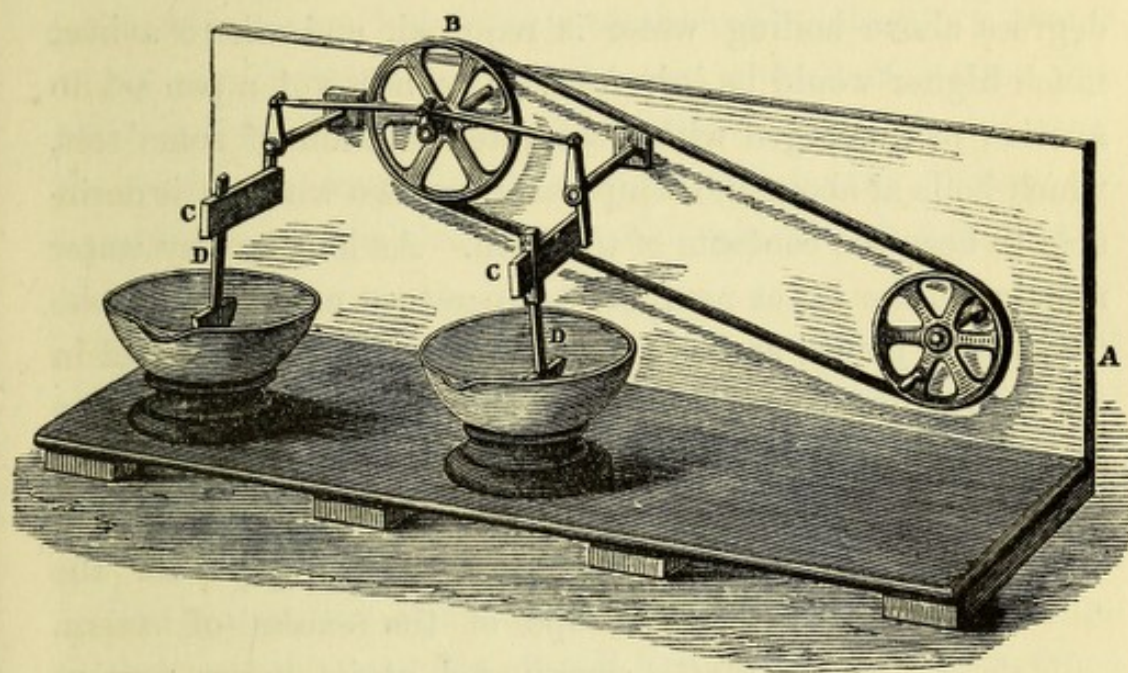
In most cases, at a certain stage in the process, a film appears upon the surface of the liquid, which very much retards its evaporation. This is to be avoided by constant stirring, which is usually performed by hand, except in laboratories where evaporation is so constantly going on as to make it worth while having mechanical contrivances to save the time of the operator. A circular movement may be given to the stirring-rod by attaching it to a wheel moved by machinery, but as this moves in one direction at a constant rate it is not nearly so effective as stirring by the hand, which moves the fluid in all directions, and most effectually breaks the pellicle. A better arrangement for mechanical stirring is to have the stirrer hinged above the pan, and moved backward and forward, the bottom of the stirrer being like a broad spade almost fitting the bottom of the pan, and the hinge being in the focus of the pan, or rather in the centre of the imaginary sphere of which the pan is a segment, the blade of the stirrer having large perforations or notches through which the liquor will flow while the stirrer moves from side to side.

The cut exhibits Mr. Reynolds's system of stirring, as described at the Pharmaceutical Conference, 1867. His description will be found in the *Pharmaceutical Journal*, 1866-7, page 221.

An ingenious method of expediting evaporation, recently

described, is to run an endless band of calico over three rollers placed in the position of the angles of an inverted triangle such as the letter **V**, the roller representing the apex being in the pan of hot liquor; motion is communicated to one or both of the other rollers. The band is thus continually drawn out of the pan saturated with hot liquor, much of which evaporates before returning down the other side of the **V**, nearly cold,

Fig. 13.



Reynolds's Mechanical Stirrer.

into the pan. As both sides of the band are exposed to the air, and it is easy to have its size ten or twenty times as great as the surface of liquor which would otherwise have been exposed to evaporation in the pan, the process is greatly expedited.

The material of the pan should be copper, block tin, or enamelled iron: the first and last being preferred for movable pans, the second for pans fixed in steam jackets, &c.

Various arrangements are made for regulating the heat as applied to evaporating, boiling, or distilling apparatus.

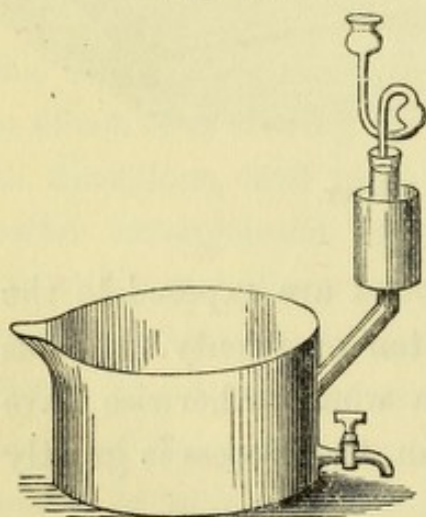
Appliances of this kind are called baths, and have distinctive prefixes, according to the material used to regu-

late the conveyance of heat from the fire to the fluid under operation.

Sand, water, steam, oil, glycerine, saline solution, and fusible metals are all in turn used for this purpose, each having advantages for particular operations.

The sand bath consists simply of sand laid upon an iron plate heated by the fire. It prevents rapid changes of temperature, but does not afford security against too great heat. The saline bath may be used when a temperature a few degrees above boiling water is required, and where a heat much higher would be injurious. It consists of a pan set in another pan, charged with a saturated solution of some salt, which boils at about the temperature within which it is desirable to keep the contents of the bath. As long as any water remains in the lower pan, the temperature never rises above the desired point; and as long as the water is replenished in quantities insufficient to dissolve the whole of the salt, the temperature will never fall below the required point. The

Fig 14.



Saline Bath.

cut (Fig. 14) represents a bath of this kind, with a pipe for the escape of the excess of steam, surrounded at its upper portion with a vessel containing water, which condenses the steam, and causes it to flow back again into the boiler. If a little pressure of steam be required, it may be obtained by fitting this escape tube with a perforated cork and safety funnel.

Saturated solutions of the following salts will be found convenient for use as saline baths:—Carbonate of soda raises the boiling point to about 220° ; borax to 222° ; chloride of ammonium to 236° ; nitrate of potash to 238° ; nitrate of soda to 246° , and acetate of soda to 256° .

The same arrangement of pans without salt constitutes the

ordinary water bath in which the lower pan is always retained at 212° Fahr. ($= 100^{\circ}$ C.), the upper, of course, being a few degrees less; thus the saline bath may be used for boiling down watery liquids, while the water bath can only be used for evaporating them below the boiling point.

The steam bath admits of a certain range of temperature from the boiling point upwards, according to the pressure which the apparatus is calculated to sustain. There are more difficulties in getting all the joints sound in proportion as the pressure increases, but in any considerable laboratory this is amply compensated for by the convenience of having one boiler and fire supplying heat to almost any number of pans, the pans being connected or disconnected at any moment by simply turning the steam-cock with which each pan is supplied.

The steam bath is constructed of two pans riveted or bolted together at the edges, the lower pan being deeper than the upper; there is a space between, into which the steam is allowed to enter, a provision being also made to carry off the water resulting from condensation.

The evaporation of a vegetable liquor cannot safely be conducted over the open fire after it has acquired the consistence of syrup, but the great majority may be evaporated in a steam bath, working with 4 or 5 lbs. pressure, without any fear of injury; the Pharmacopœia, however, directs the evaporation of many of the extracts at a temperature not exceeding 140° or 160° Fahr., at other times directing simply that a water bath should be used, in which case the heat of the extract will be about 170° , 180° , or 190° Fahr. so long as it remains fluid, but may rise to within a few degrees of the boiling point as it becomes thick, and evaporation goes on so much more slowly. In any case where it is imperative to keep the temperature below 140° to 160° Fahr., the use of the thermometer becomes necessary. It may either be placed in the extract or in the water of the lower pan, which is in some respects more convenient; but in this case it must be remembered that the

extract will be a few degrees, though an uncertain number of degrees, lower than the thermometer indicates.

Below the boiling point the rate of evaporation is increased the more nearly the temperature approaches 212° Fahr., the larger the surface exposed to the air, the more perfectly the surface is kept free from pellicle, and the more rapidly the air passes over the surface.

At the boiling point the rate of evaporation (or vaporization as it is then called for distinction) increases in proportion to the supply of heat to the pan, and the amount of pan surface which is covered by the liquor.

So far I have directed your attention to the evaporation of liquors under ordinary atmospheric pressure. A most important improvement in the process is to conduct it in a closed vessel, constructed like the steam bath, with the addition of an air-tight cover, the air being then exhausted by means of an air-pump worked by a steam-engine. The evaporation, under these circumstances, takes place with equal velocity at 80° to 90° Fahr. lower temperature. Rapid evaporation can thus be accomplished without fear of injury from over-heating, and contact with air is entirely avoided. Extracts prepared in this way generally preserve in a higher degree the natural flavour and odour of the plant.

The evaporation of inorganic solutions requires usually much less care, brisk ebullition being generally admissible; they do not call for any particular comments at present.

When ebullition is performed for the sake of the decoction, several points will be advantageously the reverse of those which have just been commended, as in this case any considerable evaporation is to be avoided.

The pan should be deep and covered, and as soon as boiling commences it may be removed to the side of the fire where the heat is just sufficient to keep it gently boiling for the required time. Common coffee-pots are sometimes used, but are objectionable as being difficult to clean thoroughly after each operation.

FUSION OR LIQUEFACTION BY HEAT.

The term fusion is commonly restricted to the liquefaction of such substances as require for this purpose a high temperature, but it is both more convenient and more philosophical to treat all together, the melting of ice or of cast iron being just the same as regards the principles involved, and the appliances to be used for the one are linked in an unbroken chain of slight modifications with the arrangements required for the other.

The pharmaceutical operations in which fusion is required are very numerous, but, generally speaking, also very simple; they consist of such processes as making plasters or ointments, the casting of caustic, nitre balls, &c., the purification of bismuth, sulphuret of antimony, gum resins, &c.,

Fusible solids, when gradually heated to their melting point, do not all behave in the same manner; thus, wrought iron becomes soft, plastic, and adhesive before it melts, but cast iron becomes brittle and crumbly; other substances, such as nitrate of silver or of potassium, undergo no very visible change until liquefaction takes place. It has been supposed that bodies change from the crystalloid to the colloid state of matter as they assume the plastic state which precedes fusion. When fusion commences, they combine with heat in such an intimate manner, that the further addition does not cause any rise in temperature till the whole of the substance be liquefied. The heat thus disappearing is called latent heat of fluidity; its quantity varies very much with different materials, as is indicated in a few examples in the following table:—

LATENT HEAT OF FLUIDITY.

	Fahr.		Fahr.
Water	142°	Bismuth	22°
Nitrate of soda . .	113°	Sulphur	16°
Nitrate of potash . .	85°	Lead	9°
Zinc	50°	Phosphorus	9°
Tin	25°	Mercury	5°

Thus, 1 lb. of ice at 32° Fahr. will absorb as much heat in becoming water at 32° as would have sufficed to raise 1 lb. of water at 32° up to 174° . Or, to put it in another way, 1 lb. of ice at 32° , and 1 lb. of water at 174° , when mixed together, will make 2 lbs. of water at 32° .

This law has a practical bearing upon the melting of various substances, which are liable to be injured by exposure to a heat a little above their melting point; thus a pan of ointment or plaster may be kept upon the fire with little fear of injury so long as a portion remains unmelted, but to keep it there, even a few minutes, after fusion is complete, would be at considerable risk of its injury, for then the heat added causes a rapid rise of temperature.

It may be stated as a rule, that fusions should be effected at the lowest practicable temperature. The next table shows the melting points of various substances in which pharmacutists are interested:—

MELTING AND FREEZING POINTS.*

	Fahr.		Fahr.
Mercury . . .	- 39°	Spermaceti . .	+ 112°
Oil vitriol . .	- 30°	Wax . . .	+ 143°
Proof spirit . .	- 7°	Iodine . . .	+ 224°
Bromine . . .	- 4°	Sulphur . . .	+ 239°
Oil turpentine .	+ 16°	Camphor . . .	+ 303°
„ bergamot . .	+ 23°	Tin . . .	+ 451°
„ cinnamon . .	+ 23°	Bismuth . . .	+ 512°
Water . . .	+ 32°	Nitrate of potash	+ 642°
Oil aniseed, about	+ 64°	Lead . . .	+ 620°
Lard, about . .	+ 90°	Zinc . . .	+ 773°
Phosphorus . .	+ 111°		

A piece of wax may remain immersed in cold olive oil for a long time with little appearance of change, but if the wax be melted, solution immediately takes place, and as it cools the wax continues in a condition of imperfect union with the oil; if a piece of spermaceti be treated in the same way, it is seen to crystallize as the oil cools; and by pressure, it may be in great measure separated again from the oil, the solution of

* From Redwood, Miller, and Gmelin.

the wax and the spermaceti being equally perfect at their melting points, but the wax remaining in more intimate union on the subsequent cooling.

If the experiment be repeated with rosin, a thick semi-fluid is obtained on cooling without any separation of the rosin. In these three cases we have the rosin a colloid, the spermaceti a crystalloid, and the wax an intermediate body, and they illustrate the different behaviour of fusible bodies belonging to these classes when subjected to heat, the spermaceti undergoing very little softening previous to fusion, while the rosin passes by imperceptible degrees from the solid to the liquid state.

In the production of ointments and plasters, that condition between hardness and fluidity is aimed at which is best obtained by the presence of at least one body of a colloid nature. I must state, however, that I am at present using the terms colloid and crystalloid without reference to their diffusive powers, as this property has not yet been investigated for many substances insoluble in water.

The appliances used for fusions are very various, depending upon the chemical relationships and the melting point of the substance in hand. Thus, a water bath of glazed earthenware is very suitable for ointments and most things requiring a heat below 212° Fahr. Copper pans are suitable in many cases where a slightly higher heat is required, or where a material, from its hardness or adhesiveness, would endanger earthenware in its subsequent removal. Copper pans, however, are quite unsuitable for melting sulphur, nitrate of potash, hydrate of potash, or nitrate of silver, as these materials have a powerful action upon copper; iron is much less affected by them. Platina vessels may be used for the fusion of nitrate of silver, &c., but would be destroyed by sulphur. Porcelain may be used for sulphur or nitrates, but would be attacked by caustic alkalies. Fire-clay crucibles are little acted upon by most pharmaceutical products, except the caustic alkalies, but are too porous to be suitable

for valuable materials like nitrate of silver; they are specially suited to fusion of metals, and operations requiring a very high temperature.

They are subject to two inconveniences, viz., that they are liable to crack, and will rarely bear more than two or three heatings, unless used with considerable care, and only exposed to a moderate heat. The absorbent character of the material, also, will commonly render a crucible which has been employed for one operation unfit for another of a different nature. I have frequently used crucibles of fire-clay mixed with plumbago, and find them capable of standing a great many re-heatings without cracking, but they become rather crumbly and very porous with long use, as the plumbago burns out.

Calcination is rarely performed by the pharmacist; the inconvenience of having many different small operations, and the cumbrous appliances required for their performance, in great measure exclude calcination from the list of laboratory processes, such chemicals as require it being better made on the large scale, where the apparatus is in constant use for the same purpose.

The process consists essentially in exposing a substance to a high heat, generally with the view of driving off some volatile matter (though it may be sometimes with the view of absorbing oxygen), the product being in a powdery or friable condition, and not fused. The matter to be calcined may be placed in a crucible, and exposed to the heat of an ordinary furnace, or a reverberatory, until the required change has taken place. The time required is shorter as the quantity operated on diminishes, and as the heat of the furnace increases. It also depends, to some extent, upon the nature of the atmosphere with which the material is surrounded, the action being in great measure comparable to that of the drying closet. As it is difficult to evaporate water in an atmosphere charged with steam, so it is difficult to drive off carbonic acid from carbonate of lime or magnesia in an

atmosphere of carbonic acid, the evolution of the gas taking place much more readily in a current of air, especially if accompanied with carbon and hydrogen, which decompose the carbonic acid into carbonic oxide at the moment of its liberation. Thus, limestone is much more easily converted into quicklime if burnt in contact with the fuel than if heated in a close retort. Artificially prepared carbonate of lime is more easily reduced to the caustic state than the native limestones, and if pure lime be required, the precipitated carbonate may be calcined in a covered crucible at a heat below whiteness. Magnesia and oxide of zinc, prepared from the carbonates, require a low red heat. Burnt alum and dry sulphate of iron are produced by a heat considerably below redness, a higher heat driving off not only the moisture but the acid. Sulphate of manganese is purified from iron by calcining at a full red heat, which does not decompose the sulphate of manganese but converts the sulphate of iron into sulphurous acid, which is driven off, and peroxide of iron, which is afterwards separated by dissolving the manganese salt and filtering out the insoluble peroxide. In calcining the sulphate of iron for use as dried sulphate, the danger is in having the heat too high; in calcining the sulphate of manganese to purify it from iron, the danger is of having the heat not high enough.

QUESTIONS FOR EXAMINATION.

What temperatures are usually desirable in the evaporation of vegetable juices?

What are the disadvantages of temperatures too high or too low?

What are the usual modes of regulating the temperature of evaporating liquors?

What is the essential advantage of a water bath over that of a sand bath or naked fire?

How does stirring promote evaporation ?

What circumstances expedite the evaporation of a liquor kept below its boiling point ?

What circumstances determine the rate of vaporization of a liquor at its boiling point ?

In what respect should we vary the appliances for boiling when our object is to produce a decoction ?

What difference is observed in the behaviour of crystalloid and colloid bodies just below their melting points ?

What useful application have we for fusible colloids in pharmacy ?

What is meant by latent heat of fluidity ? Is it of variable amount ?

What is the nature of calcination ?

RECAPITULATION.

Evaporation of vegetable juices requires to be performed promptly to avoid decomposition. They are liable to injury by too high a heat, or too long a continuance of a temperature insufficiently high ; the temperature is conveniently regulated by water baths, steam baths, &c., but is not safely regulated by a sand bath.

Constant stirring is in all cases advantageous, and most important in evaporation by means of sand bath or naked fire.

The rate of evaporation below boiling point increases the more nearly that point is approached, the larger the surface exposed to the air, the more rapid the current of air, &c. ; at the boiling point the rate of vaporization depends mainly upon the intensity of the heat to which the pan is exposed, and the extent of surface exposed to it. In making decoctions, the vessel should be deep, narrow, and covered, to avoid loss by evaporation.

Fusible colloids become plastic a little below their melting

points. Fusible crystalloids sometimes become more brittle before they melt.

During fusion a certain amount of heat disappears ; this is known as the latent heat of fluidity, and varies much with different bodies.

Fusible colloids are required in plasters and ointments, to give them adhesive and plastic qualities.

Calcination consists of heating a substance strongly, to drive off volatilizable constituents, or cause oxidation, and leave a powdery residue.

LECTURE IX.

DISTILLATION AND SUBLIMATION.

Forms of Apparatus—Alembic—Retort and Receiver—Flask and Safety Funnel—Tubulated Condenser and Receiving Bottle—Liebig's Condenser—Boiler and Worm Tub—Fractional Distillation—Boiling Points of Mixed Liquids—Boiling Points of Essential Oils—Distillation of Essential Oils—Condensing Power of Cold Water—Mitscherlich's Condenser—Bumping—Sublimation—Calomel Hydro-sublimation and Dry Sublimation—Iodine.


WE have considered the conversion of water and other liquids into the gaseous state, and have now to study the means of reconverting their vapours into liquids. The two processes taken together constitute distillation. The objects of distillation may be either the separation of two mixed or combined substances or the combination of elements into new compounds, and occasionally both combination and separation are effected at once.

There are many interesting facts connected with distillation to which I shall allude, after briefly describing various kinds of distilling apparatus, noting the kind of operation for which they are suitable, and the points to be attended to in each.

The first is the old alembic (Fig. 15), a piece of apparatus rarely now put to practical use. It consists of a flask fitted with a head, in the form of two concaves, the upper being the condensing surface, the lower forming a gutter to collect the condensed fluid, which is subsequently conveyed away by the tubulure; it may be used for distilling small quantities of corrosive liquids, which are easily condensed. It has the

advantage of being entirely of glass, there being no cork or india-rubber connections and no luting, but the disadvantage of being very inefficient in condensing power. The body, or flask-like portion, with its contents, should be set in a sand bath, a cone of paper or card placed over it so as to keep the whole flask hot, and then the head put on. The cone in some measure prevents the heat reaching the head, but for its more effectual cooling it should be fitted with a cap of thick cloth or filtering paper kept constantly moist. The retort and receiver is a much more convenient and useful arrangement, and now that they can be had with the beak of the retort

Fig. 15.




ground into the receiver, forming an air-tight joint, there is scarcely any purpose to which the alembic may be put that is not better accomplished by this apparatus. The receiver may be immersed in cold water, while the retort is heated by a water bath, sand bath, gas furnace, or any other means. The two preceding arrangements are scarcely suited to anything beyond experimental purposes; for operations on a larger scale more substantial and capacious vessels must be used, which are not easily fitted air-tight by grinding.

The following is an arrangement (Fig. 16) which I have frequently adopted for working quantities from a pint up to half a gallon:—

A large flask is fitted, by means of a cork, with a tube-

funnel and bent tube; the flask is set in a water bath over a gas furnace. The bent tube is connected by means of an india-rubber tube to a second glass tube, fitted by a perforated cork to the tubulated receiver (which, when thus used, would be more properly termed the condenser); round the top of the tubulure of the receiver is fitted a collar of leather or sheet india-rubber, and then the tubulure is inserted in a half-gallon bottle. Round the top of the receiver is carried a small india-rubber tube supplied with water, and perforated so that the water shall trickle down in small

Fig. 16.



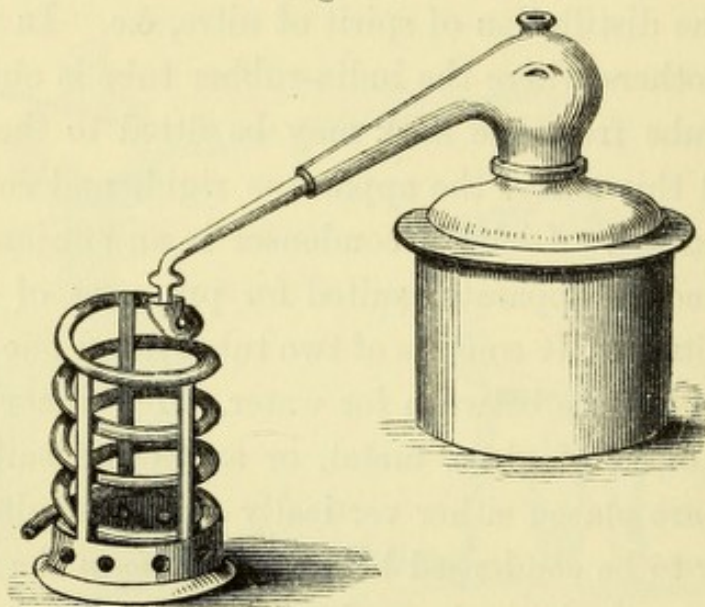
streams, and over this a loose calico cover to promote the spread of the water over the surface of the condenser. As it runs down, the collar fitting tightly round the tubulure, the water is carried safely over the mouth of the bottle; it then runs down the sides of the bottle, keeping it also cool. All parts of the apparatus are air-tight, except the fitting of the condenser into the bottle. Any vapour escaping condensation in the condenser passes into the bottle, where condensation is completed. If any sudden burst of vapour takes place, the loose fitting of the condenser to the bottle affords the means of escape, without which the bursting of the flask,

or ejection of its contents through the funnel, would be endangered; it also affords means of admitting air in event of there being excessive condensation. The tube-funnel attached to the flask answers the double purpose of safety against sudden condensation, and a means of refilling the flask when the great bulk of the liquor has distilled. If the condensed liquor rises in the bottle above the bottom of the tubulure, and sudden condensation takes place, the contents of the bottle would be drawn up into the receiver, and possibly even into the flask, were it not provided with the tube-funnel. This arrangement is suited for recovering the spirit in the preparation of alcoholic extracts, &c. It may also be used for the distillation of spirit of nitre, &c. In which case, or in any others where the india-rubber tube is objectionable, the bent tube from the flask may be fitted to the condenser direct; but this makes the apparatus rigid, and consequently less convenient. Liebig's condenser is an efficient and convenient piece of apparatus suited for processes of any moderate magnitude. It consists of two tubes fitted one within the other, with a space between for water. The inner tube is of glass, the outer of glass, metal, or any other suitable material; they are placed either vertically or in a sloping position, the vapour to be condensed being passed *down* the inner tube, while cold water is made to flow *up* the space between the two. This is economical of the water used for condensing, as each portion of water in its passage up the tube continues to abstract heat from the vapour, till at last it may flow away at almost as high a heat as the vapour enters; and the vapour, as it descends, parts with heat at every step, always coming into juxtaposition with water colder than itself till it is condensed into a liquid, and flows out at the bottom, it may be not much warmer than the cold water supplied for its condensation. One great recommendation of Liebig's condenser is, that when sufficiently large it is thoroughly efficient, at the same time that it is easily cleaned, and presents no junctions liable to be acted on by corrosive chemicals: it

may be used in turn for aromatic waters or spirits, for ether, nitric acid, or bromine.

Stills of a few gallons' capacity are often made of stoneware, in the form of a retort, or more advantageously, the body and head may be made separate, as in Fig. 17, the junction being made air-tight by grinding the two parts together or by luting. They are suitable for the distillation of acids and other corrosive materials, or such as require a high heat. In this case they are set in sand, contained in an iron pot, heated by a furnace. If used for distilling oil of vitriol, a hood should be placed over the still head to protect

Fig. 17.



Doulton and Watts' Retort, with head, dip-arm, and worm.

it from cold draughts, which are liable to cause fracture even in stoneware when heated to the boiling point of the strong acid.

When distillation is performed with the view of separating two or more liquids having different boiling points, it is usual to supply the boiler with a thermometer, and to collect in different vessels the liquors condensed during the time the temperature continues between certain given points. This process is called fractional distillation, and is largely used in separating the coal-tar oils and petroleums into their more and less volatile constituents. A similar object is sometimes

effected by passing mixed vapours through a series of condensers, the temperatures of which are regulated, and each one being cooler than that which precedes it. This method is sometimes used in the distillation of spirit, to save a second rectification.

By way of a further illustration of this method, we will suppose it is desired to separate water and alcohol from ether, in which case the condensers may consist of three Woulff's bottles. The vapours from the still being passed into the first, which is placed in a tub of water at 190° , water vapour will here be condensed; but its temperature being above the boiling point of alcohol, its vapour will pass on to the second, the temperature of which is regulated to 120° . Here the alcohol condenses, its boiling point being 170° ; but the ether, the boiling point of which is 98° , passes on to the third bottle, which should be kept at the lowest convenient temperature. It does not often happen that there is occasion to separate these three from one another, but the separation of water from alcohol is done in this way to save a second distillation. The last bottle may be replaced by any other form of condenser; and if there are only two vapours to condense, only one bottle need be interposed between the still and the ultimate condenser. On the other hand, if coal oils are being distilled, any additional number of bottles may be used, according to the number of qualities into which it is desired to divide the distillate. This method is known as fractional condensation. In theory we might expect that the separation of mixed fluids of different boiling points would be perfectly effected in this way; but this is not the case: though water will not boil below 212° at ordinary pressure, yet it will evaporate rapidly at 190° ; consequently a considerable portion of its vapour may be carried along with the alcohol, and condensed in the next receiver. This is a species of action constantly going on in the still. The contents of the still being two liquids of different boiling points which are freely intersoluble, the boiling point is usually found somewhere between the boiling

points of the two liquids; but if they are not freely inter-soluble, the mixture boils at about the boiling point of the more volatile, and yet the less volatile will distil to a large extent along with it. The former case is illustrated in the distillation of spirit, which boils between the boiling points of alcohol and water, the boiling point varying according to the proportion of the two; and as the distillation proceeds, the more volatile liquid coming over most rapidly, the boiling point of the mixed liquor in the still is continually rising, till the whole of the alcohol has come over, and the temperature of 212° Fahr. has been attained.

The latter case is illustrated in the distillation of essential oils. The oils boil at a much higher temperature than the water; yet a mixture of the two boils at nearly the same heat as pure water, and the boiling point does not rise so long as water remains in the still; but if an essential oil be distilled without the presence of water, the case is very different. Most of the essential oils, as obtained by distillation from plants, contain two or more substances of different degrees of volatility, which, though not freely soluble in water, are freely soluble in one another, and when subjected to dry distillation, the more volatile coming over first, the boiling point continues to rise till a uniform substance remains in the still, or till the whole has been brought over. The table shows the boiling points of sundry essential oils; but though these heats have been indicated as *the* boiling point, it must be remembered that the point is, in many cases, very variable. For example, the oil obtained from the distillation of hops with water will boil at 284° Fahr.; but if it be kept boiling for a while, the temperature may rise as high as 600° Fahr. It is not unlikely that climate, season, and soil may influence in a considerable degree the proportions of the sundry volatile matters contained in plants, and consequently influence the boiling points of their essential oils. This seems the more probable when we observe the differences of the boiling points as determined by various authorities.

BOILING POINTS OF VARIOUS ESSENTIAL OILS.

	Fahr.		Fahr.
Hops, from . . .	284°	Chamomile . . .	347°
„ to . . .	600°	Bergamot . . .	361°
Mustard . . .	298°	Aniseed, solid . . .	432°
Turpentine . . .	320°	Caraway . . .	437°
Juniper . . .	320°	Cloves . . .	469°
Savine . . .	320°	Ginger . . .	475°
Thyme . . .	329°	Cubebs . . .	500°
Lemon . . .	343°	Copaiba . . .	500°*

Great care is requisite in the distillation of essential oils to avoid empyreuma. The great bulk of the material to be operated upon, its liability to scorch upon the bottom of the still, and thus injure both the still and its contents, is a source of constant trouble, unless special provision is made to obviate these accidents. The accompanying table shows the highest and lowest estimate of the yield of essential oil from 100 lbs. of various vegetable materials, the number indicating ounces and decimal points. Thus, 100 lbs. of dry chamomile flowers yield 1·38 ounce essential oil; another sample of the same yielded 5·33 ounces; 100 lbs. of good mace yielded 154·0 ounces of essential oil, and 100 lbs. of worm-eaten mace only yielded 65·60 ounces.

100 lbs. of		Essential Oil in ounces.
Bitter almonds	yield	0·38 to 7·70
Chamomile flowers, dry	„	1·38 „ 5·33
Caraways	„	46·00 „ 70·00
Cloves	„	112·00 „ 272·00
Juniper berries	„	7·75 „ 16·15
Lavender herb	„	9·00 „ 15·00
Rose flowers	„	0·25 „ ...
Black mustard-seed	„	3·90 „ 9·10
Peppermint, fresh	„	3·40 „ 6·25
„ dry	„	15·62 „ 21·00
Nutmegs	„	64·10 „ 108·25
Mace	„	65·60 „ 154·00†

To avoid the burning, the materials are sometimes placed in a chamber or cucurbit, and only exposed to the current of steam which passes through them on its way from the boiler to the condenser; others put the herb into the water, but keep

* Compiled from Miller's "Elements of Chemistry."

† From Christison's "Dispensatory."

it off the bottom of the boiler by means of a false bottom of wickerwork or perforated metal.

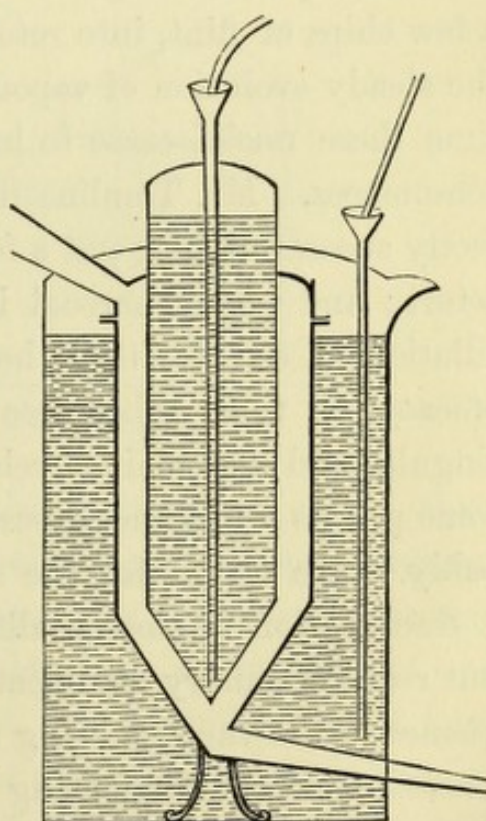
It is found that the oil comes over more freely if the material is in actual contact with the water, than if it is only exposed to the action of the steam; consequently, if an aromatic water is desired, the latter process may be used; but if the object be to separate the oil, direct contact with the water is to be preferred. The undissolved portion of oil may be separated, and the water returned to the still with more of the herb, by which means the loss of oil from its solubility in water is in great measure avoided.

The quantity of cold water required to condense the products of distillation is very considerable, and while it is necessary to make ample provision, it is also necessary to have a regard to its economy by using good condensers, &c. The ordinary worm-tub is very efficient, easily constructed, and not liable to get out of order; but has one great disadvantage in the difficulty of getting it thoroughly clean after it has become impregnated with essential oil, &c. It is, therefore, better adapted to the use of a manufacturer, who has to prepare large quantities of a small number of preparations, than for the ordinary pharmacist, who has many small processes to conduct. It consists of a pipe of copper, block-tin, stoneware, or other material, coiled round the inside of a tub, the vapours passing into the pipe at the top, and the condensed liquor running out at the lower end, which passes through the side of the tub just above the bottom. A constant stream of cold water is kept running into the tub at the bottom. As this becomes heated and rises to the top, it escapes by an orifice provided for that purpose. The efficiency of a condenser depends upon the lowness of the temperature of the condensing pipe at its termination; the economy of the arrangement depends upon no water escaping till it has become as nearly as possible the heat of the vapour entering the condenser. By supplying the cold water to the bottom of the worm-tub both these points are gained.

We may state the latent heat of water roughly as 1000° Fahr. ($= 555^{\circ}$ C.). The available absorbing power of water is the difference between the temperature at which it is supplied, say 60° Fahr. (or 15° C.), and that at which it afterwards runs to waste, say 160° Fahr. (70° C.), in which case its absorbing power would be 100° Fahr. (55° C.), and it would be necessary to supply 10 gallons of cold water for the condensation of one gallon of aqueous distillate. If the waste water flows away at a higher heat, of course so much less may suffice; but, on the other hand, if the condensed liquor flows off at a temperature below 212° Fahr. (100° C.), so much more must be allowed for this absorption.

The condenser of Mitscherlich (Fig. 18) is also a convenient and efficient piece of apparatus, which is easily cleaned. It consists of a condensing chamber made of metal, tin being the material most generally suitable; inside this chamber is a cylinder kept supplied with cold water, which runs in at the bottom and flows over the top into the tub in which the condenser is placed. The tub is also supplied with cold water in the same way. The chamber being made in two pieces fitted together by flanged rims, it can be opened, and the essential oil, &c., thoroughly cleaned off between one operation and the next.

Fig. 18.



Mitscherlich's Condenser.

In many processes of distillation, or even of boiling in an open glass vessel, the phenomenon known as bumping is a constant source of annoyance and even danger. The phenomenon has not yet been satisfactorily explained, though it

has received the attention of various illustrious men ; it is found that many liquids will boil freely and quietly at first, but after a while the ebullition takes place in bursts sometimes so violent as to eject the whole contents of the flask or retort, or even to break the glass by the violence of the concussion. The temperature of the liquid is found to rise much above its usual boiling point between each burst of vapour, the accumulated heat then suddenly evolves a large bulk of steam, and the temperature falls at once to the normal boiling point.

This phenomenon is most noticed when boiling liquids in glass vessels with smooth clean surfaces. Indeed, Mr. Tomlinson has shown that pure water cannot be boiled in a perfectly clean glass without considerable bumping. It has been a common practice to put a few chippings of platinum foil, or a few chips of flint, into retorts with the view of facilitating the steady evolution of vapour ; but it is found that after a time these nuclei cease to have the effect, and bumping recommences. Mr. Tomlinson's remedy, which he says is perfectly successful, is to put a few fragments of charcoal into the retort ; and where charcoal is not admissible, as in the distillation of oil of vitriol, he recommends pumice-stone, the efficacy of these substances no doubt depending upon the singular and unexplained relationships which subsist between some porous solids and gases. Spongy platinum would probably prove useful for the same purpose.

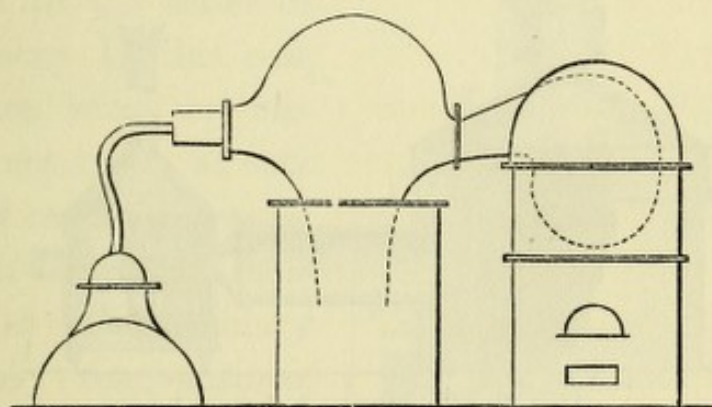
Sublimation is closely allied to distillation in its nature, but requires sundry modifications in the apparatus, in consequence of the vapours being more readily condensed, and the necessity for the condensing chamber being sufficiently open to permit the ready removal of a solid material. It is a process not often conducted on the small scale ; the principal pharmaceutical products in the manufacture of which it is used are sulphur, ammoniacal salts, mercurial salts, iodine, arsenious acid, benzoic acid, and camphor. The mode of condensing the product depends upon the condition in which

it is desired to obtain it; thus, camphor is preferred in the massive state, calomel in an impalpable powder, and sulphur in both forms.

When it is desired to condense the sublimate in compact masses, the atmosphere of the condensing chamber should be so hot that the vapour does not condense till it comes in contact with the sides of the chamber; the sublimate will then deposit upon them layer after layer, in a condition more or less crystalline and compact.

When the pulverulent form is required, the vapours should condense from coming in contact with a cool atmosphere, which may be managed by having the condensing chamber large and sufficiently ventilated. Attention must also be paid

Fig. 19.



Hydro-sublimation of Calomel.

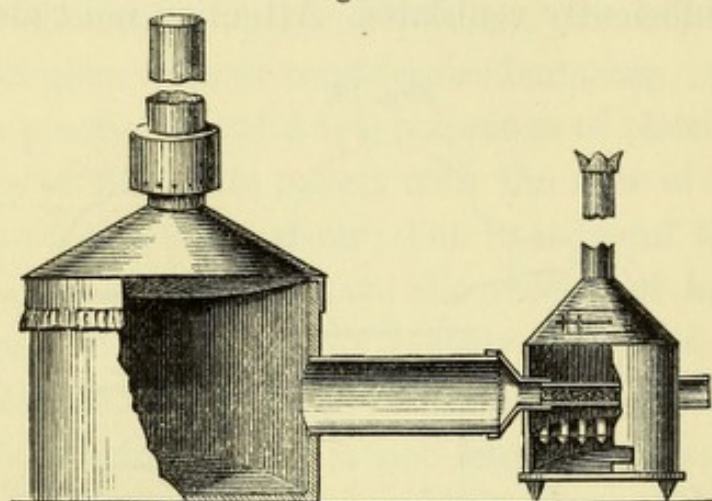
to the degree of volatility of the material in hand; thus, iodine and camphor volatilize freely at atmospheric temperatures, and a current of air passing through the condensing chamber would entail considerable loss, while calomel and sulphur do not evaporate without a considerable rise of temperature. Ventilation is out of the question in subliming sulphur, as it inflames below its boiling point; but with calomel, ventilation either with air or steam is the usual process.

The following figures may be taken as representing the process of sublimation in a sufficient variety of forms for our present purpose. First (Fig. 19) the hydro-sublimation, as

contrived by Mr. Sewell, of Howard & Co. The crude calomel being introduced into the stoneware retort heated over a furnace, the vapours are conducted into a stoneware receiver which has three openings, the first to receive the calomel vapour, the second to receive a jet of steam, and the third dipping into water carries down the calomel and condensed water together. The calomel is thus obtained in an impalpable powder, and any corrosive sublimate which may be condensed at the same time is washed away in the water.

The other method (shown in Fig. 20) is to heat the crude calomel in a stoneware tube, through which a gentle current

Fig. 20.



Dry Sublimation of Calomel.


of air is constantly flowing into a chamber of such size that it never approaches the heat required to maintain calomel in the gaseous state. It thus condenses by contact with the comparatively cool air of the chamber, in a condition so fine as to resemble smoke, and would thus pass away through the ventilating flue of the chamber, unless ample space were allowed it for subsidence, or the air filtered through a cloth as it leaves the chamber. Whichever method be adopted, in the case of calomel it is always necessary that washing should follow the sublimation, not only because the crude calomel always contains some portion of perchloride of mercury which is sublimed at the same time, but even pure washed calomel, if subjected to a second sublimation, is, to

a very small extent, decomposed into corrosive sublimate and metallic mercury.

Recently it has become the custom to condense camphor in the pulverulent condition by the use of capacious condensing chambers. It is sent into commerce under the name of flowers of camphor, in the form of a crystalline cohering powder, which by powerful pressure may be consolidated into compact blocks of any size or shape.

The third figure (Fig. 21) represents the sublimation of iodine. The crude alkaline iodides are put into the lead still with oil of vitriol and black oxide of manganese; on the application of heat the iodine vapours pass over, and are condensed in the series of glass globes. In this case the fittings must be airtight, or nearly so, as any current of air would cause the loss of iodine, which is volatile at all ordinary atmospheric temperatures. The iodine is deposited in small crystals, together with some water. The water may be drained and pressed off, and the iodine obtained in large dry crystals by a second sublimation.

Fig. 21.



Lead Still—Glass Condensers.

QUESTIONS FOR EXAMINATION.

What is distillation?

In a solution of volatile liquids, what relation does the boiling point bear to the boiling point of its constituents?

In a mixture of liquids which do not dissolve one another, what will be the boiling point?

What will be the nature of the distillate from a solution or

mixture of fluids having different boiling points? And how will the first and last portions of distillate differ from one another?

In what respect does sublimation differ from distillation?

What circumstances favour the massive or pulverulent condition of a sublimate?

RECAPITULATION.

Distillation essentially consists of the conversion of a liquid into its vapour, and the recondensation of the vapour into the liquid state.

The boiling point of a solution lies between the boiling points of its constituents: the boiling point of a mixture of fluids is about the boiling point of its most volatile ingredient. In distilling mixed fluids, the most volatile come over most rapidly, but the less volatile come over more rapidly than they would do at the same temperature if the more volatile were absent. A solution of liquids of different boiling points may be approximately separated into its constituents by regulating the heat of the boiler, or by using a series of condensers the temperatures of which are regulated.

Sublimation consists of the conversion of a solid into a vapour, and its reconversion to the solid state. Volatile solids may be divided into those which volatilize more or less at ordinary temperatures, and those which volatilize only at a high heat.

Sublimates are obtained massive by condensation on a surface not much cooler than the vapour. They are obtained pulverulent by condensation in a cold atmosphere.

LECTURE X.

FILTRATION AND PERCOLATION.

Filtering Media, Paper, Calico, &c.—Means of Expediting Filtration—Continuous Filtration—Pressure Filters—Filter Baths—Filtration through Charcoal—Percolation, Theoretical Considerations—Comminution required—Forms of Percolators—Displacement of the Absorbed Liquors—Strong Tincture of Ginger—Modes of Packing the Material—Conical Percolators—Displacement of Spirit by Water—Pharmacopœial Process.

FILTRATION is one of the many simple operations of pharmacy, which at first sight appears to require scarcely any comment; nevertheless, there is scope for the exercise of intelligence and ingenuity in its many useful modifications.

The process itself may be defined as the passing of a liquid through a porous solid, and its object the separation of suspended or dissolved matter. The solid may be a colander, sieve, or cloth of open texture, in which case the separation of large particles only can be effected, and the process is, for distinction, called straining. It does not separate fine particles or make a turbid solution bright. The filtering medium may be closer, such as a close calico, flannel, felt, paper, sand, pumice stone, asbestos, &c., when the object is to separate fine suspended matter, or charcoal, if the object is to separate matter held in solution.

Paper filters, with which you are all familiar, are made of coarse unsized paper for galenical purposes, or of fine unsized paper for fine precipitates. The coarse paper generally contains a mixture of wool, and is not pure enough for analytical

use, but is tougher, and filters many pharmaceutical liquids both rapidly and well. From its thickness, there is more loss by absorption, but as it permits a rapid passage of the fluid, there is little loss by evaporation. It is usually tough enough to bear the weight of a pint or two of liquid, while the thin paper would be burst in the throat of the funnel by such a volume. It is sometimes desirable to use a fine paper within a coarse one, thus combining the toughness of the strong paper with the fine filtration of the thin paper. A greater rapidity of filtration is thus obtained than if the fine paper only had been used. At other times a cone of perforated zinc may be put into the funnel, and the fine paper laid upon it, taking care, however, that such arrangement be not used for any liquid having a chemical action upon the zinc. Filtration will go on much more rapidly if the funnel is well selected as regards its shape, or the paper carefully folded to suit the funnel. If a circular paper be folded across its diameter, and then again at right angles, and opened out to form a cone, it represents the shape of a well-formed funnel. But if this be put into a common glass or earthen funnel, it will often be found that the funnel is either a more acute or a more obtuse cone, or that the sides are not quite straight, in which case the paper is apt to give way, or the flow of liquid to be impeded. I prefer to have the paper folded, so as to produce a cone very slightly more obtuse than the funnel, in order to throw as much of the pressure as possible upon the upper part of the funnel, the paper lying rather loosely upon the funnel at the lower parts. The difference, however, must be only slight, or the funnel will not sufficiently support the paper, and rupture will be risked. Various other modes of folding have been suggested, but none offering anything like general advantages.

The calico strainer and straining stand is the next most common and most useful filter for our purposes. I have already described it in speaking of precipitates, and I have now only to add that a variety of materials may be used

instead of calico, such as linen, flannel, felt, or paper laid upon calico, according to the nature of the fluid or the precipitate. If paper is to be used, it may have a few plaits folded at the edges, so as to give it a concave form, approaching the shape the strainer will assume when stretched with the weight of the liquid. It should then be put in its place and filled with water, to make sure that it adapts itself without bursting. Whatever may be the nature of the medium adopted for filtration, if the fluid contains sediment which deposits upon the filter, the sediment itself becomes part—and not unfrequently the most efficient part—of the filtering medium, but at the same time retarding the operation, it may be, to an inconvenient degree. Various devices have been adopted to expedite filtration when inconveniently slow. The principal causes of variation in the rate of filtration are as follows:—The filtration is quicker the more porous the medium, the thinner the stratum of the medium, the greater the pressure of the liquid upon it, the greater the freedom of the liquid from sediment, which might choke the medium, and the greater the mobility of the liquid.

It is obvious that some of these circumstances do not admit of change at our pleasure, others only to a small extent. Thus the porousness or openness of texture of the filtering medium will depend upon the fineness of the sediment to be separated; but we may at least avoid the use of a close texture when an open one is all that is required. Then, as regards the choking of the filter in any case where this is apt to occur, we may in some measure obviate it by allowing subsidence to take place, and decanting as much as possible of the fluid into the filter in a more or less clear condition, that there may not be a large bulk of fluid to filter after the medium has become choked with deposit. If slowness of filtration results from viscosity of the fluid, it may in most cases be accelerated by heat. This is very noticeable in the filtration of oils; but if the object be to separate the frozen portion of the oil from that which has a lower freezing point,

the application of heat would defeat the object in view. The principal contrivances which have been devised for expediting filtration depend upon the increased pressure which they maintain upon the fluid in contact with the filtering surface. The contrivances for maintaining a given temperature, though they may be used to expedite filtration, have been produced with the object of preventing crystallization, solidification, or other change in the liquid which might result from a fall in the temperature.

I will now draw your attention to some forms of pressure

Fig. 22.

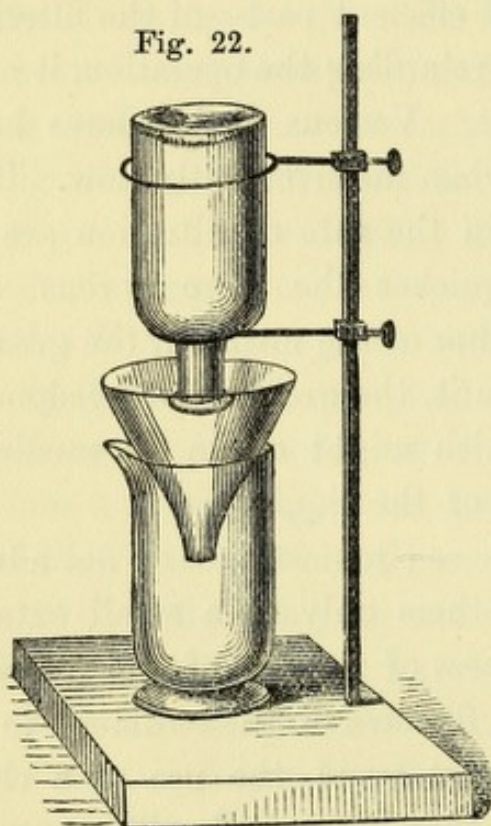
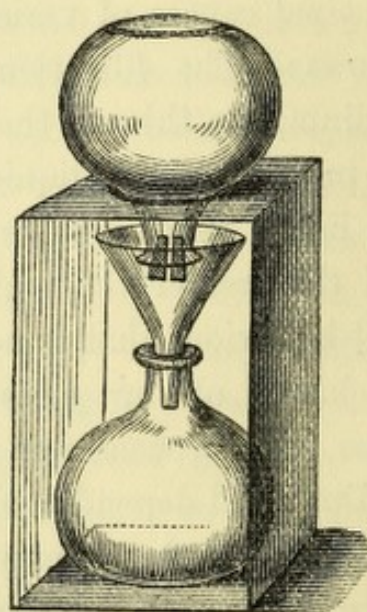


Fig. 23.



filters suited to pharmaceutical use, and then revert to filter baths. The first, the simplest, and most generally applicable of aids to rapid filtration is the automatic arrangement for continuous filtration. For small quantities, nothing more is necessary than to invert the bottle containing the liquid to be filtered, supporting it upon a retort stand as shown in Fig. 22, with its mouth in the liquid, at the level to which it is desired to keep the filter filled. The liquid in the filter acts as a valve, preventing ingress of air, without which the flow of liquid from the bottle to the filter cannot take place. As

the liquid in the filter sinks below the level of the bottle-mouth, a bubble of air enters and a corresponding portion of liquid flows into the funnel, so that the process is kept going on continuously, and as quickly as the pressure of a funnellful of liquid can make it, till the bottle is empty. To avoid splashing and waste of the contents of the bottle, it may be fitted with a perforated cork to restrict the flow, which might be inconveniently rapid during the inversion of the bottle. For quantities of half a gallon, or upwards, it is desirable to have a more substantial arrangement, as shown in the diagram (Fig. 23). A box with an open front has a hole made in the top, through which passes the neck of an inverted carboy containing the liquid to be filtered; inside the box a second carboy is placed to receive the filtrate, the filter consisting of the usual funnel and paper, supported by the lower carboy at such a level that the mouth of the upper carboy comes within the funnel a little below the level of the edge of the filter paper. Operating with vessels of this size, it is most convenient to have the upper one stopped with a perforated cork, the perforation itself being loosely plugged with a cork which can be removed when the apparatus is in working position.

The diagram (Fig. 24) represents a filter I adopted some years ago for filtering castor oil. It consists of a funnel, with a tube about 5 feet long. It is made of tin-plate, with a ring soldered round the bottom of the tube, to enable a filter-bag to be securely tied on. The bag is made of linen of a close texture, and is placed over a jar to receive the filtrate, the funnel being supported by a projecting ledge from a high shelf, and kept full of oil by an arrangement similar to the last. The pressure of the column of 5 or 6 feet of oil causes the filtration to go on pretty rapidly, and if the cloth be of close texture the result is satisfactory.

The diagram (Fig. 25) shows another arrangement upon a similar principle which I devised for filtering syrups, &c. It consists of two tin-plate funnels, connected by an india-

rubber tube, the upper having the same arrangement for keeping it full, the lower being of an obtuse form, and having the filtering material stretched over its mouth, which hangs downwards over a jar which receives the filtrate. The filtering medium may consist of either cloth alone, or paper and cloth. In the latter case, of course, the cloth is put outside to support the paper. If a large quantity is to be operated upon, the funnels may be reversed, the narrow one being below, and having a filter bag attached, similar to that used for oil in the last arrangement.

One disadvantage of both these plans is, that at the




Fig. 24.

B. S. P.'s Oil Filter.

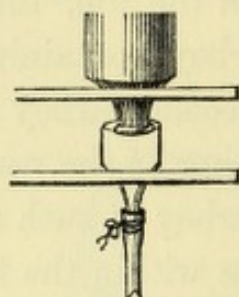


Fig. 25.

B. S. P.'s Filter for Syrup, &c.

conclusion of the process a portion of the liquid has to run through without the assistance of the pressure; and, unfortunately, that occurs at the time when the filter has become choked with deposit. Mr. Schacht has obviated this objection by a system which he introduced at the Pharmaceutical Conference in 1865. It is depicted in Figs. 26, 27, and 28, and consists of a tin funnel, *a a B B*, with an india-rubber tube, *H*, attached below. The funnel is made at two angles; in the upper part the sides are nearly parallel, in the lower part, *c c D*, the sides form about a right angle. Where these two parts join there is a ridge inside to support a

perforated plate, E, and upon this plate is placed the filter paper or cloth, cut circular and a little larger than the diameter of the funnel. The edges thus become turned up against the sides, and are kept in close contact with them by a tin ring, F, which is made so large that it just fits tightly into the bottom of the upper section, when the thickness of the paper or cloth is interposed between the ring and the sides of the funnel; it thus lies upon and within the turned up edges of the paper, and prevents any of the fluid escaping filtration. To work the apparatus, the filtering medium being fixed in place, the liquid to be

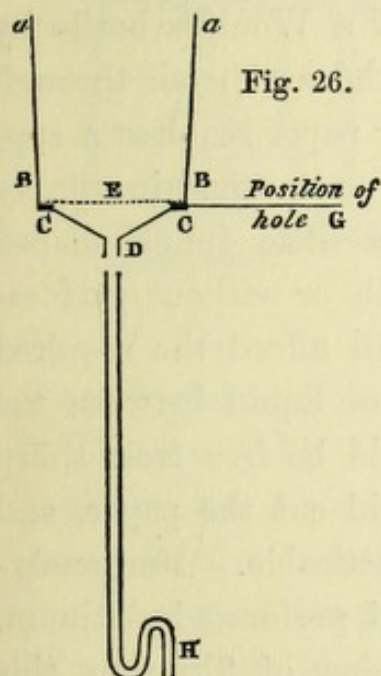
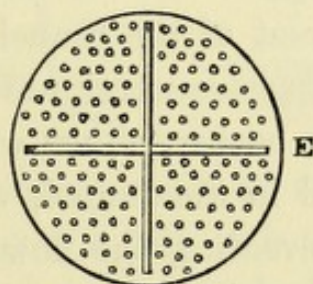
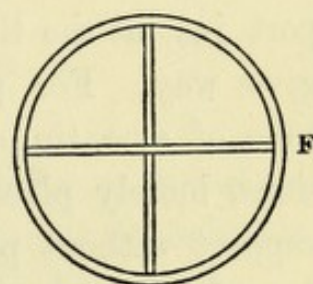


Fig. 26.



Perforated plate strengthened with cross bars below.

Fig. 27.



Ring with cross bars above.

Fig. 28.

Schacht's Filter. Conference 1865, Birmingham.

filtered is poured into the funnel, the india-rubber tube closed at H with a pinchcock, till the filtrate fills the tube and begins to appear at the hole in the lower part of the funnel at G. This hole is then plugged, and the pinchcock opened, which should result in rapid filtration till the whole contents of the funnel have passed through. The efficiency of this system depends upon atmospheric pressure. Under ordinary circumstances there is an atmospheric pressure upon the liquid in the filter, amounting to 15 lbs. on each square inch, but this is balanced by an equal pressure in the opposite direction, exerted through the opening in the neck of the

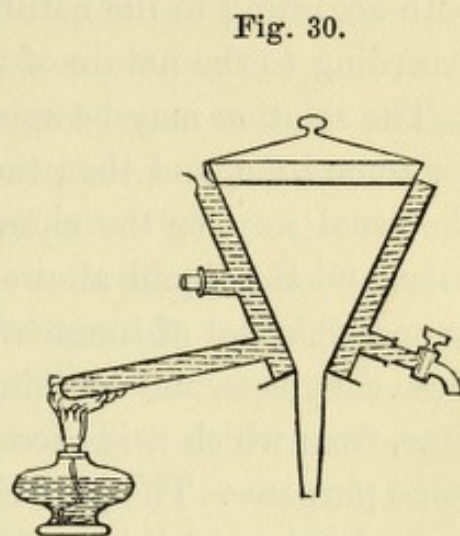
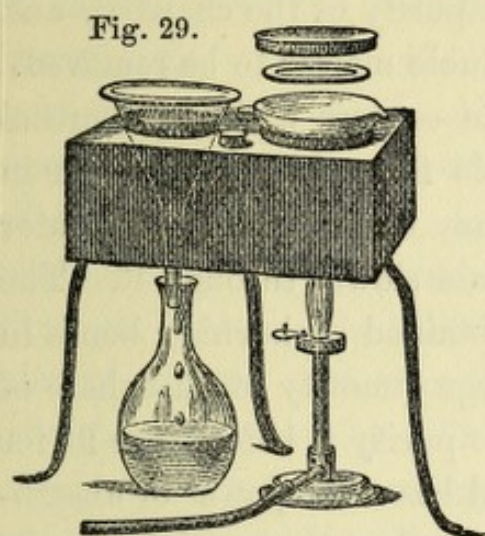
funnel; but when the long tube is attached, the under pressure is diminished to the extent of the weight of the column of liquid contained in the tube. Professor Attfield has stated that there are other forces in operation; but we have not at present time to enter into a discussion of this question, and I may just state that the efficiency of this mode is said to be as great as that in which the pressure column is above the filter, with the advantage that it does not cease to act till the last portion of fluid has been forced through, but in some respects it is not quite so simple in management.

Another method by which we can readily expedite filtration, is to fit a funnel to one neck of a Woulff's bottle by means of a perforated cork, and to withdraw the air through the other neck. In this case the filter paper requires a support just at the throat of the funnel, or it would inevitably give way. For pharmaceutical use a little funnel-shaped cone of zinc, tin, or copper, either with or without perforations, loosely placed in the funnel, will afford the required support without preventing the flow of liquid between the funnel and the cone. The cone should be free from sharp projections or roughnesses, which would cut the paper, and should fit the funnel as closely as practicable. For analytical purposes these cones are made of perforated platinum, but for most pharmaceutical liquids slow of filtration, this refinement is unnecessary. The air may be drawn from the second neck of the bottle by the mouth through a second tube fitted by a perforated cork, and having a feeding-bottle valve to prevent the return of the air; when the physiological air-pump is not powerful enough, a Sprengle-pump or water-jet aspirator may be used, but the rough-and-ready expedient is the more likely to be of frequent service.

Filter presses, which are indispensable in many manufacturing operations, are rarely useful in the ordinary work of the pharmacist, the labour involved in putting them into operation, and subsequently in cleaning, forbids their use in any but considerable operations.

Filter baths are used for keeping filters hot while hot saturated solutions are being filtered, or to prevent the solidification of some body which has been liquefied by heat, such as lard, wax, ointments, &c.

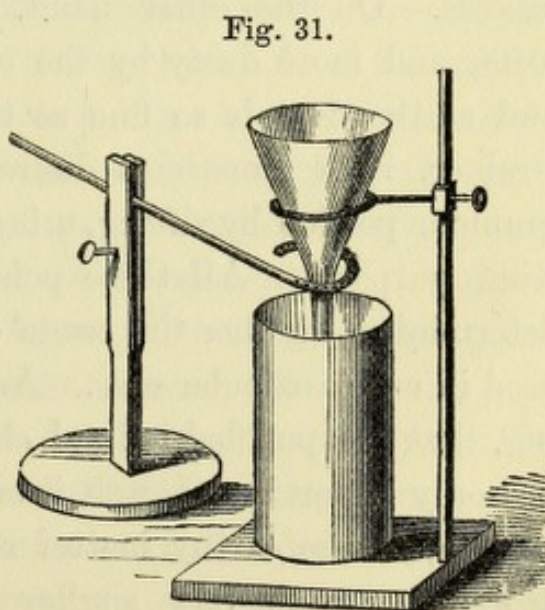
The first (Fig. 29) consists of a box of tin-plate or copper, containing water kept boiling by a spirit lamp or gas flame



below. There is a conical space to receive a funnel, and space in the top to receive a flask or beaker of the solution.

The next (Fig. 30) represents a double funnel, the space between the two portions being filled with water kept hot by a spirit lamp applied to a projecting tube.

Fig. 31 represents an arrangement in which a funnel is kept hot by a ring of gas jets placed below it, without the intervention of water. I have found it answer quite well for filtering ointments, &c., if carefully employed, attention being paid to using as little gas as may suffice, and not bringing it in too close proximity to the funnel.



Filtration, with the view of removing substances held in

solution, is generally effected by passing the liquid through a considerable stratum of animal charcoal, which has the power of absorbing or attaching to itself in some way many soluble substances. This property is possessed by other materials besides charcoal, though not to such a noticeable extent, and the action exerted by charcoal varies very much in degree, both according to the nature and purity of the charcoal, and according to the nature of the soluble matter to be removed.

The solution may be agitated in contact with the charcoal for some time, and then the whole filtered through paper in the usual way, or the charcoal may be put into a percolator tube, and the liquid allowed to pass slowly through it. The animal charcoal of commerce is obtained by burning bones in close chambers, and contains a large quantity of phosphate of lime, from which it is necessary to purify it before it is fit for some purposes. The pure charcoal has more power of absorbing colouring matters and alkaloids than that containing the phosphate of lime, and when it is necessary to redissolve an alkaloid which has been absorbed by the charcoal, of course the presence of phosphate of lime would interfere with the process. On the other hand, the charcoal becomes much softer and more dusty by the extraction of the bone earth, and as the dust is so fine as to pass through an ordinary strainer, it is sometimes desirable to separate it from the granular portion by sifting, using the latter only for decolourizing purposes. All these points have to be considered in determining whether the crude or the pure article should be used in any particular case. And it may be noticed, in passing, that the purified animal charcoal of the Pharmacopœia has only a portion, though it ought to be much the greater portion, of the earthy matter removed.

Percolation is very similar to filtration in its physical relationships, but is the converse of filtration in its object.

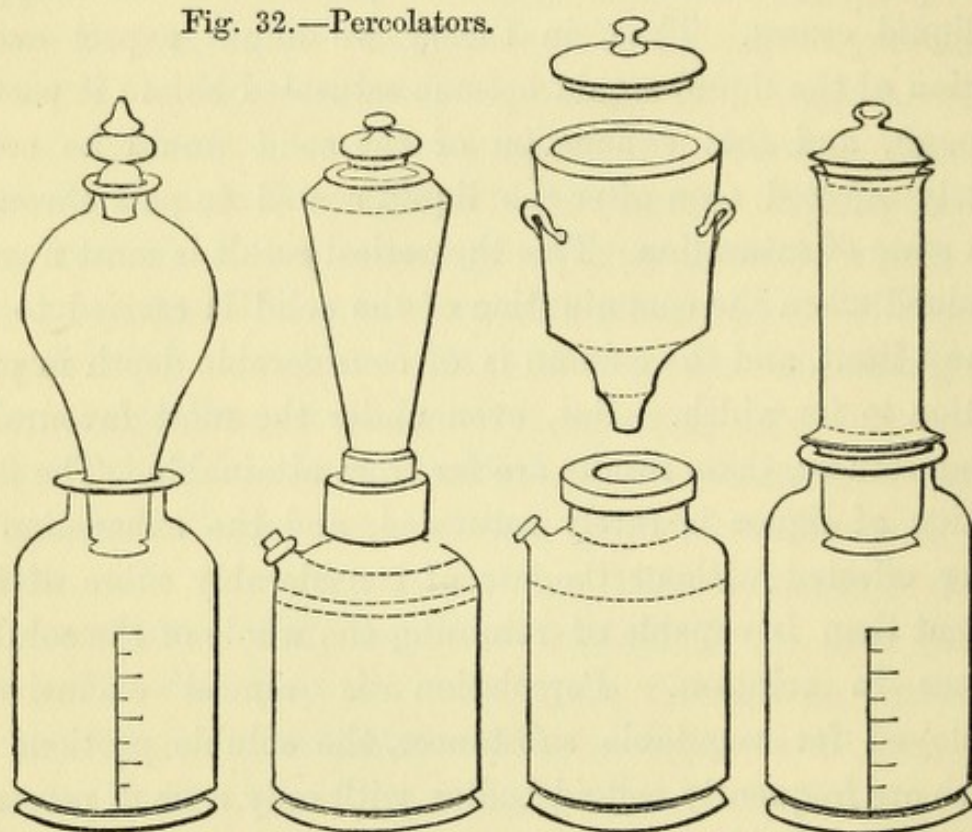
Filtration is the passing of a liquid through a solid, with the view of the solid *separating* something from the liquid; percolation is the same operation, with the view of the solid

imparting something to the liquid. The solid body being reduced to a powder, rough or fine, according to its nature, and packed in a suitable vessel, the liquid is poured upon it, and, as it gradually descends, each particle comes in contact with a succession of different particles of the solid, and becomes more and more strongly impregnated with the soluble matter, till it escapes from the bottom. The solid particles also are brought in contact with a continual succession of fresh portions of the solvent, and part with some of their soluble matter to each, till exhaustion is completed, or till the supply of liquid ceases. Thus, in theory we might expect every portion of the liquid would become saturated before it passed through, and that exhaustion of the solid would be completely effected soon after the liquid ceased to pass through in a state of saturation. This theoretical result is most nearly obtained when the comminution of the solid is carried to its utmost limit, and the column is of considerable depth in proportion to its width. But, even under the most favourable circumstances, these results are far from attainable. The first portion of liquor is rarely saturated, and the exhaustion is never effected without the use of considerably more of the solvent than is capable of retaining the whole of the soluble matter in solution. Percolation is almost exclusively employed for vegetable substances, the soluble portions of which are frequently colloid bodies, with only a small percentage of crystalloids, and if a saturated solution were obtained, it would usually have such a degree of viscosity as to stop the percolation; besides which, the solution of colloid bodies goes on with much less regularity and certainty than crystalloids. This viscosity impedes the percolation the more in proportion as the comminution is more perfect. It is, therefore, rarely practicable to use very fine powders, and the imperfectness and slowness of solution increase in proportion as the comminution is less perfect, so that the theoretical results are *never* obtained and *rarely* approached.

Fibrous materials which do not contain any large proportion

of viscid matter may be reduced to the finest possible powder with advantage. Cinnamon, ginger, yellow cinchona, &c., cannot be too fine. Mucilaginous roots, such as rhubarb and gentian, must be in a much rougher powder. Myrrh, opium, and similar substances are not readily percolated, unless the most of the soluble matter has been extracted by a previous maceration, and decantation of the liquor from the insoluble; the exhaustion of the residue may then be finished by percolating a fresh portion of spirit. In all cases where the

Fig. 32.—Percolators.

York Glass Company's
new form.

Ayloff's.

Deane's.

York Glass Company's
old form.

roughly bruised substances are to be operated upon, it is advisable to combine some form of maceration with the percolation. This may either be done, as in the pharmacopœial mode of making tinctures, by macerating the ingredients in part of the spirit for two days with agitation, and then transferring to the percolator, or by conducting both parts of the process in the percolator. For this latter method percolators are made with a provision for stopping the flow of liquid at pleasure; Mr. Deane's percolator being

provided with a tap at the bottom of the tube. The York Glass Company's is made with the tube fitting air-tight into the reservoir by grinding, as a stopper is ground into a bottle, but with a flat portion or notch reaching a little more than half-way along one side of each of the two ground surfaces, the notch on the receiver extending from the top of the ground surface a little more than half way down, and the notch on the tube extending from the bottom a little more than half way up. If these two notches are brought in juxtaposition there is an opening for the air to escape from the receiver, but in any other position the fitting is air-tight. The top of the tube is stopped, and notched in the same way. The percolation is stopped by making either of these junctions air-tight, as the liquor will not run into the receiver unless there is egress for the air, nor will it run out of the tube unless there is ingress of air to the upper portion. We may call these adjustable joints, valves. Supposing the lower valve to be shut, and spirit be poured upon the contents of the tube, it will only work its way down by capillary attraction, and by virtue of the compression the air undergoes from the weight of the spirit. If the lower valve be then opened the spirit will flow through, but may at any time be arrested to allow of maceration going on in the tube. Supposing it takes half a pint of spirit to moisten the contents of the tube, and half a pint more to fill the interstices between the particles, the interstitial half-pint will soon become strongly impregnated with the soluble matter, even though it does not penetrate into the cellular spaces of the vegetable to be exhausted—its impregnation depending upon the surfaces of particles exposing soluble matter, and upon the diffusion which takes place through the tissues of the vegetable where they are not ruptured. A third half-pint being poured into the tube, and the valve opened, the interstitial half-pint will run through, its place being taken by the new portion of spirit. But this action is not perfect; a portion of the original interstitial spirit may be retained in the mass; a

portion of the intercellular spirit may have come through, together with a portion of the freshly-added spirit. It is not to be expected that the new addition can precisely take the place of that which is draining out, without any mixture of the two taking place. We have evidence that considerable admixture takes place, even under the most advantageous circumstances, as seen in the following experiments: A quart of fine sea sand requires half a pint of fluid to fill its interstices. The sand being put into the percolator, and half a pint of liq. potassæ permanganatis being poured upon it, is entirely held by capillary attraction between the particles of sand. Here we have the interstitial half-pint without any intercellular liquor, or any soluble matter not already dissolved, to interfere with the observation, and have, consequently, the most favourable circumstances for obtaining a clear replacement of the liquor by a like bulk of pure water being added. But the addition of half a pint of water does not carry through the whole of the coloured liquor. A second half-pint of pure water being added to remove the first, drives out a highly-coloured solution. A third measure of pure water being added, a pale solution percolates, but even now not absolutely colourless. This being the case with a material each particle of which is a smooth quartz pebble, how much more is it likely to be the case where each particle of the material is a porous mass like a sponge, or a fragment of wood? and if the interstitial liquid is so imperfectly displaced, how much more difficulty must there be in displacing the liquid which has been absorbed into the cells and tissues of the material? This must necessarily take much time, and must depend greatly upon liquid diffusion, and this in the greater degree as the material is in larger particles. Consequently, in percolating roughly comminuted materials, it is desirable to add the spirit in separate portions, allowing each some time to macerate before it is displaced by its successor. There is probably no tincture for the preparation of which percolation is so clearly suited as the strong tincture

or essence of ginger of the British Pharmacopœia. It may be taken as an illustration of what the process is capable of performing under favourable circumstances.

The official instructions are to pack the powdered ginger tightly in the dry state, and then to pour upon it a portion of the spirit equal to half the ultimate product. After this has been in contact with the ginger for two hours, more spirit has to be added, and the percolation slowly continued till two fluid ounces of tincture have been obtained for each ounce of powder used. If the ginger be finely powdered, closely packed, and the percolator tube narrow in proportion to the quantity operated upon, so that the spirit has to percolate a depth of 10 or 12 inches, its downward progress becomes at last very slow, the tincture may be viscid from the quantity of resinous matter dissolved, and too thick to progress satisfactorily. This must be prevented by selecting the size and shape of the percolator so as to avoid such an excessive depth in the column. Some operators prefer to mix the powder for a tincture with as much spirit as reduces it to a creamy consistence, and in this condition pour it into the percolator, allowing it to pack itself, which it usually does sufficiently closely and in a more uniform state than can be readily done by dry packing. It also avoids the excessive viscosity which I have just noticed as sometimes giving trouble, but it is better suited to cases where the quantity of spirit is greater in proportion to the dry materials than in the formula under consideration, because more than one-half the spirit would in this instance be necessary to reduce the powder to the required condition, leaving an insufficient quantity for subsequent percolation to insure satisfactory exhaustion. A third method of packing is to rub the powder with just so much of the solvent as suffices to reduce it to the state of a moist powder. It is said that this expedient prevents the chance of unequal percolation, which is sometimes observed in dry packing, the fluid passing down one side more freely than the other, and finding a channel of least resistance,

resulting from some slight inequality in the packing. The testimony in favour of each method is so nearly equal that I am inclined to think all may be successfully worked by careful manipulation. My own experience has only led to conviction upon one point, namely, that the powder, if moistened beforehand, must not be worked into a paste; the quantity of fluid must either be so small as to result in simply moistening the powder, or so large as to reduce it to a creamy state—the intermediate pasty condition almost certainly resulting in complete stoppage of the process.

I have also repeatedly observed that the material packed in the creamy condition contracts more uniformly towards the end of the process, and is less apt to crack in doing so, and thus leave open spaces. The form of the percolator is a matter of some moment, especially when the ingredients are packed dry; many substances swell considerably when moistened, and if they have not room allowed for expansion, become so tight that the liquid will not percolate at all. Others contract considerably when exhaustion is nearly completed, so as not to fill the space they were at first packed in. They then leave fissures through which the spirit will pass without permeating the mass. Both these contingencies are provided against by using a conical vessel. The contents of a funnel, if they expand, will rise in the middle without becoming choked, and when they contract, will sink into the funnel without leaving spaces. The column of material in a funnel is rather short in proportion to its bulk, but this is in part compensated for by the contents of the wide portion being always acted upon by the fresh spirit which has its solvent action unimpaired. Vessels prepared especially for percolation are usually of a more acutely conical form, such as those of the York Glass Company, or Mr. Deane's, as made by Doulton and Watts. The form is of less consequence when maceration and displacement are combined, as directed in the Pharmacopœia for tinctures generally.

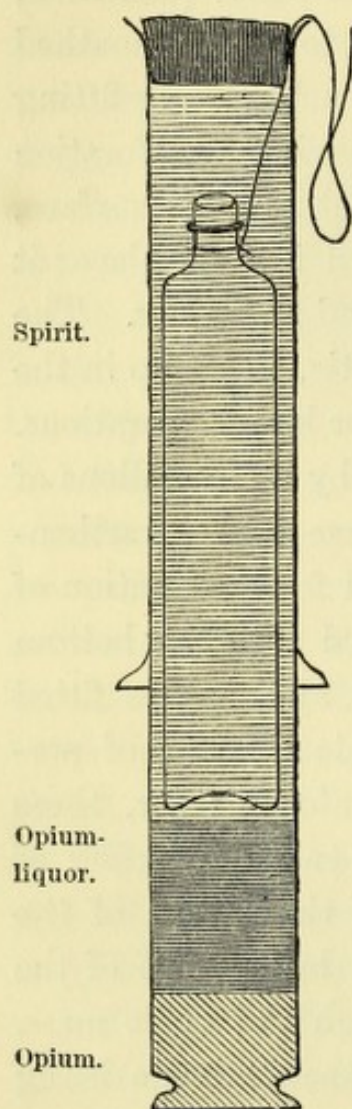
Every pharmacist will have a percolator or two suited to

his usual requirements, but every pharmacist will also have occasionally to employ larger or smaller percolators, and it is convenient to be able to extemporize an efficient piece of apparatus from common utensils; the conical chimney of a lamp makes a very good percolator for small quantities; it may be fitted, by means of a large bung, to a wide-mouthed bottle for a receiver, and should have a smaller bung fitting loosely into the narrow end. The bung having a perforation in the centre, and a few deep grooves cut into its surface, should be covered with flannel and pressed into its place; it thus acts as a support for the materials and a strainer. The neck of a broken retort or champagne bottle, fitted up in the same way, acts very well for smaller and for larger operations. Percolations of a few pounds of material by a few gallons of water, I have worked satisfactorily in coarse conical earthenware jars, such as are used for honey, and for importation of Lucca oil. They may have a hole drilled into the bottom with a file or other hard steel instrument, and may be fitted with an india-rubber teat or tube to guide the flow of percolate. Before packing the materials into this jar, there should be laid upon the bottom one or two thicknesses of flannel, cut to about the size and shape of the bottom of the jar. These not only strain the percolate, but permit of the percolation going on pretty equally through the whole mass, as they drain the whole area, instead of the drainage being limited to the point where the tube is inserted. For larger operations still, I have worked satisfactorily with a 100-gallon cask, fitted with a perforated false bottom, covered with calico, and supported with cross bars just above the tap. The false bottom requires packing round the edge with tow to prevent the materials getting below and choking the tap.

I have used a little modification of the ordinary percolation process, with considerable advantage in the analysis of opium, and some other operations on small bulks. Its nature and merits will be best shown if I describe here the mode of exhausting one or two hundred grains of opium.

Rub the lump opium with its own weight of water to as smooth a pulp as possible, if necessary with the aid of a gentle heat; add spirit equal to about three times its weight, and

Fig. 33.



transfer to a percolator tube which is furnished with a loosely-fitting inner tube closed at both ends for increasing the hydrostatic pressure. A phial, filled with water and corked, answers well for the inner tube, a string being tied round the neck by which it may be let down gently till the bottom of the phial just touches the surface of the opium-liquor; its position may then be fixed by pressing the string between the side of the tube and a cork wedge. When thus arranged, more spirit may be added till a column of 6 or 8 inches is obtained without disturbing the marc, or mixing to any appreciable degree with the opium liquor, and without using more spirit than is required for the exhaustion of the opium.

To quote one experiment in illustration, 200 grains of a soft sample of Turkey opium treated thus, a head of 8 inches pressure was obtained. In four hours, 4 oz. of percolate had passed through, which contained 98 per cent. of the morphia present; another ounce practically finished the exhaustion. Similarly satisfactory results have been obtained in working upon finely powdered rhubarb and other drugs, where the fine state of division necessary for a thorough exhaustion with a small quantity of solvent is apt to make the percolation sluggish.

Attempts are sometimes made to economize spirit, by using water to displace the last portion, which would otherwise be retained by the exhausted material. What I have

said regarding the impossibility of getting a perfect displacement of the first portion, by the second portion of spirit, will apply with greater force to the attempt to displace a pint of absorbed spirit by the addition of a pint of water. The disposition which water and spirit have to diffuse into one another, the difference in their gravity, which gives a tendency to the spirit to rise in the water where they come in contact, the greater affinity which vegetable tissues have for water than for spirit, giving them a tendency to swell and choke the percolator, are all objections to the use of water for displacing the spirit; but these objections do not apply with equal force in all cases. I have succeeded with approximately good results in the case of powdered ginger, but when operating upon powdered cinchona, there was more appearance of mixture taking place—a mixture which might readily escape notice, as it was not sufficient to make the tincture turbid; but at the same time it must be admitted that it reduced the alcoholic strength of the tincture, and could not be considered legitimate in an official preparation. The directions of the Pharmacopœia now enjoining pressure after percolation, conveniently economize the greater part of the spirit. If a more rigid economy is still desirable, distillation may be had recourse to.

I have already made several allusions to maceration, and need now only add that frequent agitation is necessary to make the process thoroughly efficient. The marc of a tincture, prepared by maceration and expression, will, of course, retain a certain small portion of tincture which no amount of pressure can expel, and in this case the loss must be a loss of tincture at least as strong as the bulk, and the only essential difference between the economy of the two processes is, that in many cases the loss, in case of percolation, is only a loss of spirit, or of very weak tincture, while the loss by the process of maceration is that of a tincture of full strength. The combined process now in use is superior to either separate system in convenience,

economy, simplicity, general applicability, and the quality of the results.

An arrangement of apparatus for the new process is described by Professor Redwood, in the *Pharmaceutical Journal* of May, 1864, by which the necessity for agitation is avoided, the ingredients being suspended in a bag, from which they do not require to be removed till the processes of maceration, percolation, and expression are all complete.

QUESTIONS FOR EXAMINATION.

Describe the nature and objects of filtration.

Describe the different arrangements for expediting filtration.

How does filtration through animal charcoal differ from filtration through most other media?

What precaution is necessary when an absorbed alkaloid is to be extracted from the charcoal by the subsequent use of an acid?

What is the essential difference between pharmaceutical percolation and filtration?

What materials are most suitably exhausted by percolation?

What kinds of materials require fine comminution, and what kinds require coarse?

How would you operate to make tincture of opium or myrrh by percolation?

Can the spirit absorbed by the marc of a tincture be satisfactorily forced through by percolating an equal bulk of water?

RECAPITULATION.

Filtration consists of passing a liquid through a porous medium, with the object of separating suspended or dissolved matter.

Filtration may be expedited by arrangements for keeping the filter constantly full, for increasing the pressure of the liquid upon the filtering medium, and for maintaining an increased temperature.

Animal charcoal has the power of abstracting from solution many materials when held by feeble solvents, and of yielding them up to solution again when subjected to more powerful solvents. The presence of phosphate of lime in the British Pharmacopœia purified animal charcoal must be guarded against in some of these applications.

Percolation is the passing of a liquid through a porous and comminuted solid, with the object of extracting soluble matter. It is most suited to substances which are not of a mucilaginous character, and do not form viscid solutions with the required solvent. Woody materials may be finely powdered for percolation; substances yielding a viscid solution should be more roughly comminuted, and should be macerated in a portion of the solvent before being submitted to percolation. For roughly comminuted materials alternate maceration and percolation is most advantageous. The successive portions of solvent added do not, under any circumstances, precisely displace the portions which preceded them.

LECTURE XI.

OFFICIAL PHARMACY.

Pharmacopœial Preparations—Making or Buying—The Pharmacopœia—Mode of Studying—Official Powders in Order—Official Pills—Proportion of Active Matters—Dose—Excipients—Essential Oils used—Mode of Mixing—Modification of Excipients—Official Pills in Order.

THE PHARMACOPŒIA.

AN important part of the pharmacist's duty is the preparing of official compounds from the formulæ of the Pharmacopœia. Every one must decide for himself which articles he should make, and which he should buy ready made; but I may lay it down as a commendable rule, to make occasionally as many preparations as possible, and from a comparison of the home-made with the purchased preparations, to determine which may be bought when you have not leisure to make them. In the public discussion of this question, attention has been principally directed to the query, "Does it pay?" and if we were guided by pecuniary considerations only, we might promptly conclude that the work would be most economically performed by considerable division of labour, each pharmacist making only a very limited number of articles, and each buying and selling with his neighbours; but in this way each would be learned in his own branch, and ill-informed in others. It is most desirable that you should have such a practical acquaintance with pharmaceuticals prepared by yourselves, with every attention to accuracy, as would insure your detecting defects should they occur in purchased goods.

Chemicals which are of a sufficiently definite character to be criticised without this sort of "personal acquaintance" may usually have their quality satisfactorily guaranteed by subjecting them to the examination indicated in the paragraphs headed Characters and Tests, which are appended to their name and definition in the Pharmacopœia.

In the critical examination of any work, the method of procedure will be much influenced by the object of study, especially in a work like the Pharmacopœia, which may be studied in connection with the natural classification of the substances yielding medicines, which would be most suitable for the study of *materia medica*; or, according to their therapeutic actions, which would be most instructive to the medical student, or according to the nature of the process and the physical condition of the product, which is the classification most advantageous to the pharmacist, and according to which I now propose to treat of the most of its contents in as brief a manner as possible, and to notice in detail a few typical and a few exceptional cases in each division of my subject.

I make no attempt to supersede the Pharmacopœia, and prefer that my readers should work from the official instructions, simply accepting my comments as supplementary; I therefore do not think it desirable to increase the bulk of this work by quoting the Pharmacopœia at length, though the value of my remarks will depend greatly upon their being read in conjunction with the official text.

Though the number of drugs that are used in powder is almost countless, the number of official powders is not large, probably from the facility of extemporizing almost any combination of powders that may be desired. Had our time been unlimited, we might profitably have devoted a little attention to powders, simple or compound, which do not appear in the official list, but we had probably better confine our consideration at present to the powders of the Pharmacopœia.

Pulvis Amygdalæ Compositus

Contains sweet almonds, 8 oz.; sugar, 4 oz.; gum acacia, 1 oz. It is always desirable to use Jordan almonds, as the similarity in shape between sweet Valencia and bitter almonds, is so great as to risk their occasional mixture, or even the substitution of the one for the other, a mishap which could not occur if Jordan almonds were habitually used. A few minutes' immersion in hot water, or a long maceration in cold, softens and expands the skin of the almond, so that it may be easily rubbed off between the finger and thumb. The shorter the immersion the better, so long as the skin becomes soft and loose enough for removal. If the almonds absorb much moisture, they are more difficult to powder, and the powder, when obtained, is apt to become mouldy with keeping; consequently, we are instructed to dry the almonds with a cloth, and if they have been long in the water, it is also better to allow them to dry by exposure to the air. The instruction to rub them lightly to a smooth consistence can scarcely be followed literally if the operation be performed in a mortar. They require beating and heavy rubbings to reduce them to a smooth, pulpy condition, which is converted into a granular powder by a light rubbing afterwards. The powdery condition of the compound is further improved by the addition of the sugar and gum; these absorb the oil, which is always more or less set free before the almonds can be rubbed or beaten smooth. It is directed to be kept in a lightly covered jar; but, if well prepared, it will keep well in any kind of jar, but should not be kept in paper, as it would in that case lose part of its oil, and the remainder would become rancid.

Pulvis Antimonialis

Is now a definite compound of one part of oxide of antimony with two parts of phosphate of lime, instead of the rather uncertain product of a similar nature which was formerly obtained by calcining sulphuret of antimony and hartshorn shavings.

Pulvis Catechu Compositus.

Catechu	4 oz.
Kino	} Each 2 oz.
Rhatany	
Cinnamon	} Each 1 oz.
Nutmeg	

In this powder we have 4 oz. of catechu in 10, but as the kino and rhatany are both powerful astringents, we may say that the proportion of active astringents is 8 parts in 10.

There is a direction regarding the preparation of many of the pharmacopœial powders, that they are to be passed through a fine sieve, and finally lightly rubbed in a mortar. The object of this proceeding is to insure the absence of knots of any of the simple powders in the compound. Suppose, for example, that they were all separately kept in stock, finely powdered, and that the catechu had run together into knots, even a long-continued rubbing might fail to make the mixture perfect. Unless recourse were had to sifting there would be little knots of catechu visible in the mixture. These knots would be broken by passing through the sieve, but as the other powders which did not happen to be knotted would pass through more freely, the portion first sifted would contain less than its legitimate quantity of catechu, and the last portion more. A light rubbing in the mortar, however, would suffice to make the sifted product quite uniform.

Pulvis Cinnamomi Compositus,

Also called *pulvis aromaticus*, now contains only cinnamon, cardamoms, and ginger in equal parts—the long pepper which it formerly contained being omitted from the present formula.

Pulvis Cretæ Aromaticus.

Cinnamon	4 oz.
Nutmeg	} Each 3 oz.
Saffron	
Cloves	1½ oz.
Cardamoms	1 oz.
Sugar	25 oz.
Chalk	11 oz.

This must not be confused with the last, which is an aromatic powder without chalk or sugar. It is also necessary to observe that it is much more aromatic than the old aromatic confection which it has displaced.

The nutmeg and cloves which it contains are not readily reduced to a fine powder by themselves, unless with the loss of a portion of their essential oils, but if rubbed with a portion of the sugar, the grinding is facilitated, and the sugar absorbs the oil. The colour also depends very much upon the mode of operating. If the instructions of the Pharmacopœia have been literally obeyed, the product is a pale buff powder; but manufacturers prefer to see the colour of the saffron developed, which is accomplished by rubbing the powdered saffron with twice its weight of water, and then adding some of the other powders—in preference the chalk and sugar only, and when thoroughly mixed, drying, re-powdering, and lastly, adding the spices. In this way a full bright yellow is produced. The quality of the powder cannot be judged by its colour. This is not even a guide to the proportion of saffron it contains, upon which its commercial value greatly rests; and the medicinal value, which depends upon the aromatics and the chalk, is better judged of by its odour and taste.

Pulvis Cretæ Aromaticus cum Opio.

This is the same as the last, with the addition of opium, of which it contains 1 part in 40.

*Pulvis Ipecacuanhæ Compositus, commonly called
Dover's Powder,*

Contains 1 part of ipecacuanha, and 1 of opium in 10, the remainder being sulphate of potash, used to facilitate the division of the powerful drugs and give bulk to the product.

This preparation being used mainly as a diaphoretic, it is sometimes prepared with nitrate of potash instead of sulphate, the former salt being supposed to increase its action upon the skin.

Pulvis Jalapæ Compositus.

Jalap	5 oz.
Cream of tartar	9 oz.
Ginger	1 oz.

This contains 1 part of jalap in 3 ; but, unlike the last, the saline adds to its activity both as a purgative and diuretic.

Pulvis Kino Compositus.

Kino	3 $\frac{3}{4}$ oz.
Opium	$\frac{1}{4}$ oz.
Cinnamon	1 oz.

This is one of the various compounds in which opium is hidden under the "Co." Besides kino, it contains one-fortieth of opium and one-tenth of cinnamon.

Pulvis Opii Compositus.

Opium	1 $\frac{1}{2}$ oz.
Black pepper	2 oz.
Ginger	5 oz.
Caraway	6 oz.
Tragacanth.	$\frac{1}{2}$ oz.

This contains one-tenth of opium, combined with pepper, ginger, caraway, and a small quantity (one-thirtieth) of tragacanth, which gives it a suitable consistence when mixed with syrup to form a confection. The confection contains so much syrup as to reduce the proportion of opium from one-tenth to about one-fortieth.

Pulvis Rhei Compositus.

Rhubarb	2 oz.
Magnesia	6 oz.
Ginger	1 oz.

This is the rhubarb, magnesia, and ginger so well known under the name of Gregory's Mixture, the proportion of the ingredients, however, being a little varied. The official proportions are—ginger, 1 ; rhubarb, 2 ; magnesia, 6. Dr. Gregory's original form was—ginger, 1 ; rhubarb, 2 ; magnesia, 8. On the other hand, it is sometimes made with less

of the magnesia, viz., in the proportion of 1, 2, and 4, respectively.

This powder is sometimes exceedingly difficult to mix with water; this difficulty arises almost entirely from oil in the rhubarb forming an insoluble soap with the magnesia. Earthy soaps are exceedingly repellent of water; indeed, so much so, that many so-called water-proof fabrics depend entirely on their being impregnated with soaps of this character for their power to turn the rain. The oil is not a legitimate constituent of the rhubarb, but is commonly added in the grinding to improve the colour and appearance of the powder. The trouble which the pharmacist experiences in this particular is a penalty he pays for attaching an exaggerated importance to beauty of colour.

Pulvis Scammonii Compositus.

Contains scammony, 4; jalap, 3; ginger, 1. It is consequently one-half scammony. The pure resin is not ordered in this case, though it might be used with equal advantage. The odour would in that case be different from the preparation with native scammony.

Pulvis Tragacanthæ Compositus.

Tragacanth	} Each 1 oz.
Acacia	
Starch	
Sugar	
						3 oz.

This contains one-sixth of tragacanth. It is used principally for promoting the suspension of heavy powders, such as subnitrate of bismuth, when prescribed in mixtures. It mixes with water more readily than the simple tragacanth, the sugar dividing the gums, and rendering them less liable to run into knots. The gum arabic has the same object as the tragacanth, but is much less efficacious; and the starch being insoluble in cold water, can only aid a little by dividing the denser sediment when a mixture has stood at rest for some time.

The comparative value of tragacanth and acacia for aiding suspension may be noted from the fact that tragacanth mucilage of the Pharmacopœia is as viscid as the mucilage of acacia, which contains 32 times as much gum—the former being 1 drachm in 10 ounces, the latter 4 ounces in 10.

PILLS.

The pill masses of the Pharmacopœia are in many cases evidently devised with the view of their being divided into 5-grain pills—the dose being usually indicated as 5 to 10 grains; but the proportion of the active constituents is frequently not arranged in any simple numerical relation to 5 grains. Thus a 5-grain compound calomel pill contains 1 grain of calomel and 1 of sulphuret of antimony; gamboge pill contains 1 grain gamboge in 5 of the *dry* materials. So of compound soap pill, there is 1 grain of opium in 5 grains of the *dry* materials—the exact proportion of the active ingredient in a 5-grain pill being interfered with in these two cases by the syrup used in one case and the water in the other, to give the requisite pilular consistence.

There are various masses in which the active ingredient has some other numerical relation. Thus, in the aloetic masses, the proportion of aloes is 2 in 4; in aloes and assafoetida pill, the proportion of each ingredient is 1 in 4 of the mass; in blue pill we have 1 part of mercury in 3 of the mass; in lead and opium pills, the proportion is 1 of opium in 8, and 6 of acetate of lead in 8. In these instances the doses are, of aloes and assafoetida, 5 to 10 grains (though the proportion is 1 in 4); of blue pills, 3 to 8 grains (though the proportion is 1 in 3); and of lead and opium, 3 to 5 grains (though the proportions are 1 and 6 in 8); of aloetic pills, 5 to 10 grains (though the proportion is 2 to 4).

This apparent want of harmony is, however, of no moment, for it is easier to remember the dose of a pill mass than to remember the dose of each ingredient and the proportion contained in the mass.

The most usual excipients are soap, confection of roses, and treacle. Soap is considered advantageous in promoting the solution or emulsification of aloes and other resinous drugs. Conserves of roses and treacle have both the property of retaining the mass in a moist condition; the former has the advantage over the latter in giving the mass that species of firm plasticity which enables the pills to retain the shape given to them.

Several of the masses contain essential oils, which are added with the view of correcting the griping tendency of the purgative, or of relieving flatulence. They also impart a characteristic odour. Thus we might recognize the pill of Barbadoes aloes by its odour of caraways, while the pill of socotrine aloes smells of nutmegs; rhubarb pill of peppermint; and colocynth pill of cloves. As a general rule, all the dry ingredients of a pill mass should be separately powdered and mixed together before the excipient is added. There is less certainty of uniformity if the excipient is added before the powders are mixed, and there would be great difficulty in making a smooth, homogeneous mass if a material like aloes or gamboge were added in broken lumps. In some of the pharmacopœial formulæ this mode of procedure is inculcated, in others the instructions are less definite, and in several instances other methods are precisely indicated.

The selection of an excipient will be determined by several considerations. We must first consider whether it is calculated to promote or preserve the action of the important constituents of the pill, and not in any case to decompose or interfere with them. In the next place, we must consider whether the product is to be preserved in the massive condition, to be divided, or combined with other masses, as occasion may require, in which case the excipient should be such as to prevent it becoming hard or crumbly. Again, if the mass is to be at once divided into pills, our selection should be such as to insure that it would have a good plastic

condition when first mixed, and that the pills should retain their shape and their solubility, though not necessarily their plasticity.

It is desirable, therefore, that the pharmacist should be allowed a certain small latitude as regards the excipients, provided that the proportion and virtues of the active constituents are not detracted from.

We will now run through the formulæ, noting here and there the object of special modes adopted, or the necessity for precautions not indicated.

Pilula Aloes Barbadensis.

Barbadoes aloes, in powder	.	.	.	2 oz.
Hard soap, in powder	.	.	.	1 oz.
Are to be beaten up with—				
Oil of caraways	.	.	.	1 drm.
Confection of roses	.	.	.	1 oz.

In this case you will observe the dry materials are separately powdered; but mixing before the addition of the excipient is not inculcated, and though advantageous, it is not specially essential in this instance.

Pilula Aloes et Assafoetida.

Socotrine aloes, in powder	.	.	.	} Each 1 oz.
Assafoetida	.	.	.	
Hard soap, in powder	.	.	.	
Confection of roses	.	.	.	

Beat all together until thoroughly mixed.

Here the aloes and soap are directed to be powdered, but we are left uncertain about the assafoetida. The fact that this gum, when it is dried and powdered, loses much of the essential oil upon which its efficacy depends, points to the conclusion that the massive assafoetida should be used; but the instruction is not so definite as it ought to be, considering the impracticability of getting commercial specimens of assafoetida free from small mechanical impurities, such as fragments of wood, &c., without either straining or powdering and sifting. As I pointed out this want of explicitness to

the Pharmacopœia committee before the final revision of their work, I conclude they probably felt the difficulty of deciding to order powdering in all cases when a fine sample of assafoetida would be injured by it, or to order it to be used massive when the commercial drug is not often fit to be so used. Thus we may feel ourselves at liberty to take advantage of the doubt, and according to circumstances proceed one way or the other, as we anticipate we can obtain the best results.

Pilula Aloes et Ferri.

Sulphate of iron	1½ oz.
Barbadoes aloes, in powder	2 oz.
Compound powder of cinnamon	3 oz.
Confection of roses	4 oz.

Reduce the sulphate of iron to powder, rub it with the aloes and compound powder of cinnamon, and adding the confection, make the whole into a uniform mass.

Here we have the instructions full and satisfactory, leaving me nothing to add but a passing caution, that powders of crystalloid bodies, such as sulphate of iron, make the pill mass very crumbly unless the salt be very finely powdered, and the mass made rather soft.

It may also be noted that soap cannot be used as an excipient in a mass containing sulphate of iron, &c., as decomposition would ensue.

The purgative action of this pill is greater than might be expected from the small quantity of aloes it contains, the activity of the aloes being increased by its combination with iron. The mass should be divided into pills as soon as formed, on account of its growing very crumbly by keeping. When required for dispensing, the dry materials are better kept mixed without the confection, and labelled thus:—

<i>Pulv. pro</i>
<i>PIL. ALOES ET FERRI.</i>
13 grains of this, with
8 grains confection of roses =
—
21 grains pil. al. et fer.

Pilula Aloes et Myrrhæ.

Socotrine aloes	2 oz.
Myrrh	1 oz.
Saffron dried	$\frac{1}{2}$ oz.
Confection of roses	$2\frac{1}{2}$ oz.

Triturate the aloes, myrrh, and saffron together, and sift; then add the confection of roses, and beat them all together into a uniform mass.

This formula gives us occasion to remark upon the use of the word "dried." It being the universal custom to dry vegetable substances before they are powdered, it is unnecessary to say "saffron dried," except it be to imply that the myrrh and aloes are not to be dried, because the word is not appended to them.

The aloes is not supposed to be in any way injured by being dried, and can scarcely be powdered in the moist condition in which it is imported. But the myrrh, if dried, loses some essential oil in which its medicinal properties (if it has any) may be expected to reside; and the process is probably contrived to avoid the drying of the myrrh.

Pilula Aloes Socotrinæ.

Aloes	2 oz.
Soap	1 oz.
Oil of nutmeg	1 drm.
Confection of roses	1 oz.

Is very similar to pilula aloes Barbadosensis, and requires no comment.

Pilula Assafœtidæ Composita.

Assafœtida	} Each 2 oz.
Galbanum	
Myrrh	
Treacle	
						1 oz

Heat altogether in a water bath, and stir the mass until it assumes a uniform consistence.

In this formula none of the ingredients are directed to be powdered, and from the mode of mixing we might conclude that it was most desirable to use them in their soft condition and trust to their melting; but the myrrh remains so tough

under the action of heat and treacle, that it is very difficult to make a smooth mass. It is desirable to powder all the gums as fine as possible, avoiding the drying of galbanum and assafoetida by rubbing them in frosty weather, and sifting to remove foreign bodies; the myrrh may be powdered at ordinary temperatures, without drying, provided a very fine comminution be not required; but it should be used at the same time, as it will agglomerate with keeping. The other gums also agglomerate, but as they are more fusible, that is of less moment, though it is most advantageous, before adding the treacle, to have them all in as fine a state of division as is compatible with their good condition. The method of mixing ordered for aloes and myrrh may be adopted with advantage.

Pilula Cambogiae Composita.

Gamboge, in powder	} Each 1 oz.
Barbadoes aloes, in powder	
Compound cinnamon, powder	
Hard soap, in powder	
Syrup	2 oz.
	q.s.

This contains gamboge and Barbadoes aloes, each 1 part in about 6 of the mass, the remainder being compound cinnamon powder, soap, and syrup.

*Pilula Colocynthis Composita.**

Colocynth pulp, in powder	1 oz.
Barbadoes aloes, in powder	} Each 2 oz.
Scammony, in powder	
Sulphate of potash, in powder	$\frac{1}{4}$ oz.
Oil of cloves	2 drm.
Water	q.s.

About 6 parts of this mass contain 1 part of colocynth pulp, and 2 parts each of Barbadoes aloes and scammony. It consequently contains less colocynth, less aloes, and more scammony than the compound extract of colocynth. It must be noted also that the commercial powdered colocynth is not

* In old prescriptions this is sometimes named "Pil. coloc. co. ex aloes Bbd. ppt."

pure colocynth pulp, but pulp and seeds all powdered together; and as the seeds are worthless, and constitute from two-thirds to three-fourths of the whole, it is important to see that they are separated before the colocynth is powdered. It may also be noted, in passing, that Barbadoes aloes is used in the pill, socotrine aloes in the extract; also that scammony is used in the pill, and resin of scammony in the extract.

Pilula Colocynthis et Hyoscyami

Contains 2 parts of the colocynth pill, with 1 of extract of henbane. It is customary to prepare it with the dry ingredients of the colocynth pill, as the extract of henbane suffices to form a mass with them without any additional excipient.

Pilula Conii Composita

Contains extract of hemlock, with one-fifth of its weight of ipecacuanha; a sufficient quantity of treacle is also directed to be added, but with an extract of the usual consistence, any addition is quite unnecessary.

Pilula Ferri Carbonatis

Is a substitute for, and an improvement upon, the old compound iron pill. The quantity of conserve (one-fourth of the weight of the saccharated carbonate of iron) appears small, but is quite sufficient, the sugar in the carbonate enabling it to form a plastic mass with much less excipient than would be required for the same weight of pure carbonate of iron.

Pilula Ferri Iodidi.

Fine iron wire	40 gr.
Iodine	80 gr.
Sugar	70 gr.
Liquorice root powder	140 gr.
Distilled water	50 minims.

Agitate the iron with the iodine and water in a strong, stoppered ounce phial until the froth becomes white. Pour the liquor upon the sugar in a mortar, triturate briskly, and gradually add the liquorice.

These instructions answer perfectly well if literally obeyed ; but if ten times the quantity be made at once, there would be some danger, the heat becoming so great as to volatilize both water and iodine. I have seen a strong 8-ounce bottle burst with a loud report from the violence of the action in making a similar preparation in about ten times this quantity. The action in that case, however, was still more violent from filings having been used instead of wire. The wire is preferable to filings on account of its greater purity. If it were required to produce a larger quantity at a time than here indicated, it would be desirable, after the action had freely commenced, to keep down the temperature by immersing the bottle in cold water till the chance of overheating had ceased, and then to promote the completion of the action, which takes place only slowly in the cold, by raising the water to the boiling point. The sugar retards the oxidation of the iodide of iron, and the liquorice gives the requisite firmness to the mass. As 80 parts of iodine produce 97·5 of iodide of iron,* the proportion of iodide of iron to the moist mass is 1 in $3\frac{1}{2}$, or 1 in 3 of the dry material.

The solution of iodide of iron should be decanted from the undissolved wire while it is still warm ; for in the presence of so small a quantity of water crystals of hydrated iodide of iron are deposited on cooling.

Pihula Hydrargyri.

Mercury	2 oz.
Confection of roses	3 oz.
Liquorice powder	1 oz.

The mercury requires long-continued rubbing with the confection before the globules cease to be visible ; so much so that the process is rarely undertaken by the retail pharmacist, though in other respects it is simple and easy enough.

This mass, like many others, will sometimes become incon-

* $\begin{matrix} \text{I} & \text{I} & \text{Fe} & \text{Fe} \\ 127 & : & 80 & :: & 28 & : & 17\cdot5 \end{matrix}$. And $80 + 17\cdot5 = 97\cdot5 \text{ FeI}$.

veniently stiff and crumbly by keeping ; its plastic condition may be restored by working it in a mortar, with a very small addition of water, or even, in many cases, without that addition.

There is said to be 1 grain of metallic mercury in a 3-grain blue pill ; a small portion, however, is always oxidized. Some pharmacologists attribute the activity of blue pill entirely to the oxide of mercury it contains, and it has been proposed to improve the formula by substituting the black oxide for the metallic mercury. A change of this kind could not be prudently made without very careful investigation. It is not by any means proved that the finely-divided metal is void of activity, or that the black oxide would be so satisfactory in its action as long experience has proved the blue pill to be.

Pilula Hydrargyri Subchloridi Composita.

Subchloride of mercury	} Each 1 oz.
Sulphurated antimony	
Guaiacum resin	2 oz.
Castor oil	1 fl. oz.

Triturate the subchloride of mercury with the antimony, then add the guaiacum resin and castor oil, and beat the whole into a uniform mass.

Castor oil is preferred as an excipient in this pill, because it gives adhesiveness and permanent softness.

The pills are apt to become dark with keeping ; this is said to result from the calomel forming a black sulphuret of mercury by decomposition with the sulphuret of antimony, a reaction which I have not been able to confirm.

The proportion of calomel is intended to be 1 grain in a 5-grain pill ; but as an ounce of castor oil is more than sufficient to make 4 oz. of the powder into a mass, the pills are a trifle stronger. When the mass is made with the view of being divided into pills at once, castor oil is not the most eligible excipient, as the pills remain sticky and unpleasant. The following is an excipient I used for this pill long before castor oil became official, and though I have repeatedly tried the latter, I still give a preference to the mucilage.

*Glycerine Mucilage for Pills.**

Powdered gum tragacanth	.	.	.	3 dr.
Glycerine	.	.	.	9 fl. dr.
Water	.	.	.	4 fl. dr.

Mix the gum and glycerine till smooth before adding the water.

Four ounces of the dry materials require exactly 1 oz. of this mucilage to form a convenient mass, which retains its plastic condition, its solubility, its retentiveness of shape, and a ready miscibility with other aqueous masses, if that were necessary.

Pilula Ipecacuanhæ cum Scillâ.

Compound powder of ipecacuanha	.	.	3 oz.
Squill in powder	.	.	} Each 1 oz.
Ammoniacum in powder	.	.	
Treacle	.	.	q.s.

Mix the powders, and beat into a mass with the treacle.

It is to be observed that this pill is made with compound powder of ipecacuanha, and consequently contains opium. The proportion of treacle required being about 2 oz., there is 14 per cent. of squill and 4·3 per cent. of ipecacuanha and opium.

In the table of opium preparations, the Pharmacopœia states that this pill contains opium in the proportion of "1 in 16½ nearly." This statement would be correct if no treacle were required; but with the quantity of treacle above indicated, the proportion of opium is about 1 in 23.

Pilula Plumbi cum Opio.

Acetate of lead	.	.	.	36 gr.
Opium	.	.	.	} Each 6 gr.
Confection of roses	.	.	.	

This contains one-eighth of its weight of opium, and six-eighths of acetate of lead.

Pilula Quinæ.

Sulphate of Quinine	.	.	.	6 gr.
Confection of Hips	.	.	.	2 gr.

This contains three-fourths of its weight of the sulphate.

* This formula is the same as I recommended in 1860 (see *Pharmaceutical Journal* of that date, page 400). There have been several slight variations suggested since that time, but none that appear to me so generally useful.

Pilula Rhei Composita.

Rhubarb	3 oz.
Socotrine Aloes	2 $\frac{1}{4}$ oz.
Myrrh in powder	} Each 1 $\frac{1}{2}$ oz.
Soap in powder	
Oil of peppermint	1 $\frac{1}{2}$ fl. dr.
Treacle, by weight	4 oz.

All the dry materials of this mass are directed to be used in powder, and it is the only article in the Pharmacopœia in the preparation of which *powdered* myrrh is used. As it is a pill for which there is a great demand, and is consequently made in large quantities, the injunction to mix the oil with the powders before adding the treacle is a desirable precaution. The quantity of treacle ordered is rather less than I usually find necessary; this, however, depends partly upon its thickness. I generally find 5 parts instead of 4 to be desirable, in which case the mass contains one-fifth of its weight of rhubarb and one-seventh of aloes.

Glycerine is a good excipient when it is desired to keep this mass soft, but it must be noted that if glycerine alone be used the mass is rather hygroscopic, and the pills become too soft and sticky if not kept in a very dry place, to avoid which a mixture of 2 parts glycerine with 1 of water or spirit may be used.

Pilula Saponis Composita.

Opium in powder	$\frac{1}{2}$ oz.
Hard soap in powder	2 oz.
Water	q.s.

This contains 1 of opium in 5 of the dry material, or about 1 in 6 of the mass. The propriety of calling it compound soap pill when its activity depends entirely upon the opium, has repeatedly been questioned, but the old name is retained with the view of enabling the physician to prescribe opium without its presence being evident to the patient. Soap is not a good excipient for keeping this mass in a working condition, and for dispensing purposes it may be

kept in better condition by substituting the glycerine mucilage for a part of the soap and water, thus—

Opium in powder	$\frac{1}{2}$ oz.	
Soap in powder	$1\frac{1}{2}$ oz.	
Glycerine mucilage*	1 oz.	Mix.

Pilula Scillæ Composita.

Squill in powder	$1\frac{1}{4}$ oz.	
Ginger in powder	} Each 1 oz.	
Ammoniacum in powder		
Hard soap		
Treacle	2 oz., or q.s.	

A 5-grain pill contains 1 grain of squill. You may observe that the Pharmacopœia complicates the statement of the proportion of squill by saying nearly “ $1\frac{1}{4}$ parts in 6.”

QUESTIONS FOR EXAMINATION.

What principles should guide you as to whether you should make or buy any particular preparation?

What is the object of the mixing ordered to be used after the sifting of a compound powder?

What is the normal colour of aromatic chalk powder? How does the commercial article differ in appearance, and in the mode of its production?

What general rule is desirable to be observed in the making of pill masses?

What rule should be observed in the selection of excipients for pill masses?

What difficulty is found in making crystalloids into pill masses, and how is that difficulty to be met?

What are the advantages and disadvantages of glycerine as an excipient?

RECAPITULATION.

It is advantageous to make occasionally all the galenical preparations that can be made well on the small scale for the sake of practical acquaintance with them.

* See page 148.

Sifting a mixed powder, the components of which are not uniformly smooth, may cause a partial separation, and should be followed by a second mixing.

The normal colour of aromatic chalk powder is a dull buff, but with the same composition it is obtained of a yellow colour by the use of moisture in the process.

The friable materials of a pill mass should be powdered and mixed before adding the excipient, that uniform mixture may be more readily obtained.

The excipient of a pill mass may be varied according to whether it be required to be immediately divided into pills, or preserved in the massive state; in the former case a temporary plasticity and permanent solubility must be aimed at; in the latter case it should permanently retain both qualities.

Crystalloids make crumbly masses with ordinary excipients; they should be made soft and worked into pills immediately.

Glycerine is a good addition to many masses when it is desired to keep them plastic, but is too hygroscopic to be used without other excipients.

LECTURE XII.

OFFICIAL LIQUORS OR SOLUTIONS.

Simple Processes—Solutions of Solids—Acetate of Ammonia, &c.—Processes a little more Complex—Solution of Chloride of Antimony, &c.—Solutions of Gases—Solution of Ammonia, &c.

THE LIQUORS OF THE BRITISH PHARMACOPŒIA.

THE preparations coming under this head are very various in their nature. They may be classified according to the mode of their production. First, those in which a solid is added to a liquid, and solution takes place without any further manipulation. In this case the chief point to which I have to draw your attention is the strength of the solution. Then, solutions of solids, the processes for which are of a more complicated character; and lastly, solutions of gases.

Mucilages.

Of the simple solutions of solids in water, the mucilages of acacia and tragacanth are two which give a little trouble. They are liable to become unpleasant if kept long, and to make them extempore as required is not always convenient. When wanted in dispensing, an equivalent of the powdered gum may be used, and will dissolve more readily if diffused in any tincture or other fluid having a weak solvent action or no solvent action on the gum before the water is added. Tinctures, oils, balsam of copaiba, glycerine, or syrups, may be used in this way, and if the quantity be sufficient to diffuse the gum freely, shaking in a bottle, first the diffusant

and gum, and then the water, is all that is required to give a good result with facility; but if the diffusant be in so small quantity as to moisten the gum only, the use of a mortar becomes necessary. The operation may be performed thus:—Take half an ounce of powdered gum acacia, 2 drachms of proof spirit; rub together, and pour in 6 drachms of water. With constant rubbing, a smooth mucilage will be produced in less than half the time required if no spirit be used. With tragacanth it is better to use rectified spirit, and to take about 3 drachms to each drachm of the gum required, and while these are thoroughly mixed, to pour in the whole of the water in a full stream, continuing the agitation all the time. There are probably few or no cases in which spirit used in these small quantities could be objectionable, and its presence adds to the good keeping qualities of the mucilage.

Liquor Ammoniae Acetatis.

Acetic acid	1 pint.
Water	5 pints.
Carbonate of ammonia	q.s.

One ounce of carbonate of ammonia makes a pint of the liquor; but as 58 parts of carbonate are equivalent to 76 of acetate, a pint of the liquor will contain $1\frac{1}{3}$ oz. of acetate of ammonia. The chief point to be attended to is to get the solution neutral; to ascertain this point satisfactorily a few drops may be boiled in a teaspoon to drive off the carbonic acid before using the litmus paper, because free carbonic acid will redden litmus paper to almost the same degree as a small excess of acetic.

It is a common trade custom to prepare solution of acetate of ammonia of greater strength than the British Pharmacopœia to save bulk, and dilute the same with the requisite quantity of water at the time of use. However these solutions be prepared, they should be compared with a standard to make sure of their not being deficient in strength. I will make this comparison with a sample prepared in my own establishment, from a formula calculated to give a solution

eight times the usual strength. I take 2 fluid drachms of this solution, and put it into a test-glass with 14 fluid drachms of water, and a little burnt sugar to colour it brown. Into a similar glass I put 2 oz. of solution of acetate of ammonia prepared exactly according to the British Pharmacopœia formula. I now take a glass tube, and dip it to the bottom of the coloured solution, and then close the upper end of the tube with my finger while I carefully transfer it and its contents to the other glass; when the tube touches the bottom of the test-glass I take my finger off the top of the tube, and very steadily draw up the tube, leaving its contents standing like a column of brown smoke in the centre of the clear liquor. After a few seconds the brown column subsides to the bottom, showing that the concentrated liquor was stronger, though scarcely appreciably stronger, than it was calculated to be.

Liquor Ammoniac Citratis.

Citric acid	3 oz.
Water	1 pint.
Strong solution of ammonia	q.s.

This contains 3 oz. citric acid in about 24 oz. of the liquor, or about $2\frac{1}{2}$ oz. in a pint; but as 4 parts of citric acid yield 5 of citrate of ammonia, there will be a little more than 3 oz. of citrate of ammonia in a pint of liquor—that is, nearly three times the strength of the solution of the acetate; but the dose is given in both cases as 2 to 6 drachms.

Liquor Atropiæ and Liquor Atropiæ Sulphatis

Are simple solutions, containing respectively 4 grains of atropia and of sulphate of atropia in an ounce, a little spirit being used in the former preparation to promote the solution.

There are considerable discrepancies in the statements regarding the solubility of atropia in water, authorities varying in their results between a solubility of 1 in 200 and 1 in 500 at ordinary temperatures. On account of this sparing solubility, the Pharmacopœia directs the atropia to be dissolved in the spirit, which is a much more powerful solvent, and to add

this solution gradually to the water with agitation after each addition to prevent precipitation, which may take place if the above precaution be not observed. Warm water may be used to avoid this separation; or if it has taken place, re-resolution may be effected with heat.

The absence of spirit in the solution of the sulphate is advantageous when it is desired to apply atropia to the eye, as the spirit causes much smarting.

Liquor Morphiae Acetatis and Liquor Morphiae Hydrochloratis.

Each contains 4 grains of their respective salts in an ounce, solution being promoted by the addition of a small excess of acid and a little spirit. It must be remembered that the solution, according to the London Pharmacopœia, contains 8 grains to the ounce. It is commonly stated that the present strength corresponds with the strength of laudanum. But according to the Pharmacopœia standard for opium, 100 grains make 3 oz. of tincture, and contain 6 to 8 grains of morphia, which equals 8 to 10 of hydrochlorate (303 parts of morphia being equal to 376 of hydrochlorate), so that $1\frac{1}{2}$ oz. of tincture may be said to equal 1 oz. of liquor as far as regards the *quantity of morphia it contains*; but the dose indicated in the *Pharmacopœia* would imply the reverse, namely, that 1 part of the tincture is equal to $1\frac{1}{2}$ of the liquor, for they give 5 to 40 minims of laudanum and 10 to 60 of liquor of morphia. If the activity of laudanum depends upon the morphia alone, and the dose of morphia be fixed as above, the dose of laudanum ought to be 15 to 90 minims; but it is impossible to fix in any very definite manner the absolute or relative doses of medicines, an approximation being all that we can look for, and preparations of uncertain strength require, for safety's sake, that the dose should be rather understated; besides which, opium will sometimes contain more morphia than the British Pharmacopœia requires.

Liquor Potassæ Permanganatis

Contains 4 grains of the salt in an ounce of water.

It is better freshly prepared, as it deposits peroxide of manganese when long kept, especially if exposed to light, the solution, of course, losing a portion of its active properties. As this change takes place to a greater extent from contact with organic substances, it should not be filtered through paper, or kept in a bottle stopped with cork.

Liquor Sodæ Arseniatis

Contains 4 grains of the anhydrous salt in an ounce.

Liquor Strychniæ.

An ounce of this liquor contains 4 grains of the alkaloid, dissolved by the aid of a little hydrochloric acid and spirit.

Strychnia dissolves with still greater facility in acetic acid, which might consequently have been used with equal advantage in preparing its solution.

We will next take sundry solutions which are a little more complicated in their production.

Liquor Antimonii Chloridi.

Black antimony is boiled in hydrochloric acid, by which chloride of antimony and sulphide of hydrogen are produced. The native sulphide of antimony contains quartz, &c., which are insoluble, and iron (which gives the resulting liquor a yellow brown colour). The points to be attended to are to avoid any vessel which is acted upon by the acid; to use a gentle heat at first, and a boiling heat when the evolution of gas becomes sluggish; and to operate in a good draught, as the sulphide of hydrogen is very offensive.

We may notice, in passing, that the affinities of antimony for chlorine and sulphur are nearly equal, as sulphide of hydrogen precipitates sulphide of antimony from an acid solution of chloride of antimony, and *strong* hydrochloric acid

again evolves sulphide of hydrogen, reconverting the antimony into chloride.

Liquor Arsenicalis.

Arsenious acid	} Each 80 gr.
Carbonate of potash	
Tincture of lavender	

5 dr.

Water to make a pint.

This contains 4 grains of arsenious acid in 1 oz., dissolved by the aid of carbonate of potash and boiling; the solution takes place only slowly, as the carbonate has not a powerful solvent action.

Liquor Arsenici Hydrochloricus.

Arsenious acid	80 gr.
Hydrochloric acid	2 fl. dr.

Water to make a pint.

This is the same strength as the liquor arsenicalis, and nearly three times the strength of liquor arsenicalis chloridi of the P. L. The old name has been abandoned, as it implied that a chloride of arsenic was formed, which is not at all probable, seeing that if chloride of arsenic be mixed with a bulk of water it is decomposed into arsenious and hydrochloric acids. The liquor, if evaporated, leaves a residue which is not freely soluble in water, and contains but little chlorine. The mode of operating is the same as for the last preparation, continued ebullition being necessary to effect complete solution.

Liquor Bismuthi et Ammoniae Citratis.

The solution bearing this name officially contains also nitrate of ammonia as a bye-product, the presence of which can scarcely be regarded as advantageous, and may be removed by using the same ingredients and process up to the point of adding the ammonia, but at this stage the solution containing the citric acid, &c., may be divided in half. To one half add ammonia just sufficient to redissolve the precipitate at first formed, then mix this with the reserved half of the

acid solution, and the bismuth from both will be precipitated. It may be collected, drained, pressed, and then diffused through water, and ammonia added cautiously till solution takes place, and lastly, water enough to make up the required measure. The materials for making one pint are as follows:—

Pure bismuth	430 gr.
Nitric acid	2 fl. oz.
Citric acid	2 oz.
Solution of ammonia	q.s.
Water	q.s.

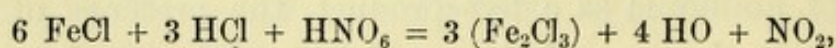
Liquor Ferri Perchloridi Fortior.

Iron	2 oz.
Hydrochloric acid	12 fl. oz.
Nitric acid	9 fl. dr.

Water, and evaporation, q.s., to make 10 fl. oz.

Iron wire is dissolved in hydrochloric acid to form a protochloride of iron, which is next converted into perchloride by the addition of a further quantity of hydrochloric acid and a small portion of nitric acid.

The strength of the acids should be ascertained beforehand; and if they do not come up to the required standard, an increased quantity must be used to compensate for the want of strength. A deficiency of strength in the acids results in the solution containing a portion of protochloride, and the resulting tincture will deposit a basic salt. As the solution gives off a large volume of gas just as the operation is about complete, it is necessary to use a vessel capable of holding much more than the quantity of liquid operated on. The change that takes place may be represented thus—



and the suddenness of the evolution of NO_2 is accounted for by this gas having the property of combining with the proto-salts of iron, so that the gas is not evolved till all the protosalt has become saturated with NO_2 ; then any further addition of nitric acid not only evolves the NO_2 due to its

own decomposition, but also that which was combined with the protochloride of iron. To avoid the inconvenience of this sudden effervescence, I have adopted the plan of adding protochloride in successive portions to the nitric acid, instead of in the reverse order, as usually pursued. This modification insures the complete oxidation or rather perchloridation of each successive addition of the solution, consequently the NO_2 is never combined, and cannot be suddenly and violently liberated.

The solution is to be evaporated down in a water bath, or otherwise below boiling point, as the salt is liable to decomposition by a brisk ebullition, chloride of iron and hydrochloric acid being volatilized.

The solution, even after evaporation, usually contains a notable quantity of NO_2 . Chemically speaking, this is unquestionably an impurity, though it does not affect its medicinal action. If it is desired to avoid the presence of oxide of nitrogen, the protochloride may be formed as in the first stage of the pharmacopœial process, and subsequently converted into perchloride by passing chlorine into it till it no longer produces a blue precipitate with red prussiate of potash. An excess of chlorine would be quite as objectionable as the presence of nitrous compounds, but it is more readily driven off by boiling. Solution of perchloride of iron containing no free acid cannot be boiled without undergoing partial decomposition, hydrochloric acid being given off, leaving peroxide of iron in solution along with the perchloride. By whichever method it be made, it is desirable to have the hydrochloric acid in slight excess. Test-paper cannot be used for indicating the acid, as neutral salts of the heavy metals generally redden litmus, and it is better to regulate the neutrality or excess of acid present by arranging the proportion of materials and the strength of the hydrochloric acid in the first instance; this is the more desirable in the liquor of perchloride of iron, as it has the power of dissolving a considerable quantity of peroxide.

Liquor Ferri Pernitratidis.

Iron	1 oz.
Nitric acid	4½ fl. oz.
Water, to make	30 fl. oz.

In this case one portion of nitric acid yields oxygen to the iron, while a second retains the oxide in solution. The quantity of nitric acid used is rather more than sufficient for both these purposes.

If there is any deficiency of acid, a basic salt is apt to be deposited on keeping.

Liquor Ferri Persulphatis.

Sulphate of iron	8 oz.
Sulphuric acid	} Each 6 fl. dr.
Nitric acid	
Water, and evaporation	q.s.

In the preparation of this solution ordinary protosulphate of iron is peroxidized by the use of sulphuric and nitric acids, the method of operating and the nature of the changes being similar to those described in the second stage of the preparation of liquor of perchloride of iron by the pharmacopœial process.

Liquor Hydrargyri Nitratis Acidus.

This is a peroxidized nitrate of mercury with excess of acid. Had the nitric acid been largely diluted and kept cold, the product would have been suboxidized and much less soluble; the boiling at the conclusion expels any oxide of nitrogen which had been retained in the solution, and insures the complete peroxidation, as is indicated by the subsequent testing with hydrochloric acid.

Liquor Hydrargyri Perchloridi

Contains half a grain of perchloride in an ounce. An equal weight of chloride of ammonium is added, which facilitates the solution of the mercuric chloride; but it is not *necessary* for its solution, as an ounce of water is capable of dissolving 20 grains without any such addition; the object of the

addition of the chloride of ammonium is to prevent the decomposition of the solution by keeping. A solution of perchloride of mercury exposed to sunshine evolves oxygen and deposits calomel; the presence of hydrochloric acid or chloride of ammonium prevents this decomposition.

Liquor Iodi.

Twenty grains of iodine are dissolved in 1 oz. of water with the aid of 30 grains of iodide of potassium. This is about one-third the strength of the liniment, and about double the strength of the tincture.

The following table affords an instructive comparison of several officinal solutions of iodine.

Iodine being a very powerful drug, it is highly important to discriminate carefully between preparations varying so much.

Comparative Strengths of Solutions of Iodine.

	Iodine in grains.	KI in grains.	Aq. oz.
Liq. iodi, B.P.	20	30	1
„ iodin. co., P.E.	8	32	1
„ pot. iodid. co., P.L.	0 $\frac{1}{4}$	0 $\frac{1}{2}$	1
„ iodin. co., U.S.	22	44	1
			Spirit.
Tinct. iodi, B.P.	11	5	1
Linim. iodi, B.P.	55	22	1

Liquor Lithiæ Effervescens—Liquor Potassæ Effervescens— Liquor Sodæ Effervescens.

Lithia water is directed to contain 5 grains in the half-pint bottle. Soda and potash each contains 15 grains. The pharmacopœial instructions are not intended to teach the art of soda-water making, but to fix a definite strength which should always be attended to in waters for medicinal use. The water is directed to be filtered after the carbonate has been dissolved in it, to remove any lime which may have been precipitated. If the lime be not separated by filtration, it is redissolved by the carbonic acid subsequently forced in, and may be detected by the use of oxalate of ammonia.

Liquor Magnesiæ Carbonatis.

Carbonate of magnesia . . . 13 gr. in a fl. oz.

Freshly-precipitated carbonate of magnesia is more readily dissolved in an excess of carbonic acid than a carbonate which has been dried, but even the freshly-precipitated salt varies according to its physical condition, the lighter precipitates being more soluble.

The speed of solution also depends much upon the pressure used. The Pharmacopœia does not indicate any particular pressure, but orders the pressure to be continued for twenty-four hours. A much shorter time is sufficient if a pressure of several atmospheres be used.

The solution is ordered to be further charged with carbonic acid after the excess of magnesia has been separated; this excess of acid in great measure covers the bitterness of the salt, and tends to preserve it in solution. The strength indicated is greater than I have found in commerce, and greater than can be kept without considerable deposit taking place.

Liquor Plumbi Subacetatis.

Acetate of lead 5 oz.
Oxide of lead 3½ oz.

Water to make a pint.

When normal acetate of lead is boiled in water with oxide of lead, a second equivalent of oxide enters into combination and solution. The second equivalent of oxide, however, is retained by so feeble a force, that it is liable to be precipitated as carbonate on contact with the air, or on dilution with water containing carbonic acid. The strong solution contains about 8 oz. of the salt in a pint. The dilute contains 2 drachms of the strong solution, or 48 grains of the salt, in a pint. Distilled water should be used in the dilution; but as distilled water contains carbonic acid, unless special precautions are taken for its exclusion, the Pharmacopœia directs the dilute solution to be filtered. It is difficult to obtain it bright, and impossible to keep it so in use; it is

better therefore to prepare it fresh when wanted, and, if practicable, to use distilled water which has been boiled to expel carbonic acid, and cooled out of contact with the air.

Liquor Potassæ—Liquor Sodæ.

Potash hydrate.	.	.	.	27 gr. in 1 fl. oz.
Soda hydrate	.	.	.	18·8 gr. in 1 fl. oz.

These preparations are made by boiling the carbonates of the alkalies with hydrate of lime in an iron pan, and decanting the liquor without filtering. Tin, copper, lead, or enamelled pans are acted upon by the caustic alkalies, and should be avoided.

As these liquors also act upon filtering paper and cloth, subsidence is preferred to filtration for the separation of the lime; their great affinity for carbonic acid necessitates their being kept in well-closed vessels, and as lead glass is more attacked by them than hard green glass, the latter is prescribed for their preservation. The boiling promotes the complete decomposition of the alkaline carbonates and the subsidence of the carbonate of lime, but also increases the solvent action of the alkali upon silica or alumina which may be present in the limestone, thus introducing them as impurities in the liquor. In making 1 gallon, 1 pound of carbonate of potash, or 28 oz. of carbonate of soda, is used; yet the liquor of potash is nearly one-half stronger, as the potash salt only contains about 16 per cent. of water, while the carbonate of soda, having 10 equivalents of water of crystallization, is about two-thirds water.

Liquor Zinci Chloridi.

Zinc	16 oz.
Hydrochloric acid	44 fl. oz.
Water	20 oz.
Chlorine	} Each q.s.
Carbonate of zinc	
Evaporation	
To make 2 pints.						

A concentrated solution of chloride of zinc is obtained by digesting zinc in a quantity of hydrochloric acid, insufficient

to dissolve the whole of it. Towards the close of the process it is boiled to effect the combination of the last portion of acid, and to reprecipitate copper or any of the more electro-negative metals which may have been dissolved while the acid was in large excess. As iron is not separated in this way, the solution is filtered off and subsequently treated with chlorine, by which any protochloride of iron in solution is converted into perchloride (an odour of free chlorine indicating that the action is complete); in this condition it is readily precipitated by double decomposition with carbonate of zinc, which is added in successive portions till it ceases to throw down any more peroxide of iron. After a second filtration, the liquor is evaporated in a porcelain or stoneware basin, by which means any free chlorine is driven off, and the bulk is reduced to the required standard.

Forty-four fluid ounces of hydrochloric acid, sp. gr. 1.16, equal 51 oz. by weight, and containing 31.8 per cent. of HCl, the weight of real acid is 16 oz., and as

HCl	HCl	Zn.	Zn.
36.5	: 16	: : 32.5	: 14.24

the quantity of zinc which should be dissolved. There is thus $1\frac{3}{4}$ oz. of zinc in excess to allow for the impurities which it always contains. The quantity of chloride produced should be 30 oz. contained in the 40 fluid oz. of liquor, which results from the complete process.

In the British Pharmacopœia formula you will observe the instruction to add carbonate of zinc, in small quantities at a time, to the solution of chloride, in the last stage of the process, "until a brown sediment appears." I should have said, until a brown sediment *no longer* appears to be thrown down by it.

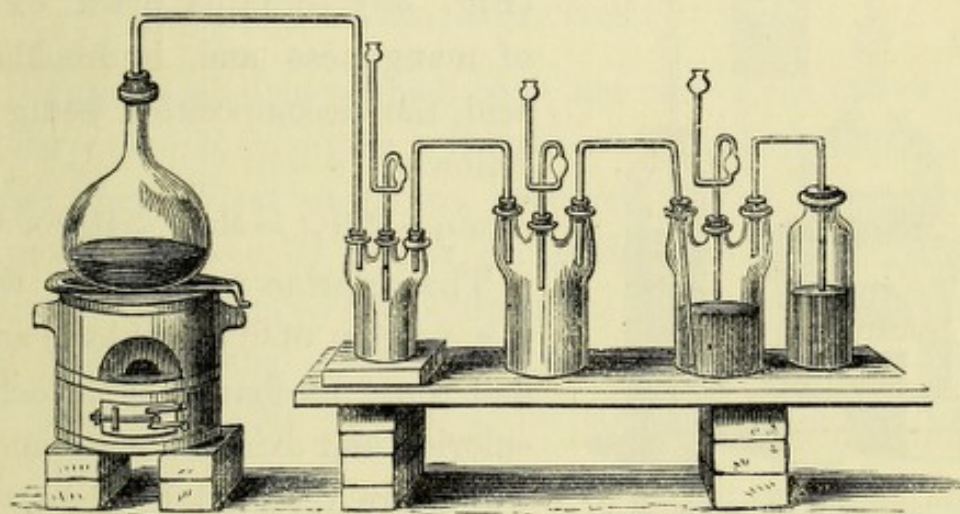
In practice, the official instruction will no doubt be generally sufficient, provided the solution of chloride of zinc be obtained by acting upon zinc with insufficient hydrochloric acid for its complete solution, because in this way no large quantity of iron is likely to be present, and the first addition of

carbonate of zinc which gives any indication of iron at all probably precipitates all that is present; but if the same method be used for the separation of iron from zinc when the former is present in larger proportion, it is necessary to add successive portions of the carbonate of zinc till it no longer precipitates iron.

*Liquor Ammoniae—Liquor Ammoniae Fortior—Liquor Chlori—
Liquor Sodæ Chloratæ.*

These four solutions may be grouped together as depending for their formation upon the passage of gases through watery fluids at ordinary pressure and temperature. The ammoniacal

Fig. 34.



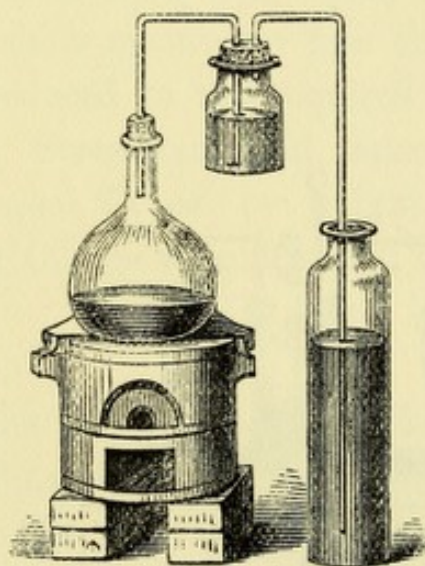
Liquor Ammoniae Fortior, B.P.

liquors are by far the most important of the group; but as they are never made by the retail pharmacist, it is not necessary that we should devote much time to their consideration. The chief points of interest to us are to see that the solutions are of the requisite strength and purity. The gas is apt to carry over some mechanical impurities, which are deposited along with water and ammonia in the two first bottles (see Fig. 34), which take the place of the washing bottles generally interposed between a gas generator and condenser. The extreme solubility of ammonia would risk

the contents of the washing bottle being carried back into the generator, or, with a rapid evolution of gas, being carried forward into the condensing bottles. The two empty Woulff's bottles through which it passes serve also to cool the ammonia by which its solution is promoted. The third bottle is supplied with distilled water, and is sometimes immersed in a tub of cold water to remove the heat, which is liberated in considerable abundance, as the gaseous ammonia becomes liquid by solution.

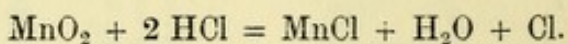
Chlorine being much less soluble, is passed from the generating flask through a washing bottle, and then direct into

Fig. 35.



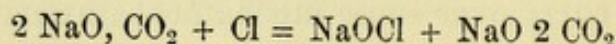
Liquor Sodæ Chloratæ, B.P.

the water or solution of carbonate of soda required to make the respective liquors. The flask (Fig. 35) contains black oxide of manganese and hydrochloric acid, the decomposition being as follows—



The chlorine carries over with it a portion of hydrochloric acid, and some mechanically attached chloride and oxide of manganese, which are removed by the washing. It is pure enough for

ordinary purposes as it passes on to the absorbing jar. The combination that here takes place is not well understood, and the official name has been selected to avoid implying any theoretical constitution which has not yet been established. The following equation may be regarded as a probable statement of the changes that take place :—



It must not be inferred from the Latin name of this liquor that any chlorate of soda is formed in the process.

QUESTIONS FOR EXAMINATION.

What rules are observed regarding the strength of some of the official solutions?

What are some of the most notable exceptions?

What objection is there to the present formula for solution of carbonate of magnesia?

What precautions against the introduction of impurities are to be observed in the preparation and preservation of the solutions of the caustic alkalies?

In what respect might the instructions regarding the purification of chloride of zinc be modified with advantage?

RECAPITULATION.

Solutions of drugs which have not any great activity are of very various strengths. Solutions of alkaloids and sundry other very potent drugs are prepared in the proportion of 4 grains of the solid to 1 oz. of the liquor. Solution of perchloride of mercury is a conspicuous exception to this rule, its strength being $\frac{1}{2}$ grain in 1 oz. The solution of iodine is another notable exception, its strength being 20 grains in 1 oz.

The solution of carbonate of magnesia is difficult to obtain of the standard strength, and more difficult to preserve of that strength.

The solutions of the caustic alkalies require caution to avoid their contamination with the material of the utensils in which they are prepared or preserved.

The official instructions for separating iron from chloride of zinc require a slight modification if the iron be present in considerable proportion; in the latter case say, "Add carbonate of zinc till it no longer precipitates oxide of iron."

LECTURE XIII.

OFFICIAL INFUSIONS AND DECOCTIONS.

Cases in which Infusion is preferred—Keeping Qualities of Infusions—
Rules for Infusing—Temperature Varies—Time Varies—Comminution
Varies—Decoctions, when preferred—General Rule and Exceptions—
Decoctions of Aloes, Cinchona, Logwood, &c.—Sarsaparilla.

THE group of pharmaceutical products for our present study includes most of the pharmacopœial preparations in which the soluble part of a vegetable material is held in solution by water for use, while the insoluble and commonly inert matter is rejected.

The process of infusion is generally preferred in such cases where it is desired to extract volatile as well as fixed matters. Thus, chamomile contains a volatile oil which would be partly volatilized and partly injured by boiling, but which imparts an aromatic flavour to the bitter extracted by infusing in hot water. The same may be said of orange-peel, buchu, cloves, cascarilla, valerian, &c. The length of time infusion is to be continued varies with the solubility of the active matter and the condition of the material. The length of time that infusions will keep good depends much upon the presence of essential oils, and the absence of albuminous and mucilaginous compounds. Thus, infusions of linseed, rhubarb, and calumba are liable to become mouldy; but infusions of cinchona, cascarilla, and cloves, which are free from mucilaginous matter, and the latter two of which also contain essential oils, will keep a long time without any evident change.

The chief points to be attended to in making the official infusions are—

1. The exact temperature ordered.
2. The exact time, neither more nor less.
3. The infusion should be drained off without pressure.
4. The ingredients should be in a suitable state of comminution.
5. They should be stirred or suspended in the water, so as not to lie at the bottom all the time.
6. The ingredients of a compound infusion should each be weighed separately, not kept mixed in bulk.

Most of the infusions are made with boiling water, the exceptions being calumba and quassia, which are made with cold water, and chiretta and cusparia with water at 120° Fahr. (= 48·8° C.).

The temperature of 212° Fahr. (= 100° C.) coagulates vegetable albumen, if such be contained in the herb under operation; it also dissolves starch, which would not be taken up by cold water. The temperature of 120° Fahr. does not act upon the starch, and does not coagulate the albumen. We cannot always determine, on theoretical grounds, the most suitable temperature for any given infusion, the result being ultimately determined by experience.

The time required varies from a quarter of an hour to four hours; and, as I said with regard to temperature, I cannot point out theoretical grounds upon which the length of infusion could be determined; but I may note in passing, that it has recently been stated that the time of infusing may be reduced to one-half its present length without any loss of quality.

It is obvious that too short a maceration would imperfectly extract the active matters; but it may not be so readily perceived that too long a maceration may injure the product by dissolving an excess of mucilaginous matter, and this will be present in still larger proportion if the residue be pressed to get off the last portions of the

infusion. The experiment may be tried on infusion aurantii and infusion rhei.

The infusions to be macerated a quarter of an hour are four in number, viz., anthemidis, aurantii, aurant. compositum, and cusco. Those to be macerated for half an hour are seven, viz., caryophylli, catechu, chiratæ, ergotæ, maticæ, quassia, and rosæ. For one hour there are ten, viz., buchu, calumbæ, cascarillæ, digitalis, dulcamaræ, gentianæ compositum, krameria, rhei, senegæ, and sennæ. The infusions macerated two hours are six in number, viz., cinchona, cuspariæ, lupuli, serpentariæ, uva ursi, and valerianæ. Four hours' maceration is only ordered in one case, viz., infusion lini, and it is worthy of note that this is the only infusion which depends for its value solely upon the colloid matter it contains.

The degree of comminution is in most cases loosely defined, though the present is an improvement upon previous Pharmacopœias in that respect. Leaves and flowers do not generally require any comminution. Buchu is an exception to this rule, the varnish-like surface of the leaves rendering them almost impervious to moisture. The former instruction was to macerate the entire leaves for four hours; the leaves now being bruised, one hour's maceration yields an equally strong infusion; according to my own experiments, chopped leaves produced a better result than bruised, the infusion being brighter and less liable to mouldiness, probably because of the absence of particles capable of passing through the strainer in the cut leaves, and the presence of the same in the bruised.

The hard barks are to be reduced to a coarse powder, such as would pass through a sieve, twenty-four to thirty holes to the inch being suitable. Cinchona, cascarilla, and cusparia belong to this group. Catechu and cusco are also so ordered, though the latter may be supposed to be freely extracted without powdering, the object of comminution being to enable the patient to take the substance itself, as well as the infusion, for straining is directed to be omitted in this case.

Soft roots and herbs are usually directed to be cut small; this is quite sufficient in the case of orange-peel, calumba root, chiretta, matico, &c.

A degree of comminution between these two is indicated for rhatany, senega, &c., by the word "bruised," which may be considered to express such a condition as would pass through a riddle having perforations of one-sixth to one-fourth of an inch diameter.

Infusions which have been allowed to macerate without stirring, may be observed to be much darker at the bottom in contact with the vegetable matter, therefore occasional stirring should always be had recourse to during the maceration, unless the materials are supported in the upper part of the infusion pot in such a way as to allow of the water circulating through them.

I have already pointed out, in speaking of comminution, that several ingredients, mixed together in a rough and unequal state of division, could not be depended upon for remaining uniformly mixed, and I need now only draw your attention again to the fact that, if the ingredients for compound infusion of gentian or orange-peel be kept ready for use, they should not be mixed in bulk, but each ingredient weighed separately into packets, each packet being enough for a single operation, say sufficient for a pint, or a quart, or a gallon of infusion.

The decoctions are aqueous preparations of such vegetables as are not quickly spoiled by heat, and do not very readily yield their active principles to cold or warm water; there is perhaps, in some cases, no very strong reason for the selection of the one process in preference to the other.

The instructions for making decoctions are now much more satisfactory than they were in some of the former Pharmacopœias, the duration of the boiling being much reduced, and at the same time being made more uniform, the product being also made of uniform quantity by the addition of water to make up for what has been volatilized; so that the time and the quantity are now both definite, excepting in the single

instance of decoction of pomegranate root, in which 2 pints of water are to be placed upon 2 oz. of the root, and boiled down to a pint, without regard being had to the longer or shorter time that it may require.

The general rule is to put on a pint of cold water, bring it to the boil, and let it boil gently for ten minutes, afterwards percolating as much water through the residue as makes the product measure a pint. There are several exceptions to this rule ; for instance, decoctions of poppy and sarsaparilla have a pint and a half of water used in the first instance to produce a pint of the ultimate product.

In the case of sarsaparilla *boiling* water is poured upon the sarsaparilla, and an hour's maceration precedes the making of the decoction. The decoction of aloes, on the other hand, is macerated two hours after boiling before it is strained.

There are a few of the decoctions which require to be noticed a little more in detail.

Decoctum Aloes Compositum.

This is one of the most important decoctions in the Pharmacopœia.

It may be said to contain 4 grains of aqueous extract of aloes in each ounce, but as aloes always leaves a portion of insoluble matter each time it is dissolved and evaporated, we might naturally suppose that the sediment in the decoction contained the portion of the extract of aloes which had become changed and insoluble in water during the evaporation and drying of the extract. This, however, is not the case ; the portion of aloes which had become changed and insoluble in water dissolves readily in water aided by carbonate of potash ; the more important question is, whether it retains the activity which should belong to this weight of aloes. The discussion of this point will be taken up in a subsequent lecture on the pharmacy of aloes. Though the carbonate of potash promotes the solution of both aloes and myrrh, a considerable deposit generally takes place after straining and keeping for some

time. This deposit is said to be inert ; it should be separated by subsidence and decantation, as its slimy nature makes it rather difficult to filter. The saffron is only added after the boiling, but before the cooling. It is a common trade custom to prepare decoction of aloes four times the pharmacopœial strength, it being stated that 1 part of the concentrated decoction mixed with 3 of water makes the decoction of the British Pharmacopœia. This, however, cannot possibly be the case, as the quantity of tincture of cardamoms would have to be 32 oz., while the whole product would be only 30. It is not impossible that decoction of aloes might be improved, probably by its becoming an infusion in cold water or dilute spirit instead of a decoction ; but such questions are matter for the study and experiments of the authors of the Pharmacopœia, and whatever opinion we hold upon them, we are not justified in using as decoction of aloes any preparation but that made by the official formula.

Decoctum Cinchonæ Flavæ.

Yellow bark	¼ oz.
Water	1 pint.

An ounce of this decoction is intended to contain the soluble matter of about 30 grains of bark. The decoction was formerly ordered to be strained while hot, it being supposed that the deposit which takes place on cooling contained alkaloids ; but a closer examination having proved that it was only inert, resinous, and colouring matters, it is now directed to be strained cold, by which its appearance at least is improved.

Cinchona bark yields its alkaloids to water with considerable difficulty, especially if in coarse powder, the official process not extracting one-half of its active principles. There are no preparations from cinchona that can be considered satisfactory in a commercial point of view except the alkaloids, and if there is any ground for desiring any galenical representative of its entire activity, there is yet room for improvement.

Decoctum Hæmatoxyli—Decoctum Granati—Decoctum Quercus.

In preparing these and other astringent decoctions, care must be taken to guard against their becoming blackened by contact with the pan if that be of iron. It is said, and I believe with some truth, that imperfectly tinned vessels are more likely to cause discoloration than clean iron, and that liquors may be boiled in an iron pan without injury, which would be blackened if allowed to cool in the same.

Decoction of logwood is very apt to get an inky tint from a very small contamination with iron; its colour is also very sensitive to the action of various other chemicals; not only will alum and iron salts deepen it, but even the carbonate of lime contained in many hard waters will make a visible change in its tint. This change will be seen the more readily, for experiment, if you pour a few drops of the decoction into a glass of distilled water, and the same quantity into another glass containing water which is hard from holding carbonate of lime in solution.

Decoctum Sarsæ Compositum.

Jamaica sarsaparilla is the only kind acknowledged officially; it is now ordered to be cut *transversely*, but not split as was formerly the custom. The bitter extractive residing only in the bark of the root, nothing was gained by splitting, which only facilitated the extraction of starch and mucilaginous matters which reside in the wood and pith.

QUESTIONS FOR EXAMINATION.

What kinds of drugs are in preference extracted by infusion, and which by decoction?

What qualities in drugs determine the comparative time they are to be infused?

What constituents influence the keeping qualities of infusions for better or for worse?

What materials require fine comminution for making infusions and decoctions ?

In what respect must the official decoction of aloes be essentially different from a concentrated decoction diluted with water ?

What precaution is necessary in making astringent decoctions ?

What kind of comminution should sarsaparilla root be subjected to in preparation for boiling, and what difference in the decoction results from the various modes of its division ?

RECAPITULATION.

Infusing is preferred to boiling for the extraction of drugs which contain valuable volatile matter, or are easily injured by heat.

The time required for infusion is determined by the compactness of the material, and the difficulty with which its active constituent is dissolved.

Essential oils improve the keeping qualities of infusions ; mucilaginous and albuminous matters detract from the same.

Porous substances only require coarse comminution ; hard barks should be finely divided.

Decoctions are preferred of such drugs as are difficult to exhaust, and are not easily injured by heat.

Concentrated decoction of aloes cannot be prepared to yield on dilution with water a fair representation of the official product.

The official process for decoction of cinchona only extracts about half the alkaloids present.

Astringent decoctions require care to avoid discoloration by the action of iron, &c.

LECTURE XIV.

EXTRACTS.

Varieties—General Process for Green Extracts—Extracts by Aqueous Infusion—By Decoction—Aqueous Fluid Extracts—Liquors of Opium, Deane and Brady's, Battley's—Extracts prepared with Spirit and Water—Alcoholic Extracts—Ethereal Extracts.

THE extracts constitute a class of preparations very important in pharmacy, and of considerable diversity both in the nature of the process and of its product. The processes include infusion, decoction, percolation, expression, evaporation, distillation, &c., and the product is either a fluid, a semi-solid, a hard mass, or a powder. They all agree, however, in being prepared in the fluid state first, thus naturally following the subject of my last lecture on infusions and decoctions.

For our present purpose they may be classified under three heads:—Those which are produced by expressing the juice of fresh plants; those which are obtained by the evaporation of infusions or decoctions; and those which are obtained by the use of alcohol or ether.

EXTRACTS BY EXPRESSION.

The general mode of procedure for the first of these classes is to collect the herb as quickly as possible early in the morning, to bruise it in a large mortar or under a mill-stone, and then to press out the juice with a screw press such as is used for pressing the residues of tinctures. The juice thus

obtained is heated without loss of time to 130° Fahr. ($= 54.4^{\circ}$ C.), by which the green colouring matter separates; the liquor is then strained, the colouring matter being reserved to add to the extract at a later stage; the heat of the clear liquor is raised to 200° Fahr. ($= 93.3^{\circ}$ C.), by which the albumen coagulates, and is separated by a second filtration and rejected, it being found that the albumen promotes the decomposition of the extract if not separated.

The clear liquor is then evaporated till of a syrupy consistence, a water bath being used to avoid the risk of injury by over heating. The temperature of a liquid freely evaporating in a water bath is always a few degrees below boiling point, generally as many as 20° or 30° Fahr. at the beginning of the process, but approaching more closely as the viscosity of the liquid increases. The extracts of colchicum and taraxacum are to be evaporated in a water bath at a temperature not exceeding 160° Fahr. ($= 71.1^{\circ}$ C.), but in the other cases the use of the water bath without this restriction of temperature is considered to give sufficient protection against injuries by heat until the syrupy consistence has been attained, at which point the green colouring matter first separated is added to the liquor, and the evaporation continued at a heat which is now to be regulated both by the bath and the thermometer, and is not to exceed 140° Fahr. ($= 60^{\circ}$ C.).

The green colouring matter is found to give the extract a better consistence than it would otherwise have, and keep it in a better condition. The ultimate consistence of the extract should be a rather soft pilular condition; but it is not found practicable to fix very definitely the consistence; some extracts are apt to become hard by keeping, others, if evaporated to a firm consistence, reabsorb moisture. This is the case with the extracts of colchicum and taraxacum, while extracts of lettuce, aloes, logwood, and sarsaparilla have the opposite tendency. As a rule it is most desirable to have extracts reduced to that condition which leaves little tendency either to absorb or to lose moisture by ordinary keeping.

The extracts prepared by this method are aconite, belladonna, hemlock, henbane, and lettuce from the green herb, and colchicum and taraxacum from the corm and root; the two latter being parts of the plant which do not contain chlorophyll, the first filtration is not required.

The groups of watery extracts may be divided according to the mode of procedure; thus the extracts of aloes are produced by hot infusion; opium, calumba, and liquorice, by cold infusion. By hot percolation we have—extracts of poppy and pareira; by cold percolation—rhatany, quassia; by boiling—chamomile, gentian, logwood.

Extractum Aloes Barbadosis—Extractum Aloes Socotrinæ.

The aloes being dissolved in hot water, allowed to cool and settle, the soluble portion is separated and evaporated to dryness in a water bath. It must not be supposed, however, that the aqueous extract thus obtained is entirely soluble in water, for the extract undergoes some change during the evaporation by which a portion is rendered insoluble, and however often the solution, filtration, and evaporation are repeated, this always continues to be the case. I have myself repeated the process till there was only $3\frac{1}{2}$ per cent. of the aloes left soluble, and this was almost destitute of purgative properties. The extracts of aloes are not to be kept of a pilular consistence, but reduced to dryness.

No definite relation can be stated between the strength of aloes and the extract. I am disposed to think that good aloes is not improved by the process, but that samples of varying quality are made more uniform by the improvement of the inferior portions which contain much insoluble matter.

Extractum Calumbæ.

Cold infusion is preferred for this extract to avoid dissolving the starch, which is abundant in the root, and would add to the bulk, but detract from the quality of the extract.

Extractum Glycyrrhizæ

Is also prepared by repeated macerations in cold water alternated with pressure. The use of the press in this and similar cases is very important, as it enables the exhaustion to be completed in much less time and with much less liquor, thus saving evaporation and improving the flavour.

Extractum Opii.

The opium is macerated in successive portions of hot water, the liquors filtered off, and evaporated to a pilular consistence. It yields about half the weight of the original opium, and as it contains nearly the whole of the active matters it is double the strength of the crude drug. It is also to be noticed that the extract is free from the earthy odour which is so characteristic of opium and its tincture.

Most drugs lose a portion of their medicinal activity during drying or the evaporation of their extracts; opium, under these circumstances, loses narcotine, but it is said that the morphia is not diminished.

Extractum Papaveris—Extractum Pareiræ.

These two drugs are exhausted by infusing in hot water, and afterwards percolating more hot water. They should not be in a very coarse state, or the percolation is too rapid. It is to be noted that the poppy seeds are to be removed from the capsules, the seeds being oily, mucilaginous, and nearly, if not quite, inert.

Extractum Kramerizæ—Extractum Quassizæ.

These extracts are prepared by infusing the roughly-powdered drugs in cold water, and afterwards percolating cold water till exhaustion is effected, the liquors being evaporated in a water bath. The extract of rhatany is to be reduced to dryness, the quassia to the usual pilular consistence.

Extractum Anthemidis—Extractum Gentianæ.

In the preparation of these two extracts we have recourse to actual boiling of the ingredients; in the case of gentian

the boiling being preceded by a couple of hours' infusing. Chamomile contains an essential oil which is dissipated in the process, but its loss is compensated for by the addition of oil of chamomile at the end of the evaporation.

Extract of Logwood

Is evaporated to dryness in copper or enamelled vessels, the contact of iron being avoided on account of the blackness which it occasions.

AQUEOUS FLUID EXTRACTS.

The aqueous fluid extracts are—bael, cinchona, ergot, opium, pareira, and sarsaparilla.

The processes for these preparations are very similar to those for the firm extracts, except that the liquors are evaporated down to a given measure, or to a given density, and spirit is added to prevent mouldiness or fermentation.

Extractum Belæ Liquidum.

One pound of bael fruit is macerated in successive portions of water, and the liquors evaporated till they measure 14 fluid oz., then 2 fluid oz. of spirit are added; consequently a fluid ounce of the fluid extract is equal to an ounce of the fruit.

Extractum Ergotæ Liquidum.

Moist ether is percolated through the powdered ergot to remove its oil. This is supposed to facilitate the extraction of the active matter by enabling the water to penetrate more freely. The ergot is then exhausted by digestion in a considerable bulk of water, which is subsequently filtered and evaporated so that the product of 1 lb. of ergot measures 9 fluid oz., 8 oz. of rectified spirit are then added, which causes the coagulation of mucilaginous matters, which are to be separated by filtration. The product from 1 lb. of ergot should be 1 lb. of fluid extract. The use of ammoniacal

solvents has been adopted for extracting ergot, but with questionable advantage, though the physiological action of ammonia may give valuable assistance to that of ergot.

Extractum Opii Liquidum.

This is prepared by dissolving 1 oz. of *extract* of opium in 16 oz. of water, and adding 4 oz. rectified spirit. Though the extract of opium was a perfect solution before it was evaporated, it does not now perfectly redissolve.

This may be regarded as an official liquor to take the place of a number of liquors of opium which have enjoyed more or less popularity since the first introduction of Battley's sedative solution of opium. The general fault of all these preparations is that they aim at a definite relationship between the finished product and the crude drug from which it was prepared, whereas the more satisfactory standard would be in relation to the morphia which constitutes its most important active principle. This point will be further treated under the pharmacy of opium in a subsequent lecture. Battley's Paper appeared in the *Pharmaceutical Journal* for 1850.

Extractum Cinchonæ Flavæ Liquidum.

The Pharmacopœia process for this preparation may be considered a modification of Battley's, as the powdered bark is macerated in a little more than double its weight of water, and then exhausted by the percolation of more cold water. The subsequent evaporation is continued till a specific gravity of 1.2 is obtained, as Battley directs, and then spirit added in such quantity as to reduce the gravity to 1.1.

According to my own experience, it is impossible to obtain even an approach to a satisfactory exhaustion of the bark by the percolation of 12 pints of water through 1 lb. of the cinchona, even when very finely powdered.

This will be further treated under the pharmacy of cinchona; at present I have only to add that 4 oz. of the liquid

extract are supposed to represent 1 lb. of the bark, but may more correctly be stated to represent that portion of the active matter of a pound of bark which is readily soluble in water, and not rendered insoluble by the subsequent evaporation.

Extractum Pareiræ Liquidum

Is prepared, like the solid extract, by hot percolation, and is evaporated so that 1 lb. of the fluid extract shall represent 1 lb. of the root.

Extractum Sarsæ Liquidum.

In this instance the water is used at 160° Fahr. The root is cut transversely, but not split, that the starch may not be so much dissolved; two macerations are used in the place of percolation; the evaporation is continued till a specific gravity of 1.13 is attained, and spirit subsequently added. It is expected that 1 lb. of sarsaparilla will yield 8 fluid oz. of extract, but the density being fixed is a protection against the root or the process being at fault, as in that case the quantity rather than the quality would suffer.

In commercial samples, it must be remembered that the density is not in itself an indication of correct strength, as it might result from deficiency of spirit or the presence of an undue proportion of inert matter.

Exp.—Test infusions of split and unsplit root with iodine; the former gives an abundant precipitate of iodide of starch, the latter little or none.

EXTRACTION BY SPIRIT AND WATER.

Extractum Jalapæ—Extractum Lupuli—Extractum Rhei.

These three extracts are produced by the joint action of spirit and water upon the drugs which give them their name.

Jalap is extracted with spirit first, and then with water, the two liquors being separately evaporated to the consistence of soft extracts, then mixed, and the evaporation continued

till a pilular consistence is attained. The activity of the extract depends almost exclusively upon the alcoholic portion—the mucilaginous matter extracted by the water being useful mainly as an excipient for retaining the jalap resins in an emulsable or diffusible condition.

Extract of hops is prepared by the same method; but extract of rhubarb is obtained by acting on the root with spirit and water mixed, the spirit being one-tenth the quantity of the water.

The quantity of spirit used in extracting the hops is very small compared to the bulk of the material operated upon, and a powerful pressure is necessary to press out of the hops a satisfactory proportion of the pint and a half of spirit used.

ALCOHOLIC EXTRACTS.

Extractum Cannabis Indicæ—Extractum Colocyntidis Compositum—Extractum Nucis Vomice—Extractum Physostigmatis—Extractum Stramonii.

Hemp, nux, Calabar, and stramonium form a group. Hemp is simply macerated with spirit, nux is boiled with spirit, Calabar bean is macerated and percolated, and stramonium is percolated with spirit after having had its essential oil removed by percolation with ether. It is correctly classed with the alcoholic extracts, and not with the ethereal, as the matter extracted by the ether does not enter into the extract ultimately formed.

In the processes with spirit and ether, it is desirable to economize these valuable solvents by having recourse to distillation instead of evaporation in an open vessel, the still body being heated by a water bath to avoid scorching, and the distillation continued till a syrupy liquid is obtained, the completion of the evaporation being effected in an open pan heated by water, the evaporation of the last portion of spirit taking place more rapidly, and at a lower temperature, in an open pan than in the close still body.

Extractum Colocynthis Compositum.

Colocynth pulp	6 oz.
Extract of socotrine aloes	12 oz.
Resin of scammony	4 oz.
Soap	3 oz.
Cardamoms	1 oz.
Proof spirit	1 gal.

This is the most popular extract in the Pharmacopœia, though it might more appropriately have been called colocynth pill, had that name not been already allotted to a different compound. The colocynth pulp is exhausted by being macerated in *proof* spirit for four days (all the other alcoholic extracts being made with *rectified* spirit); then this proof spirit tincture is submitted to distillation till the spirit has come over, leaving the extract of colocynth in combination with a watery liquid containing but little spirit, and to this are added the extract of aloes, resin of scammony, and soap; and then the evaporation is continued till a pilular consistence is obtained, the powdered cardamoms not being added till towards the end of the process that their aroma may not be lost by the continued action of heat. There are few of the extracts which are conveniently kept of a firm pilular consistence, the firm extracts being liable to become intractably hard. This is much the case with colocynth; even when it is required for making compound colocynth pills, it is more convenient to have the extract reduced to dryness, powdered, and reworked with a small quantity of rectified spirit; it is thus both easier to manipulate, and produces pills which retain their shape better. It is to be regretted that the authorities do not sanction the extract in the dry state, as the powder is almost exclusively the article of commerce. The proportion of the active matters in this extract may be roughly stated as being the soluble part of 1 grain of colocynth pulp, with 2 grains of extract of aloes, and rather less than a grain of resin of scammony, in a $4\frac{1}{2}$ -grain pill.

It should be noted that the pulp only, and not the rind

or seeds, is used, and that aqueous *extract* of aloes and *resin* of scammony are directed.

ETHEREAL EXTRACTS.

Extractum Filicis Liquidum—Extractum Mezerei Æthereum.

The former of these is a purely ethereal extract, and the latter an extract obtained by the action of ether upon an alcoholic extract. The mezereon bark being extracted by maceration with successive portions of spirit, the bulk of the spirit distilled off, and the residue evaporated to a soft extract, the ether is then added, which takes up only a portion of the matter soluble in alcohol; the ethereal solution is then distilled, and at last evaporated to a soft extract.

In making extract of male fern the ether is made to percolate through the root in powder, and to economize ether, a still is contrived upon such a principle that the same portion of ether is percolated, distilled, and re-percolated any number of times.

QUESTIONS FOR EXAMINATION.

Describe in outline the process for extracts prepared from green herbs.

What precautions are used in the evaporation of the liquors for extracts?

What varieties of physical condition do the official extracts include?

What kind of change commonly results from evaporation, and what drug is said to be an exception to the rule?

What two extracts are prepared from fruits from which the seeds are first to be separated?

How is sarsaparilla root divided in preparation for making extract, and why is the old custom discontinued?

Which two extracts are prepared by making alcoholic and aqueous extracts separately, and then combining them?

RECAPITULATION.

The extracts are vegetable preparations, liquid in the first stage of the process, and concentrated by evaporation to a denser liquid, a plastic mass, or a friable solid.

The aqueous liquors, more especially from green herbs, should be evaporated with as little loss of time as is compatible with a safe temperature; a water bath is generally used, and the heat also regulated by the thermometer.

Most vegetables lose part of their activity by drying, and most vegetable liquors lose value during evaporation; opium is said to be an exception to that rule.

Extract of colocynth should be prepared from the pulp of the fruit only, the rind and seeds being first separated.

LECTURE XV.

SPIRITS, TINCTURES, WINES, VINEGARS, LINIMENTS.

Spirit of Wine—Official Spirits not Redistilled—Tinctures—Various Wines—Sherry and Orange—Medicated Vinegars—Liniments—Aconite and Belladonna—Sundry Liniments.

THE study of this group of liquids most appropriately commences with a few remarks upon spirit of wine. It is unnecessary to enter into its chemical history; but the customary modes of expressing its strength in commercial parlance, and the rules for converting one strength into others, must claim a little attention.

Spiritus Rectificatus.

Alcohol with 16 per cent. of water, known in commerce as spirit of wine, 56 O.P., its specific gravity being, according to the British Pharmacopœia, .838. The principal points of interest to us at the present time are the relation between the strength and gravity, and the modes of converting spirit of one strength to other standards. I will not attempt to enter fully into the matter, but must notice that the Excise standards are a rectified spirit of 63 O.P. It is known for Excise purposes as standard alcohol, sp. gr. .825, and contains about 89 per cent. of absolute alcohol. The second standard is known as proof spirit; its specific gravity is .920, and contains 48.5 of alcohol. Any strong spirit is reduced to proof by adding water till 100 measures become 100 plus the number over proof of the sample before dilution. This takes a number of

measures of water a little greater than the number over proof, as a slight condensation takes place on dilution. Thus, if we take the "standard alcohol" of the Excise—that is, spirit 63 O.P.—we shall have to add water to 100 measures of spirit till it becomes 163 measures at 60° Fahr. to reduce it to proof spirit. The reason for this arrangement is very evident, the duty being fixed at so much per gallon on proof spirit; the scale on the hydrometer is constructed so as to indicate any number over proof; it makes a very simple calculation to ascertain what duty is chargeable upon the strong spirit. Thus, with spirit of the strength I have supposed, the number of the gallons is to be multiplied by 1.63, to give the number of gallons of proof spirit to which it is equal, and consequently by multiplying this by the duty, the payment upon the whole is indicated; and if the strength were 54 O.P., the number of gallons would be multiplied by 1.54 with the same object. And for our pharmaceutical purposes, if we have to reduce the spirit of 54 O.P. to proof, we add water till one gallon measures 1.54, and so on, of any other strength.

The official rectified spirit has a specific gravity of .838, or, by the Excise rule, is 56 O.P., and the instruction for its dilution to the weaker spirit of sp. gr. .920, which is equal to Excise proof, is to add 3 pints of water to 5 of spirit, or, in other words, 60 parts of water to 100 of spirit by measure. This, allowing a little for the condensation which takes place, agrees very closely with the Excise rule.

We have not the same interest in spirit under proof, but may just notice, in passing, that the number under proof being taken as a decimal fraction, and multiplied by the number of gallons in hand, gives the subtrahend, and the difference between this and the number of gallons of under proof spirit indicates the number of gallons of proof spirit it contains, and for Excise purposes would show the amount of duty chargeable. Thus, if you have 8 gallons 20 U.P., the calculation would be— $0.20 \times 8 = 1.6$, and $8 - 1.6 = 6.4$, which is

the number of gallons of proof spirit contained in 8 gallons of 20 U.P.

The statement which is current, that 20 U.P. spirit requires the addition of 20 measures of standard alcohol to 100 measures to make it of proof strength, would be nearly correct if we substitute absolute alcohol for standard alcohol, or would be correctly put by saying, to 100 measures of 20 U.P. spirit add as much standard alcohol as would make 20 measures of water into proof spirit.

The following table shows the percentage of alcohol, and the Excise definitions applicable to spirits of various specific gravities :—

Sp. Gr.	Per cent. Alcohol.		Sp. Gr.	Per cent. Alcohol.	
·9981	1	98 U.P.	·914	51½	5 O.P.
·994	3½	95 "	·9069	55	10½ "
·9914	5	91 "	·900	58	15 "
·988	7	85 "	·8956	60	19¼ "
·9841	10	80 "	·890	62	24 "
·9778	15	72 "	·8840	65	28 "
·975	17	66 "	·876	68	34 "
·9716	20	59 "	·8721	70	38 "
·968	23	54 "	·868	71¼	40 "
·9652	25	50 "	·8603	75	45 "
·962	27	45 "	·852	78½	48 "
·9578	30	38 "	·8483	80	50 "
·952	33½	31 "	·842	82½	54 "
·9490	35	27 "	·838	84	56 { B.P.Rect. Spirit.
·944	37½	23 "	·8357	85	57 "
·9396	40	18 "	·825	89	63 "
·933	43	12 "	·8228	90	
·9292	45	8½ "	·8172	92	
·925	47	5 "	·8089	95	
·920	49	Proof.	·8031	97	
·9184	50	½ O.P.	·7938	100	

As it is common in foreign formulæ, and in chemical other than pharmaceutical writings, to express the strength of spirit in percentages of alcohol, the following rule will be found useful for reducing rectified spirit to lower strengths. As the percentage of rectified spirit is to the percentage of the spirit required, so is 100 to the quantity of rectified spirit

which will make 100 of the percentage required. To make 100 oz. of alcohol of 74 per cent. from rectified spirit (84 per cent. alcohol), say—

$$84 : 74 :: 100 : 88,$$

therefore take 88 parts by weight of rectified spirit and add water to make 100, and it will be of the required strength; or if a fractional measure of the 74 per cent. spirit be required, say $7\frac{1}{2}$ oz., take the last term of the proportion as a decimal and multiply by $7\frac{1}{2}$ thus:—

$$0.88 \times 7.5 = 6.6,$$

that is the weight of rectified spirit required to make 7.5 oz. by weight of 74 per cent. alcohol.

SPIRITS OR ALCOHOLIC SOLUTIONS, such as do not involve the use of distillation, may be considered next. They are—

Spirit of ether	.	1 fl. oz. of ether	to	2 fl. oz. of rectified spirit.
„ cajeput	.	1 fl. oz. of oil	to	49 fl. oz. „
„ camphor	.	1 oz.	to	9 fl. oz. „
„ chloroform	.	1 fl. oz.	to	49 fl. oz. „
„ juniper	.	1 fl. oz. of oil	to	49 fl. oz. „
„ lavender	.	1 fl. oz. „	to	49 fl. oz. „
„ peppermint	.	1 fl. oz. „	to	49 fl. oz. „
„ nutmeg	.	1 fl. oz. „	to	49 fl. oz. „
„ rosemary	.	1 fl. oz. „	to	49 fl. oz. „
Essence of aniseed.	.	1 fl. oz. „	to	4 fl. oz. „
„ peppermint	.	1 fl. oz. „	to	4 fl. oz. „

In all these preparations rectified spirit is used; in all the aromatic spirits (except, of course, aromatic spirit of ammonia) there is simply 1 part of essential oil in 50.

Spirit of chloroform may be regarded as a substitute for the old so-called chloric ether, which is simply a solution of chloroform in spirit, in somewhat uncertain proportions, and combined with small quantities of the bye-products. It is said that the presence of these bye-products increases the solubility of the chloroform in water, on which account the product of the old formula is sometimes called *soluble* chloric ether, as a further distinction between it and the similar preparation obtained by mixing chloroform and spirit of wine.

It is more likely, however, that the greater solubility

simply corresponds to the smaller percentage of chloroform which it contains.

The old chloric ether was prepared by distilling spirit with chloride of lime in an insufficient quantity to decompose all the spirit, part being converted into chloroform, and part being distilled unchanged. These compounds must not be confounded with chloride of ethyl, known as hydrochloric ether, or with the substitution products obtained by passing chlorine into ether, and known under the names of dichlorinated and trichlorinated ethers.

TINCTURES.

Having spoken at some length upon the phenomena of diffusion of liquids in one lecture, and upon percolation in another, we shall have at present comparatively little to study under this head, except the composition, the proportion of active matters, and a few exceptional cases.

Tinctura Aconiti.

Two and a half ounces of the root in coarse powder is macerated in 15 oz. of rectified spirit for forty-eight hours, with agitation; the whole is then placed in a percolator, and when the spirit has drained through, 5 oz. more spirit are percolated; the marc is pressed; the liquors obtained by percolation and expression being all mixed, as much more spirit is added as is required to make the whole measure a pint.

This may be considered a typical process, several others being exactly the same, and a larger number only varying in some point of detail, such as the use of proof spirit.

The tinctures prepared by exactly this process are—

Aconiti with rectified spirit.	
Buchu with proof spirit.	
Calumbæ	”
Cascarillæ	”
Chirettæ	”
Cinnamomi	”
Colchici sem.	”
Conii	”

Cubebæ with rectified spirit.	
Digitalis with proof spirit.	
Gallæ	”
Hyoscyami	”
Jalapæ	”
Kramerizæ	”
Lobeliæ	”
Lupuli	”

Myrrhæ with rectified spirit.	Serpentariæ with proof spirit.
Sabinæ with proof spirit.	Stramonii "
Scillæ "	Sumbul "
Senegæ "	Valerianæ "
Sennæ "	Zingiberis with rectified spirit.

In the following tinctures the same proportion—viz., $2\frac{1}{2}$ oz. of the active constituent—is used to produce a pint of tincture, but some other mode of extraction is followed:—

Assafoetida is macerated in 15 oz. of spirit, filtered, and as much spirit added to the filtrate as makes it measure a pint. Rectified spirit. Seven days.

Cocci, proof spirit. Seven days.

Limonis, proof spirit. Seven days. Sliced peel.

Lobeliæ ætherea, spirit of ether. Seven days' maceration.

Tolu, rectified spirit. Six hours, or till dissolved.

Valerianæ ammoniata, aromatic spirit of ammonia. Seven days.

This makes thirty-two tinctures, in which there are $2\frac{1}{2}$ oz. of the crude drug to a pint of solvent, or an ounce of the tincture equals a drachm of the drug from which it is named.

A second list of tinctures may be drawn out, in which the proportion is 1 oz. of the drug to a pint of spirit.

Arnica root, rectified spirit.

Belladonna leaves, proof spirit.

Saffron, proof spirit. The process being maceration and percolation as used in the first part of the first list.

Indian hemp (extract), rectified spirit. Dissolve.

Castor, rectified spirit. Seven days' maceration.

There are sundry tinctures of powerful articles, which are made with smaller quantities of their active material, and of some of which it is desirable to keep the proportion in mind.

Tinctura opii	.	.	.	33 gr. in 1 oz.
„ opii ammoniata	.	.	.	5 gr. „
„ camphora composita	.	.	.	2 gr. opium in 1 oz.
„ quiniæ	.	.	.	8 gr. in 1 oz.
„ cantharidis	.	.	.	5 gr. „
„ capsici	.	.	.	15 gr. „
„ aloes	.	.	.	11 gr. „

Tinctura Opii.

Powdered opium is directed to be used in the preparation of the tincture. A deviation from the official process is sometimes made by estimating the quantity of opium in its moist

state, which is equal to $1\frac{1}{2}$ oz. of the powder, softening this down with warm water, and then adding rectified spirit and water to make up 1 pint of tincture of the strength of proof spirit. The medicinal value of the tincture thus prepared is no doubt the same as that obtained by the pharmacopœial process, but its colour is paler, and its odour rather stronger.

Tinctura Quinæ

Will deposit some of the quinine in cold weather unless some excess of acid be present, about 1 minim of diluted sulphuric acid to each grain of sulphate of quinine being a useful addition.

Tinctura Cardamomum Composita.

The seeds are to be freed from the pericarps and bruised before being weighed; $\frac{1}{4}$ oz. is used for making a pint of tincture, and about 3 drachms of the entire capsules yield $\frac{1}{4}$ oz. of the seed. Though cardamoms give the name to this tincture, it contains an equal quantity of caraways and double as much cinnamon.

Tinctura Chloroformi Composita

Contains 1 part of chloroform in 10, and is consequently double the strength of the spirit of chloroform, besides being one half compound tincture of cardamoms.

Tinctura Cinchonice Composita

Is made with pale bark, 2 oz. in a pint, and is a warm aromatic tincture, but not rich in quinine.

Tinctura Cinchonice Flavæ

Is made with double the quantity of bark, and being a species which yields quinine abundantly (not less than 2 per cent., according to the British Pharmacopœia standard), it is a good tonic tincture, but not aromatic. The quinine it contains should be about $1\frac{1}{2}$ to 2 grains per ounce, consequently about a quarter of the *quinine* strength of the tincture

prepared from the sulphate of the alkaloid ; but its tonic value is much higher than this proportion would suggest, as the other tonic principles of the bark are also present.

Tinctura Ferri Acetatis.

Acetate of potash and persulphate of iron are both soluble in spirit, but on being mixed double decomposition takes place, and sulphate of potash, which is insoluble in spirit, is precipitated, while acetate of peroxide of iron is retained in solution. By keeping, it acquires an odour of acetic ether ; a basic acetate of iron being deposited, the tincture is paler and weaker. The addition of a small excess of acetic acid would probably be an advantage, and the tincture should be kept in the dark. The process might also be modified with advantage, by rubbing the acetate of potash with the liquor ferri before adding spirit ; the precipitate thus produced is denser.

Tinctura Ferri Perchloridum

Is made by mixing 1 measure of strong solution of perchloride of iron with 3 measures of rectified spirit. A fluid ounce of the tincture contains about 62 grains of anhydrous perchloride of iron. It acquires an ethereal odour by keeping, and if prepared with an exactly neutral chloride, is liable to deposit a basic salt ; this is avoided by having a slight excess of acid and taking care that no proto-salt is present.

Mr. Squire suggests that this tincture may be prepared from the crystalline hydrate of perchloride of iron ($\text{Fe}_2\text{Cl}_3 \cdot 12 \text{ Aq.}$), an ounce of which is equal to a fluid ounce of the official strong liquor. If this suggestion be acted upon, care must be taken to use the right kind of chloride of iron, as the commercial salt is usually $\text{Fe}_2\text{Cl}_3 \cdot 6 \text{ Aq.}$, with a little more water mechanically attached.

Tinctura Guaiaci Ammoniata

Contains 4 oz. of gum guaiac, dissolved in as much aromatic spirit of ammonia as will make the whole measure a pint.

Tinctura Iodi

Contains $\frac{1}{2}$ oz. iodine in a pint of rectified spirit, with $\frac{1}{4}$ oz. iodide of potassium.

Tinctura Lavandulae Composita

Contains 45 minims of oil of lavender in a pint; and turning to "oil of lavender," we find that the Pharmacopœia only sanctions the use of that distilled in Britain from the flowers of *Lavandula vera*. There are many other instances in which such restrictions are in force, and not indicated where the article is named. It is necessary, however, to remember them, as in this case, when oil of lavender is ordered, the English oil distilled from flowers of *Lavandula vera* only can be legitimately used. Oil of rosemary, which is also contained in this tincture, is ordered to be distilled from the flowering tops, but not necessarily in England. It also contains cinnamon bark and nutmegs, and is coloured by red sandal wood.

Tinctura Nucis Vomicae.

This is prepared from powdered *Nux vomica* with rectified spirit, by maceration and percolation in the usual manner, the proportion being 1 part of nux in 10 of spirit.

Tinctura Rhei

Is now made with a much larger portion of rhubarb than was formerly ordered, viz., 2 oz. instead of $1\frac{1}{4}$ oz. to the pint; it also contains cardamoms, coriander, and saffron, and does not now contain liquorice.

Tinctura Zingiberis Fortior

Is the only tincture made by a pure process of percolation; it is four times the strength of the usual tinctures, viz., 10 oz. to 1 pint, and is used principally for making syrup of ginger.

MEDICINAL WINES

Very much resemble the tinctures, but are less alcoholic, the proportion of spirit in sherry being from 17 to 20 per cent. of rectified spirit; the Pharmacopœia defines that it should contain 17 to 18 per cent. of alcohol, which is equal to about 20 to 21 per cent. of rectified spirit, and is about as strong as sherry can usually be obtained. Orange wine is directed to contain about 12 per cent. of alcohol, besides which they both contain small quantities of extractive matter, vegetable acids, and salts. Bitartrate of potash being a normal constituent of grape juice, occurs in all the grape wines, though more abundantly in the new wines; as the fermentation goes on, the increase in the percentage of alcohol causes the precipitation of the greater bulk of the bitartrate; the small portion that is retained is useful in aiding the solution of the iron wire employed in making the vinum ferri of the British Pharmacopœia; a small quantity of tannin, which it also contains, is the cause of the blackness.

The medicinal wines are—

- Vin. Aloes—about 18 gr. in 1 oz.
- „ Antimon.—2 gr. in 1 oz.
- „ Colchici (Corm)—87 gr. in 1 oz.
- „ Ferri—of uncertain strength, 1 oz. of wire being put in a pint of wine, but very little being dissolved.
- „ Ferri citratis—8 gr. citrate of iron and ammonia in 1 oz. (*orange wine*).
- „ Ipecac.—22 gr. in 1 oz.
- „ Opii—22 gr. of extract in 1 oz. The extract being about double the strength of opium, the wine is about one-third stronger than the tincture, which contains about 33 gr. of opium in 1 oz.
- „ Quinæ—1 gr. in 1 oz. (*orange wine*), the solution of the quinine being promoted by the addition of $1\frac{1}{2}$ gr. of citric acid.
- „ Rhei—33 gr. in 1 oz.

Free acid is considered advantageous for the preparation of ipecacuanha wine. Mr. Johnson, at the Pharmaceutical Conference at Birmingham, showed that the deposit which takes place in long-kept ipecacuanha wine contains ipecacuanhate of emetina, which is precipitated from ipecacuanha wine of any alcoholic strength, if there is no free acid; but

samples prepared with inferior acid wines were comparatively free from change with keeping. The addition of 3 or 4 grains of tartaric acid per ounce is an advantage in preventing this deposit.

Tartaric acid itself is not exempt from decomposition when kept in solution in water, and it is not unlikely that acetic or hydrochloric acid would be more advantageous. No doubt the spirit in the wine would retard the decomposition of tartaric acid, but acetic acid is not only more stable in itself, but also has an antiseptic action upon most organic substances.

VINEGARS.

Acetic acid being one of the best solvents for alkaloids, vinegar, or the pure acid diluted, may be advantageously used for extracting various vegetables, though the number of vinegars at present official is limited to two, viz., acetum cantharidis, which is prepared with strong acetic acid; and acetum scillæ, which is prepared with an acid of the strength of vinegar, with the addition of spirit.

Ordinary malt vinegar is official, though the only preparation in which it is directed to be used is the emplastrum ceratum saponis, in which an acetate of lead is extemporized by boiling oxide of lead in vinegar. Malt vinegar of the Pharmacopœia is directed to contain $4\frac{1}{2}$ to 5 per cent. of acetic acid, and is allowed to contain a small portion of sulphuric acid, which, however, must not exceed 1 part in 1,000.

LINIMENTS,

Though of very various compositions, may be classed along with tinctures for our present purposes.

Linimentum Aconiti—Linimentum Belladonnæ.

These liniments are both prepared from the coarsely-powdered root, by moistening 20 oz. of it with spirit, allowing it to macerate for three days, then packing it in the

tube of a percolator, and putting 1 oz. of camphor into the receiver, and slowly percolating spirit through the root upon the camphor till the product measures a pint ; thus an ounce of the liniment may be considered to represent an ounce of the root, though it is far from containing all the active matter which exists in that quantity of root.

To promote the best practicable exhaustion of the material, the root should be so finely divided as to pass through a sieve, twenty holes to the linear inch, this rough powder being moistened with just so much of the spirit as suffices to damp it, not making it positively wet ; it is then to be packed with considerable force in the percolator. This necessarily makes the percolation slow, but insures its being effectual, and avoids the loss of much spirit. The root, as usually found in commerce under the name of rough powdered belladonna, is not nearly so fine as desirable.

Linimentum Ammoniacæ—Linimentum Calcis—Linimentum Hydrargyri.

These are emulsive liniments containing imperfectly saponified grease.

The *linimentum ammoniacæ* is olive oil partially saponified with the weaker liquor of ammonia. It is a thick fluid while fresh, but is apt to solidify by keeping, more of the oil being converted into soap than the remainder can retain in the liquid form. An excess of oil retains it in the liquid state more effectually than an excess of water, but different samples of oil vary in this respect.

Liniment of mercury is a similar compound, containing mercury and camphor.

Liniment of lime is prepared with equal parts of lime water and olive oil, not linseed oil, as has been for many years used. A lime soap is formed which is not soluble, but miscible with the oil, of which there is much more present than can combine chemically with the lime ; but the whole forms with the water a thick creamy emulsion.

Linimentum Camphoræ—Linimentum Camphoræ Composita.

It is necessary to note the difference in these two preparations, it being not an uncommon thing in some neighbourhoods to overlook the simple liniment altogether, excepting under the name of camphorated oil.

Camphor liniment is 1 part of camphor dissolved in 4 parts of olive oil. Compound camphor liniment is—camphor, 2½ oz. ; oil of lavender, 1 drachm ; strong solution of ammonia, 5 oz. ; and spirit of wine, 15 oz.

Linimentum Chloroformi

Consists of equal parts by measure of chloroform and *simple* camphor liniment.

Linimentum Oleum Crotonis

Contains 1 drachm of croton oil in the ounce, the remainder being equal parts of rectified spirit and oil of cajeput.

Linimentum Iodi,

As I before noticed, in speaking of the tinctures, contains five times as much iodine as the tincture, and four times as much iodide of potassium and a little camphor.

Linimentum Potassii Iodidi cum Sapone

Is a gelatinous mass obtained by dissolving—

Hard soap	1½ oz.
Hot water	7 oz.

And adding a solution consisting of—

Iodide of potassium	1½ oz.
Glycerine	1 fl. oz.
Water	3 oz.

And subsequently flavouring it with 1 fl. dr. of oil of lemon.

Its gelatinous condition is a very questionable advantage, but being customary, it is well that all pharmacists should produce it alike.

The soap which is best adapted for the liquid liniment being least suitable for the gelatinous, common curd soap answers well. I have used that made in tablets by Anderson and Cattley with perfectly satisfactory results.

This preparation was introduced as an improvement upon the ointment of iodide of potassium, and where the greasiness of an ointment is objected to this has the advantage. There have been various modifications suggested as further improvements, but principally having regard to its appearance. If a suitable curd soap be used, there is no difficulty in making a satisfactory compound. Therapeutically, the object to be sought is the absorption of the iodide of potassium by the skin; probably this would be better secured by increased glycerine which would keep the liniment longer in a semi-fluid condition.

Linimentum Saponis

Contains $2\frac{1}{2}$ oz. of hard soap in a pint, and should be a clear pale yellow fluid.

The olive oil hard soap used in this liniment consists of a mixture of oleate of soda with margarate or stearate and palmitate of the same base; these latter salts have but little solubility in cold spirit, and the bulk of them is rejected as an insoluble residue when the temperature during maceration does not exceed 70° Fahr.; but if the heat be greater there is a larger proportion of these salts taken up than remains soluble at ordinary temperatures, the result being that the liniment assumes a gelatinous condition in cold weather. There are also—

Camphor	1 $\frac{1}{4}$ oz.
Oil of rosemary	3 dr.
Rectified spirit	18 oz.
Water	2 oz.

to complete the formula.

Linimentum Sinapis Compositum.

Ethereal extract of mezereon	40 gr.
Camphor	120 gr.

are dissolved in

Rectified spirit	4 fl. oz.
------------------	---	---	---	---	-----------

To which are afterwards added

Oil of mustard	1 fl. dr.
Castor oil	5 fl. oz.

The solubility of castor oil in spirit is here made use of, to enable an alcoholic liniment to retain the smoothness and lubricating qualities which a fixed oil imparts.

Linimentum Terebinthinæ

Contains—

Soft soap	2 oz.
Camphor	1 oz.
Oil of turpentine	16 fl. oz.

Linimentum Terebinthinæ Aceticum

Contains—

Oil of turpentine,
Acetic acid,
Liniment of camphor, in equal measures.

The latter, it must be remembered, is the oily, not the ammoniacal liniment.

It has been proposed to substitute an equivalent proportion of glacial acetic acid, as it is soluble in oils, and the liniment, when so made, does not separate on standing. Oil of turpentine and liniment of camphor each 3 parts, glacial acetic acid 1 part, gives a more elegant and probably a more active preparation.

QUESTIONS FOR EXAMINATION.

What is meant by over proof spirit, and how is it reduced to proof?

What is meant by under proof spirit, and how can it be raised to proof?

What is the difference between the strengths of the aromatic spirits and essences of the Pharmacopœia?

What is the general process for making tinctures?

Name the most notable exceptions to the general rule of the strength of tinctures.

What is the difference between the alcoholic value of wines and tinctures?

What condition promotes the permanence of ipecacuanha wine?

RECAPITULATION.

To reduce our spirit to proof, add to 100 measures of it as much water as makes it measure 100, plus the number it was over proof.

Spirit under proof indicates spirit of such a strength as could be obtained by mixing proof spirit and water; the number under proof indicates the number of measures of water in 100 measures, the remainder being proof spirit.

The aromatic spirits contain 2 per cent. of the essential oil giving them their name, the essences contain 20 per cent.—both by measure.

The general rule for the strength of tinctures is that 1 fl. oz. contains the soluble matter from 1 drachm of the drug from which they are named. There are several important exceptions to this rule, notably tincture of opium and tincture of quinine.

Medicinal wines resemble tinctures, but are much less alcoholic, proof spirit tincture containing nearly 50 per cent. of alcohol, and the wines from 12 per cent. to 18 per cent.

Ipecacuanha wine is more permanent if free acid be present.

LECTURE XVI.

OFFICIAL PRODUCTS OF DISTILLATION AND SUBLIMATION.

Hydrocyanic Acid—Nitric Acid—Ether—Aromatic Waters—Chloroform—
Essential Oils—Oils of Lemon, Nutmeg, Mustard, Spirit of Nitre,
Spirit of Ammonia—Official Products of Sublimation—Chlorides of
Mercury.

I PROPOSE to treat first of a group of pharmaceutical products obtained by distillation, containing a variety of diverse materials associated mainly by their mode of production, but also, more or less, by certain qualities in common. They are all liquids free from sediment and leaving no fixed residue, the appearance of sediment or fixed residue being evidence of faulty manipulation. The general features of the process having been described in a former lecture, I will now direct your attention more particularly to some considerations connected with the products themselves, and only point out a few particulars relating to the process where modifications or peculiarities seem to require notice.

Hydrocyanic Acid.

Hydrocyanic acid is obtained by distilling yellow prussiate of potash with sulphuric acid and water. The yellow prussiate is dissolved in a portion of the water; the acid diluted with another portion and cooled; they are then mixed and slowly distilled, the products being carried into a receiver containing a third portion of the water. The water in the receiver serves to condense any gaseous hydrocyanic acid

which may not be condensed with the water which distils; it may consequently be regarded as a case of distillation combined with the solution of a gas. Fig. 16, page 98, represents an arrangement of apparatus which may be used for this purpose, substituting a sand bath for a water bath, and taking care that the tube of the condenser dips into the water contained in the bottle.

However carefully the process may be conducted, it is always desirable to control the accuracy by a volumetric examination of the distillate, and add the quantity of water which may thus be found necessary to reduce the strength down to precisely 2 per cent. As it also loses strength by keeping, old samples should not be used unless proved by analysis to have approximately the standard strength.

Nitric Acid.

The strength and purity are the only two points to which we need at present give our attention. The specific gravity is 1.42, which is advantageously fixed upon as being the most permanent, on account of stronger acids being reduced to this strength by boiling, and weaker acids increasing in strength by the same treatment up to the same point.

Ether.

Ether may be distilled in an arrangement similar to that described for hydrocyanic acid, provided there is a flow of sufficiently cold water to keep the condenser and receiver thoroughly cooled, and a safety funnel added to the flask, so that more spirit can be kept flowing in as the ether distils off. As the specific and latent heats of ether are much lower than those of water, it is not so important to have a large flow of water as it is to have it of a low temperature. The contents of the retort are to be kept of about constant bulk. The ether is accompanied in the receiver by the water formed by the decomposition of the alcohol, and by a portion of alcohol which has escaped decomposition.

In a careful experiment, Mitscherlich obtained from every 100 parts of absolute alcohol—

65 of ether,
17 of water, and
18 of undecomposed alcohol, in the receiver.

The precise nature of the changes which take place during the conversion of alcohol into ether and water is not clearly established, and their study belongs rather to chemistry than pharmacy. I will not, therefore, enter into the question, beyond reminding you that alcohol contains the elements of ether and water, and that distillation with sulphuric acid converts the former into the two latter without itself undergoing any change, the name "sulphuric ether" being still frequently though incorrectly used. The product of distillation, I have just said, contains alcohol and water dissolved in the ether. The addition of a large bulk of water causes the precipitation of the greater part of both the alcohol and the water; the comparatively pure ether floating on the top may be decanted and further purified by a second distillation, which should be stopped when the total distillate has a specific gravity of 735 at 60° Fahr., as indicated by a specific gravity bead placed in the receiver. To make *pure ether* of the Pharmacopœia, a second washing is required to remove a portion of spirit still adhering, and another rectification from lime and chloride of calcium to remove the last traces of water.

Aromatic Waters.

The aromatic waters constitute a natural group of pharmaceutical products, the most of them being of very simple nature, and requiring little else than a few general remarks upon the class.

If we regard camphor as a concrete essential oil, we may say the waters are obtained by agitating the oil with water, by distilling the oil with water, or by distilling the material yielding the oil with water, to which we may add the non-official processes of rubbing the oil with sand or magnesia,

agitating this with the water, and filtering ; and, lastly, dissolving the oil in spirit, and adding this to the water. Much has been said upon the relative merits of these various processes. We have not time to enter fully into their consideration now ; but I must remark, in passing, that the presence of spirit in the waters is quite objectionable. I have repeatedly seen waters prepared by the aid of spirit turn sour by keeping, the spirit, no doubt, being converted into acetic acid. The use of magnesia has been objected to on account of its power of forming salts with the oils, part of the magnesia itself remaining in solution, and retaining more than the legitimate quantity of oil. As far as my experience goes, when it is necessary to extemporize a water, nothing is gained by the use of magnesia or sand over simply adding the oil to the water, hot in preference, using violent agitation, and filtering through paper.

A further objection to the use of magnesia is the chance of its interfering with any salt which may be prescribed along with the aromatic water ; the chance of this is the greater in consequence of its solubility being increased by some at least of the essential oils.

In the Pharmacopœia camphor water is the only preparation of this class in which distillation is dispensed with.

Peppermint and spearmint waters are the only two in which distillation from the essential oil is directed—the flavour of the water prepared from the oil being usually preferred to that made directly from the herb, the keeping qualities of the former also being superior.

The others are all prepared by distilling the plant yielding the oil with water. The fruit of caraway, dill, fennel, &c., being rich in essential oil, 1 lb. is sufficient to yield a gallon of water. The flowers of rose and elder containing but a small percentage, 10 lb. are required to produce 1 gallon ; in any case the vegetable is placed in 2 gallons of water when 1 gallon is required to be drawn over, the object of the second gallon being to prevent scorching of the material in the still.

The waters, as a class, are simple aromatics, commonly used as vehicles for more potent remedies, imparting to them an agreeable flavour and warm carminative qualities; but there is one notable exception. Aqua laurocerasi is a powerful poison from the quantity—and the *uncertain* quantity—of hydrocyanic acid it contains. While the other waters may be taken *ad libitum*, laurel water is given in doses of 5 to 30 drops. It is a pity that an article of this kind should be rendered official without there being any rule for insuring uniformity of its strength.

Chloroform.

One part of rectified spirit and 16 parts of water are mixed in a large glass retort, and heated to 100° Fahr.; 6 parts of chlorinated lime and 3 parts of hydrate of lime are then added, and heat applied till active ebullition has commenced; the heat is then immediately withdrawn, and the distillation allowed to go on. It is necessary to have the still body much larger than the measure of the materials put into it, as considerable frothing takes place. It is also necessary to attach a condenser, supplied with sufficiently cold water, to avoid the loss of so volatile a product as chloroform, which boils at 142° Fahr. When once in the receiver, however, it is in some measure protected from loss by evaporation. Its specific gravity being 1.49, it sinks to the bottom of the water that distils over with it. In the crude state it is contaminated with spirit which has escaped decomposition, and a trace of essential oil, resulting from the reaction. It is freed from the former by washing with water; and from the latter by agitation with oil of vitriol, which decomposes the oil but does not act upon the chloroform. It is decanted from the oil of vitriol, and finally purified by agitation with slaked lime and chloride of calcium, which combine with adhering water, and fix it while the chloroform is again distilled.

It is important to use pure sulphuric acid in the latter part of the process, as a contamination of nitric acid gives the

chloroform a tendency to decompose by keeping, more especially if exposed to light.

Essential Oils.

The essential oils are distilled in the same manner as the aromatic waters, except that the quantity of water is diminished; and sometimes the water is returned to the still again and again with more of the herb yielding oil. The oil accumulates in such quantity that it may be readily skimmed off the surface or separated by a Florentine receiver, which is a vessel shaped somewhat like a coffee-pot, with a short spout on its rim and a long spout attached to the bottom.

The whole products of distillation flowing into the Florentine receiver are separated by subsidence, the water flowing off by the long spout, which is so placed as to carry away the fluid which occupies the bottom of the receiver, at the same time that any supernatant oil is flowing away in an opposite direction by the short spout.

Many of the essential oils are directed by the Pharmacopœia to be distilled in Britain; not that it is impossible to distil good oils abroad, nor impossible to have inferior oils of British manufacture, but that the home distilled oils are, as a rule, of a finer quality than those produced abroad.

The oils of dill, chamomile, caraway, and cloves, are directed to be prepared in Britain; the oil of aniseed in Europe. Cajeput is defined as a foreign oil; and in regard to the oils of cinnamon and cloves, we are left at liberty to derive them from any source.

Oil of lemons, though an essential oil, may be obtained either by expression or distillation.

Oil of nutmeg obtained by expression contains both fixed and volatile oil; that obtained by distillation contains, of course, the volatile oil only. Thus, the case of nutmegs contrasts with that of almonds and mustard, inasmuch as the two latter seeds contain the fixed oil already formed, but only give rise to their essential oil by decomposition, which takes

place on the contact of water. The nutmegs contain both fixed and volatile, ready formed, consequently yield them both when subjected to pressure.

Most of the essential oils are lighter than water, but there are a few exceptions, *e.g.*, the oils of cassia, cinnamon, and cloves being heavier.

Oil of mustard is perhaps the only oil which requires a special notice at present. If the mustard seed be pressed dry it yields a sweet fixed oil, in which there is no trace of the pungency of mustard; but if the mustard be macerated in water and distilled, an oil comes over which is characterized by extreme pungency and irritating action upon the skin. The essential oil thus obtained does not exist ready formed in the seed, but is the product of a decomposition which takes place when two of the constituents come in contact with water. Myronic acid, by the action of synaptase, yields the oil of mustard.

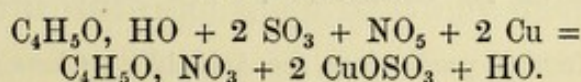
The essential oil of bitter almonds is another instance of an oil being produced by the action of water upon principles contained in the material from which it is distilled; it, however, is not an official product.

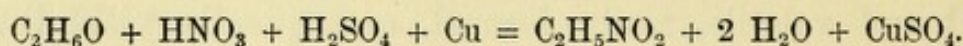
Spiritus Etheris Nitrosi.

Nitric acid	3 fl. oz.
Sulphuric acid	2 fl. oz.
Copper wire	2 oz.
Rectified spirit	3 pints, or q.s.

The sulphuric acid being added to 1 pint of spirit, and then 2½ oz. nitric acid added, the mixture is poured upon the copper wire in a still fitted with a thermometer. Heat being applied to keep the temperature between 170° and 180° Fahr., nitrous ether distils along with some unchanged spirit. The change which takes place may be represented as follows:—

Old Notation.



New Notation.

The nitrous ether and spirit which pass over require a thoroughly efficient condenser to reduce them to the liquid state, as the nitrous ether boils at 61.5° Fahr.

The remaining $\frac{1}{2}$ oz. of nitric acid is added when the action grows slack, and distillation is continued till 15 fl. oz. are obtained. To the distillate is added as much spirit as will bring the density to .845; the density of nitrous ether being .947, and that of rectified spirit being .838, it will be observed that the specific gravity is no guide to the medicinal value of the product, as its density may be increased by either the addition of water or of nitrous ether.

When new it is nearly free from acid, and will, on being mixed with twice its volume of saturated solution of chloride of calcium, yield 2 per cent. of nitrous ether by settling. The nitrous ether being partly retained in solution, the 2 per cent. does not show the whole quantity present, but the quantity in excess of what is retained by the solution of chloride of calcium and spirit from which it has separated. The total quantity of nitrous ether present should be 10 per cent., of which 8 per cent. remains dissolved and 2 per cent. rises to the surface.*

We are indebted to Professor Redwood for this process, which yields a product of greater and more uniform strength than that which was formerly followed. After trying various materials capable of evolving nitrous gas from nitric acid, he adopted copper as the most satisfactory. Copper being a costly material, and the nitrate formed being of very limited consumption, manufacturers have adopted some other substances with pecuniary advantage.

Though it is not difficult to make spirit of nitre to possess the qualities indicated in the official tests, it is impracticable to obtain it thus in commerce. As sent out by the best

* For further particulars, see Attfield's "Chemistry."

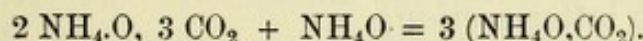
makers it is generally found decidedly acid, and incapable of yielding the required film of nitrous ether—defects no doubt resulting from the instability of the ether. The decomposition of the nitrous ether is much more rapid when the preparation contains more than its legitimate quantity of water. It has been stated that the acidity is due to acetic acid, but the powerful action it commonly exerts upon iodide of potassium would rather indicate the liberation of some nitrous compound.

Spiritus Ammoniae Aromaticus.

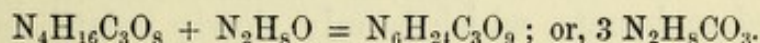
Carbonate of ammonia	8 oz.
Strong liquor of ammonia	4 fl. oz.
Essential oil of nutmeg	4 dr.
Oil of lemon	6 dr.
Rectified spirit	6 pints.
Water	3 pints.
Distil 7 pints.	

When the ordinary carbonate of ammonia is added to the spirit, water, and liquor of ammonia used in preparing this article, an additional equivalent of ammonia enters into combination, forming the salt known as monocarbonate of ammonia. The change may be expressed thus—

Old Notation.



Or, according to the new equivalents—



The salt thus formed being much more volatile than the ordinary carbonate of ammonia, distils along with the spirit and oils of lemon and nutmeg. Cloves were formerly used in this preparation, but they are now omitted, as they cause the spirit to become brown by keeping. The ultimate strength of the product is a little below rectified spirit, there being 7 pints distilled from the mixed ingredients containing 6 pints of rectified spirit.

Spiritus Ammoniae Fœtidus.

Assafoetida	1½ oz.
Strong liquor of ammonia	2 oz.
Rectified spirit q.s. to make	20 oz.

Contains caustic instead of carbonate of ammonia, and is impregnated with the essential oil of assafoetida. The ammonia is added after the distillation.

THE PRODUCTS OF SUBLIMATION.

The various substances thus obtained are usually manufactured on the large scale, and are consequently rather subjects of study under chemistry and materia medica than pharmacy; the only two for which the editors of the Pharmacopœia have thought it necessary to provide formulæ are the two chlorides of mercury. The chief articles of materia medica obtained by sublimation are—acid benzoic; acid arsenious; ammonia carbonate; ammonium chloride; camphor; mercury perchloride; mercury subchloride; iodine; sulphur.

They should all be entirely volatilized by heat, and some are also volatilized slowly at ordinary atmospheric temperatures.

Benzoic acid, carbonate of ammonia, camphor, and iodine belong to the latter section.

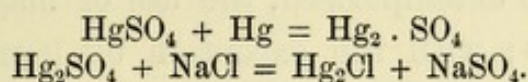
Carbonate of ammonia is decomposed by exposure to the air into a very volatile carbonate, which evaporates, and a more fixed carbonate, which is only slowly volatilized except at a higher temperature.

Perchloride of Mercury,

Obtained by subliming a mixture of persulphate of mercury with chloride of sodium. In the Pharmacopœia formula a small portion of black oxide of manganese is added to the mixture, with the object of insuring the absence of subsalts from any imperfectly oxidized mercury present in the sulphate.

Subchloride of Mercury.

The same materials are used in this as in the last, with the addition of metallic mercury, which is first rubbed with the sulphate of mercury to reduce it from a persulphate to subsulphate.



The process having been described in the lecture on sublimation, we need now only draw attention again to the fact that it undergoes partial decomposition on sublimation, a small quantity of corrosive sublimate and metallic mercury being formed.

QUESTIONS FOR EXAMINATION.

What is the characteristic quality of all products of sublimation, and how would you divide them into two subclasses?

What are the distinctive characters of products of distillation?

What circumstances render it important to have hydrocyanic acid constantly tested?

What are the usual doses of aromatic waters? Give a notable exception. State some objections to the use of spirit or magnesia in extemporizing an aromatic water.

State the general mode of procuring essential oils, and note one or two exceptional cases.

What characters should spirit of nitrous ether possess? What defects are commonly found in commercial samples? What is the value of testing its density?

RECAPITULATION.

Products of sublimation should be entirely volatile, some at ordinary atmospheric temperatures, others only at higher heats.

Products of distillation should be free from sediment and entirely volatile also.

Hydrocyanic acid, being very liable to variation, requires systematic testing.

The aromatic waters should contain nothing but water and essential oil; if extemporized, the use of magnesia or spirit is objectionable; with the exception of laurel water, they have little activity.

Essential oils usually exist in the plants from which they are obtained, and are extracted by distillation; oil of lemons is an exception, inasmuch as it is extracted by expression; oil of mustard is an exception in being formed by the decomposition of other principles contained in the seeds.

Spirit of nitrous ether should contain but little free acid, and should evolve a film of nitrous ether on mixing with solution of chloride of calcium; it is not difficult to make it with these qualities, but impossible to keep it so. Its density does not indicate its strength.

LECTURE XVII.

OFFICIAL PRODUCTS OF FUSION.

Ointments—General Instructions—Mercurial Ointment—Spermaceti Ointment—Stirring—Nitrate of Mercury Ointment—Plasters—Mercury, Belladonna, Cantharides, &c.—Other Products of Fusion—Purified Bismuth—Bromide and Iodide of Potassium.

OINTMENTS, PLASTERS, ETC.

MANY of the official ointments do not involve fusion, but they are most conveniently treated along with others which it is necessary to reduce to the fluid state in the process of making.

Those which are not melted are—

Ung. aconitiæ	8 gr.	to 1 oz.
„ antim. tart.	$\frac{1}{4}$ oz.	„
„ atropiæ	8 gr.	„
„ belladonnæ	80 gr. extract	„
„ cadmii iodidi	62 gr.	„
„ creasoti	1 dr.	„
„ gallæ	80 gr.	„
„ gallæ cum opio	32 gr. opium	„
„ hydrarg.	1 part in 2.	„
„ „ ammoniati	62 gr.	„
„ „ iodid. rub.	16 gr.	„
„ „ subchlor.	80 gr.	„
„ iodi	32 gr.	„
„ plumbi acet.	12 gr.	„
„ „ carb.	62 gr.	„
„ „ iodidi	62 gr.	„
„ potassæ sulphuratæ	30 gr.	„
„ potassii iodidi	64 gr.	„
„ sulphuris	120 gr.	„
„ „ iodidi	30 gr.	„
„ veratriæ	8 gr.	„
„ zinci	80 gr.	„

In making these, the chief point requiring attention is to have the dry, active materials finely powdered and thoroughly mixed. This requires special care in the case of tartarized antimony, iodide of cadmium, sulphurated potash, and iodide of sulphur, all of which are apt to be rough and unpleasant to use unless great attention be paid to the careful grinding. The iodide of sulphur ointment may be made smooth and of a dark brown colour by the addition of a little iodide of potassium and water, which would probably be an improvement to the official formula.

Sulphurated potash ointment is also more readily made smooth by the addition of a little water.

Unguentum Potassii Iodidi.

Iodide of potassium	64 gr.
Carbonate of potash	4 gr.
Water	1 dr.
Lard	1 oz.

In this instance the smoothness of the ointment is insured by the salts being dissolved in water. The addition of carbonate of potash to this ointment in the present Pharmacopœia prevents its becoming yellow by keeping, which was apt to be the case with the old form, the ointment becoming rancid and yellow from the liberation of iodine. The addition of hyposulphite or sulphite of soda has been suggested to prevent this ointment becoming discoloured.* Whether it would have the effect of preventing rancidity or not, it would no doubt prevent the liberation of iodine which usually accompanies this change.

Unguentum Belladonnæ.

Extract of belladonna	80 gr.
Lard	1 oz.

The quantity of water which is added to this ointment should be just so much as to reduce the extract to a soft condition. As the extract of commerce is rarely of a pilular consistence, it requires very little water. If too much is

* *Pharmaceutical Journal*, November 11, 1871.

added, the mixing is less perfect. An excess of water probably increases the tendency to mouldiness. The addition of a little oil of cloves would tend to its preservation, but as the formula stands it is better prepared fresh when required. Probably the use of spirit or glycerine for softening the extract would diminish its tendency to mouldiness.

Unguentum Gallæ.

Powdered galls	80 gr.
Lard	1 oz.

We are not directed to use heat to soften the lard in the preparation of ointments which contain simply lard and a dry powder; but in cold weather the use of a little heat is desirable, as it very much facilitates the production of a perfect mixture. When we have recourse to artificial heat with such an object, it is best to use just so much as reduces the lard to a creamy consistence, as we thus avoid the chance of the powdered material sinking to the bottom, and save both the time which would have been occupied in rendering it fluid, and that which would have been spent in stirring it till cold again. In the case of *unguentum gallæ*, there is an additional reason for avoiding much heat, as the galls run into hard knots if heated too much; after which it is almost impossible to make the ointment fit for use.

Unguentum Hydrargyri.

Mercury	1 lb.
Lard	1 lb.
Suet	1 oz.

Requires long-continued rubbing at a gentle heat, just sufficient to keep the ingredients in a creamy condition. It is usually made on the large scale by machinery. As the mercury is only oxidized to a very small extent, it may be recovered in the metallic state by melting the ointment and allowing it to settle; if then washed with a little ether to remove the adhering grease, 33 parts of the ointment should yield 16 of mercury.

It is desirable that testing of purchased samples should not be entirely omitted, as the appearance is not much guide to its quality. A simpler test than the above, though not a crucial one, is the taking of its specific gravity. One hundred parts by weight of mercurial ointment consist of—

Mercury . . .	48.5 (sp. gr. 13.5)	=	3.5 measures.
Grease . . .	51.5 (sp. gr. about .9)	=	57.2 „
Total . . .			<hr/> 60.7

Consequently 100 oz. by weight should measure 60.7, or, striking off the fraction, say $2\frac{1}{2}$ oz. by weight equals $1\frac{1}{2}$ oz. by measure. In making an examination of this kind, it is most important to avoid any air-bubbles being entangled in the ointment, which would add to its bulk without increasing its weight, and thus imply a deficiency of strength.

The pale colour of a sample which recently fell under my notice led me to examine its specific gravity, which turned out to be about 1.6, or nearly what the above calculation would make it, *i.e.*, 1.65; and the paleness of its colour proved to be the result of a less perfect division of the mercury.

The official instruction had been obeyed, literally obeyed, for metallic globules were not visible to the naked eye; but in many cases the trituration is continued till the mercury ceases to be visible with the aid of a lens of one or two inches focus. It would probably be better that this latter degree of division should be officially required.

Unguentum Veratriæ.

Veratria	8 gr.
Lard	1 oz.
Oil	$\frac{1}{2}$ dr.

A little oil is added in the preparation of this ointment to enable the veratria to be rubbed quite smooth without dispersing any of it in dust, which is exceedingly irritating to the eyes and nose of the operator.

The bases of the remaining ointments require to be melted as the first step in their making.

Unguentum Cetacei—Unguentum Simplex.

These may be taken as typical examples; in the former some latitude is allowed as regards the quantity of oil to be used, so that the ointment may be firmer or softer according to the desire of the consumer, or the requirements of the season. The condition of the ointment is also influenced by the stirring. The Pharmacopœia says, stir constantly while it cools. But it is not sufficient to stir it till of a creamy consistence; the solid ingredients are more or less crystallizable, and as the cooling continues they deposit partly in an indistinctly crystallized form, which gives a hardness or rigidity to the ointment which is very objectionable; and it is difficult afterwards to make it smooth by rubbing; but if the stirring be continued constantly till the ointment is so cold that no more crystallization will take place, the crystals which are formed are very small and not agglomerated, so that the ointment is soft and plastic instead of being rigid. An ointment which contains so small a proportion of oil that it is firm while in this plastic state, is less affected by changes of temperature than an ointment which has the same degree of firmness with more oil, and having been left at rest during the latter part of the cooling.

A sample of spermaceti ointment containing—

Spermaceti	5 oz.
White wax	3 oz.
Almond oil	1 lb.

melted and stirred till it was in a semi-fluid, semi-solid state at 93° Fahr., a portion taken out and cooled at rest was hard at 63°; but another portion, having been stirred till it fell to 73°, was plastic at 63°. It would bear the ordinary changes of season without becoming either too hard or too soft for convenience, but if the quantity of oil had been so much increased that the ointment was of a conveniently soft consistence in cold weather with the small degree of stirring, viz., only till the ointment was in a creamy, semi-solid condition, then any rise in the temperature would make it

unmanageably soft. Different samples of oil appear to me to require different proportions of the hard materials to give them a suitable consistence.

Though the consistence of spermaceti ointment is left indefinite, it is intended to be softer than the simple ointment, which contains—

Lard	3 oz.
White wax	2 oz.
Oil of almonds	3 oz.

Unguentum Cantharidis.

Cantharides	1 oz.
Yellow wax	1 oz.
Olive oil	6 oz.

This is prepared by infusing cantharides in oil, filtering and adding melted wax to give the required consistence. The ointment is of a light-yellow colour, and should be free from particles of the fly.

Unguentum Elemi—Unguentum Resinæ.

These two ointments require filtering while in the fluid state, as some clotty matter separates on the mixture of the resin with the grease; this is the case even if the resin and the grease are both quite clear before mixture.

The unguentum resinæ of the British Pharmacopœia is much harder than usually liked. The consistence I find generally preferred is obtained by using the resin and simple ointment in the proportion ordered, but omitting the wax—

Resin	8 oz.
(Yellow wax	4 oz.)
Simple ointment	16 oz.

Unguentum Hydrargyri Compositum.

Mercurial ointment	6 oz.
Yellow wax	3 oz.
Olive oil	3 oz.
Camphor	1½ oz.

This is half the strength of the simple mercurial ointment, and has one-eighth of its weight of camphor added. Camphor is usually powdered by rubbing it with a few drops of spirit,

but in a case like this a little of the olive oil, which forms one of the ingredients of the ointment, may be used. The addition of camphor makes the ointment much softer than it would be without it—a circumstance which is easily understood if we keep in mind that the camphor is a concrete essential oil which becomes fluid by union with the grease.

Unguentum Hydrargyri Nitratis.

Mercury	4 oz. (by weight)
Nitric acid	12 oz. (by measure)
Lard	15 oz.
Olive oil	32 fl. oz.

There has been much said about the difficulty of making a good nitrate of mercury ointment, and a great number of formulæ have been suggested. There need not, however, be any deviation either from the ingredients or the modes of operating directed in the British Pharmacopœia. It is essential that the solution of nitrate of mercury be mixed with the grease while they are so warm as to cause a brisk effervescence. If the heat be too great, there is fear of loss from the ointment boiling over the top of the pan, and if the heat be insufficient, more is to be applied till free effervescence takes place. If long kept, the ointment becomes dark coloured, the evaporation of nitric acid being one change, but perhaps not the only change which it has thus undergone. It is better, therefore, to make only so much at a time as will be consumed before change of colour takes place. It is necessary to avoid bringing this ointment into contact with metallic substances, which might decompose the nitrate of mercury it contains; consequently the Pharmacopœia directs it to be made in a porcelain vessel. After the ointment is completed it is not very rapidly decomposed by either copper or iron.

In the British Pharmacopœia formula there are 15 oz. of lard to 32 of olive oil, which makes the ointment rather soft, but if these quantities be reversed—that is, 32 of lard to 15 of oil—a more convenient consistence is produced.

Unguentum Plumbi Subacetatis Compositum.

Solution of subacetate of lead	.	.	.	6 fl. oz.
Camphor	.	.	.	60 gr.
White wax	.	.	.	8 oz.
Oil of almonds	.	.	.	1 pint.

The wax is to be melted with four-fifths of the oil, and the camphor to be dissolved in the remaining fifth, that it may be kept separate to avoid the loss of camphor which would take place if the whole were heated together. When the wax and oil cool so much as to become milky, the solution of acetate of lead is stirred in, forming a mixture analogous to an emulsion.

The subacetate of lead readily emulsifies with oil, having much less tendency to subside than most aqueous solutions.

Unguentum Sabinæ.

Fresh savin tops are bruised and digested in the melted grease for twenty minutes, by which they impart to it some resin and essential oil, upon which the value of the ointment depends, and some chlorophyll, which gives it its usual green colour. As this colour is rather fugaceous, the brightness may be considered an indication of the ointment being fresh.

PLASTERS.

The plasters bear a general resemblance to the ointments in their chemical nature, their mode of manufacture, and their use. They are all prepared with the aid of heat, and all liable, though in various degrees, to be injured by over heating. In several instances water is added, which prevents the temperature rising above boiling water heat, the water being driven off during the process.

Emplastrum Ammoniaci cum Hydrargyro.

Ammoniacum	12 oz.
Mercury	3 oz.
Olive oil	1 fl. dr.
Sulphur	8 gr.

The sulphur is dissolved in the oil by the aid of heat, and

with this the mercury is triturated till globules are no longer visible; then the ammoniacum previously melted is added, and the whole mixed.

It seems remarkable that 3 oz. of mercury can be "killed" by trituration with so small a quantity as a fluid drachm of oil and 8 grains of sulphur.

The remarkable power of a small quantity of sulphur to "kill" a large quantity of mercury is well known to those who extract gold from quartz by amalgamation, the presence of a little sulphur causing a great loss of mercury, from the surface of the globules becoming tarnished, so that they lose their power of agglomerating. The same action takes place in this process, the bulk of the mercury remaining in the metallic state, only a very small portion being converted into sulphide, in the form of tarnish on the surface of the globules, which facilitates their division and prevents them from reuniting.

Emplastrum Belladonnæ.

Belladonna plaster was formerly made by mixing the ordinary watery extract with resin or soap plasters, but by this mode an imperfect compound was formed which was deficient in adhesiveness.

In the present mode of preparing belladonna plaster the ordinary aqueous extract is rubbed with about twice its weight of spirit, which dissolves the resinous and active part and leaves the mucilaginous matters, which are worthless, and do not combine well with the resin plaster; by this process the resulting compound is more adhesive and more fusible. As this plaster is readily injured by heat, it is prepared in a water bath, and requires care in spreading, to have the iron as gently heated as it is practicable to operate with.

It has been stated that a plaster of still better quality is made from an alcoholic extract of belladonna root.

Emplastrum Calefaciens.

Four ounces of powdered cantharides are macerated in boiling water for six hours, the liquor pressed off and evaporated to one-third, and added to—

Expressed oil of nutmegs	} Each 4 oz.
Yellow wax	
Resin	
Soap plaster	
Resin plaster	3½ lb.
						2 lb.

From the absence of the powder of cantharides, and the presence of some water, the colour of this plaster is creamy yellow.

It is customary to pour the melted plaster into water, and before it hardens to pull the mass out, double it and pull it again, by which treatment it acquires a silky appearance, a brighter colour, and greater opacity than it would have if simply cast into moulds. After this pulling process it is weighed into half-pound pieces and rolled upon a wet stone slab, to form rolls of 8 or 10 inches in length.

Emplastrum Cantharidis.

Cantharides	12 oz.
Yellow wax	7½ oz.
Suet	7½ oz.
Lard	6 oz.
Resin	3 oz.

This contains 1 part of cantharides in 3. It is apt to be very crumbly, unless beaten till cold. The instructions to stir the mixture while it cools are insufficient to insure the production of a plastic plaster. Before it is cool it becomes too hard to stir, and as soon as this occurs it is better to transfer it to a large mortar and beat it till cold. It may be made more plastic by increasing the quantity of resin and grease, and using little or no wax. Care must be taken, however, not to make the plaster more than sufficiently adhesive, as it would give much pain to remove an adhesive plaster from a blistered surface.

Emplastrum Opii.

Powdered opium	1 oz.
Resin plaster	9 oz.

The present opium plaster contains 1 part of powdered opium and 9 of resin plaster. Its predecessor in the London Pharmacopœia contained extract of opium softened with water, added to the melted plaster, and evaporated to a suitable consistence. Probably an alcoholic extract of opium would make a better plaster than either.

Emplastrum Plumbi.

Oxide of lead	4 lb.
Olive oil	1 gallon.
Water	q.s.

This plaster is a salt in which the oxide of lead is the base, and the oil supplies the fatty acids. The oil being a combination of glycerine with oleic and other acids, undergoes decomposition by boiling in contact with oxide of lead and water. The glycerine separates and is removed along with the water which has not evaporated during the process; the heat of a steam bath is recommended, as a higher heat long continued causes further decomposition of the oil, and even reduction of the lead to the metallic state.

Emplastrum Resinæ — Emplastrum Saponis.

Both these contain lead plaster, resin, and soap, the one or the other addition preponderating as the name indicates. They are more plastic and more adhesive than the lead plaster.

OTHER PRODUCTS OF FUSION.

There are various other processes of fusion in the Pharmacopœia. In the preparation of some salts, and the purification of sulphuret of antimony and metallic bismuth, the latter is perhaps the most interesting of the group, and has been the subject of much criticism. Commercial bismuth is usually contaminated with various metals, which are more or less readily oxidized by the contact of fused nitrate of potash, by which arsenic, its most frequent and most important

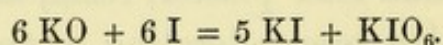
impurity, is removed. If any considerable percentage of copper is present it is but imperfectly separated by this treatment, but its presence is guarded against by the testing with ammonia which is enjoined.

The process answers satisfactorily in the absence of copper, and any samples of commercial bismuth which have a considerable contamination of this metal should not be used for this purpose; they may, however, be purified by being dissolved in nitric acid, and precipitated by dilution with water as in the official process for bismuthi subnitras; the copper remains in solution, and by collecting, drying, and igniting the precipitate with charcoal it is again reduced to the metallic state; any foreign metals, if present, being left in the nitric acid solution, the reduced bismuth is now pure, excepting as regards arsenic. If both arsenic and copper are present in the original sample, it is desirable to use both processes of purification.

The processes for bromide and iodide of potassium involve the fusion with charcoal to reduce any oxysalt which might otherwise escape decomposition if heat alone were used.

The decompositions may be briefly shown thus:—

Six equivalents each of iodine and caustic potash unite to form 5 equivalents of iodide and 1 of iodate.



By fusion the iodate is converted into iodide with the liberation of its oxygen, but a small quantity is apt to escape decomposition unless the charcoal be added, which effectually abstracts the oxygen and flies off as carbonic acid or carbonic oxide.

A precisely similar change occurs in the case of the bromide. As the decomposition takes place with some violence, it is effected by throwing the mixed salts and charcoal in small successive portions into a red-hot crucible; thus each portion becomes deflagrated before the addition of the next. The reduction is complete when the whole mass has been brought

into a state of quiet fusion. The salt is then poured out, and when cold dissolved in water and filtered to remove excess of charcoal, and the clear solution evaporated and crystallized.

QUESTIONS FOR EXAMINATION.

When solid substances are to be mixed with grease for the production of ointment, what modes of insuring smoothness may be adopted?

Describe two methods of testing the strength of mercurial ointment, and state their relative merits.

In making spermaceti ointment, how long should the stirring be continued?

Why is cantharides plaster made nearly destitute of adhesiveness?

What common impurity of metallic bismuth is not satisfactorily removed by fusion with nitrate of potash, and by what method may the bismuth be freed from it?

RECAPITULATION.

In making ointments the active matter should be smooth and uniformly mixed. The smoothness is usually insured by careful grinding, at other times by solution.

The strength of mercurial ointment should be tested; most advantageously by separating and weighing the mercury, or more readily, though less accurately, by taking its specific gravity.

The stirring of spermaceti ointment should be continued till its temperature falls to about 70° Fahr. to insure a plastic and smooth condition.

Cantharides plaster should possess little adhesiveness, lest, in removing it after use, it tear the skin off the blistered surface.

Fusion of bismuth with nitrate of potash is recommended to purify it from arsenic. Copper is more effectually removed by solution in nitric acid, precipitation with water, and fusion with charcoal.

LECTURE XVIII.

OFFICIAL SALINE PREPARATIONS, ETC., CRYSTALLIZED, PRECIPITATED, SCALED, OR GRANULATED.

Crystallized Salts having Volatile Acid or Base—Precipitates, Oxide of Antimony, Subnitrate of Bismuth—Chloride of Calcium, &c.—Separation of Iron—White Precipitate—Carbonate of Magnesia—Granulated Sulphate of Iron—Carbonate and Citrate of Potash—Citro-Tartrate of Soda—Scaled Salts, Sulphate of Beberine, Citrate of Iron and Ammonia, &c.

THIS is a considerable group of substances, including, besides salts, some metallic oxides, sulphides, &c. It will only be possible to take a very brief view of them, but this is of less consequence, as they are also treated by the lecturers on chemistry and materia medica, and the processes of crystallization and precipitation in the abstract have already been treated in my former lectures.

We will first consider one or two cases of crystallization, in which some small additional precautions are required.

Ammoniac Benzoas—Ammoniac Phosphas.

These are two instances of simple combination of the acid with the alkali; but the alkali being volatile and held by only a feeble affinity, it is desirable to keep it in excess, adding more towards the end of the process to compensate for what is lost by evaporation. Some salts of fixed bases with volatile acids, or of the volatile alkali with fixed acids, though sufficiently stable to bear exposure to the air in the dry state, are liable to part with a portion of their volatile constituent while their solutions are undergoing evaporation.

The loss of acid in this way is exemplified in the case of plumbi acetate, in which we are directed to add a little acetic acid at the end of the evaporation to compensate for that lost in the process, and thus insure the absence of subacetate in the crystals.

The common instructions of the British Pharmacopœia to drain and dry the crystals on filtering paper are of course only suitable for experimental operations. The centrifugal drainer which I mentioned in a former lecture may, with the greatest advantage, be used on the manufacturing scale.

Antimonii Oxidum.

When solution of chloride of antimony is diluted with a large quantity of water, a precipitate is thrown down, consisting of chloride and oxide of antimony united, the solution from which it has been thrown down still retaining a small quantity of antimony and a considerable quantity of hydrochloric acid, produced by the mutual decomposition of chloride of antimony and water—



The precise composition of the precipitate depends upon the quantity of water used, the composition varying from 1 equivalent of chloride with 2 of oxide to 1 of chloride with 13 of oxide. The quantity of chloride present diminishes as the washing of the precipitate continues. The liquor of the chloride of antimony contains various impurities, chloride of iron most abundantly, and smaller quantities of copper, lead, and arsenic. These are washed away along with the hydrochloric acid; when they are sufficiently removed, the remaining undecomposed chloride of antimony contained in the precipitate is decomposed by the addition of carbonate of soda, carbonic acid being liberated, chloride of sodium and oxide of antimony formed. The precipitate is subjected to a second washing to remove the soda salts.

Bismuthi Subnitrates.

The process for the preparation of this salt is very similar to that which I have just described in connection with oxide of antimony. The metallic bismuth is first dissolved in nitric acid to form an acid nitrate $\text{BiO}_3 \cdot 3 \text{NO}_5$, which, on dilution with a large quantity of water, throws down the subnitrate $\text{BiO}_3 \cdot \text{NO}_5$, leaving in solution a strongly acid nitrate $\text{BiO}_3 \cdot 9 \text{NO}_5$, together with nitrates of copper, iron, or lead, if these metals were present in the bismuth; but arsenic, which is a frequent impurity of bismuth, is thrown down in combination with the subnitrate. It is, therefore, more especially important to have the bismuth freed from arsenic before it is used for this purpose.

It is said that by long-continued washing the whole of the nitric acid may be washed out of this precipitate, leaving only the oxide; the Pharmacopœia, however, fixes the extent of washing which has to be used, and gives as the composition of the product, the formula $\text{BiO}_3 \cdot \text{NO}_5 \cdot 2 \text{HO}$, or $\text{BiNO}_4 \cdot \text{H}_2\text{O}$.

It is to be dried at a temperature not exceeding 150° Fahr. ($= 65.5^\circ \text{ C.}$) to avoid the expulsion of the water of hydration which it contains.

Bismuthi Subchloridum.

The smooth, soapy-feeling white bismuth frequently met with in commerce is a basic chloride, or a combination of basic chloride and nitrate. It is preferred where a cosmetic is required, but should not be substituted for the official preparation in pharmacy.

Bismuthi Carbonas

Is precipitated by pouring the solution of the acid nitrate into solution of carbonate of ammonia. As there is not the same opportunity of washing out the nitrates of other metals in this case it is the more important to use bismuth which is free from them.

Argenti Oxidum

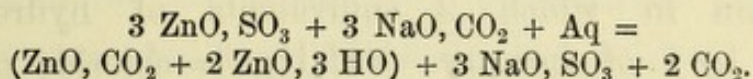
Is precipitated from the nitrate by means of lime water, which is preferred to the alkaline solutions, as it is less likely to be contaminated with carbonate, and thus avoids the chance of carbonate of silver being thrown down along with the oxide. To insure absence of carbonate, freshly-prepared lime water should be used. Commercial oxide of silver often contains some carbonate.

Calcii Chloridum

Is obtained by neutralizing hydrochloric acid with carbonate of lime. Most of the native carbonates of lime contain oxide or carbonate of iron; and with the view of separating the protochloride of iron thus introduced a little chlorinated lime is added to the solution, by the action of which it becomes converted into perchloride, and is subsequently precipitated as peroxide by the addition of slaked lime. Proto-salts of iron are very imperfectly precipitated in this way, but per-salts are completely separated, hence the use of the chlorinated lime. The same mode of separating iron is adopted in the preparations of zinc, using chlorine water and carbonate of zinc in place of chlorinated lime and slaked lime.

From the solutions thus purified the carbonates of lime and zinc may be precipitated by the addition of alkaline carbonates.

In precipitating carbonate of zinc, effervescence takes place from the precipitated carbonate of zinc containing only 1 equivalent of carbonic acid to 3 of oxide of zinc—

*Ferri Peroxidum Humidum—Ferri Peroxidum Hydratum.*

The humid or moist peroxide precipitated from persulphate of iron by caustic soda, and after being washed and drained is preserved without drying; but it should not be preserved long, as the only advantage it possesses over the

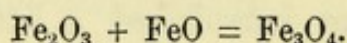
hydrated oxide is its greater solubility, and this it in a great measure loses when kept for a length of time, even if preserved moist.

The hydrated oxide is prepared by drying this precipitate below 212° , by which it retains 1 equivalent of water and a considerable degree of solubility.

By a higher heat it loses the water of hydration, and with it its ready solubility.

Ferri Oxidum Magneticum.

When peroxide and protoxide of iron are precipitated together they unite, forming the black magnetic oxide, thus—



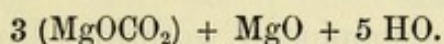
The official process yields a precipitate containing an excess of peroxide of iron and some water of hydration. It is not probable there is any advantage in its use in medicine as it is decomposed into proto- and per-compounds by union with acids.

Hydrargyrum Ammoniatum.

There is no peculiarity in the process for this compound, but the nature of the precipitate is such as does not usually belong to precipitates resulting from the decomposition of a metallic chloride with ammonia. In most cases chloride of ammonium would be formed, and the metal precipitated as an oxide, but in this case the precipitate has such a composition as would indicate its nature to be a chloride of ammonium in which 2 equivalents of hydrogen are replaced by 1 of mercury— NH_2HgCl —chloride of ammonium being also formed at the same time. Slight variations in the process give precipitates with different compositions and slightly different properties; they are all known as white precipitate of mercury. The official product is entirely volatilized on the application of heat, without first undergoing fusion. (See further in Attfield's "Chemistry," &c.)

Magnesiae Carbonas—Magnesiae Carbonas Levis.

It must be noted that when carbonate of magnesia is ordered, the heavy is to be used unless the light is specially indicated. They are of the same composition, viz., 3 equivalents of neutral carbonate with 1 equivalent of hydrate and 4 of water, or—



The physical condition depends upon the degree of concentration of the solutions from which the precipitate is thrown down, and some other minutiae which are known only to the manufacturers.

The precise processes of the British Pharmacopœia are probably rarely followed, but as the result is obtained satisfactorily by other methods this is of no moment.

Ferri Sulphatis Granulata.

This is a precipitate formed by adding a strong aqueous solution of sulphate of iron to spirit of wine. The salt is precipitated as minute crystals of precisely the same composition as the salt crystallized in the usual way.

It has been said to be a refinement without an advantage; but granulation as directed in the Pharmacopœia is a convenient mode of obtaining the protosulphate of iron free from the persulphate. The former salt being insoluble in spirit is precipitated, while the latter, from its free solubility in spirit, remains in solution; the degree of purity thus obtained is greater than the salt crystallized in the usual way, unless the process was conducted with more than ordinary care, and the granulated salt is found to be less prone to oxidation by exposure to the air.

Some manufacturers produce sulphate of iron in large crystals with this same property—a tendency to effloresce without oxidizing, but by what means they obtain these results I am not informed.

Potassæ Carbonas—Potassæ Citras.

These two salts are granulated by evaporating the solutions to dryness with constant stirring, by which operation an indistinct crystallization takes place; but as there is no mother liquor separated, the salt is not purified by the process, and to obtain satisfactory products the chemicals operated with must be sufficiently pure before granulation is commenced. In speaking of the phenomena of solution, I pointed out that a saturated solution of carbonate of potash does not dissolve any appreciable quantity of sulphate. We consequently have the means of purifying the carbonate of potash, known in commerce as "pearl ash," by simply dissolving out the carbonate in the smallest possible quantity of water, by which the sulphate is left behind, and the solution obtained is sufficiently pure to be granulated for medicinal use. The ordinary process of crystallization is not used for these salts, as they are deliquescent, and the draining and drying of the crystals would be troublesome.

Sodæ Citro-Tartras effervescens.

The granulation of this salt, or rather mixture of salts and acids, is effected by using just so much heat as causes incipient semi-fusion, stirring till the powder begins to agglomerate, and then withdrawing the heat that further decomposition may not take place. The salt is then passed through a coarse sieve to reduce any lumps which might be too large, and then the fine dust is sifted out with a fine sieve; the dust being worked up with the next batch, the granules are thus obtained in a pretty uniform condition.

Scaling is a mode of treatment which is conveniently adopted for colloid salts; but it must be remembered that obtaining a salt in a nicely-scaled condition is no criterion of its quality. The percentage of the constituents may vary considerably without any conspicuous change in the appearance of the product, or amorphous foreign matter, such as gum, may be present without altering the physical character of the

compound. The salts of peroxide of iron, with organic acids and the sulphate of beberine, are the principal medicinal substances kept in scales, but it has also been suggested to have extract of rhubarb and some other substances prepared in this form.

Ferri et Ammoniae Citras.

Peroxide of iron, freshly precipitated and washed, but not dried, dissolves pretty freely in solution of citric acid, but if the salt thus obtained is reduced to dryness, it is not again freely soluble in water. If, however, ammonia be added to the solution of oxide in citric acid, before it is evaporated, a rather indefinite compound of the two citrates is formed, which may be reduced to dryness without losing its solubility. Such is the nature of the well-known salt of the Pharmacopœia. If the oxide of iron be not in excess of the quantity prescribed, it will not be precipitated by either acids or carbonates of alkalies; but if it be much in excess of the quantity ordered, which may happen without changing the appearances, the addition of an acid will cause the separation of the iron, as a basic citrate, while the ammonia forms a salt with the acid added. The Pharmacopœia directs that the salt shall not leave less than 27 per cent. of peroxide of iron when calcined, and that the oxide thus obtained shall not be contaminated with alkali, which would result from potash or soda having been used instead of ammonia in the formation of the salt. It also directs that the citrate, when heated with excess of caustic potash, evolves ammonia and deposits iron, and the clear alkaline liquor from which the iron has been separated will not deposit cream of tartar if supersaturated with acetic acid, showing that tartaric acid has not been substituted for citric acid in its manufacture.

Ferrum Tartaratum

Is obtained by digesting fresh, moist peroxide of iron with cream of tartar, at a temperature not exceeding 140° Fahr., till no more peroxide of iron is dissolved.

The general characters of the salt thus obtained are similar to those of the citrate of iron and ammonia, but of course no ammonia is evolved when it is boiled with caustic soda; and if the alkaline liquor thus obtained be filtered from the peroxide of iron, and supersaturated with acetic acid, the cream of tartar originally used in the preparation of the salt is reprecipitated.

Ferri et Quinæ Citras.

In the preparation of this salt the peroxide of iron is dissolved in citric acid, the same as for making citrate of iron and ammonia; but before adding the ammonia some freshly-precipitated quinine—not the sulphate—is added, which forms citrate of quinine and dissolves; but this would not be a permanently soluble salt without ammonia; consequently ammonia is added in small successive portions, each addition causing the precipitation of some quinine, which, however, speedily redissolves, unless too much ammonia has been added.

In the tests for this salt you will find the statement that it is precipitated white by liquor of ammonia, and brown by caustic soda; the latter, however, causes the separation of both white and brown precipitate—that is, quinine and peroxide of iron—while the ammonia precipitates the quinine white, and converts the yellow liquor into brown citrate of iron and ammonia.

It should also be noted that the commercial salt is frequently prepared with a deficiency of quinine, and sometimes with amorphous quinine, which will impart the full degree of bitterness, but will not yield the quantity of precipitate with ammonia which the Pharmacopœia directs.

All these three salts, when formed in solution, are to be evaporated at a gentle heat (not exceeding 140° Fahr.) to a syrupy consistence, and then spread upon plates of glass, and the desiccation continued till the salt is brittle enough to be detached in scales, which usually takes place spontaneously.

QUESTIONS FOR EXAMINATION.

What precaution is requisite in preparing solution of acetate of lead for crystallizing, and what other salts require similar care?

If impure metallic bismuth be used for preparing the subnitrate, how are the different impurities affected by the process?

How is iron to be separated from chloride of calcium or chloride of zinc if present as an impurity?

How is granulated sulphate of iron prepared, and what are its advantages?

What class of substances is it customary to have sealed, and what are the advantages of the process?

RECAPITULATION.

Some salts having a volatile acid or base are liable to lose a portion of the volatile constituent during evaporation, and should be rendered neutral again before being crystallized.

Impure metallic bismuth dissolved in nitric acid and poured into water is precipitated; most impurities which might be present remain in solution; arsenic would go down with the bismuth.

Ferrous chloride is not readily separated from chlorides of calcium or zinc until converted into ferric chloride.

Granulated sulphate of iron is more easily obtained free from persulphate than the same salt crystallized in the ordinary way, and is less liable to become oxidized by keeping.

Sealing imparts a convenient form to colloid salts, but does not insure their purity; it is therefore necessary to test their purity, especially in the case of citrate of iron and quinine, which is often deficient in quinine.

LECTURE XIX.

COMPLEX PROCESSES.

Some of the more Complex Processes of the Pharmacopœia—Tartaric Acid—Tannic Acid—Sulphate of Quinine—Hydrochlorate of Morphia—Resins of Jalap, Scammony, and Podophyllum.

THE subjects which we have to consider at present belong more especially to the manufacturer; they are too complicated to be advantageously conducted upon the small scale, but they are nevertheless processes of high-class pharmacy, and though it is not expected of any retail pharmacist that he will conduct them for himself, no one can claim a good position for his profession who is not familiar with the principles upon which they are founded, and has some idea of the details and mode of operating.

As it will be impossible to go thoroughly into a number of complicated processes, we will take one or two for illustration, and only pass a few comments upon some of the others.

Acidum Tartaricum.

Cream of tartar, when boiled with water, and chalk added so long as effervescence takes place, becomes converted into tartrate of lime and tartrate of potash, the former being insoluble, the latter soluble. Chloride of calcium is then added, with which the tartrate of potash undergoes double decomposition, a further portion of tartrate of lime being deposited, while chloride of potassium remains in solution. The precipitate being washed till it no longer tastes of the

chloride, is next to be decomposed with sulphuric acid, added in sufficient quantity to decompose the tartrate of lime, and the mixture boiled for half an hour, or till it is judged that the reaction is complete. The deposit then consists of sulphate of lime, which is only sparingly soluble, and the solution contains the tartaric acid, with a small quantity also of sulphate of lime. As the solution is evaporated the lime salt is deposited, and separated by filtration before the liquor is finally reduced to the crystallizing point. A further evaporation, till a pellicle forms upon the surface, prepares it for crystallization. This crop of crystals usually contains still a small quantity of sulphate of lime, and is purified from this by again dissolving in water, filtering, and recrystallizing. The mother liquors may be made to yield a second crop of inferior acid by further evaporation and crystallization. The mother liquors are usually dark-coloured, and are sometimes bleached by the addition of nitric acid during the evaporation, by which the colouring matters are oxidized (CO_2 and NO_2 being evolved); but this endangers the contamination of the tartaric acid with oxalic.

The Pharmacopœia tests are intended to guard against the presence of oxalic acid, which would give a precipitate with sulphate of lime; and against sulphate of lime, which would give a precipitate with oxalate of ammonia; for though we need not fear the presence of *both* in one sample, we must guard against both separately.

The process for citric acid is very similar both in the general principles and the precautions required.

Acidum Tannicum.

Nutgalls contain 25 to 50 per cent. of tannic acid, which is freely soluble in water, spirit, or ether; but as the acid is very prone to decomposition, either by exposure to air or heat when dissolved in water, it is not practicable to extract it commercially by means of water. Ether is the solvent always used, and generally in combination with a small

quantity of water. The process is one of simple extraction and evaporation, without any means of purification, the amount of impurity extracted by the ether being so small as to be of no importance medicinally. A little colour and resinous matter are the only usual contaminations; the latter renders its solution in water turbid, but is of too small amount to interfere with the medicinal value of the product. As the aqueous solution undergoes spontaneous decomposition, tannic acid is kept dissolved in glycerine for medicinal use, or dissolved in spirit as a reagent.

Quinæ Sulphas.

The British Pharmacopœia process for sulphate of quinine consists in macerating the *yellow* bark in dilute hydrochloric acid, by which the alkaloids are rendered soluble and are washed out by the subsequent process of percolation. The acid liquor being next precipitated with caustic soda added in excess, the precipitate which is deposited contains the alkaloids, together with a portion of the astringent acids of the bark (cincho-tannic, red cinchonic, kinic, and kinovic), which, however, are held more by mechanical attachment than chemical union, and are subsequently washed away by percolating cold water through the precipitate so long as it removes colour. If the bark be of suitable quality, containing but little of the other cinchona alkaloids (cinchonine and quinidine), the precipitate after washing consists of quinine with only a small proportion of impurities. Caustic soda is preferred as a precipitant, because, when used in excess, it much promotes the washing out of the colouring matters without the loss of quinine which would be entailed by the use of caustic potash or ammonia.

Diluted sulphuric acid is then added in a quantity just sufficient, or barely sufficient, to dissolve the quinine with the aid of heat and a considerable bulk of water. The solution is filtered to separate a small quantity of resinous matter which is left insoluble, and the filtrate evaporated, at or about boil-

ing-point till a film forms on the surface; it is then allowed to cool, when a considerable deposit of sulphate of quinine takes place. The sulphate of quinine is soluble in thirty times its weight of boiling water, but requires 750 times its weight of cold. There should, therefore, be 96 per cent. of the sulphate of quinine deposited, and only about 4 per cent. retained in the mother liquor, along with the sulphates of the other alkaloids should they be present; sulphate of quinidine being about three times as soluble, and sulphate of cinchonine about ten times as soluble, as sulphate of quinine. Sulphate of amorphous quinine is also present in the mother liquor. The precise nature of this amorphous quinine is a disputed point; and so is the question of its original existence in the bark, or its production from the decomposition of some of the alkaloids during the process of extraction.

The proportion of sulphate of quinine yielded by different kinds of bark varies exceedingly, and even in different samples of the same species, *i.e.*, *C. Calasaya*, the product is said by Wittstein to vary from 1 to 3 per cent. The Pharmacopœia requires that yellow bark should contain not less than 2 per cent. of pure quinine; but a manufacturer would be quite at liberty to use any inferior quality of bark from which he might find it profitable to extract quinine provided the sulphate was ultimately obtained of the requisite purity.

The subjoined table shows the proportion of quinine and cinchonine yielded by several kinds of cinchona:—

Quinine and Cinchonine in 100 parts of

*Brown and Grey Barks:**

	Quin.	Cinch.
Hunanoco	0·40	1·70
Loxa	0·35	0·34
Pseudo Loxa	0·35	0·66
Huamalies	0·30	0·80
Jaen Pallida	0·56	0·60

* Watts's "Dictionary of Chemistry."

Yellow or Orange :

Calasaya—			Quin.	Cinch.
(a) Plana			2·20	0·28
(b) Convoluta			1·10	0·42
Fibrosa			1·05	0·83
Dura			0·54	0·48
Pitaya			1·68	0·90
<i>Red :</i>				
Cinchona rubra			0·91	1·05

Many recent analyses of cinchonas show that much larger percentages of quinine are not uncommon. For example, in the *Pharmaceutical Journal*, October 22, 1881, Mr. McIvor's analysis gave 12·9 total alkaloidal salts ; thus—

Sulphate of quinine	6·94
„ cinchonidine	4·48
„ cinchonine	0·20
„ quinidine	0·14
Amorphous alkaloid	1·14

Morphice Hydrochloras.

Several different processes have been devised for the extraction of morphia from opium, and separating it from the other alkaloids ; it would not be profitable to occupy time with a full description of more than one, we will therefore confine our attention to the process of the Pharmacopœia.

One pound of opium is macerated in successive portions of water till it is exhausted, or we might more correctly say, till exhausted of its morphia, for it still retains a considerable part of the narcotine ; the liquors being mixed and evaporated to one pint, deposit resinous and colouring matter and a portion of the dissolved narcotine ; these being separated by filtration, the liquor contains meconates of morphia and other alkaloids ; three-quarters of an ounce of chloride of calcium dissolved in water is now added ; double decomposition takes place, by which meconate of lime is precipitated and hydro-

chlorates of morphia and codeia are deposited as a crystalline precipitate; the whole is concentrated so far that on cooling it becomes almost solid from the bulk of crystals which deposit; the crystalline mass is folded in a cloth and strongly pressed to remove the mother liquor, which contains much colouring matter and hydrochlorates of codeia, &c., together, of course, with a portion of the morphia salt.

The cake of crystals contains meconate of lime and hydrochlorate of morphia and codeia; it is triturated with boiling water to dissolve the morphia (and codeia); the meconate of lime being insoluble, is separated by filtration. The liquor, together with the water which has been used for washing the meconate of lime, is then evaporated again till it solidifies on cooling, and the pressure in folds of calico repeated to remove a further portion of impurities. If the morphia salt is still highly coloured, crystallization is to be repeated again in the same manner. When sufficiently free from colour, the pressed cake is dissolved in 6 oz. of boiling water, and digested with a quarter of an ounce of pure animal charcoal for twenty minutes, by which the remaining colour is removed. The pure morphia is then precipitated by the addition of ammonia, the codeia remaining in solution. If the ammonia is added while the liquor is hot, the morphia is deposited in crystals as it cools, and is more readily washed clean; when the washings no longer give indications of chlorides with nitrate of silver, the morphia may be transferred to a dish or flask with 2 oz. of water, and, when it is brought to the boiling point, dilute hydrochloric acid added by slow degrees, so that the morphia may be dissolved with the smallest possible quantity of acid that a neutral salt may result. As this solution now contains pure hydrochlorate of morphia, it may either be evaporated to dryness or concentrated and crystallized.

The following analysis of opium will give a general idea of the proportion of various constituents besides morphia, and shows how necessary it must be to have a well-devised scheme to obtain a pure alkaloid from so complex a drug:—

Mulder's Analysis of Smyrna Opium.

	Good.	Inferior.
Morphia	10·84	6·30
Narcotin	6·80	7·31
Codeia	0·67	0·72
Narceine	6·62	9·00
Meconin	0·80	0·58
Meconic acid . . .	5·12	6·12
Fat	2·16	
Caoutchouc	6·12	
Resin	3·58	
Gummy extractive .	25·20	
Gum	1·04	
Mucus	19·08	
Water	9·84	
Loss	2·14	

RESINS.

The pharmaceutical resins which do not belong purely to the department of materia medica are resins of jalap, podophyllum, and scammony.

The Resin of Jalap,

Or, as it is popularly called, jalapine, differs from the jalap resin of the old Edinburgh Pharmacopœia in being more free from impurities. The process now includes washing with water, which removes small quantities of matter soluble both in spirit and in water. The old Edinburgh formula produced a true alcoholic extract, as the root was percolated with rectified spirit till all active matter was removed, and then the spirit removed by distillation, and ultimately evaporation in a water bath. But now—the first part of the process remaining the same—water is added to the tincture, which causes the precipitation of the resin and facilitates the removal of the spirit, which thus distils off freely, the whole being recovered in the still; the water, at the same time, retains in solution some colouring matter and sugar. A further washing with two or three successive portions of hot water is enjoined to remove the last traces of sugar, which, from its being uncrystallizable and deliquescent, would otherwise impart an unpleasant stickiness to the ultimate product. The

colouring matter is not thus completely removed; and if it is desired to obtain a pale-coloured resin, the powdered jalap may be mixed with animal charcoal in the percolator, or the tincture macerated with the charcoal, as a second stage in the process.

Resin of Scammony

Is obtained in precisely the same way from scammony root or from the inferior qualities of commercial scammony, by which means they are freed from any earthy or amylaceous impurities they may contain.

The commercial resin of scammony, prepared from the root, is usually contaminated with a portion of deliquescent matter, present from imperfect washing of the resin. It is detected by macerating the sample in ether, which dissolves the resin, but leaves the watery extractive. If this impurity is present in any notable quantity, it imparts a stickiness to the resin which pure samples do not possess. If there be but a small quantity of the aqueous extractive present, it is only detected by its insolubility in ether. Recent investigations show that the resins of scammony and jalap are practically identical.

Resin of Podophyllum,

Commonly known as podophyllin, is obtained by a similar process, but the distillation of greater part of the spirit is directed without the previous addition of water.

If the concentrated tincture, as it comes from the boiler of the still, be added to water, the resin is precipitated, leaving berberin in solution; but as hydrochlorate of berberin is insoluble in water, the Pharmacopœia directs that the water used for the precipitation of the resin should be mixed with one twenty-fourth of its bulk of hydrochloric acid, that the hydrochlorate of berberin may be precipitated along with the resin. It is said that much of the activity of podophyllin depends upon the presence of berberin; it is, therefore, important to insure the presence of this active principle by the addition of the acid to the water.

It is also important to examine imported samples, as most of them come from America, where, according to Professor Parish's statement in 1864, the practice of manufacturers was not uniform in this respect, the U.S. Pharmacopœia not directing the use of acid, and the test of purity indicating the absence of the berberin, thus—"It is partially soluble in ether, and the residue, when dissolved in solution of potassa, is not precipitable by hydrochloric acid."

The British Pharmacopœia tests require that it should be soluble in rectified spirit and in aqueous solution of ammonia, that it should be precipitable from the alcoholic solution by water, and from the alkaline solution by acids; these reactions take place both with the resin and the hydrochlorate of berberin.

If the podophyllin be boiled in dilute acetic acid, the resin remains undissolved while the berberin is taken up, and, as the liquor cools, it is re-deposited in the form of a yellow precipitate.

Contrary to Parish's requirements, our podophyllin, when exhausted with ether, leaves a residue soluble in solution of potassa, and which *does* yield a precipitate on being neutralized with hydrochloric acid.

QUESTIONS FOR EXAMINATION.

Describe the leading features of the process for tartaric acid, and the impurities to be guarded against.

What are the principal impurities to which tannic acid is subject?

Describe the leading features of the process for sulphate of quinine, and the mode of removing the colouring matter.

Describe the morphia process, giving the objects attained by the different stages.

What is the general process for pharmaceutical resins, and in what respect does the process for podophyllin differ from those for resins of jalap and scammony?

RECAPITULATION.

Tartaric acid is prepared by converting cream of tartar into tartrate of lime, and then decomposing the tartrate of lime with sulphuric acid. The tartaric acid is liable to be contaminated with sulphate of lime, or, if nitric acid has been used to oxidize the colour, it may be contaminated with oxalic acid.

Tannic acid is obtained by extracting galls with ether and a little water; the principal impurities are colouring matter and a little resin.

Sulphate of quinine is obtained from yellow bark by extraction with water and HCl, precipitating with NaO, and dissolving the washed precipitate in hot water with the least possible quantity of sulphuric acid.

Hydrochlorate of morphia is obtained by decomposing infusion of opium with CaCl, evaporating the liquor to small bulk, pressing the resulting crystals, repeating the crystallization and pressing, dissolving the crystals, precipitating with ammonia, and dissolving the washed precipitate in water and HCl.

Resin of jalap is precipitated from a tincture of the root, the spirit being distilled off, and the residue washed with water.

Resin of scammony is produced the same way.

Resin of podophyllum is precipitated from the tincture by the addition of water and HCl; the latter precipitating the berberin, which would be washed away if this addition were not made.

LECTURE XX.

DISPENSING.

Importance of Orderly Habits—Preparations in Anticipation of Requirements—Prescriptions difficult to read—Weighing—Measuring—Ambiguous Prescriptions, Unusual Doses, &c.—Modes of Mixing—Soluble Salts—Precipitation of Active Matter—Use of Distilled Water—Modes of Mixing Powders in Suspension—Filtration—Spirit of Nitrous Ether to be Neutralized—Emulsions, Egg Liniments, &c.

PRACTICAL dispensing requires for its satisfactory and successful prosecution a considerable versatility of talent. The dispenser ought to have a good fund of general information—information, it may be, which is only rarely called into requisition, yet may be essential to success on some particular occasion. Every day may call into play some knowledge which will not be wanted again for months; there are constantly opportunities arising for making observations which will be useful again at a future time, but it may be months, or years, or only hours, before the opportunity for their use may recur. It is this uncertainty which makes the task of observing, and profiting by our observations, a tedious and difficult one, and makes dispensing an art which can only be perfected by long experience and a constant disposition to profit thereby. Something may be learned by books, something by verbal instruction, and something by practical demonstration; but these are trifles compared with what must be learned by personal experience and observation.

What information I have to impart will be most valuable to you as illustrating what you may acquire for yourselves.

There is no department of business in which the formation of good habits is so important as in dispensing. To do a thing by habit requires no attention, and gives no trouble after the habit is once formed. If you have the habit of putting your measures, mortars, knives, &c., away dirty, or leaving them about because they are not clean, there will be every probability that they will give twice as much trouble to clean when wanted, and will also risk the spoiling of some medicine by being used without cleaning. If you form the habit of putting things down just where you have used them, or just where it is most convenient at the time, it will probably cost you ten times as much trouble to find them next time they are wanted ; whereas, once form the habit of putting them in their right places, and doing so no longer costs either thought or trouble. You perhaps think that I am only telling you what every one knows. Be it so ; I may add, I am only telling you what very few put in practice. It is easier to find a classical scholar, an accomplished chemist, or a learned botanist, than it is to find a man who both knows and practises those moral qualifications to which I have been alluding ; and, while this is the case, I feel that I cannot omit the inculcation of those habits which add so much to the value of a dispenser, and which, as far as my own experience goes, are so rarely to be met with.

The most common-place man can have his house in order when he expects any one coming to inspect it, or will perform his work well on any great occasion ; but the rare and valuable qualification is the habit of doing the same on small occasions, and on *all* occasions. Let it be your habit—a habit so strongly formed as to be your second nature—to be orderly, accurate, neat, and quick, attentive to little things, observant of everything. There is commonly more time wasted in going through the work in a spiritless manner than would suffice to acquire the theoretical knowledge in conjunction with the practical experience which we too often find wanting, and the absence of which is excused on the

plea that no time has been allowed for its acquirement. The time spent in putting things in order, seeing that everything is clean and in its place and ready for the next job, is about the best spent portion of the day. Nothing can be more idle or pernicious than the idea that it is beneath the dignity of a dispenser to do this kind of work for himself—it is only the sham gentleman who is afraid of losing caste by attending to those little things which really add so much to his own value. He who keeps his own department in nice order will soon learn to do his work with the least possible dirt, either to his appliances or to himself, and will add to his accuracy at the same time. The dispenser should be an accomplished man and a gentleman—up to every duty, and above none.

I might enlarge upon many points, but I hope I have said enough to be a useful hint to those who are willing to take it. I must now pass on to a few aids to dispensing.

There are many operations which may be conveniently performed in anticipation of their requirement, or may be facilitated by some preparation during leisure moments to save those more precious moments when business is pressing.

Salts are usually kept in powder, which facilitates their solution. Some may be conveniently kept ready dissolved, such as sulphate of magnesia; 10 oz. being put into a pint bottle and filled up with warm water, will make a convenient solution which does not crystallize at ordinary temperatures, and of which a fluid ounce may be measured instead of weighing half an ounce of the crystal and having to dissolve it at the time of dispensing.

Bicarbonate of soda and potash may be dissolved in a similar way, the solutions most conveniently containing 4 grains of the former or 10 of the latter in a fluid drachm. In all these cases the contents of the fluid drachm or ounce should be conspicuously marked upon the label.

Calcined magnesia is sometimes mixed with water in the proportion of 1 drachm in 1 fl. oz., but if not rapidly used

it is apt to agglomerate, forming lumps so hard as to give trouble instead of saving it.

Iron mixture may be conveniently kept ready made, all but the addition of the sulphate of iron, and should be labelled in this style—

The addition of $2\frac{1}{2}$ gr. sulphate of iron to
1 ounce of this mixture, makes
MIST. FERRI CO. B.P.

The dry ingredients of chalk mixture may be kept mixed, and labelled—

One ounce of this powder with
 $7\frac{1}{2}$ ounces of cinnamon water, makes
MIST. CRETÆ CO. B.P.

The formulæ for various preparations not very often wanted, or which do not keep well enough to be worth making in anticipation of the requirement, may be kept written out for different quantities, to save calculation or the chances of error, by having the same to do in the hurry of business. Thus—

Mist. Guaiaci.

R P. resin guaiaci	.	$\frac{1}{2}$ oz.	88 gr.	11 gr.
Sacchari	.	$\frac{1}{2}$ oz.	88 gr.	11 gr.
P. G. acaciæ	.	$\frac{1}{4}$ oz.	44 gr.	$5\frac{1}{2}$ gr.
Aq. cinnamomi	.	20 oz.	8 oz.	1 oz.

Confectio Piperis.

R P. piper nigr.	.	2 oz.	44 gr.
P. carui	.	3 oz.	66 gr.
Mel. despumat	.	15 oz.	$\frac{3}{4}$ oz.
		20 oz.	1 oz.

The selection of the formulæ which it is desirable thus to divide depends, of course, upon the demand there may be for one or other of the preparations.

It is also convenient to have some extracts, such as colo-

cynth, aloes, and rhubarb, and some pill masses, such as rhubarb, assafoetida, and compound calomel, in powder as well as massive. The extracts, however, it must be remembered, are in some cases injured by drying, becoming less soluble, and probably less active.

The most important of all these aids to despatch are the concentrated infusions and decoctions. Unfortunately, they are not sanctioned by the authorities; and whatever may be their medicinal value, they are not readily made to have precisely the same physical qualities as the fresh; but while in theory almost every one prefers the fresh infusions, in practice almost every one will more or less frequently use the concentrated. I will not attempt to teach you to make them, but must remark in passing, that none should be used which do not afford a pretty close representation of the fresh as determined by a comparison with a sample of fresh made for the purpose.

We may now suppose your dispensary is in order and a customer presents a prescription. Your first duty is to read it, which must be done accurately yet so promptly as not to leave any impression upon the mind of the patient either that it has been carelessly written or that you are dull in comprehension. In most cases there will not be any difficulty, but occasionally there will be some little hitch, which is detected by glancing over the paper while you ask the patient if you should send the medicine, or if he will call again for it; and if perchance he prefers to wait for it, you will have to promptly make up your mind what is to be done under the circumstances, and this must depend very much upon the nature of the difficulty. If it is simply a case of bad writing, you will probably overcome it, without alarming the patient, by commencing to copy the prescription and write the label; the time gained in doing this, and the careful examination of each word, and comparison of doubtful words with others, will generally clear up the question. Never hesitate to ask the aid of some one else

when it can be done, even if it be only to confirm your own reading; and when you have hit upon a probable interpretation, see that it agrees in all respects with the other part of the prescription—*first, as regards the style of the letters; then, as regards the nature of the medicine; and finally, as regards the suitability of the dose.* If, after all consideration, a safe and satisfactory conclusion cannot be arrived at, an appeal to the prescriber may be necessary, and care should be taken not to give any avoidable alarm to the patient. It is best to see the doctor without the patient knowing it. If the doctor is not within reach, a candid, open confession of the difficulty is usually the best course. Sometimes the patient himself can aid, if he has had the medicine before, and can say what it was like, or what it is for, &c. In all cases of doubt or difficulty, when overcome, a note should be made to avoid the same doubt occurring a second time. Some pharmacists make a practice of keeping doubtful prescriptions and giving the patient a copy; others make a marginal note to indicate their reading; a third class will copy the prescription, making a note in the prescription book. Whether the first and second be approved or not, the last should never be neglected. Whether the difficulty be in reading or dispensing, the prescription book should contain such notes as would prevent any chance of making a repetition different from the first.

Labelling should be done in a neat, plain, legible style, without any attempt at ornament or flourish, and should state briefly and clearly what is necessary, with the native idiom and conventional expressions.

Weighing.—The dry materials of a mixture should be carefully weighed. Such a thing as guessing an ingredient should be so far from your thoughts as not even to require the thought that you will not do it. The scales should be kept in good condition, the pans always clean, and wiped out after each time of using. Any material apt to act upon the pan chemically, or to adhere to it, should be weighed upon paper. For this purpose take a piece of smooth paper, double it, and

while double cut it with scissors into two circular pieces, which will now be placed one on each scale pan, and will no doubt balance one another. The weight being placed on one paper, and the material being weighed on the other, the weighing will be effected accurately without the material touching the pan. This mode should be adopted for soft extracts, deliquescent or corrosive salts, and for iodine. Much trouble will be saved in the end by the use of this simple precaution.

Measuring.—The fluid ingredients of a prescription are always estimated by measure, unless specially directed to the contrary. The ounce or drachm mark without the “fl.” before it, literally means an ounce or drachm by weight; but if an ounce each of ether and chloroform were prescribed thus—

R	Æther	5j.
	Chloroform	5j.
M.							

a fluid ounce would be understood, though the fluid ounce of ether weighs $\frac{3}{4}$ oz., and the fluid ounce of chloroform weighs $1\frac{1}{2}$ oz.

Graduated measures usually have, and ought always to have, graduations on both sides; and in using the measure it should be held so that the liquid is on a level with the eye, and the general surface of the liquid is brought up to the graduation indicating the quantity required. There are sundry sources of error in pharmaceutical measuring which it is scarcely practicable to avoid, but these are insignificant compared to the errors of measuring doses which are sure to occur in the hands of the patient. There has been great straining after theoretical exactness on the part of some inspectors of measures with an evident want of practical knowledge of the subject. It was formerly the custom to graduate measures so that when an ounce of water was in the glass, the ounce graduation corresponded with the highest edge of the water as drawn up the side of the glass by so-called capillary attraction.

When glasses were thus graduated, a measured ounce of

laudanum was greater than an ounce of water, because the capillarity of the tincture was less and its general surface more nearly corresponded with the ounce graduation; in these circumstances a measured ounce of any liquid varied as its capillarity varied from that of water, but now the rule laid down by the Board of Trade is that the graduation should correspond with the general surface of the liquid, and the measured ounces should be all equal. In measuring an ounce of laudanum, however, it is almost impossible to see its general surface; it has to be guessed at, and it is quite impracticable to see the graduations at the back of the glass through the liquid. Though the introduced change was intended to be an improvement, it will probably lead to less accuracy than before.

By the old method we had to submit to the error arising from variation of capillarity, but had a better chance of seeing accurately when the graduation at the front of the glass corresponded with the required part of the liquid; we could see that the graduation at the back of the glass corresponded at the same time, and consequently insure that the glass was vertical and the quantity correct within a small definite error.

By the new method we can insure the absence of errors resulting from capillarity when measuring clear colourless liquids, but with dark preparations we can scarcely see the correspondence between the liquid surface and the front graduation; we lose sight of the back graduation altogether, and are liable to the greater error arising from our having no guide to the vertical position of the glass.

When a number of fluids have to be measured into a mixture, the dispensing bottle should be carried in the right hand to the different parts of the establishment where these fluids are kept, the measure glass being held between the thumb and the forefinger and second finger of the left hand, and the prescription between the two middle fingers of the left hand.

The dispensing bottle may then be set down beside the stock bottle of the tincture or infusion required, while the stock bottle is lifted by the right hand, and its stopper removed by the little finger of the left hand. After the quantity has been measured, the stopper may be replaced, the bottle returned to the shelf, and the dispensing bottle being again lifted by the right hand, the contents of the measure transferred to it. In this way a succession of quantities may be accurately measured with the least possible consumption of time, with the prescription always under the dispenser's eye, and without any stock bottle being carried away from the part of the shop which it usually occupies.

By attention to such little points as these, accuracy, order, and quickness may be much promoted.

We will now turn our attention to a variety of cases which, occurring to me in actual practice, have presented some little difficulty, and which will sufficiently serve to illustrate what is likely to be met with by any one who has much dispensing to do.*

R	Mist. amygdal.	gtt. xvj.
	Acid. hydrocyan.	℥viij.
M.	Capt. cochl. ij.	bis vel ter die.				

This is an example of misplaced quantities, and though it is a mistake of the utmost gravity, it is so evidently a case of simple misplacement that no hesitation could be felt about making it up with the quantities reversed.

R	Potass. iodid.	℥ss.
	Aquæ camph., ad	℥vj.
M.	Sumat. ℥ss.	3tiis horis.				

28,238.

The British Pharmacopœia dose of iodide of potassium is 5 to 10 grains; in this recipe we have 20 grains every three hours. But we are not bound on that account either to

* The correspondence column of the *Pharmaceutical Journal* will frequently supply further illustrations of difficult cases, and how the difficulties are to be met.

suppose that half a drachm had been intended, or to see the physician and make sure of the half ounce being his intention. Such a dose is not officially recognized, and not commonly prescribed; but we must also add is not dangerous, and is occasionally given; it may therefore be dispensed as written without question.

R	Sp. æth. nitros.	℥iiss.
	Chlorodyn (C.B.)	gtt. x.
	Vin ipecac.	℥. xx.
	Aquæ camph., ad	℥ij.
M.	Ft. Haust. hora somni sum.					
						31,886.

In this draught the dose of spirit of nitre is larger than usual, the British Pharmacopœia dose being ℥ss. to ℥ij.; but that need give no uneasiness, as the excess prescribed is not large, and the preparation is not a dangerous one.

R	Magnes. carbon.	℥iij.
	Rhei pulv.	℥j.
	Zingib.	℥j.
	Tinct. card. co.	℥j.
M.	Capt. cochl. iij. omni mane.					

This is an evident case of omission of the excipient; but there being no clue to the nature of the material which was to give bulk to the mixture, and no clue to the bulk intended, there was no course open but to see the prescriber and ascertain that "Aquæ ℥vij." had been omitted.

R	Potass. iodid.	℥j.
	Magnes. sulph.	℥vj.
	Inf. quassia, ad	℥vij.
	Syr. aurant.	℥ss.
	Aquæ, ad	℥vij.
	Sumat. ℥ss. ter die.					
						28,250.

This is an equally clear case of adding water when it was unnecessary, and as it was evidently the intention to make an 8-oz. mixture, the infusion of quassia was added in sufficient quantity for this purpose, and the water simply omitted without troubling the doctor or patient about the matter.

R	Mur. hydrarg.	gr. ss.
	Mur. ammoniæ	gr. v.
	Extr. belladonnæ	gr. viij.
	Alcohol	℥j.

Tere simul et adde aqua bullient ℥viij., et cola per chartam.
20,007.

As a lotion to the eyes.

In this prescription the question arises what is "Mur. hydrarg."? Though in most cases it would be understood as calomel, there is here no question that corrosive sublimate was intended, the "Mur. ammon." being added to promote its solution. Calomel would have remained undissolved, and consequently separated by the filtration.

R	Hydr. chlorid.	gr. ij.
	Extr. colocynth co.	gr. viij.
Misce, fiat pilula sumat duo pro re nata.						

Mitte xxxvi.

20,149.

The quantity ordered here to make a pill being unusually large, it was a question whether it had not been the intention of the prescriber to insert a number—say 2 or 3—after the word pilula. The patient being a lady not in the habit of taking very strong medicine, this was decided upon, and it was made into two pills as the most likely.

R	Tinct. mel. vesicatoriæ,					
	Liq. potass.	.	.	.	āā	℥ss.
	Tinct. kino	℥v.
	Bals. copaib.	℥j.

M. A teaspoonful in water three times a day.

28,627.

Mel. is usually translated honey, but as this did not make sense of it an appeal to the *Materia Medica* cleared up all doubt by showing that *Melæ vesicatoria* was the name by which Linnæus designated cantharides.

Contractions are a fruitful source of doubt. I have met with various instances, such as "Acid. hydroc.," which might be hydrochloric or hydrocyanic. If it were in company with nitric acid and taraxacum juice, we might conclude that hydrochl. was intended. If it were given in almond

emulsion, or other remedies for cough, hydrocyanic would be understood; always, however, having regard to the propriety of the dose. "Inf. sen." may be infusion of senna or of senega, and to determine it we shall be guided by the probability of a purgative or an expectorant being intended. "Potass. sulph." may be sulphate or sulphuret. If a few grains are ordered internally, sulphate would be our reading. If 4 oz. were ordered for a bath, sulphuret would no doubt be the intention. "Sodæ carb." is generally understood to be "Bicarb.," but I once met with a case where "Sodæ carb. pulv. \mathfrak{z} ij." was ordered for a bath, and as the word "Pulv." was doubly underlined, it was supposed to indicate that the carbonate was to be used which is not usually kept in powder, *i.e.*, the monocarbonate, not the bicarbonate.

Instead of further multiplying examples, I will just add a caution, never to overlook any circumstantial evidence which will throw light upon instructions which in themselves are not sufficiently explicit.

After the task of interpreting the prescriptions comes the problem of how to mix the medicine in a suitable condition. Ordinary mixtures rarely present any difficulty; but as exceptions will be met with occasionally, I will adduce a few illustrations, together with a few general hints on convenient methods of mixing.

Our aim must be to make the mixtures uniform—that is, the same mixture should always have the same effect; it should look, taste, and smell the same, and there should be little or no difference between the first dose the patient takes and the last.

Soluble substances should always be dissolved before the medicine is put into the patient's hands, *except* when there is more than can be retained in solution at ordinary temperatures. The use of warm water is often a great convenience in expediting the solution of such salts as chlorate of potash, borax, or alum, which only dissolve slowly; but if the

mixture can only retain a portion of the salt in solution when it is again cold, the remainder will be deposited as crystals on the side of the bottle in a condition in which it will be almost impossible for the patient to take it. If, therefore, the salt be in excess of the solvent, it must be reduced to the finest possible state of division, and the direction to shake the bottle must be added.*

I have here two mixtures containing 1 oz. bicarbonate of soda in 8 oz. of water, one of which was made with hot water and complete solution effected; as it cooled, however, a portion of the salt was deposited in crystals on the side of the bottle in a most inconvenient manner; the other was rubbed as fine as possible with cold water, and was while new (two years ago) as good a mixture as could be made of the materials. I showed it to you last year, and it had then become knotted and hard with twelve months' keeping. You will observe, now that it is two years old, it has become distinctly crystalline.

It would be well for medical men to make a rule as far as practicable to give soluble substances in a sufficient quantity of solvent to retain them perfectly in solution at ordinary temperatures; but as we cannot regulate this point, our next duty is to have the mixture in the most permanent condition we can give it when it leaves our hands, *i.e.*, as much and no more dissolved than it can retain under ordinary keeping.

Next to these we may consider cases in which one chemical may precipitate another.

		31,768.	
R	Potass bicarb.		5ij.
	Liq. strychniæ		3ss.
	Aquæ, ad		3viij.
M.	Capt. 3ss. ter die ex aqua.		

Strychnine requires 6667 parts of water for solution at ordinary temperatures; as here there is a quarter of a grain in 3500 grains of water, we need not fear its precipitation.

* See Solubility of Salts, &c. in Appendix.

	31,734.	
R Morphiæ hydrochl.	gr. j.
Acid acet. dil.	℥ xv.
Liq. ammon. acet.	℥j.
Aquæ, ad	℥ij.
M. Ft. Haust. sumat,	℥j. omni nocte.	

The addition of acetic acid in this case is no doubt intended to insure the freedom from carbonate of ammonia which might be present in the acetate of ammonia if not accurately neutralized, and which would precipitate the morphia. If the addition of 15 drops of diluted acetic acid failed to make the liquor distinctly acid, it would be legitimate to add more, following the spirit rather than the letter of the instruction.

R Sodæ boratis	℥ss.
Morphiæ hydrochlor. . . .	gr. vj.
Aquæ	℥viiij.
M. Ft. lotio.	

The two salts being dissolved separately and mixed, the morphia was precipitated. Being an external remedy it was not unsafe, and was supplied to the patient in that condition, and a note was sent to the prescriber informing him of the decomposition, that he might, if necessary, modify this combination in subsequent prescriptions.

Distilled water should be used as a regular habit; there are many cases in which it makes no important difference in the medicinal value of the mixture, but on which it still makes a difference in the appearance, and we must remember that the appearance will sometimes have a great influence upon the patient, and it is well, when our work is called in question, to be able to show that our practices will bear the strictest investigation. Infusions and sundry other clear preparations made with distilled water will give no precipitate with alkaline carbonates; but if hard water were used, carbonate of lime would be deposited, and the patient, getting his mixture clear at one place and turbid at another, would naturally suspect that the latter was carelessly made or of

inferior materials. I have here three mixtures illustrating this point.

R.	Sodæ bicarb.	3ss.
	Aq.	3iv.
M.						

This being made with hard water is turbid; had it been made with distilled water it would have been bright. If the patient were to show me the prescription and ask the question, I could not deny that the preparation was at fault.

Take another:

R.	Liq. arsenicalis	3j.
	Liq. potassæ	3ss.
	Aq., ad	3iv.
M.						

In this case I have two mixtures, one made with "Aq. font." and the other with "Aq. dest." You observe the latter is quite bright, but the former contains a dirty pink sediment, which the patient will say is the arsenic not properly dissolved. You will say it is carbonate of lime previously held in solution in the water by excess of carbonic acid which the potash has abstracted; and the lime salt has gone down in combination with the colouring matter of the liquor arsenicalis. You must admit, at the same time, that it should not be there, and however well you may be satisfied that it is of no moment, the impression on the patient's mind will be anything but satisfactory. You may suppose that I am making more of this than there is good grounds for, but I experienced a case which will show you its importance. A prescription came to me containing, besides other matters, a small quantity of compound tincture of cardamoms and a bulk of water; as I sent the medicine out it had a pale red colour. The patient returned it to me, saying that there was some mistake, as it was not the same as he got from one of my neighbours. On inquiry, I learned that what he previously had was of the violet pink tint which the tincture of cardamoms makes with an alkaline solution. I explained to him that the prescription contained no alkaline matter, and the

colour might have been changed in his previous supplies by the use of hard water. I mixed a little of the tincture in two glasses, one with hard and the other with distilled water, and showed a difference in tint, and thus established his confidence in my accuracy. But enough of this: use distilled water at all times.

Some vegetable powders, such as rhubarb and ginger, if simply put into the bottle with a watery excipient, are apt to remain for a long time in dry knots, to avoid which they may be rubbed in a mortar with a small portion of the liquid; or, having been rubbed smooth, without moisture, but advantageously with any saline ingredient, they will mix readily if simply put into the bottle half full of water or infusion and briskly shaken. The froth formed in this way is sometimes troublesome, especially with decoction of aloes or sarsaparilla. If a tincture is to be added, this will usually extinguish the froth; if no tincture is contained in the mixture, it may be poured through a funnel into another bottle, and the froth will remain behind; but it is better to avoid making the froth, which may be done by using so little of the fluid to shake the powder with that it makes a creamy consistence first, which may be afterwards diluted without agitation. Or the mixing may be effected in a mortar. Or, if a tincture be present, the powders may be diffused in it first without the liability of frothing, and the aqueous fluid added afterwards. Ginger and other oily and resinous powders mix with spirit much more readily than with water; but pure resins, soluble in spirit, are apt to run into adhesive lumps if put into spirit, which they are not liable to if put into water. Whatever the powder may be, it is best to put some fluid into the bottle first, that the dry materials may not stick to the bottom.

There are many mixtures which undergo some slight change, such as the deposit of a resinous matter from a tincture when it is added to an infusion; in such cases it is the custom of some establishments to filter the mixture before it is sent out—a practice, however, which I must strongly

condemn, as valuable constituents may frequently be thus removed. This is the case when tincture of Indian hemp is added to water, or tincture of quinine to infusion of roses, also when spirit of juniper, or other solution of essential oil, is added to a watery fluid. It would be better if medical men would avoid ordering mixtures of that kind; but, when ordered, the pharmacist's duty is to make them up as directed however unsightly they may appear, and not filter unless he is directed to do so.

R	Tinct. belladon.	5j.
	Syrup. ferri iodid.	5j.
	Potass. bicarb.	5j.
	Aqua camph., ad	5vj.
						30,119.

The above mixture was probably prescribed unmindful of the decomposition which would occur; but if the pharmacist were to filter it on the ground of its not being intended to contain a sediment, he would be taking an unwarrantable liberty with its therapeutic action.

When spirit of nitrous ether is ordered with iodide of potassium, a small but uncertain quantity of iodine is always liberated from the action of free acid contained in the spirit of nitre, to avoid which the nitre may be first neutralized with carbonate of potash. I have seen a mixture containing compound decoction of linseed, iodide of potassium, and spirit of nitre, turn purple-black from the iodide of starch formed in this way. The mixture being once black could not be rectified, but if the nitre was neutralized first, the formation of colour was quite prevented.

The production of emulsions is probably the task in which the pharmacist requires most skill and judgment.

An emulsion consists of oil or resin suspended in a watery fluid in such a manner as to have a milky appearance, and not readily to separate. The union of the oil with the water is effected by the intervention of alkali, soap, gum, emulsin, pancreatin, &c. Emulsion of almonds is so simply made as to require no comment. Emulsions of the gum-resins, such

as myrrh and ammoniac, are also made by simple trituration of the dry material with water gradually added; attention should be given to the condition of the gum—fresh, soft, “cheesy” gums making the best emulsions. Powdered or dried gum-resins should not be used.

Castor oil, almond oil, and balsam of copaiba are emulsified by the aid of gum, alkali, or soap, or the use of both gum and alkali.

The mixture is most perfectly effected when the oil and water are present in about equal bulks. The best mode of operating is to put the gum and water or mucilage into a mortar, and add the oil or balsam by degrees, with brisk stirring; if the mixture becomes thick with the addition of the oil, water should also be added before more oil, so as to maintain the emulsion during its formation at about the consistence of a thin cream. When the mixing has been thus effected, the remainder of the liquids are to be added, taking care that tinctures are added last, as they are liable to cause the separation of the emulsion into its constituent fluids.

An emulsion may be made with less trouble, though not quite so perfectly, by putting the oil or balsam into the bottle with powdered gum, shaking them together till mixed, which takes place very readily, then adding about double the bulk of water, and shaking briskly.

Alkaline emulsions are usually made without the mortar by putting into the bottle the alkali with a measure of water equal to the oil which is subsequently to be added; emulsification may then be effected by brisk agitation, the remaining fluid being gradually added.

Liquid extract of male fern is frequently prescribed with mucilage, with which it does not make a very satisfactory emulsion; a better form of administration is to emulsify the extract with a little alkali, or soap and mucilage, before adding the bulk of the vehicle. There appears to be some prejudice against the use of soap in making emulsions for internal use; it might, however, be much more frequently applied with

advantage, and the olive oil soaps are now made so free from objectionable taste as to be quite suited for this purpose.

When soap or alkali is used along with mucilage, the acidity of gum arabic must not be overlooked, as it interferes with the effect of the alkaline constituent; and it is well to keep in mind that a few grains of tragacanth will nearly equal in emulsifactive power as many scruples of acacia, and will not trouble us with acidity. Many other mucilaginous or colloid bodies may, under special circumstances, be used for this purpose—quillai bark and albumen among the number; but excepting the latter, it can scarcely be said that any of them possess any advantages over the two familiar gums.

Mixtures analogous to emulsions frequently occur from the addition of resinous tinctures to water; the separation of the resin in a sticky condition, in which it may cohere into lumps or adhere to the bottle, will frequently be the result if gum be not added, while a permanent emulsion may be obtained by its use.

Take the following as examples:—

R	Ammon. hydrochlor.	3ij.
	Potass. chlorat.	3ij.
	Tr. laricis	3iij.
	Pulv. tragacanth	ʒj.
	Aquæ, ad	3viiij.
M.					29,645.	

The resinous matter of the larch bark would be separated on dilution of the tincture, were it not for the presence of the tragacanth, which, though it does not hinder its precipitation, prevents its agglomeration or subsidence. On the other hand, we may notice that there is difficulty in making a smooth solution of tragacanth by adding the powder to water, either in the bottle or mortar, but it diffuses with perfect freedom in spirit; and the subsequent addition of water with agitation makes a smooth mucilage without difficulty; the best method of making the above mixture being to put the tincture into the bottle, add the gum and salts, shake together,

add half the water, shake again, and then fill up with the remainder of the water.

The next prescription is an example of the difficulty arising from want of gum.

R	Mist. camph.	3vij.
	Tinct. camph. co.	5j.
	„ benzoin.	5iij.
	„ scillæ	3ss.
M.						

The gum benzoin separated as a clotted mass, in a condition quite unfit for the patient to take; and this was the same whatever mode of mixing was adopted, until the expedient was tried of adding 20 grains of powdered tragacanth to the mixed tinctures, and then adding the water with brisk agitation. A perfect emulsion was the result. On showing the two mixtures to the prescriber, he most willingly sanctioned the addition.

Though powdered gum may be added to alcohol without any fear of its becoming knotted, the case is somewhat different with mucilage; if the latter be poured into strong spirit, the gum separates in clotty adhesive flocculi, though the mucilage will bear a considerable addition of spirit, if the spirit be poured in gradually while the mucilage is kept stirred. We avail ourselves of this in making such mixtures as the following:—

R	Tinct. guaiac. am.,					
	Mucilag. acaciæ	.	.	.	āā	5j.
	Potassii iodidi	Ḑij.
	Tr. arnicæ	5iij.
	Decoct. cinchon., ad	3viiij.
M.						

The mucilage is to be put into the mortar, and the tincture added by degrees with constant stirring. When about a third of the tincture has been thus added, the mixture is thicker than the original mucilage, and should have a small addition of the decoction of bark to thin it, and then more of the tincture. In this manner the whole of the guaiacum may

be suspended without any of the acacia being precipitated; the other ingredients being added, a perfect mixture is formed.

Another mixture of a similar nature was found to work better by a slightly different treatment.

R	Tinct. guaiac. am.,				
	Mucilag. acaciæ	.	.	āā.	℥iv.
	Inf. cascarillæ	.	.	.	℥vij.
M.					

When this was mixed as above it left a black deposit of gum, but by putting the mucilage in the bottle with an ounce of the infusion and adding the tincture by degrees, shaking after each addition, a satisfactory emulsion was produced.

White of egg and yolk of egg are both used for converting essential oils into emulsions with watery fluids for use as liniments. The following is a form we have many times made, and fairly represents the class:—

R	Ol. terebinth	℥ss.
	Ol. origani	℥iss.
	Vitelli ovi	q.s.
	Liq. ammon.	℥iij.
	Aceti	℥iv.
Ft.	liniment.					

The yolk of egg is best rubbed in the mortar with the ammonia first, the alkali helping to dissolve down any stringy particles. When this is sufficiently accomplished the oils are to be added with constant stirring; and should the mixture become thicker than cream before the whole of the oil is mixed in, a little of the vinegar should be added to thin it again before adding the remainder of the oil; and when the union is satisfactory, the rest of the vinegar mixed in by degrees. This makes a good emulsion, and keeps well if the acid be in excess, but is apt to become putrid with keeping if the ammonia preponderates.

Much more might be said upon this subject if time allowed; but the principles and mode of operating just described will be found to apply pretty readily to many modifications which will occur in practice.

QUESTIONS FOR EXAMINATION.

When an ambiguous word or quantity occurs in a prescription, how would you determine which of several readings was the most probable?

If an ounce of chloroform be ordered in a prescription, should it be dispensed by weight or measure?

If you find a medicine ordered in doses larger than usual, what considerations would guide your proceeding?

What rule should be observed in dispensing soluble salts in mixtures?

What rule should be observed regarding the filtration of mixtures?

What advantages are there in the use of distilled water?

RECAPITULATION.

Habits of order and of observation are most important to the dispenser.

When an ambiguous word occurs in a prescription, and a probable reading has suggested itself, compare it with the other parts of the prescription as regards the form of the letters, the nature of the medicine, and the suitability of the dose.

When difficulties are overcome, make such notes as will prevent their recurrence.

In dispensing, all fluids except mercury are estimated by measure, unless the contrary is indicated; as a rule, "solids by weight, liquids by measure."

No strict rule can be laid down regarding over-doses. Doses larger than usual may be dispensed as written if they do not involve danger to the patient; any dose apparently unsafe should be corrected or confirmed by the prescriber before being dispensed.

When a contracted word is capable of two interpretations, judge of the drug by its companions.

Soluble ingredients in a mixture should be entirely dissolved before the mixture is sent out, provided they will remain in solution under ordinary keeping.

Mixtures naturally turbid should not be filtered unless instructions are given to that effect.

Distilled water should be habitually used in dispensing.

LECTURE XXI.

READING AUTOGRAPH PRESCRIPTIONS.

It has been my custom in previous sessions to show you a few autograph prescriptions, and make a few brief remarks upon them, in my lecture on Dispensing Mixtures; but the time that could in that way be devoted to it was much too short considering the importance of the subject and the great interest which has been shown in the study of such collections. I therefore now propose to devote an entire lecture to the reading of autographs.

The selection to which I shall direct your attention has been made from my small collection mainly with the view of exemplifying the modes of clearing up ambiguities of different natures. Some have been added simply as exercises in reading diverse handwritings. A facility in this art is only acquired by practice, and is often found wanting in the candidates for examination who go from situations where little dispensing is done, or where the prescriptions are almost exclusively from the hands of two or three practitioners.

Those who habitually see a diversity of styles will scarcely ever meet with English prescriptions which they cannot read. My selection does not contain the most difficult prescriptions I have met with, which have usually been German, and would have proved less instructive and less practically useful than those which are simpler in their nature; and being indigenous to our soil, will more fairly represent what

every dispenser may expect to meet with, and should be prepared to read. The selection is made entirely from prescriptions which have been brought to me in the usual course of trade, and is only a small percentage of the number of those which might have afforded interesting points for comment. Patients usually object to parting with their autographs, and I have been limited to such as have been left in my hands generally by accident, sometimes by permission, and a few tracings which I have made with every care when I could not retain the originals.

As a matter of course, the superscriptions and subscriptions have been withheld, but in other respects the lithographer was instructed to copy them with every possible fidelity, neither adding nor subtracting any mark or spot which could influence for better or worse the intelligibility of the originals, and he has accomplished his task with remarkable exactitude.

From my familiarity with the selection, and many more of a similar character, the difficulties to me have in most cases entirely disappeared, and I feel that some apology may be needed to the more skilful among my readers for presenting such as will scarcely tax their skill; but, on the other hand, my chief object is to supply a little useful experience to those who are deficient in it, and this object I trust is not inefficiently promoted, considering the space at my disposal. I advise the student reading these pages to examine the facsimiles carefully, one at a time, as he would a prescription presented for dispensing, to make a copy, and write notes of any points which appear to require comment; when this is done, *and not till then*, to read what I have said upon the same formula, and draw another lesson from it by a comparison of his notes with mine.* A few of the facsimiles are

* With the view of removing the temptation to read the commentary before the student has made a fair effort to note for himself all the points requiring his study, I have in the present edition placed all the facsimiles at the end of the volume.

given as further illustrations of style, without involving such obscurities as call for special comment; of these I have simply given my reading.

I do not offer any comments upon prescriptions rendered intentionally obscure with the view of their being dispensed at some particular establishment. I am happy to say I have very rarely met with such, and do not think them worthy of notice. Of those which are intended for general reading, a very small percentage—not more than one or two in a thousand—give real trouble to an experienced dispenser, a proportion by no means large, considering the circumstances under which medical men are frequently compelled to write. Few men have the faculty of writing well when hurried. Under these circumstances, the characteristics which always mark a mature handwriting may become so exaggerated as to render it ambiguous to one unacquainted with the usual style of the writer, while those who are acquainted with his caligraphy would experience no difficulty.

No. 1.

Master D.

R Linimenti Opii ʒvi.
 Linimenti Camphoræ Comp. ʒii.
 M. Ft. Lin.

“Sign” For external use only.

Oct. xxiv. 63.

Many of the letters in this prescription are badly formed, but as the words are written in full, there can scarcely be said to be any difficulty in reading it. Physicians who take the trouble to write their words in full scarcely ever give the dispenser room for a misunderstanding.

No. 2.

Please to keep this prescription, and not give a copy of it to Mr. B.

R Quinæ disulphatis gr. xxx.
 instilla e limone recente quantum sufficit succi ad quinam solven-
 dam et adde,—
 Aquæ ʒx.
 Strychniæ gr. i.
 M. fiat mistura cujus sumat cochl. i. maximum bis die circa
 11mâ A.M. et 4tâ horâ P.M.

No. 2 is a well written, and at the same time an interesting prescription, written by a physician of high standing for a patient of equally high standing, the latter being kept in the dark as to the nature of the medicine he was taking; the physician's instruction being that the patient was not to have a copy of the recipe, the patient supposed himself to be taking some simple bitter. There is a chemical oversight on the part of the physician; though he carefully directs lemon-juice to be dropped upon the quinine in a quantity sufficient to dissolve it, he then simply says, add 10 oz. of water and 1 grain of strychnine. A drug like strychnine, which is very powerful and not very soluble, should have had more explicit instructions to insure solution, or otherwise a careful distribution of the doses. Had the care of the dispenser not been greater than that of the prescriber in this particular, the patient might easily have had a serious overdose when he came to the bottom of his bottle. Ordinary silver tablespoons of the present day usually hold about 1 fluid oz.; if the mixture were made to measure 10 oz. or 11 oz., and the patient took such a tablespoonful for a dose, he would be taking rather more than the maximum dose according to the Pharmacopœia. As the physician uses the superlative degree in his designation of spoonful, this might naturally have been supposed; at any rate, it was not considered necessary to caution the patient to use a graduated measure, and he, supposing that he was only taking "bitters," carried the bottle in his pocket and took the medicine by mouthfuls, until physician and patient were both roused to a sense of danger by symptoms of overdosing with strychnine making their appearance.

In this case, the solution of the strychnine, as well as of the quinine, should have been ordered; the exact measure of the mixture should have been indicated; the dose should have been unequivocally described as \mathfrak{zss} . or \mathfrak{zj} ., according to the intention, and the patient should have been instructed to use a graduated glass or other accurate mode of estimating

the quantity ; the latter precaution is always desirable, and should never be omitted when a full dose of a powerful drug is ordered.

No. 3.

Inf. Salveae	℥viii.
Muriat. ammon.	℥ii.
Mell. rosarum	℥iss.

(M. ft. collut. oris [erased]).
M. ft. gargarisma utatur saepe de die.

Servant of Mr. Anderson.

The first line in this prescription may give a little trouble to any one not acquainted with the handwriting. This arises simply from a slight peculiarity in the form of the "v," and is cleared up by comparing the same letter in the word "Servant" and in "Lavand." occurring in No. 12. The "ss" following "Mell. rosarum" should also be noted, being a little different from the usual form of this symbol, and may aid the interpretation of any similar mark when met with. The remainder will give no difficulty.

No. 4.

R	Ext. Aloes Co.	
	Ext. Hyoscy.	
	Pil. Rhei Comp.	āā gr. i℥.

M. ft. Pil. om. nocte Cap.

Mitte xiv.

R	Dec. Taraxaci	
	Inf. Gent. Comp.	aa ℥viii.
	Sodæ Bicarb.	℥℥.
	Bismuth Tris. Nit.	℥ii.

Capt. ℥i. bis. die.

R	Ol. Croton. Ol. Olivæ	
	Spt. Tereb.	āā 1 dr.

M. ft. Lin. om. nocte affr.

Oct. 16, 67.

We could scarcely find a fault with the writing of this recipe ; the only words about which a tyro could hesitate are "Tris." in the bismuth, the "Spt. tereb.," and "Affr." But having mastered these, we are still in doubt as to the intention of the first line. What is compound extract of aloes ? "Pil. aloes co." and "Ext. aloes aq." are two readings which

naturally suggest themselves in the absence of any known formula for a compound extract of aloes. The former of these, made as it used to be with aloes and extract of gentian, was judged the most probable, and as it was at any rate a safe interpretation, it was acted upon without further ceremony.

No. 5.

R	Ferri Biphosph.	gr. xx.
	Sacchar alb.	ʒii.
	Aquæ	ʒii.
Cochl. i M. bis die.						

The adjective qualifying "cochl." is, no doubt, "m."; but whether it is min., med., or mag., we are left at our discretion to determine. The mixture being prescribed for a child, and in quantity of only two ounces, a teaspoonful was the translation fixed upon.

No. 6.

Mrs G.

R	Pulv. Opii. comp.	gr. x.
	ft. Pulv. post sing ^s deject Liquid sum.					Mitte vi.

Aug. xiii.

This illustrates the difficulty which is sometimes found in reading good writing if it be folded before it is dry—a difficulty for which the patient may be as much to blame as the prescriber.

It also illustrates the danger which may arise from repeating the use of old prescriptions; the dose indicated in the Pharmacopœia for compound powder of opium is 2 to 5 grains; and though 10 grains only contain 1 of opium, it is a larger dose than we would expect to be given with the simple instruction, "after each loose motion." The fact is, at the time it was written (1859) there was no official compound powder of opium; our knowledge of the prescriber's habit led us to supply compound chalk powder with opium, which subsequent inquiry proved to be his intention.

No. 7.

R. Extr. Taraxaci gr. xxxvi.
 Fell. bov. inspiss. . . . gr. xxiv.
 M. ft. pil. xii. Capt. 1 ter die.
 Mrs. O. B.

June 29, 1863.

No. 8.

Miss E.

R Extr. Aloes aquos gr. ʒ.
 Ferri Sulphat. . . . gr. ʒ.
 Extr. Hyoscyami
 Gentian āā gr. ii.
 ft. Pilula semel vel bis die capienda × xii.

Die Aprilis 23, 1856.

× at meal times.

This may be taken as a specimen of good writing. As it came from the hand of the physician, it probably did not present the shadow of an ambiguity. The one point which requires comment is the mark × which follows "capienda." It was there, and not crossed out, when first the prescription came under my notice; and when, after an interval of some months, during which it had been dispensed in several other towns, it was presented again, the × was crossed out with pencil, and a pencil mark xii. was placed after it, indicating that some dispenser had interpreted the × as ten. We can scarcely suppose that he read it ten pills once or twice a day, but probably supposed that the physician intended "Mitte ×," and the dispenser had preferred to make 12 as a more convenient multiple of the quarter grains. But a little consideration will show that the × is intended for *, referring to the footnote—"× at meal times." This, as it appears to be in another handwriting, has probably been added by the patient, who was no doubt quite unconscious that adding × after a word might have multiplied her dose by ten.

No. 9.

R Extr. Belladon. . . . gr. iss.
 Butter of Cocoa q. s.
 M. ft. supposit., p. r. n. utend . . . viii.
 R Acid. Carbolic ʒss.
 Glycerin ʒiiss.
 M. Use 10 drops.

No. 10.

Hab. Tinct. Iodin. C. ʒiv.

Sig. The Iodine paint for external application.

July 13, —68.

No. 11.

Mrs S. Baby.

R Hydr. c. Creta gr. i.

Pul. Cretæ co. gr. ii.

M. ft. Pul. omni nocte sum. Mitte xii.

June 7, —57.

Nos. 9, 10, and 11 do not call for any particular remarks.

No. 12.

R Spirit lavend. comp. ʒiv.

Spirit nitri dulc. ʒii.

Laudani ʒii.

M. Sumat bis de die 20 guttas.

This autograph is useful as enabling us to compare the “v” in “Lavend.” with the more doubtful “v” in “Salviæ,” in No. 3, by the same writer.

No. 13.

R Tr. Ferri Muriatis ʒiii.

Lq. Arsenicalis ʒiss.

Magnes. Sulphatis ʒi.

Aquæ ʒviii.

ʒss. t. d.

R Zinci Ben.

Here we have an instance in which the patient afforded all the information which a careful examination of the writing did not supply. The whole prescription was evidently hurriedly written, and at first glance appeared to threaten some trouble; but the first word was evidently “Tr.,” and “Ferri muriatis” followed without trouble. The first letter in the second line appeared to be L, followed by a letter below the line; “Lq” appeared probable, and “Arsenicalis” suggested itself as the most likely liquor in this combination and dose.

The first letters look more like “Al” than anything else, but there is sufficient resemblance between the second and the “rr” in “Ferri” to justify its being read as “r,” and if this be accepted there need be no hesitation about the

remainder of the word. "Magnesiæ sulphatis ℥j." and "Aqu. ℥viij." are as clear as need to be. The directions "℥ss. t.d." also need not give any trouble. But by the time the mixture was ready for the hand of the patient, who was waiting, I had not made up my mind how to read the last line. The mixture suggested a skin disease, and this pointed to zinc ointment as being the most probable interpretation of the last line; but the matter was not so certain as to let me feel comfortable in supplying it with the chance of its being wrong. I therefore ventured to ask the patient if the doctor had instructed him with regard to the use of ointment. To which he replied, "Yes, he told me how to use it," and then I supplied a pot of zinc ointment without the doctor having been troubled or the patient knowing that I had felt any hesitation about it.

No. 14.

Mrs C.

R	Pulv. Doveri.	gr. vi.
	Hydrarg. c. Creta	gr. iv.
In pil duas statim sumendas.						
R	Magnes. Ustæ	℥ss.
	Pulv. Rhei	gr. xv.
	Syrupi Zingib.	℥ss.
	Tinct. Zingib.	M. xx.
	Acid Hydrocyan. Dilut.	M. v.
	Aquæ	℥ii.
Haust post horas duas sumendus.						

The word "Ustæ" is not very clearly written, and not being in constant use now as indicative of calcined, may give trouble to some of our younger friends; the last few lines become somewhat confused for want of space, but should give no trouble if attacked in detail.

No. 15.

The Rev. Ernest T.

R	Hydr. Bichlor.	gr. i.
	T. Opii	℥ss.
	Inf. Quass. conc.	℥i.
	Aquæ	℥i.
Cochl. 1 min. ter die. ex aqua.						
R	Pulv. (?)	gr. v
	Bismuth	gr. iv.
ft	Pulv. o. n.	Mitte vi.

In the first line of this formula the quantity is undoubtedly 1 grain, though the symbol would equally well represent ᠑j. , and we are guided entirely by the dose which would be appropriate. The consideration of doses constantly comes to our aid in clearing up difficulties, not only in regard to the interpretation of ambiguous quantities, but frequently in cases where the drug itself, or the special preparation of a drug, would, in the absence of this aid, be a matter of doubt. Take for example the next line; the drug is opium, and the quantity half a drachm, for sixteen doses, one thrice a day. Now the prefix to "Opii" looks more like P than any other letter in the alphabet, but this would make the dose nearly two grains of opium thrice a day, a very unlikely dose, especially associated with an ordinary alterative, and comparing the doubtful letter with T in "The" and the initial of the patient's name (which, however, looked more like Jones than anything else, until in reply to my inquiry he gave a name beginning with T); thus all things considered, there was no doubt left that "Tinct. opii" was the intention, and this is supported by the notable difference in the mode of writing "Pulv." in the second half of the prescription.

The first article in the formula for powders is probably one of the most difficult to interpret with which I have met. It has been translated "Rhei," "Tragacan.," "Mag.," "Doveri.," "Gum.," "Ferri.," "Arom.," "Cinn.," "Cret.," &c., all of which may have something said in their favour, but none of which can be definitely fixed upon by any internal evidence. Any one familiar with the handwriting might perhaps read it without difficulty.

No. 16.

R	Ol. juniperi	ʒi.
	Axung	ʒi.
M	* * * S. for rubbing in.	

For M. C.

Nu * * * Hotel

There are several points in this which I failed to solve satisfactorily, but which I thought of little moment, as there appeared no ambiguity about the ointment or directions. The first illegible word no doubt means mix, but what is the precise writing I am not prepared to say; the second appeared to be the name of a hotel, and the third the signature, so the ointment was made without any hesitation; but the patient said my production was quite different from what he had in Germany, the latter being brown and smelling like tar. No doubt oil of juniper tar was the intention, and sufficiently well understood in the prescriber's own neighbourhood.

No. 17.

Mrs D.

R	Acid. Nitrici.	5iii.
	Syr. Simpl.					
	Tinct. Aurantii.	aa 5ii.

M. Capt. cochl. Th. 1 bis die ex cyath vinos aquæ.

Die Nov. xx. 1852.

The greatest difficulty here is to read the words "Cap. cochl.," the want of clearness arising mainly from the two words being run into one. The dose may be taken for a teaspoonful if the letters indicating it be "Th," but it is quite possibly intended for M., in which case the dose may be a teaspoonful, a dessert-spoonful, or a table-spoonful, the first is the most suitable dose; the dose of strong nitric acid being about 2 to 5 minims, the dose in the prescription being about 6 minims if the mixture is made to measure 4 oz., or little more than 5 minims if made to measure 4 oz. and 3 drachms. This appeared sufficiently within ordinary experience to justify the mixture being made without writing to the physician at a distance to have it confirmed; but to the patient's alarm, the cork was blown out of the bottle with the evolution of nitrous fumes, and probably the conversion of part of the sugar into oxalic acid. If diluted nitric acid were intended, I would alter my reading of the directions thus, "Cap. cochl. mag. i. bis die," &c.

No. 18.

R.	Carb. Ferri. Sacch.	gr. viii.
	Pulv. Aromat.	gr. ii.
	Carb. Sodæ Exsicc.	gr. iv.
M. ft.	Pulv.	Doses xii.

Sig. Stomachic Powders. one in a little gruel twice day.

This was written by one physician for another, the patient bringing it to us with the declaration that he could not read it; but all the difficulty disappears after a careful examination. In the second line, the letters are evidently not exactly as I have rendered them, but we have only to suppose that it was contracted as "Aromt." It is interesting to note, that with almost every one the chief difficulty has been in reading the directions which are written in English.

No. 19.

R.	Pilul. Hydrarg	Ḑ
	„ rhei co.	Ḑii.
M.	ft. Pilul.	xii.				
Capiat ii. H. s. p. r. n.						
R.	Magnes. Carb.					
	Sodæ Carb.					
	Magnes. Carb.	aa ʒi.
	Aquæ	ʒviiss.
	Vin Ipecac.	ʒi.
	Tinct. Zingib.	ʒii.

M. Capiat cochl. ii., mane post Pilulas.

Die Aug. 26, 1854.

No. 19 is, upon the whole, a well-written autograph, but there is a trifling error in the mixture, carbonate of magnesia being written twice; and the question arises whether it is simply an accidental repetition, or whether one of them was intended to be some other ingredient. A knowledge that the prescriber frequently ordered the carbonates of potash, soda, and magnesia in the same mixture, led to the conclusion that that was his intention. Then, as regards the dose, the figure is not very clear, it might be ii., iii., or iv. spoonfuls; there are three dots, which points to three being the number intended; but there are also three dots over 1 drachm in the quantity of "Vin ipecac." The three dots in the latter case

certainly occur by some accident, and the same may be the case in the former number. Folding before the ink was dry may account for both. It appeared that the middle dot in the dose and the curling back of the tail of the latter figure in the dose, had both occurred in such a manner. Neither interpretation would make the mixture last exactly the same time as the pills. Two was ultimately decided upon, and is confirmed by the appearance of the figure when the middle dot and middle stroke are covered by a white thread.

No. 20.

R	Chloral	grs. 120.
	Potass. Bromid.	grs. 180.
	Syrup. Aurantii	℥ss.
	Aq. ad	℥vi.
M.	Capt. ̄i.	omni nocte.				

R	Hydrarg. Bi. Chlor.	gr. ii.
	Extr. Belladon.	gr. vi.
	Conf. Rosæ	q.s.

ut fiant pil. xii. Capt. 1 bis die.

The official dose of perchloride of mercury is one-sixteenth to one-eighth of a grain; this being one-sixth of a grain twice a day, seems a larger dose, but a comparison with other prescriptions from the same physician showed that he was not unaccustomed to giving a full dose of this remedy; and the clearness with which it is written excluded any other interpretation. The "ss." after the ounce mark on the third line is not equally clear, but may be compared with another autograph by the same hand, No. 31.

No. 21.

Hyd. Bichlorid.	gr. $\frac{1}{2}$.
Tinct. Cinch. Co.	℥i.
Aquæ	℥i.

Cochl. Min. bis die ex aquâ.

In this case the quantity in the first line might be taken for half a scruple, were it not that the consideration of a suitable dose clearly indicates that half a grain must be the intention.

No. 22.

R	Ext. Elateri	gr. $\frac{1}{6}$.
	Gum Opii	gr. $\frac{1}{4}$.
	ft. Pil.				
	Om Noct.				

If difficulty were experienced in reading the first line of this formula, an appeal to the list of extracts in the index of the Pharmacopœia would not afford us the assistance which it usually does ; but a comparison of the initial of the doubtful word with the "E" in "Ext.," will at once solve the problem, and the suitability of the dose puts it beyond all question.

In this case the second word, if isolated, might give some trouble to decipher, but there is no difficulty in deciding that the first word which follows the sign R is Ext., and this guides us to the determination that the first letter of the second word is E, and then the others follow without any difficulty, "lateri." Had this not suggested itself as an evident reading, we would naturally have looked over the list of extracts to call to mind any which would be appropriately prescribed in one-sixth grain doses, and with the name of which the ambiguous word could be supposed to coincide.

No. 23.

R	Æther. Chloric.				
	Spt. Ammon. Co.	.	.	.	aa gtt. xl.
	Tr. Card. Co.	.	.	.	ʒii.
	Aq. Font.	.	.	.	ʒi.
M.					

Note that the quantity of the two first ingredients is gtt. xl. and not 14. It is not good practice to use both Arabic and Roman numerals in the same prescription, but we have so many examples of that irregularity, that we can never take it for granted that they will not occur in juxtaposition.

No. 24.

R	Aloes Barb.	gr. xxiv.
	Acid Sulph. fort.	.	.	.	M. vi.
M.	divide in pil. vi.				

Two to be taken every four hours until the bowels are relieved.

R	Sennæ fol.	℥iv.
	Mag. Sulph.	℥iss.
	Syrup Rhamni					
	Tinct. Jalapæ	āā ℥vi.
	Tinct. Zingib.	℥ii.
	Infuse in aquæ	℥vi.
	℥iss. 2 dis horis donec alv. respondt.					

The use of oil of vitriol as an adjunct to Barbadoes aloes can scarcely be considered elegant pharmacy, and is now fortunately of rare occurrence.

No. 25.

Mrs F.

R	Potass Iodid.	gtt. ℥i.
	Ferri Am. Cit.	℥iss.
	Aquæ ad	℥viii.
M.	ft. Mist. cujus St. ℥ss. ter die.					

The "gtt." preceding ℥i. in the first line is evidently a lapsus, occurring, as these things frequently do, in consequence of the patient talking to the doctor all the time he is writing. It leads to no difficulty, and only needs to be erased.

No. 26.

R	Argenti Nit.	gr. iiii.
	Aquæ Distill.	℥i.
F.	Lotio. Assid. app.					

At first glance the word following aqua was supposed to be "Fortiss," which it certainly resembles, but as it is to form a lotion to be applied assiduously, the word "distill." was at once fixed upon.

No. 27.

R	Liq. Plumb. Diacet.	℥ss.
	Acid Hydrocyan. Sch.	℥i.
	Morph. Acetat.	gr. v.
	Aquæ ad	℥vi.
M.	ft. Lotion. ℥ss. ex aqua utend.					
R	Sodæ Carb.	℥ss.
	Pulv. Rhei	gr. xxx.
	Tinct. Zingib.	℥ii.
	Spt. Ammon. Arom.	℥i.
	Tinct. Cardam. Co.	℥i.
	Infus. Gentian ad	℥viii.
M.	Sumat. ℥i. quotidie ex aquâ.					

No. 27 presents us with two or three symbols which are a little ambiguous. There might be some doubt as to whether the ounce or drachm symbol was intended in the quantity of lead solution, in the quantity of lotion to be used, and in the quantity of carbonate of soda ordered. In the latter case we find the quantity of rhubarb in the following line is written gr. xxx., and that the quantity of soda has been begun to be written in the same manner, but has been struck out, and would scarcely have been made to express the same quantity by another symbol. Then as regards the appropriateness of the two problematical quantities, the eighth part of half an ounce is a more usual dose than the eighth of half a drachm, and we conclude to read it \bar{z} ss.

The question of appropriateness in the other two ambiguous quantities will also lead us to conclude that they are both intended for \bar{z} ss.

The word preceding "Zingib." appears to have been written "Pulv." first, and afterwards "Tinct." This is confirmed by the fact that it is more usual to order \bar{z} ii. of tincture of ginger in an 8-oz. mixture, than the same quantity of powdered ginger.

No. 28.

R	Bismuth. Alb.	\bar{z} iss.
	Tinct. Card. Co.	\bar{z} ss.
	Acid. Nit. et Mur. Dil.	$\bar{a}\bar{a}$ Min. xvi.
	Infus. Diosmæ, ad	\bar{z} viii.
M.	St. \bar{z} ss. ter die ex aqua.						
R	Pil. Col. Co.	xii.
	St. i. p. r. n.						

This autograph has more the appearance of confusion, from the lines not being divided in the usual manner. The word "Nit." is the most difficult to read, and this the more so from the want of a dot to the "i" and a cross to the "t," but the following word, "Mur.," being clear enough, naturally leads to the correct interpretation, and we observe the various "i's" and "t's" are without their usual appendage. I felt no hesitation in reading the infusion as

"Diosmæ," though the patient said it was not the same as he had had previously. The prescriber being at a distance, I discussed the possible readings of the word with the patient himself, and satisfied him of my correctness. We could only conclude that some other dispenser had put a different interpretation upon it, which, he admitted, it was quite possible to do. "Inf. quassia" seems the next in order of probability.* It is always a comfort in a case of this kind to be able to assure the patient that the alternative is not a dangerous one.

No. 29.					
R	Bismuth. Trisnit.	.	.	.	5iss.
	„ Liquor	.	.	.	5ss.
	Glycerin	.	.	.	5ss.
	Liquor. Potas.	.	.	.	5ii.
	Chlorodyne	.	.	.	5i.
	Acid. Hydrocy. dil.	.	.	.	M. 50.
	Extr. Belladonnæ	.	.	.	gr. vi.
	Tr. Calumb.	.	.	.	5iss.
	Inf. „	.	.	.	ad. 5x. M.

5ss. ter in die Sd.

Empl. Belladonnæ Co.

5 inches \times 4 margin adhesive inclusive.

Oct. 21/71.

No. 30.					
R	Magnes. Sulph.	.	.	.	5iv.
	Acid. Sulph. Dil.	.	.	.	5iss.
	Syr. Zingib.	.	.	.	5ss.
	Tinct. Aurantii	.	.	.	5iii.
	Inf. Aurantii Co. ad	.	.	.	5viii.
M.	Capt. 5i. ter die.				

Dec. 4, 1872.

Dec. 9, 1872.

Rep. Mist. cum Magnesiae Sulphatis 5iv.
ad. 5viii.

This may be considered a well-written prescription with the exception of one word, "Zingib.," of which the letters

* Since the appearance of this facsimile and the above comments upon it, I have received letters from several pharmacists in Buxton, saying that they were familiar with the handwriting and the custom of the writer, and that the infusion is undoubtedly quassia and the acid "Fort." I allow the comments to remain as originally written, because it is an instructive lesson to note that a careful and reasonable consideration of the prescription resulted in the wrong conclusions.

“Z” and “g” are the two wanting in clearness. The initial does not occur in any other word in the prescription, so we have not the advantage of making a comparison; but as the preceding word “Syr.” is clear enough, and we have only to consider the list of syrups to see at once that zingib. is the one which fits the occasion, and this may be confirmed, if necessary, by comparing the “g” with the same letter in the word magnesia, which occurs twice. The note at the foot might lead to the impression that the mixture was intended to have a further addition of $\mathfrak{z}\text{iv}$. magnes. sulph., but it will be noticed that the quantity of this salt originally prescribed on December 4 was $\mathfrak{z}\text{ii}$., and the figures had been altered to $\mathfrak{z}\text{iv}$. on the repetition at the subsequent date; consequently we read it that the mixture is to be made with $\mathfrak{z}\text{iv}$., not with the addition of $\mathfrak{z}\text{iv}$.

No. 31.

	Chloroformi	M. xx.
R	Magnes. Carb.	$\mathfrak{z}\text{i}$.
	Magnes. Sulph.	$\mathfrak{z}\text{ss}$.
	Pulv. Rhei	$\mathfrak{z}\text{ii}$.
	Pulv. Zingib.	$\mathfrak{z}\text{ss}$.
	Liq. Morphiae Mur.	$\mathfrak{z}\text{ij}$.
	Inf. Gentian	.	.	.	ad	$\mathfrak{z}\text{viii}$.

M. Capt. $\mathfrak{z}\text{ss}$. ter die.

No. 31 presents a good example of how one part of a prescription throws light upon the ambiguity of another. There is no difficulty in any part except in the quantity of two ingredients and the dose. We might suppose the quantity of the sulphate of magnesia to be $\mathfrak{z}\text{i}$., if it were not for the context; and under similar circumstances we should say the quantity of powdered ginger was intended for $\mathfrak{z}\text{ss}$. But the dose shows the necessity of our carefully considering the intention of the whole of these figures. We notice in every case where we are sure the figure 1 is intended, that the dot over it is not omitted, that the figure in the quantity of carbonate of magnesia differs more from that in the quantity of sulphate of magnesia than the latter does from that indicating the dose, and that the half drachm of powdered

ginger is indicated by one "s," not two; taking these circumstances all into account, we conclude that all the three figures are intended as abbreviations of the fraction "ss.," and the reading of the recipe is decided as above.

No. 32.

Miss E.

R	Hydr. Chlor.	gr. xx.
	Tinc. Hyoscy.	ʒi.
	Aquæ	ʒix. M.

Draught to be taken at bed time.

Nov. 9/72.

We have here to note the ambiguity resulting from abbreviating the name of a drug. For many years the translation of "Hydr. chlor." has been chloride of mercury, and the only doubt would have been *which* chloride. But neither of these could be intended in this case, and we find the true interpretation in hydrate of chloral. The dose, the mode of administration, the association with tincture of henbane, and the fact that it is a night draught, all confirm this reading. But it will be necessary to remember in future, where we have not these clear indications from the context, that "Hydr. chlor." may be either calomel, corrosive sublimate, or hydrate of chloral.

LECTURE XXII.

PILLS—POWDERS.

Pills—Physical Requirements—Excipients for Rhubarb—Aloes—Creosote—Camphor—Essential Oil and Aqueous Extract—Hygroscopic Extracts—Copaiba—Sulphate of Iron—Oxide of Silver—Carbolic Acid—Cutting—Finishing—Coating—Silvering—Powders—Mixing—Dividing—Packing.

DISPENSING PILLS.

THE object of making any drug into pills is to have it in a form which is at once portable, permanent, and divided into convenient doses which are not nauseous to take.

The skill of the dispenser will be shown by the uniformity of his success in obtaining these results with the very various materials which he is expected to make into pills.

It is usual for the physician to prescribe the active constituent of the pill, and the dispenser to add what excipients he may judge desirable, and the selection of a suitable excipient is one point in which a good deal of judgment is required.

Pills are liable to become soft and sticky, or hard and insoluble; they sometimes become dimpled or angular, sometimes mouldy; in any of which conditions they show that the operator has failed to make them what they ought to be, though it does not necessarily follow that he is to blame in the matter; it may be that medicines have been ordered which are not suitable for this mode of administration.

But a great deal may be done even with the most intractable ingredients, if there is a systematic knowledge of the

mode of proceeding. No material is plastic without the presence of some fluid or semi-fluid body. But semi-fluids are of two distinct kinds, such as mucilage of acacia and mucilage of tragacanth; the former, even when it contains a very large proportion of gum, will flow by its own weight; the latter, even when it contains a large proportion of water, will not flow unless under some further mechanical force. Tragacanth and water alone might be made into pills which would not fall out of shape, but acacia and water would be wanting unless some solid material were also present. If it were required to impart adhesiveness to a powder such as ginger, the acacia would be suitable; but if it were required to give firmness to a soft extract, such as acetic extract of colchicum, tragacanth would be more successful. If too much tragacanth be used, the mass will be *too* retentive of its shape, and after having been rolled and cut, the pills will be found to retain a cylindrical form, which continues to return after they have been repeatedly rounded; but if some fibrous material had been used, instead of part of the tragacanth, it would have imparted that condition which enables any form to be given to the pills, and to be permanently retained by them. As tragacanth is not readily soluble, it should only be used in small quantities unless in connection with hygroscopic or very soluble substances, otherwise the ready activity of the pill would be impaired. We may compare the pill with the human body. A man could not stand upright if he had not a bony frame-work, nor could a skeleton stand without muscles and ligaments; in addition to these, the blood and juices of the body are required to impart that condition which possesses at once firmness and the power of motion.

So in the structure of a good pill, we find the analogue of each of these essentials to a perfect animal. A fibrous powder represents the bones of a pill, gum or extractive matter stands in the place of the muscular element, and the moisture, without which gum is not adhesive, represents the

blood. By the junction of the three you may obtain a perfect pill, but any two separately will fail to produce the requisite qualities.

When any difficulty presents itself, a consideration of the nature of the materials in hand, and the requirements of a good pill mass, will generally enable the dispenser to select from the list of excipients appended to this lecture, some one, or some combination of two, which will give the requisite physical condition without much difficulty and without any injury to the therapeutical activity of the drugs.

I have now to direct your attention to prescriptions and samples of pills, illustrating deficiency of one or other of these elements, and to point out to you the appropriate excipients by which to supply the deficiency.

No. 1.

R Pulv. Rhei ʒi.
ft. Pil. xx.

This may be combined with water, syrup, mucilage, treacle, glycerine, or solution of potash. Water makes a rather crumbly mass—solution of potash the toughest. But while we may be satisfied with the physical qualities obtained by the alkaline liquor in this instance, its use might naturally be objected to as an unwarrantable addition when so many other simple excipients might have been selected with perfectly satisfactory results.

With water alone the pills become very hard, and are only slowly dissolved; consequently there is a double advantage in the use of syrup. The mass works better, and from the free solubility of the sugar, however hard the pills become, they are always more readily acted on by water.

Samples of pills by these two forms, now twelve months old, are both very hard. Those made with syrup are the hardest, but also the most soluble; one of each being dropped into separate dishes of cold water, the pill with syrup gives a coloration within two minutes, but that made with water

shows no appearance of solution in ten times that period. In the course of three hours, the former pill will be completely disintegrated; the latter requires about double that time.

It is a great advantage to add precisely the right quantity of excipient at once. For 1 drachm of rhubarb powder, $\frac{1}{2}$ fluid drachm of water, syrup, or glycerine may be used. If only half the required quantity be added at first, a mass is formed which is too hard to be rolled out, and with which it is very difficult to mix an additional quantity of the excipient.

Aloes and gum-resins generally require much less excipient: thus—

No. 2.

R	Pulv. Rhei				
	„ Aloes.	.	.	.	āā 3ss.
	ft. Pil. xx.				

Is conveniently made with 20 minims of syrup instead of 30, which would have been used if the whole of the powder had been rhubarb.

If simple rhubarb pills are made up with water only in an iron mortar, the rhubarb is blackened by the mortar; but if syrup or some other excipients be used, the blackening does not take place. This is an example of the conservative power of sugar, which is often useful both in protecting iron compounds against oxidation, and preserving vegetable matters from the injuries they are liable to sustain by long keeping.

No. 4.

R	Extr. Aloes Aq.	.	.	.	gr. xxxvj.
	Cons. Rosæ	.	.	.	gr. xvij.
	M. ft. Pil. xii.				

No. 5.

R	Ext. Aloes Aq.	.	.	.	gr. xxxvi.
	P. Ligni	.	.	.	gr. vi.
	Glycerin	.	.	.	gtt. vi.
	M. ft. Pil. xij.				

No. 6.

R	Extr. Aloes Aq.	.	.	.	gr. xxxvi.
	Sapo. Hisp. (Nov.)	.	.	.	gr. xij.
	M. ft. Pil. xii.				

I have experienced no difficulty with extract of aloes pills, since it became the custom to use the extract in powder. When the rule was to have the extract of a pilular consistence, the pills were with difficulty made to retain their shape.

The three preceding recipes show the comparative advantages of these excipients in forming aloes into pills. The conserve makes a good mass, which works well and does not get hard, but if not kept very dry the pills become soft and sticky, and perhaps run into a lump, at any rate do not retain their shape.

No. 5 remain soft and sticky, but do not lose their shape, and I do not know any fibrous material which will impart this retentiveness of shape to a soft pill with so small an increase of bulk as fine sifted sawdust. It may be considered "pure bone" to a pill, according to the analogy which I traced to you just now; and glycerine is the most perfect retainer of moisture, and consequently softness, which we can select; but being hygroscopic, the pills are apt to become too soft and sticky if not kept in a very dry place; we can easily reduce this tendency by diluting the glycerine with water or spirit, used in larger or smaller proportion as circumstances indicate.

No. 6 retain their shape and solubility tolerably well if the extracts be in powder and the hard soap be soft; but the pills become hard when old.

No. 7.

R Bismuth Trisnitr. ʒij.
ft. Pil. xij.

(With mucilage of Glycerine ʒss.)*

These, though they contain $12\frac{1}{2}$ grains of material in each pill, are no larger than ordinary 5-grain pills. The excipient is the same I recommended when treating of official pills, and

* R P. G. Tragacanth ʒiii.
Glycerin ʒix.
Misce et adde
Aquæ ʒiv.

is generally useful where it is desired to form into pills any powder which is bulky, amorphous, and not adhesive.

No. 8.

R Creasoti gtt. xxiv.
ft. Pil. xii.

With—

P. Amygdal. gr. xxx.
Glycerin gtt. xii.

Or with—

Cera Flav.
P. Saponis āā gr. xii.

The first of these forms depends for its efficacy upon the power of almond powder (in preference that deprived of its oil) to facilitate a permanent union of oily and watery matters, and thus prevent the creosote “sweating” out, but the pills do not readily dissolve. The latter form is preferable, as the wax converts the creosote into a jelly-like paste, and the soap enables it to emulsify in the stomach.

No. 9.

R Camphoræ gr. xxxvi.
ft. Pil. xviii.

With—

P. Amygdal. gr. xii.
Glycerin. gtt. xv.

No. 10.

R Camphor. ʒss.
Ol. Caryoph. gtt. vi.
ft. Pil. xii.

With—

P. Saponis gr. vi.

No. 10 B.

R Camphor. ʒi.
ft. Pil. xii.

With—

Ol. Ricini gtt. iv.
P. Sapo. gr. i.

No. 10 c.

R Camphor. ʒi
Extr. Hyoseyami ʒii.
ft. Pil. xii.

These formulæ illustrate several modes of giving camphor in pills. No. 9 is similar to the creosote pills just above; but as we are now dealing with a concrete oil, there is no need of a large bulk of absorbent material; the larger proportion of glycerine, and smaller quantity of almond meal, make a more soluble pill.

No. 10 gives us the task of combining both camphor and essential oil into a pill, which is simply done by the use of powdered soap, but would have presented considerable difficulty if the quantity of oil of cloves had been so great as to dissolve the camphor.

In 10 B we purposely added oil as an excipient, and it is about the best we can use to make 5 grains of camphor into a pill of no extraordinary size. The camphor must be *rubbed* to a powder with the oil, and then *worked* into a mass with the addition of the soap.

The pills Nos. 9, 10, and 10 B, being immersed in cold water, we find the first is readily disintegrated, the second requires several hours, and the third is but little acted upon. No doubt the warm reception they would meet with in the stomach would effect their dissolution in a much shorter time, but probably still in the same sequence.

No. 10 c is a form I have repeatedly made. The camphor should not have any oil or spirit to promote its division, as they make the mass both soft and crumbly. The camphor and extract of henbane, if vigorously worked together, make a satisfactory mass without any addition.

When it is desired to powder camphor without the addition of any fluid, a little powdered soap is useful. Camphor pills and those depending for their efficacy upon creosote or essential oils should be dispensed in bottles. We have here two samples of No. 10, both twelve months old; those kept in a bottle retain their original odour and activity, while those in the box have shrivelled away, and there is little left but the soap and the powder in which they were rolled.

No. 11.

R	Extr. Coloc. Co.	℥ii.
	Pil. Rhei Co.	℥i.
	P. Ipecac.	gr. x.
	Extr. Anthem.	℥ii.
	Ol. Anthem.	gtt. x.
M.	ft. massa in pil. xl. div.					

(Exemplum 19,781.)

The oil being rubbed with 5 grains of powdered soap, and then the colocynth, rhubarb, and ipecacuanha added, formed a good mass, which became crumbly immediately upon adding the extract of chamomile. The addition of 4 drops of liquor of potash perfectly restored its plastic condition. A second box of the same was made as follows:—

The colocynth, rhubarb, ipecacuanha, and extract of chamomile were rubbed together, and then the oil, previously mixed with 5 grains of powdered soap. The mass was in good condition till the oil and soap were added; it then became very crumbly, which defect was in great measure remedied by adding 4 drops of spirit.

A third box of pills, made according to the same prescription as last, but with almond meal instead of liquor of potash, overcame the crumbly nature of the mass.

The potash in the former case, and the emulsin of the almond in the latter, act the same part in the pill mass which they do when used in the production of emulsions, *i.e.*, effect the intimate and permanent mixture of oily and aqueous materials. Regard must be had to the tendency which almond meal has to impart hardness and insolubility to the mass if employed in any large proportion. Liquor of potash, though a powerful chemical, is not so objectionable as might at first sight appear, for in the quantity used it probably does little more than neutralize any acidity in the extracts.

No. 12.

R	Pulv. Rhei	℥i.
	Pulv. Myrrhæ	gr. xv.
	Extr. Anthem.					
	„ Aloes Aquosi	āā ℥ss.
	Ol. Anthemidis	gtt. xvi
M.	et distribue in pilulas xx.					

(Exemplum).

The oil works out of the pills unless its retention is effected by the addition of liquor of potash, almond powder, or yellow wax.

A small quantity of wax used in formulæ of this kind readily emulsifies with the other ingredients of the pill, especially if soap also be present. The quantity used should be so proportioned as to impart a soft gelatinous condition to the oil before the other ingredients are added.

No. 13.

R Extr. Colchici Acet.
 „ Coloc. Co.
 „ Hyoscyami āā gr. xviii.
 ft. Pil. xii.

These ingredients when mixed are too soft for convenience. They have been dried to give them a suitable firmness, and the pills kept in an ordinary pill box.

No. 14 are the same in every respect, but kept in a bottle.

No. 15 are the same, but with the addition of a small quantity of powdered tragacanth to give the desirable firmness.

No. 13 became soft by reabsorption of moisture, and fell out of shape; now, by long keeping, they are hard but misshapen. Nos. 14 and 15 have both retained their shape tolerably well and are hard.

Immersed in cold water, they all speedily show signs of dissolution; No. 14 a little more, and No. 15 a little less rapidly than No. 13.

No. 17.

R Extr. Taraxaci gr. iii.
 ft. Pil. mitte xxiv.

(Exemplum.)

Reduced to a suitable consistence by drying, and preserved in a box.

No. 18, the same as above, but with the addition of $\frac{1}{2}$ grain of powdered tragacanth to each pill to give it sufficient firmness.

No. 17 speedily reabsorbed moisture and adhered into a

lump, and is now a soft extractive mass without any appearance of ever having been made into pills.

No. 18 have retained their shape satisfactorily, and are now rather hard, but are readily acted upon by water.

Tragacanth, if in too large proportion, gives the mass a retractile character, and the pills, after being rolled round, draw back into short cylinders, and are with difficulty made to retain the spherical form; they also become very hard, dry, and less soluble than we could wish; but these objections only apply to cases where it has been used with want of judgment; if used in moderate quantity, and in conjunction with hygroscopic or readily soluble materials, it is a most valuable excipient.

The condition of No. 17 should be a caution to you not to trust to drying hygroscopic extracts to a so-called "suitable consistence."

The consistence which is really the most suitable for them to possess is such as gives them the least disposition to change their consistence by ordinary keeping. If they are then too soft, the requisite firmness is best given by their union with firmer drugs. You will remember in this connection the experiments I showed you in my lecture on drying.

The next four prescriptions have been selected to illustrate cases in which the materials are too hygroscopic to be safely trusted without the addition of some such excipient as powdered tragacanth.

No. 18 A.

R	Extr. Colchici Acet.				
	„ Hyoscyami	.	.	.	āā gr. i.
	Pil. Hydrarg.	.	.	.	gr. ii.
M.	ft. Pil.				
	(ē. G. Tragacanth, gr. i.)				

No. 18 B.

R	Extr. Colchici Acet.				
	Pil. Hydrarg.	.	.	.	āā gr. iv.
	P. Ipecac.	.	.	.	gr. ss.
	ft. Pil. ij.				

No. 18 c.

R	Extr. Colchici Acet.	.	.	.	gr. ss.
	„ Conii	.	.	.	
	„ Hyoscyami	.	.	.	āā gr. vi.
ft. Pil. iv.					

No. 18 d.

R	Pil. Hydrarg.	.	.	.	Ḑi.
	P. Ipecac.	.	.	.	gr. vi.
	Extr. Colchici Acet.	.	.	.	
	„ Hyoscyami	.	.	.	āā gr. xii.
ft. Pil. xii.					

No. 19.

R	Ol. Lastreae Filicis Maris	.	.	.	gtt. xvi.
	Sapo. Venet.	.	.	.	gr. viii.
	P. Amyli q.s. ft. pilul. No. x.	.	.	.	
Sumat pilul. mane.					

In this instance (No. 19), well-judged excipients have been selected by the physician; the soap combines well with the liquid extract of male fern, and gives it a ready emulsibility, while the requisite firmness is imparted by the starch.

No. 20.

R	Bals. Copaibae	.	.	.	ʒvi.
	Pulv. Cubebae	.	.	.	ʒi.
	Ferri Carb.	.	.	.	ʒi.
ft. Electuar.					

Sign—A teaspoonful night and morning.

This was altered by desire of the patient to the following:—

R	Bals. Copaibae	.	.	.	ʒvi.
	P. Cubebae	.	.	.	ʒi.
	Ferri Carb.	.	.	.	ʒi.
	Cera Flav.	.	.	.	ʒiss.
	Magnes. Calc.	.	.	.	ʒiss.

M. ft. Pil. ccxvi. Sign—Six for a dose twice or thrice a day.

Melt the wax, add the balsam, then the magnesia, and lastly the cubebs and iron.

Wax and magnesia are the orthodox excipients for making balsam of copaiba into pills. It may be the best known method of effecting that end, but if so, bad is the best.

I examined the solubility of these pills after they had become firm, and found they would bear a week's immersion

in cold water without appreciable change, and even boiling in water and in strong hydrochloric acid had little effect upon them. But when about fifteen months old they disintegrated by a week's immersion in cold water; they were not much affected by boiling for a few minutes in water, but dissolved with effervescence in boiling hydrochloric acid. The magnesia having become carbonated by long keeping, no doubt facilitated the disintegration of the pill. In the action of the acid this may perhaps be accounted for by the effervescence acting mechanically in tearing the pill open. Perhaps it would be better to use carbonate of magnesia instead of calcined in such formulæ.

No. 21.

R	Ferri Sulph.	gr. i.
	Pil. Rhei Co.	gr. vii.
M. ft.	Pil. ij.					
Mitte	xvi.					

(Exemplum 22, 183.)

The addition of sulphate of iron to a mass containing soap gives it a crumbly nature, which is very inconvenient in rolling out.

The addition of caustic potash would remedy the physical defect, but at the sacrifice of chemical integrity, and our problem is to find some material which facilitates emulsification, or the union of oily and watery materials, without decomposing sulphate of iron; almond meal is the substance which naturally suggests itself, and with satisfactory results. The addition of 4 grains of almond meal and 8 drops of water reduces this refractory mass to a workable condition.

As a general rule, masses which threaten trouble from their crumbly nature, may be worked if made a little softer than usual; and this expedient we are the more willing to adopt as the crumbly condition and the tendency to fall out of shape do not commonly occur together.

Iodide of potassium, chloride of ammonium, and many

other soluble crystalloids are difficult to render plastic with the usual aqueous excipients, but may be made into very good condition by means of some excipients of a resinous nature. Unguentum resinæ may be conveniently used for sulphate of iron, iodide of potassium, &c., and though it cannot claim to be an elegant excipient, it is not more objectionable than castor oil, which is official in Plummer's pill.

The insolubility in water may be raised as an objection to excipients of this class, but if they are no less fusible than resin ointment, there need be little fear of the stomach being incompetent to dispose of them as it does of other fatty matters.

No. 22.

R	Argent. Oxidi.	gr. iij.
	Extr. Belladon.	gr. 4.
	Extr. Hæmatoxyli.	gr. iss.

M. ft. Pil. quotidie ante prand. sumend.

Oxide of silver and red oxide of iron are apt to give trouble, especially in combination with astringent materials, such as extract of logwood or extract of hops. If the mass is made very soft and worked off rapidly, it may be divided without difficulty; but the pills may thus be inconveniently large, and become very hard by keeping. Castor oil and powdered soap worked into a soft pulp make a convenient excipient for such materials; the mass thus made works easily, the pills retain their shape well, and are plastic and freely soluble at the end of twelve months.

The superiority of the oily excipient in such cases is probably dependent upon its retarding the chemical union of the oxide with astringent matter, a chemical change which is gradually taking place during the working of the ingredients into a mass if a watery excipient be used.*

* Resinous excipient for saline pills, &c.—

Resin	3ij.
Olive Oil,						
Yellow Wax	aa 3j.

Oleaginous excipient for oxide of iron with astringent vegetable matters, &c.—

Castor Oil	3i.
P. Soap.	Div.

No. 23.

R. Acid Carbol.	.	.	.	gr. xxiv.
ft. Pil. xxiv.				
Aq.	.	.	.	gtt. j.
P. Saponis.				
Cera flav. in lamina	.	.	.	āā gr. xv.
P. Rad. Taraxaci	.	.	.	gr. xxiv.

The acid rubbed with the water became liquid; the soap and wax converted this into a soft emulsible paste, to which a suitable firmness was imparted by the use of the taraxacum powder. The spongy nature of taraxacum, and its freedom from active properties, make it very suitable as an absorbing material for soft masses.

No. 24.

R. Acid Carbol.	.	.	.	gr. iij.
ft. Pil. i.				Mitte xlvij.

The carbolic acid having been increased to 3 grains in a pill presented more difficulty, but the task was accomplished in the following way:—

Purest carbolic acid, 144 grains, and 24 grains of yellow wax, were melted together in a test tube, poured into a cold mortar, and rubbed into a rather adhesive powder; soft soap was then added by small degrees till 8 grains had been added, when it was found that the whole could be worked into a mass and divided into pills.

No. 25.

R. Phosphori	.	.	.	gr. vi.
Micæ Panis	.	.	.	q.s.
ft. Pil. xxiv.				

Phosphorus is most readily and most perfectly divided by being dissolved in bisulphide of carbon and poured upon the pulverulent excipients; the solvent speedily evaporates, and the phosphorus is apt to take fire if not combined with a moist or plastic excipient at the right moment. Bread crumb is not the best material for giving substance in this case, but may be understood to mean any excipient the dispenser finds desirable. The best form for dispensing the above is to

dissolve the phosphorus in a few minims of bisulphide of carbon in a test tube ; while this is dissolving weigh out the following ingredients :—

P. Tragacanth	.	.	.	gr. xii.
Sapo Mollis	.	.	.	gr. xxiv.
Pulv. Glycyrrhizæ,				
Conf. Rosæ	āā ʒss.

Put the tragacanth into the mortar, pour upon it the solution of phosphorus, rinse out the tube with a few drops more of sulphide of carbon, adding this to the tragacanth, and rub for a moment. The sulphide of carbon is almost instantly volatilized, and to prevent the phosphorus taking fire, the soap should be added as soon as the fuming becomes considerable ; when this is mixed the liquorice and conserve may be worked in to give the required bulk and firmness. The sulphide of carbon is so readily and so completely volatilized as to leave no unpleasant odour. The only improvement I should suggest upon this formula is the addition of some essential oil. The vapours of essentials oils have a remarkable property of preventing the glowing of phosphorus in the air, and would prevent the danger of its taking fire at the moment when the solvent had evaporated ; probably a little oil of cloves would also tend to preserve the phosphorus unoxidized in the pills. It will be noticed that the above pills were excessively strong ; they were, however, dispensed as written, and I heard of no ill consequences. The pills were varnished, which is always desirable in such cases, and they should be sent out in a bottle. I kept a sample of these pills in a common pill box, and they were strongly phosphorescent when cut open at the end of twelve months.

No. 26.

R Chloral Hydrat.	.	.	.	ʒi.
ft. Pil. xii.				

Chloral hydrate being exceedingly soluble in water is not readily worked up with aqueous excipients, but forms a plastic mass with the resinous excipients recommended for iodide of

potassium and other crystalloids. It is important to have the chloral finely powdered and thoroughly worked with the smallest proportion of the excipient that will suffice, say, 4 or 5 grains, with plenty of working and a little heat. When finished they may be silvered or dusted with French chalk, but not varnished, as the resinous matters make the pill sticky instead of hardening on its surface. They are best preserved in a bottle. Chloral may also be worked into a mass without any addition but camphor, of which a very small quantity suffices—about $\frac{1}{2}$ grain for 1 drachm. In this small proportion it may probably be regarded as an unobjectionable excipient; an excess would reduce the chloral to the semi-fluid or fluid state, and necessitate the addition of absorbent powders.

There are a few chemicals occasionally prescribed in pills, which are more or less subject to decomposition by contact with organic matters; the silver salts may be taken as common examples, and permanganate of potash as an extreme case of this kind. The latter body is best made up with china clay and water.

No. 27.

R Potassæ Permangan. gr. xxiv.
ft. Pil. xii.

Add china clay in powder, 36 grains; water, 18 drops. A good pilular mass is thus obtained, which keeps its physical and chemical condition satisfactorily and disintegrates promptly in water, yielding the permanganate unchanged.

The pill mass having been formed by suitable excipients, is next to be rolled and cut. Some masses, such as contain watery extract and essential oil, or soluble crystalloids, are very apt to crumble under the roller. When this is the case they may be better rolled under the hand, the yielding nature of the skin helping to keep the mass together; they will even then probably crumble in cutting, and if this be anticipated, it is better not to roll them under the cutter, but simply to divide them with pressure between the two

cutting surfaces, and round them by rolling between the fingers and thumbs. A dexterous operator will roll four at a time, taking two between the fingers and thumb of each hand, and will keep the others in a plastic condition while he is doing it by holding them in the palms of his hands with the two outer fingers.

Masses which are in good condition may be rolled into pills almost perfectly round and smooth if the machine be selected of a suitable size. Imperfectly formed pills may be finished by rolling them under a pill finisher, which is a circular piece of wood with a rim similar in shape to the lid of a turned wood box. The pills, being placed upon a slab and covered with the finisher, are to be rolled with a light pressure in what may be called a double circular direction, which we may compare to the path of the moon moving in small circles round the earth, and in large ones round the sun at the same time.

It is not generally desirable to send out pills without some description of covering; liquorice powder and magnesia used to be the materials chiefly employed for this purpose, but are objectionable on account of their stickiness; too much adheres to the pill, and is unpleasant in the mouth. Lycopodium covers the pill most perfectly, and at the same time forms no clots, but has a rather unpleasant roughness in the mouth. The large-grained starches, such as potato-flour and *tous-les-mois*, and powdered French chalk, are the materials I prefer for general use. Sometimes the nature or condition of a pill will determine the coating powder, as when a pill is softer than desirable, rolling it in powdered tragacanth removes the stickiness and gives it an exterior firmness.

The most elegant coating is silver or gold leaf, the use of which is an old custom which has been recently revived. To silver a dozen pills put a leaf of silver into a covered earthen pot; put the pills upon a piece of paper, with a drop or two of mucilage, and roll them under the fingers till

they become so sticky that they will not roll side by side upon the paper, but roll over one another, and would, if the rolling were continued, stick into a mass; when in this condition throw them into the pot upon the silver, put on the cover, and shake violently. They will then be found covered pretty perfectly with the leaf, and any loose particles may be blown away.

If these instructions be not exactly followed, the coating is likely to be imperfect; and if once imperfectly coated, it is almost impossible to make any better of it without commencing *de novo*, using a very stiff mucilage, or mucilage and powdered gum alternately, till the pills are *very* sticky, and then shaking them with a fresh leaf of silver.

Various other methods of coating pills have been introduced within a few years. I can only allude to one, which I can say from constant use answers perfectly and without any trouble or difficulty.

A tincture of sandarach is made by dissolving 1 oz. of the gum in 3 oz. of ether. A few drops of this are put into a covered pot, the pills thrown in, instantly shaken, and turned out upon a tray to dry for a minute, and are then ready for the box.

Pills coated in this way may be kept in the mouth for a minute without being tasted, but the coating yields to the action of moisture in a few minutes, and the coating with silver leaf yields even more readily; there is consequently no fear of a pill losing activity from either of these coatings, provided the solubility of the pill itself is satisfactory.

POWDERS.

The dispensing of powders is a very simple operation, and requires but little comment.

If a single powder of one ingredient is ordered, there is nothing to be done but to weigh it, fold it in paper, and write the appropriate directions.

If it contain two ingredients, for appearances' sake they

should be mixed to look uniform, a rubbing with the knife upon the paper being sufficient for that purpose.

If there are several powders of mixed composition, the ingredients should be rubbed together in a mortar; a thorough union is much more readily obtained by its use, and it is not a matter of indifference in what order the ingredients are put into the mortar. Thus, in the following :—

R	Calomel	gr. xij.
	P. Sacchari	ʒj.
	ft. Pulv.	xij.				

Do not put them in in the order in which they are written. Put the sugar in first and the calomel upon the top of it; the mixture will sooner be uniform, and less calomel will adhere to the mortar.

R	Bismuth Tris. Nitr.	.	.	.	ʒij.
	Magnes. Carb.	.	.	.	ʒj.
	P. Sacchar.	.	.	.	ʒj.
	Ol. Caryophyli	.	.	.	ʒj.
M.	Ft. pulv.	xij.			

Put the sugar in first, drop the oil upon it, and rub them together; then add the magnesia, and lastly the bismuth, mixing between each addition. As a general rule put the lightest, roughest, bulkiest, or least active constituent in first, and materials of the reverse qualities in last. Excepting where some powerful ingredient is ordered in small quantity, and it is desirable to insure its thorough division and uniform distribution by rubbing it with a portion of the less active matter first; *e.g.*, in the case of a powder similar to the last with the addition of 3 grains of opium, the opium would be rubbed with the sugar till smooth and uniform, then the oil, then magnesia, and the bismuth as before.

When the ingredients are mixed it is customary with some dispensers to guess out the quantity for each upon the papers arranged on the counter, and trust to the accuracy of the eye to detect a powder which is larger or smaller than the rest.

Though some people can acquire a great degree of accuracy and dexterity in thus dividing the doses, it is not desirable to trust to it. The habit of weighing is most commendable, not only because of its insuring accuracy in the division, but, if a patient fancies that the powders act more at one time than another, it is a great satisfaction to both dispenser and patient to know that each one was accurately weighed; and the weighing out of twelve powders of 1 scruple each, when the whole bulk weighs 4 drachms, is a good practical lesson in accuracy and a useful check upon the correctness of the first weighing—the omission of an ingredient or the doubling of a quantity is thus guarded against.

If a powder is prescribed in bulk it should be sent out in a bottle, unless there be instructions to the contrary.

Volatile powders, such as carbonate of ammonia, sometimes prescribed in effervescing draughts, &c., should be enclosed in a wide-mouthed bottle, whether they are sent out divided or in bulk.

Deliquescent powders may be dispensed in the same way, but it is desirable in this latter case to use the additional precaution of folding them in waxed papers.

QUESTIONS FOR EXAMINATION.

What is the object of making medicine into pills?

What is the characteristic difference between the mucilages of tragacanth and acacia as excipients?

In what cases should tragacanth be used, and in what quantity?

What are the mechanical elements of a good pill mass?

In what respects do sugar and glycerine compare and contrast as excipients?

What objection is there to the use of pure glycerine as an excipient?

What excipients are suitable for making oily materials into pills, either alone or in combination with watery extracts?

What consistence is the most suitable for any given extract?

What objection is there to reducing hygroscopic pills to a suitable consistence by drying?

What species of excipient is most convenient for giving a suitable consistence to crystalloids soluble in water?

RECAPITULATION.

The object of forming a drug into pills is to have it in convenient doses, easily taken, and not liable to change by keeping.

The physical qualities of a good pill mass are such as permit of its being readily formed into shape without crumbling, or subsequently falling out of shape or losing solubility.

These qualities are usually best attained by the presence of a fibrous material, a mucilaginous element, and water.

Gum acacia is suitable for giving adhesiveness when a fibrous material is present. Gum tragacanth gives retentiveness of shape where fibre is absent, and is especially suited to give firmness to hygroscopic extracts. It is best used in quantities no larger than absolutely required.

Glycerine and sugar tend to preserve the solubility of a pill; the former retains its softness also, and if not sparingly used, is objectionable on account of its hygroscopic nature.

Essential oils and analogous bodies require wax, soap, or other excipients of an emulsifactive nature, to enable their free mixture with aqueous pill masses.

Hygroscopic materials, when ordered in pills, should be protected against deliquescence by the addition of tragacanth.

Crystalloids soluble in water, and some other materials not easily worked with aqueous excipients, are more tractable in combination with oily and resinous materials.

TABLE OF PILL EXCIPIENTS.

Water, for vegetable powders containing fibrous and mucilaginous matters.

Spirit, for vegetable powders containing fibrous and resinous matters.

Mucilage of acacia or syrup, for fibrous vegetable powders not sufficiently mucilaginous.

Mucilage of tragacanth and glycerine, for powders deficient in both fibrous and mucilaginous characters.

Soap and wax, for essential oils, creosote, carbolic acid, &c.

Woody fibre (blotting paper pulped), for giving firmness to pills liable to fall.

Powdered tragacanth, for giving firmness to hygroscopic extracts.

Glycerine, for giving permanent softness and solubility to mucilaginous powders.

Powdered soap, to aid the blending of oils or resins with watery extracts.

Almond powder, to effect the same object in the presence of sulphate of iron or other matter incompatible with alkalies.

Resin, wax, and oil, for uniting crystalloids soluble in water.

Castor oil and soap, for combining vegetable astringents with oxides of iron, silver, &c.

Carbonate of magnesia, for giving firmness to balsam of copaiba, or assafoetida, galbanum, &c., in the presence of essential oils.

China clay, for chemicals liable to be changed by contact with organic matter.

LECTURE XXIII.

OINTMENTS, PLASTERS, SUPPOSITORIES, ETC.

Dispensing Ointments, Plasters, Suppositories, &c.—Ointments, Gritty Materials, Extracts, Watery Materials—Plasters, Spreading, Shapes, Adhesive Margins, Blisters, Prescriptions—Suppositories, &c., Cacao Butter, Lubricants for Mould, Tin Foil Moulds.

THE dispensing of ointments is one of the very simple operations of pharmacy ; it rarely involves the melting of the ingredients, usually only the mixing of two or more materials together, one of them at least being unctuous, and the chief aim is to insure perfect smoothness and uniformity. Dry materials should be reduced to the finest possible powder, if not dissolved before being added to the grease. Watery extracts, where such are prescribed, should be reduced with water, glycerine, or spirit, to a consistence at least as soft as the grease with which they are to unite.* Chemicals should be protected against the chance of decomposition, which might in some cases take place from contact with steel knives or marble slabs or mortars.

Ointments are best sent out in covered earthen or glass pots ; wooden boxes are only fit for firm ointments, and even in that case soon become offensive. Glass has the advantage over earthenware, that it is entirely unabsorbent, while the earthenware, unless of unusually good quality, will in course of time become rancid from the grease penetrating through the glazing. Soft ointments are best covered with waxed paper before putting the lid on the pot, to prevent the lid

* Ointments made with extracts reduced with water frequently turn mouldy with keeping. The use of spirit or glycerine for softening the extract is to be preferred.

becoming soiled in carriage ; but if the ointment is firm, the use of paper is better avoided, as it becomes disagreeable itself if left there, and answers no useful purpose.

I will illustrate with a few prescriptions selected from actual practice :—

R	Hydrarg. precip. rub.	.	.	.	ʒiij.
	Cerat. cetacei	.	.	.	ʒj.
	Ft. ung.				
R	P. boracis	.	.	.	ʒij.
	Ung. cetacei	.	.	.	ʒij.
	Ft. ung.				
R	Potassii iodidi	.	.	.	ʒij.
	Adipis	.	.	.	ʒij.
M.					

In the first of these the powder must be rubbed as fine as possible in the dry state ;* it may then be transferred to a slab to be mixed with the ointment, or the ointment may be added in the mortar. It is scarcely possible to make the powder as smooth by rubbing on a slab with the grease, but it may be made smooth by grinding with a small portion of the grease in the mortar, though in some cases this is scarcely practicable. The borax may be obtained fine by being effloresced, and the red oxide of mercury by being precipitated in the wet way ; but these are scarcely legitimate deviations from the customary practice, unless the sanction of the prescriber can be obtained. Borax may also be made into a smooth ointment by dissolving it in glycerine.

In the third example the iodide is equally difficult to rub smooth, unless with the addition of a little water, which may be considered admissible, as it is adopted in the official ointment of iodide of potassium.

R	Ung. hydrarg.				
	Extr. belladon.	.	.	.	aa ʒss.
M.	ft. ung.				
R	Extr. belladon.	.	.	.	ʒjss.
	Acid. hydrocyan. Sch.	.	.	.	ʒss.
	Adipis	.	.	.	ʒj.
M.	Ft. ung.				

* Unless kept ready for use by moist grinding and subsequent drying, as described in my lecture on grinding.

The extract of belladonna of commerce is usually soft, but if it be of anything approaching a good pilular consistence, it must be diluted with glycerine till at least as soft as lard; it will then pretty readily mix with a knife and slab. In the second ointment the softened extract and lard should be mixed first, and the acid added by drops while the ointment is being rubbed on the slab, so as not to allow the acid to be long exposed to the action of the air. The greater stability of hydrocyanic acid in the presence of glycerine should be borne in mind in cases of this kind, and is a further reason for the use of the latter in softening the extract. When once thoroughly mixed with the grease, it is much protected from evaporation. Probably an alkaline cyanide, instead of hydrocyanic acid, would be a change for the better.

R Liq. plumbi,
 Glycerin āā ʒij.
 Cerae. alb. ʒiv.
 Atropin. gr. iv.
 M. Ft. ung.

In this case, it being found quite impracticable to mix white wax into an ointment with these ingredients, it was supposed that *cerae.* had been intended for *ceratum*, which was consequently used, and a satisfactory ointment produced, though even then there was a little separation after keeping. This was entirely obviated by using an equivalent of the diacetate of lead in powder instead of the 2 drachms of liquor.

It may just be noted in passing, that the addition of mucilage, which gelatinizes with the solution of diacetate of lead, admits of its combination with ointment in any proportion.

No doubt almond powder might have been satisfactorily used in this case as in the following:—

R Zinci oxydi ʒss.
 Liq. atropiæ
 Liq. morphiæ hydrochl. āā ʒj.
 Ol. olivæ ʒij.
 M. Ft. embrocatio ter die utend.

The oil and oxide being mixed together, the watery liquids refused to unite with them.

The watery liquids being mixed with the oxide, and the oil stirred in, at first all blended, but the liquors afterwards separated again.

It thus became necessary to add some excipient capable of emulsifying the whole. Soap would, no doubt, have effected this object, but with the decomposition of the hydrochlorate of morphia, as this was not admissible, we had recourse to the following method with perfectly satisfactory results:—

Take a Jordan almond, and having scraped the brown skin off, reduce it to powder and rub it with the oxide of zinc and the liquors till quite smooth, then add the oil, rubbing with a knife upon an ointment slab, till the whole forms a smooth and uniform ointment.

Almond powder (free from the skin) would no doubt be equally efficacious in mixing other aqueous fluids with oil or ointments.

PLASTERS.

The spreading of plasters is an art of which little can be learned by verbal instruction. Practical demonstration on the part of the teacher, and practical experience on the part of the learner, are the only means by which the art of spreading plasters with facility can be acquired.

I will first draw your attention to a few points, and then proceed to give practical demonstration.

Plasters are spread upon paper, textile fabrics, or leather; in dispensing, the latter is almost exclusively used. The mode of spreading surgeons' strapping, ordinary adhesive plaster on calico, is not of sufficient importance to the retail pharmacist to warrant our spending time over it; we will therefore confine our attention to the spreading on leather. The leather used is known in commerce as sheep skin, split skin, lamb skin, and kid skin; the first being employed on all ordinary occasions, the others being used where thin and soft

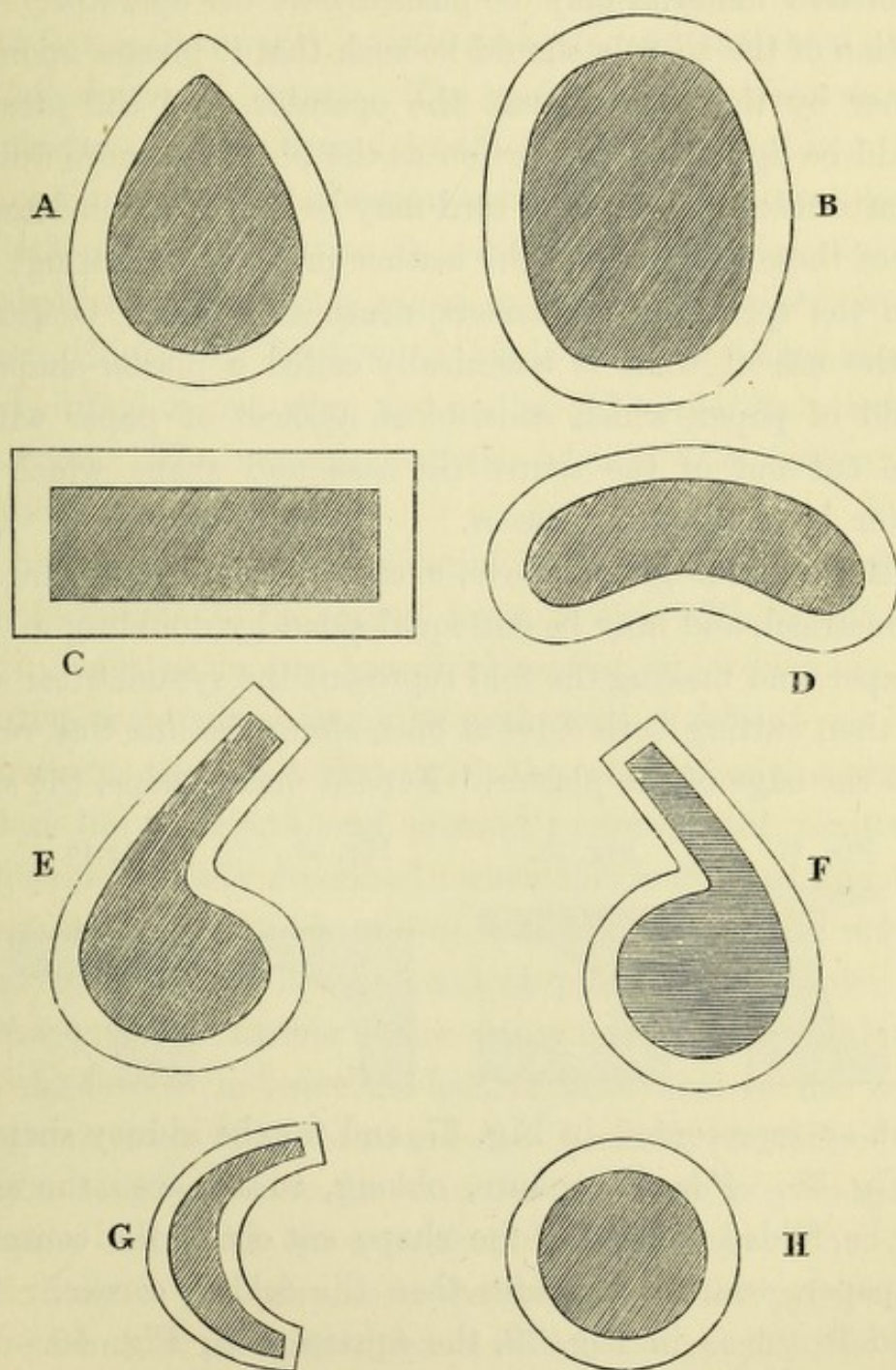
plasters are specially required. In selecting a piece of leather it should be taken from a part of the skin which will enable it to be cut of pretty uniform thickness and *flat*. The edges of the skin are generally stretched, and though they may be used with a little extra care and skill, they are apt to draw back more or less to the shape they originally possessed upon the living animal. Split skin is frequently used where a plaster is required as a protection to a bed sore, and for this purpose the plaster is usually spread close to the edge of the leather, as a loose margin is liable to become folded under the patient, much to his annoyance ; this necessitates the spreading of the plaster as thin as possible to avoid its melting with the heat of the body, and running out beyond the leather and soiling the clothes.

The leather having been selected and cut, is to be laid upon a quire of brown paper, which forms a bed of a convenient degree of softness, and which does not abstract the heat of the plaster too rapidly. The leather should then be smoothed with a gently heated spatula, the requisite degree of heat being judged by its just sufficing to throw off a drop of water in the spheroidal state, or by the sensation of warmth it produces when held near the face. The inexperienced operator will judge best by the effect the spatula has upon a fragment of leather ; if the heat discolours it or causes it to curl up, it is too hot ; if it does not smooth the leather, the heat is insufficient. In using an ordinary plaster iron, the size should be proportionate to the size of the plaster ; a large iron is clumsy for spreading a small plaster, especially if it is to be done without a paper shape to cover the margin ; and a small iron will not retain heat enough to spread a large plaster. Spatulas are also made of brass, hollow, and supplied with gas by which the heat can be maintained any length of time. By this arrangement a moderate-sized instrument may be used for a plaster of any dimensions, or for any number of plasters in succession without becoming cold. To set against this, there is the inconvenience of having an india-rubber tube

for the supply of gas always attached to the handle. Taken altogether, I find the simple iron generally preferred.

The shapes of plasters are determined by the part of the body to which they have to be applied, the following (Fig. 36), being the usual :—

Fig. 36.



A, for the chest, heart-shape. B, for the shoulders, oval. C, for the small of the back, oblong. D, side, kidney-shape. H, knee, round. Ears, retort shape or crescent. F, right. E, left. G, either.

The plaster is melted by rubbing it against the hot spatula held upright with the tip resting upon a piece of paper; when sufficient is melted, it is pushed off the paper upon the leather which is to receive it, and the spreading effected without loss of time by pushing the melted plaster over the leather, the latter being turned about in such a way that the melted material may be pushed *from* the operator. The position of the spatula should be such that it presses upon the leather by the edge nearest the operator, and the pressure should be lighter in proportion as the plaster is more fluid.

Patterns of stiff paper or card may be kept to aid in drawing any of these shapes upon the leather previous to cutting.

In the spreading of plasters, neatness is much facilitated by the use of what is technically called a plaster-shape, or mould of paper, which consists of a sheet of paper with a piece cut out of the centre the size and shape which the plaster is required to possess.

All the forms given above, except those for the ears, are symmetrical, and may be cut equal-sided by doubling a sheet of paper, and making the fold represent the symmetrical axis, and then cutting both sides at once along the line that represents the edge of the plaster. For the heart shape, the sheet

Fig. 37.



Fig. 38.

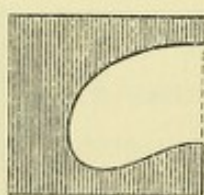


Fig. 39.



Fig. 40.



is cut as represented in Fig. 37, and for the kidney shape as in Fig. 38. For the square, oblong, round, &c., the sheet may be folded twice, and the shape cut out of the centre of the paper, which constitutes then the folded corner. The round is cut as in Fig. 39, the square as in Fig. 40.

For spreading a plaster of a particular size and shape, the leather should be roughly cut somewhat larger than its ultimate size, to allow for the contraction which always takes

place during the smoothing of the leather, and to allow also for trimming the edges when the plaster is finished.

Having cut and smoothed the leather, lay upon it the piece of paper cut from out of the marginal shape in exactly the place which is to be covered with the adhesive material, then, having dipped the marginal part in water, lay it carefully round the centre piece without disturbing the position of the latter, then apply a little pressure, and the moist paper will adhere to the leather. The centre piece being removed, the plaster is to be spread in the manner before described, and, as the operator's attention is not needed to keep it to the required shape, the process is easily and quickly performed, his whole attention being given to making it smooth and of uniform thickness. As soon as this is done, the paper margin is to be lifted at one edge and pulled off while the plaster is still warm. The trimming of the edge of the leather then completes the operation.

When a plaster, the material of which is deficient in adhesiveness, is to be spread upon leather with an adhesive margin, such as in the prescription (Fig. 41) following, the operation may conveniently be performed as follows:—

First cut the paper shape with the centre piece the size the hemlock has to extend, and proceed to spread the plaster in the manner already described; when this is finished and firm enough for convenient handling, the adhesive margin may be added by covering up the hemlock plaster with paper, and attaching to the leather a new paper margin as much larger than the first as to leave the leather uncovered to the width of half an inch or more round the hemlock plaster; it will then be ready to receive the resin plaster, which may be spread upon the marginal space with little difficulty. The only point likely to give trouble is the sticking of the paper cover to the hemlock plaster, which it will be very apt to do if it be covered with a simple dry paper and the hot iron or melted resin plaster should run a little over its surface. This trouble will be avoided if the paper cover have a temporary

adhesiveness imparted to it by smearing it with fine soft soap, or the glycerine and tragacanth mucilage used for making pills. In this case, when the margin is finished and the central covering paper removed, the face of the plaster will require cleansing with a wet cloth or sponge.

Sometimes plasters requiring an adhesive margin are simply spread upon a piece of adhesive plaster on calico. This is the usual custom with blisters, the paper shape being used as before, but the plaster, instead of being melted and spread with the spatula, is spread with the thumb, no more heat being employed than it gets from the hand. In cold weather cantharides plaster becomes crumbly, but its plasticity may be restored by working it in the hand for a minute before using the thumb as a spatula, or by beating it with a gently warmed iron. It may of course be spread with the iron in the usual way, if the iron be so gently heated as to impart softness but not fluidity to the material, a sufficiency of the cantharides plaster being reduced to a soft plastic condition by beating it with the warm iron on a piece of paper before commencing to spread. When the spreading is finished, the surface may be smoothed with a warm knife or plaster iron, and a little dry cantharides powder rubbed in before removing the paper margin.

When compound plasters are prescribed the ingredients may be melted together in a small dish or gallipot, in the same manner as in making the official compounds, or they may be simply melted by the aid of the plaster spatula upon a piece of paper or tin plate.

The following are a few examples of prescriptions for plasters :—

Plaster No. 1.

R	Empl. bellad.	℥iv.
	Picis.	℥iv.
	P. camphoræ	℥j.

Misce fiat emplastr super alutam cum margine adhesivum magnetu
iv polices □

(One-fourth the quantity sufficed.)

No. 2.

R	Extr. belladon.	gr. xij.
	Mellis	ʒss.
	Empl. belladon.	ʒiiss.
M.	Extende super alutam.					

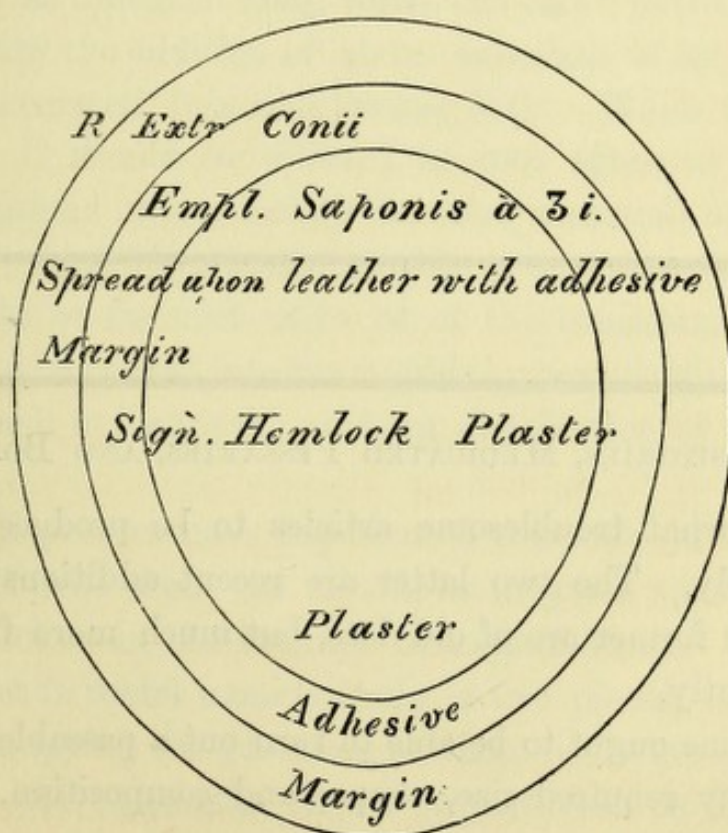
No. 1. The belladonna and pitch plasters being melted upon a tin plate, the camphor was stirred in with as little heat as possible.

One-fourth of the quantity of material was sufficient. It may be stated, as a general rule, that one drachm of material is sufficient for ten square inches of surface.

No. 2. The extract and honey were mixed upon a tin plate by means of the spatula, and then the plaster added and all mixed together. This union of watery and resinous constituents is not desirable, as it destroys the adhesiveness.

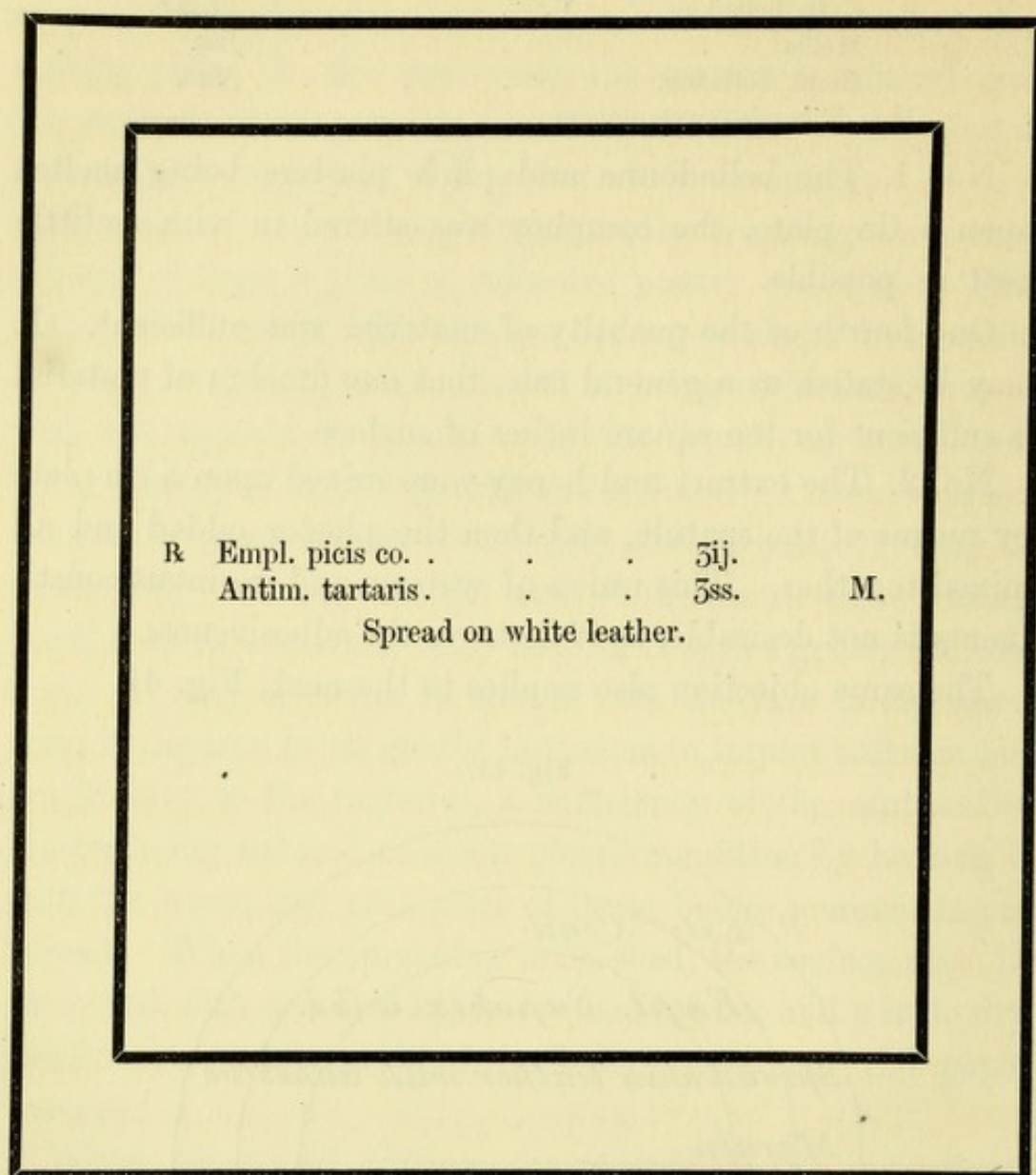
The same objection also applies to the next, Fig. 41.

Fig. 41.



In Fig. 42 (p. 322), the point requiring attention is to have the tartar emetic in the finest possible state of division, and thoroughly mixed with the pitch plaster before it is spread.

Fig. 42.



SUPPOSITORIES, MEDICATED PESSARIES, AND BOUGIES

Are somewhat troublesome articles to be produced extemporaneously. The two latter are recent additions to pharmacy; the former are of old date, but much more frequently used recently.

Every one ought to be able to turn out a passable suppository of any required size, shape, and composition, at short notice.

The active matters were formerly combined with gum, &c., in the same manner as pills are made; but as they often contained matters which were adhesive, and not absorbed by the

bowel, they sometimes left a residue which was objectionable, as not being readily removed. Cacao butter has now almost entirely superseded these mucilaginous excipients, though it is desirable to substitute a compound of gelatine and glycerine in some cases.

For this purpose 1 oz. of gelatine with 1 oz. of water and 3 fl. oz. of glycerine will afford a material of about suitable consistence. It is, of course, not a desirable basis for tannin suppositories. The mould may be lubricated with oil, and the melted materials should be poured in when only sufficiently warm to retain their fluidity. With this note in passing I must now go on to cacao butter, which may always be assumed to be the basis intended unless otherwise specified.

Powdered materials, such as opium, oxide of zinc, or tannin, should be rubbed smooth with a small quantity of oil of lard upon an ointment slab, while the cacao butter is being melted, with the addition of about one-sixth of its weight of wax or spermaceti, in a small water bath. When the grease is melted it should be allowed to cool again so far as to become slightly opaque before the other materials are added; they may then be stirred in with a teaspoon, and when mixed, and so far cool as to be of the consistence of thin cream, may be poured into the moulds by teaspoonfuls, stirring between each to insure the uniform distribution of the active matters.

Many dispensers have experienced difficulty in detaching the suppositories from the mould, as they are apt to adhere and are broken in the attempt to extract them. They are usually cast in metal moulds made in two pieces, the conical hollows occupying the junction, so that, when the pieces are separated, the extraction of the suppositories is facilitated, and may usually be effected without much difficulty if the following conditions be complied with, *i.e.*:—The mould should be well shaped and well polished; it should be very cold when the melted grease is poured in, and allowed to become

quite cold again before it is separated; and the material should not be too warm when poured in, and it should have a sufficiently firm consistence when cold. As some of these conditions depend upon the season of the year, &c., the dispenser cannot always command the means of certain success without some little variation in the mode of working. Many suggestions have been made to obviate this difficulty; the simplest and most obvious is to rub the mould over with soap and water, or glycerine (not oil), or water. To prevent a watery extract adhering you would naturally use oil; but to prevent a greasy material adhering, watery lubricants are best. Water itself would answer perfectly if it could be made to cover the surface of the mould without running off in drops; and this may in some measure be accomplished, if the mould be clean and cold, by breathing upon it, blowing through an india-rubber tube into each hollow just before pouring in the grease; but success is more certain with the use of a small portion of soap and water. Another method I have used is to make moulds of tinfoil, into which the suppositories may be cast, and as soon as solid they may be immersed in a stream of cold water till hard; the foil may then be unrolled without difficulty or any risk of the suppository being broken. This mode of working is the best when the size or shape ordered by the physician does not correspond with the moulds in use.

I have made forms for these tinfoil moulds by casting lead into an ordinary suppository mould, or by softening the end of a stick of sealing-wax, and forcing it into a conical minim measure, by which means the requisite conical form is obtained. The foil should be cut of a convenient size and shape for rolling round this form as smoothly as possible. The moulds thus obtained should be set upright in any convenient stand—if a regular suppository mould is at hand nothing answers better; but in its absence a row of ounce phials will do quite well, putting one of the tinfoil cones into the mouth of each.

Pessaries and bougies, differing from suppositories only in size and form, may be made upon precisely similar principles.

Suppositories are usually made to weigh about 15 grains each, and of a rounded conical form, the outline being represented by two convex curves. Pessaries are of the same shape, but generally weigh 2 drachms each. Bougies are cylindrical, about $2\frac{1}{2}$ inches long, 0.2 inch in diameter, and weigh about half a drachm.

LECTURE XXIV.

QUALITATIVE TESTS OF THE PHARMACOPŒIA.

THE system of testing adopted in the Pharmacopœia has three distinct objects in view—the first, to ascertain that the material under examination is really that which it is expected to be; the second, to prove the absence or the presence of impurities which the substance in question is liable to contain: and the third, to determine that the correct quantity of the most important constituent is present. The instructions generally are such that these objects are satisfactorily accomplished even by an operator who imperfectly understands what he is doing, provided he yields implicit obedience to the instructions given. But however carefully they may be drawn up and followed, no one could expect that his testing would be considered satisfactory either by his customer, his merchant, or the Board of Examiners, unless he could explain the reason for each operation, and the meaning of each indication. Fortunately the subject is full of interesting lessons in experimental chemistry; I can scarcely imagine any subject more interesting, both practically and theoretically, to the pharmaceutical student than a systematic testing of the various articles in daily use, according to the instructions of the Pharmacopœia, with the aid of a chemical handbook to explain the theory of the reactions in those cases where they are not at first sight self-evident. I will now proceed to lay before you such illustrations as will exhibit the diversity of the methods used for proving the freedom from impurity of pharmaceutical products.

I shall not attempt to go through all the materials to be tested, nor all the test solutions, nor yet all the tests which are used in those cases which I select for illustration, but simply to pick and choose among the mass such as best serve my purpose, which is to sketch out the manner in which you should study the paragraphs on "Characters and Tests," appended to the chemicals in the Pharmacopœia, to illustrate the actual reaction in a few cases, and to throw a little light upon the unexplained object sought in a few others.*

Acetum.

The first chemical in the Pharmacopœia is vinegar, and it gives us a fair illustration of the diversity of methods of examination, and the many little points which should claim our attention in critically examining the common articles of pharmacy. After noticing its brown colour and characteristic odour, with which the pharmacist is expected to be familiar, we are informed that its specific gravity is 1.017 to 1.019. These densities do not indicate any precise strengths, because they are not purely the result of the acid it contains. It is sure to contain some fixed matter in solution which will add to its density, and is very likely to contain some spirit which will detract from it. The examination of its specific gravity is therefore a test to which it is not frequently subjected; its strength being much more accurately determined by its power of neutralizing a given quantity of caustic soda, which is the test next brought under our notice. A fluid ounce of vinegar should require 402 grain-measures of the volumetric solution of soda for its neutralization, in which case it will contain 4.6 per cent. of anhydrous acetic acid.

In testing vinegar with chloride of barium, a precipitate is usually formed from the presence of sulphuric acid; but as a small percentage of sulphuric acid is not objectionable, pro-

* My readers, while they have one eye upon these pages, should have the other on the Pharmacopœia, otherwise they will be taking an antidote without the poison, a thing not often desirable.

vision is made that a fluid ounce of vinegar, after having been mixed with 10 minims of solution of chloride of barium of the British Pharmacopœia (1 in 10), and filtered from any sulphate of baryta which may have precipitated, shall not give a further precipitate with more of the chloride, proving that all the SO_3 in the ounce of vinegar had been precipitated by 1 grain of chloride; consequently that there was not more than 0.4 grain sulphuric anhydride in the ounce.

The absence of coloration, by the action of sulphuretted hydrogen, indicates its freedom from a considerable group of metals, copper and lead being the most likely metals of this group to be present. Iron, which is an equally probable impurity, is not indicated by sulphuretted hydrogen unless the acid be neutralized.

You will perceive that to go through the tests of the Pharmacopœia in this way would be much too lengthy a task for an evening's lecture; but it is what every pharmaceutical student should do in the regular course of his study. The limited number of reactions upon which it is practicable for me to make any comment necessitates my confining my selection to a few only of those which either illustrate a widely applicable test, or are not sufficiently clear to insure their full comprehension by a student of ordinary intelligence.

Acetic Acid is directed to be quite free from sulphuric acid, as proved by its giving *no* precipitate with BaCl . And the absence of hydrochloric acid is also to be ascertained by its producing no precipitate with AgNO_3 .

Though sulphuric acid and chlorine are not the only chemicals which are respectively precipitated by BaCl and AgNO_3 , they are almost exclusively the substances sought for by these reagents in the testing enjoined in the Pharmacopœia.

It is, of course, useless to attempt any testing without first making sure that the impurities which are to be sought for in the material under examination are not introduced by the use of impure reagents, impure water, or imperfectly cleaned utensils. All ordinary water except distilled water,

and sometimes even distilled water itself, will give precipitates with BaCl or AgNO_6 .

Acetic acid is also to be tested by mixing with pure hydrochloric acid and granulated zinc, and examining the evolved hydrogen for HS , which it would contain if the acetic acid contained sulphurous acid.

Glacial acetic acid is required to solidify at 34° Fahr., and not to melt again under 48° Fahr. The commercial acids frequently have higher freezing and melting points, indicating consequently greater strength.

Acidum Arseniosum.

Arsenious acid, if pure, is entirely volatile. Complete volatilization is used as a test in various other cases, such as the mercurial salts, ammoniacal salts, except phosphate (and some others which are not medicinal), also for iodine, benzoic acid, &c. But as entire volatilization does not prove the absence of other volatile substances, the test is supplemented with others. In the case of arsenious acid, with a volumetrical examination with iodine; in the case of benzoic acid, with the examination of its melting (248° Fahr.) and boiling points (462° Fahr.).

Acidum Citricum.

Citric acid is examined for tartaric acid, its most probable impurity, by the addition of a solution of acetate of potash, which yields a precipitate of cream of tartar if tartaric acid be present.

This method of detecting a suspected or probable impurity by the addition of a substance with which it forms a precipitate, if present, is one of the most generally applicable modes of testing. It must not be overlooked that citric acid produces a precipitate of cream of tartar if added to a solution of Rochelle salt or soluble tartrate of potash, as will sometimes occur in dispensing.

Acidum Gallicum.

This is examined for tannic acid, which, on the addition of a solution of gelatine, produces a leathery precipitate with the latter acid, but none with the former.

Acidum Hydrochloricum.

It is essential to dilute it with water before using BaCl as a test for SO₃, the chloride of barium being precipitated by the pure acid in a concentrated state. Sulphuretted hydrogen is used as a test for various metals with which it is apt to be contaminated, more especially iron and arsenic, the former of which will give a black precipitate if the acid be neutralized with ammonia after the use of HS. Arsenic yields a yellow precipitate in a dilute acid solution, but not in an alkaline. Boiling a piece of bright copper with the dilute acid is a further test for arsenic, which, if present, is deposited as a steel-grey film upon the copper. Sulphurous acid is tested for in the same way as was pointed out in connection with acetic acid. It is an impurity which by other modes of testing is easily overlooked.

Acidum Hydrocyanicum Dilutum

Is tested with nitrate of silver for HCl, the cyanide of silver which is thrown down being entirely soluble in nitric acid; any residue which may be left indicates the presence of HCl.

Acidum Nitricum

Is tested for sulphuric and hydrochloric acids by the use of BaCl and AgNO₃, and requires to be freely diluted to prevent the precipitation of nitrate of baryta, which is but sparingly soluble in strong nitric acid.

Acidum Phosphoricum Dilutum

Is tested for nitric acid, which might be present from careless making, by the addition of sulphate of iron, which forms a dark colour in the presence of a trace of nitric acid.

Acidum Sulphurosum

Is tested for sulphuric acid, which it always acquires by slow oxidation if long kept. Chloride of barium gives no precipitate unless sulphuric acid be present ; but if chlorine be added also, the sulphurous is converted into *sulphuric* acid, and the precipitate is immediate and abundant.

We may test sulphurous acid with permanganate of potash to indicate its strength, thus—1 fl. oz. should entirely decolorize 33 grains of permanganate, but should be pink on the addition of 1 grain more.

This system of indicating strength or purity within definite limits is in some cases more suitable for pharmaceutical use, than a more strictly accurate testing which is essential for analytical or scientific purposes.

I have found commercial sulphurous acid contain sulphate of lime as a crystalline deposit, the acid having no doubt been prepared by some other process than that of the British Pharmacopœia.

Amylum.

In relation to starch, I need only point out that the testing with cold water and iodine, which is intended to indicate granules injured by heat or otherwise, may give the blue colour by over-powerful friction, even if the starch be perfect in the first instance, as I pointed out in my lecture on Grinding.

Bismuthi Carbonas.

The presence of subnitrate is tested for with the sulphate of indigo, which is bleached by nitric acid, but not affected by pure carbonate of bismuth and pure sulphuric acid.

Calcii Chloridum.

Chloride of calcium prepared by the Pharmacopœia process may contain either chlorinated lime or perchloride of iron. The former is detected by addition of HCl producing the odour of Cl ; the latter by a brown precipitate being deposited on the addition of lime water.

Calcis Phosphas.

The testing of phosphate of lime in solution in nitric acid with acetate of soda, is intended to detect the presence of phosphate of iron, which is equally soluble in the nitric acid; but when the nitric acid is converted into nitrate of soda, and acetic acid left free, the phosphate of lime remains dissolved in the acetic acid, while the phosphate of iron is precipitated.

Ferri et Quinæ Citras.

The white precipitate which takes place in a solution of this salt when ammonia is added is quinine, the oxide of iron remaining in solution; but when caustic soda is added, a brown precipitate takes place, because peroxide of iron is precipitated along with the quinine. The testing of this salt is chiefly intended to ascertain the proportion of quinine present. Double citrates of iron and quinine having been in current use before an official strength had been established, and it was to be expected that pharmacists would continue for some time to meet with various strengths under the official name, it was important that a ready means of estimating the quinine should be indicated. The official mode of testing aimed at readiness rather than great accuracy, as under the circumstances it was more important to suggest a test which, from its easy application, should frequently be put in operation, than to enjoin an examination of great accuracy and refinement which would be too formidable for adoption by the dispenser. The official instruction to dissolve 50 grains in 1 oz. of water and precipitate with a slight excess of ammonia yields slightly impure quinine, which, collected on a filter and dried, weighs 8 grains. No washing is inculcated, as that would involve some loss, and from the absence of washing there is a little of the iron present in the precipitate; this is indicated by the small portion insoluble in ether, and the minute residue left on incineration.

Ferri Peroxidum Hydratum.

The absence of a blue precipitate with red prussiate of potash indicates the absence of protoxide of iron as an impurity in the peroxide. The hydrated oxide should dissolve freely in acid; the anhydrous oxide is much less freely soluble, especially if a strong heat has been used in its preparation.

Ferri Sulphas.

Sulphate of iron, if entirely free from peroxide, gives a very pale blue precipitate with yellow prussiate of potash; the object of the test being to indicate by the paleness of the colour the comparative freedom from oxidation.

Liquor Bismuthi et Ammoniae Citratis.

Solution of potassa and hydrochloric acid both produce white precipitates in solution of citrate of bismuth and ammonia; the former being a hydrated oxide of bismuth, the latter is citrate of bismuth, which, though soluble in citrate of ammonia, is not soluble in solution of chloride of ammonium or free citric acid.

Potassæ Citras.

The absence of an immediate precipitate when chloride of calcium is added to citrate of potash, indicates the absence of tartaric acid; but when the solution is boiled precipitation takes place, because the citrate of lime is less soluble in hot water than in cold. The citrate of lime once deposited, is only slowly taken up again as the liquor cools; probably combination with water taking place at the same time.

Potassii Bromidum

Is tested with mucilage of starch and chlorine to prove the absence of iodine, which, though much the more costly element of the two, is sometimes present as an accidental impurity.

Potassii Iodidum

Is tested with mucilage of starch and tartaric acid, which will give a blue precipitate if iodate exist in the iodide, but not otherwise.

Sodæ Bicarbonas.

Bicarbonate of soda is tested with perchloride of platinum to prove the absence of potash and ammonia, impurities which it is not liable to contain under ordinary circumstances. With perchloride of mercury, a white precipitate indicates that the soda is saturated with carbonic acid, while a brown precipitate indicates that the proportion of carbonic acid to soda is less than two equivalents to one.

Zinci Sulphas.

Sulphate of zinc yields a white precipitate with ammonia, soluble in excess of the reagent; and this reaction takes place equally well without the solution being first boiled with nitric acid, as directed in the Pharmacopœia, the object of this injunction being to insure the peroxidation of any iron present. The protoxide is not so perfectly precipitated by ammonia, and a small quantity might be overlooked, which would not escape detection if first peroxidized.

LECTURE XXV.

THE QUANTITATIVE TESTING OF THE PHARMACOPŒIA.

QUALITATIVE testing is designed to determine the presence of everything that ought to exist in the material under examination, and the absence of everything else.

Quantitative testing is designed to determine the quantity of a constituent known to be present in the substance under examination.

Quantitative examinations are either gravimetric, in which the quantity is estimated by weighing, or volumetric, in which the quantity is estimated by measuring the volume of a reagent required to produce a given change, the weight being afterwards ascertained by calculation.

In gravimetric analysis the constituent to be estimated is either separated and weighed in the separate state, or is brought into some new state of combination, the new compound being easily separated from the other constituents of the original material, and the quantity of the element sought is calculated from the proportion in which it is known to exist in the new compound formed.

We will consider one or two gravimetric examinations before going on to volumetric analysis.

Ferri et Ammoniae Citras.

The testing of this salt is one of the simplest possible cases of quantitative examination.

When exposed to a full red heat, till it ceases to change in weight, the residue should weigh 27 per cent. of the original

salt, the loss being water, ammonia, and citric acid, and the residue peroxide of iron. The only source of error in the operation being the chance of small portions being carried off in scintillations, or part of the oxide being reduced to the state of protoxide, by the action of the organic matter present; but, if the heat be continued, any protoxide at first formed again absorbs oxygen, and becomes peroxide. It is necessary to supplement this test by ascertaining that the oxide of iron has not an alkaline reaction, which it would have if citrate of potash or soda were present in the original salt—organic salts of the fixed alkalies being converted into carbonate by incineration.

Acidum Phosphoricum Dilutum.

To estimate the strength of this solution, 6 fluid drachms (the British Pharmacopœia says 355 grains, which is the weight of 6 fluid drachms) is poured upon 180 grains of oxide of lead in powder, the whole evaporated to dryness, and calcined. The oxide of lead fixes the phosphoric acid, but allows the water to evaporate, so that the weight of the two, after calcination, is the weight of the oxide of lead (180) plus the weight of anhydrous phosphoric acid present in the 6 fluid drachms of dilute liquor. For this test to be available it is necessary to insure the absence of sulphuric acid, which is done by the qualitative examination which precedes. It is also necessary that the oxide of lead be in excess of the phosphoric acid. If there be more acid than the lead is capable of uniting with some would be lost, as the free acid is in some degree volatile at high temperatures. The oxide of lead must be thoroughly dry before the first weighing, or the moisture which it contains will be driven off in the process of testing, and the ultimate weighing will indicate less than the true quantity of phosphoric acid.

Ferrum Redactum.

In the examination of reduced iron, the problem is to determine how much of the oxide of iron has escaped reduc-

tion. This is accomplished by acting upon it with an excess of iodine dissolved in water with the aid of iodide of potassium. The iron, which has been reduced to the metallic state, forms a soluble iodide, but the oxide remains insoluble, and, after being washed, dried, and ignited, should not weigh more than half as much as the original sample of reduced iron. It is quite practicable to obtain reduced iron with much less contaminating oxide than here allowed, but it must be remembered that one object of having iron in this fine state of division is to insure its ready oxidation, and, if it be reduced at a low temperature, it is impossible to keep it from absorbing oxygen, which may even be so rapid as to cause its ignition.

Reduced iron might also be tested by acting upon it with a given weight of pure iodine so adjusted that there would remain a portion of iodine not combined with iron if the sample under examination contained the required proportion of metallic iron. This method of testing would have the advantage of giving the required information without the necessity of washing, drying, and igniting the insoluble residue.

Liquor Antimonii Chloridi.

Sulphide of antimony, treated with *strong* hydrochloric acid, evolves sulphuretted hydrogen, and becomes chloride of antimony; but in a feeble acid liquor, chloride of antimony, treated with sulphuretted hydrogen, precipitates sulphide of antimony, and hydrochloric acid is formed, the affinities of these elements being nearly balanced. To enable this precipitation to go on satisfactorily, the solution requires to be diluted, but the liquor of chloride of antimony is decomposed by dilution into an acid salt which remains in solution, and a basic salt which is precipitated; tartaric acid is added to the water with which the liquor is diluted, the tartrate of antimony formed being a salt which is not decomposed by water, but which is still readily precipitated by sulphuretted hydrogen.

In all cases of precipitation, it is most important to

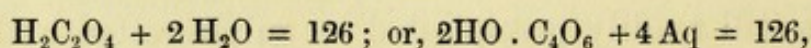
take care that there has been sufficient of the reagent used to precipitate the whole of the element intended to be thrown down, and equally necessary to wash the precipitate thoroughly, that its weight may not be added to by the presence of soluble salts which ought to have been washed out. With some precipitates the washing required is very considerable, and should be continued in any case till the water comes through so nearly pure as to give no precipitate with some delicate test for the bye-product.

Potassæ Permanganas.

Five grains of the permanganate of potash dissolved in water require for complete decoloration a solution of 44 grains of granulated sulphate of iron, acidulated with 2 fluid drachms of diluted sulphuric acid. Here we have a test which naturally brings us to the method of volumetric estimation, for we do not separate any element and weigh it, but simply estimate the quantity of one of the elements present by the quantity of a reagent which it is necessary to add to produce a certain visible change. The change in this case being the conversion of the highly-coloured permanganate into colourless sulphate of potash and sulphate of manganese, the oxygen of the permanganic acid converting the sulphate of iron from a proto- to a per-salt. Of course the purity of the granular sulphate of iron must be assured, but that is so easily prepared that there is no difficulty on that account, provided that it has not become oxidized or effloresced by keeping. A great variety of changes of this definite and visible character have been recently made available for determining the percentage value of pharmaceutical and commercial chemicals.

We will now turn to the apparatus and methods which have been adopted to facilitate the attainment of accurate results by volumetric analysis.

Pure oxalic acid consists of—



and forms salts neutral to litmus when the 2H is replaced by

2 Na, or any other powerful base ; but as it is more convenient to work with single equivalents of the alkalies, we adopt 63—the half equivalent—as our working number. A little confusion arises from the use of the term equivalent where molecular number would probably be less objectionable ; 63 is really the equal value of oxalic acid when compared to HCl 36.5. This weight in grains or decigrams is to be dissolved in 100 measures of water, the measures being 10 grains or 1 gram each, according as English or French weights and measures are adopted. As the French weights and measures are very largely used now in analytical operations, I will employ them only for the present.

It will be readily seen, that if we take an equivalent in decigrams of an alkali, exactly the 100 measures of the acid solution would be required to neutralize it ; and if the alkali contained any impurity, such as water, carbonic acid, or a neutral salt, so much less of the acid solution would be required, and the quantity of the acid left after neutrality had been attained would indicate the percentage of impurity in the alkali. If one-half of the sample were impurities, there would be one-half of the acid left. If the sample contained only 5 per cent. of impurity, 5 measures of the acid solution would be left, and so on.

For convenience, it is usual to prepare much more of the solution than is used for one operation, the solutions thus kept in readiness being commonly called normal solutions, or volumetric solutions. Sixty-three grams of oxalic acid, dissolved in as much water as makes up the measure to 1 litre or 1,000 cubic centimetres, constitutes the volumetric solution of oxalic acid of the British Pharmacopœia.

To facilitate the making of volumetric solutions, a graduated bottle is used for dissolving the reagent or mixing solutions which are too strong with the requisite quantity of water. For the oxalic acid solution nothing more is necessary than to put the 63 grams of crystals into the bottle with sufficient water to dissolve them, and, when solution is complete, to add

water till the whole measures accurately 100 cubic centimetres or one litre. The cut (Fig. 43) represents the usual form of graduated bottle for this purpose. You will find other volumetric utensils and apparatus described and figured in Griffin's "Chemical Handicraft."

The next cut (Fig. 44) represents the burette and stand. The graduated tube may be compared to an elongated glass syringe with a piece of soft india-rubber tube drawn over the

Fig. 43.


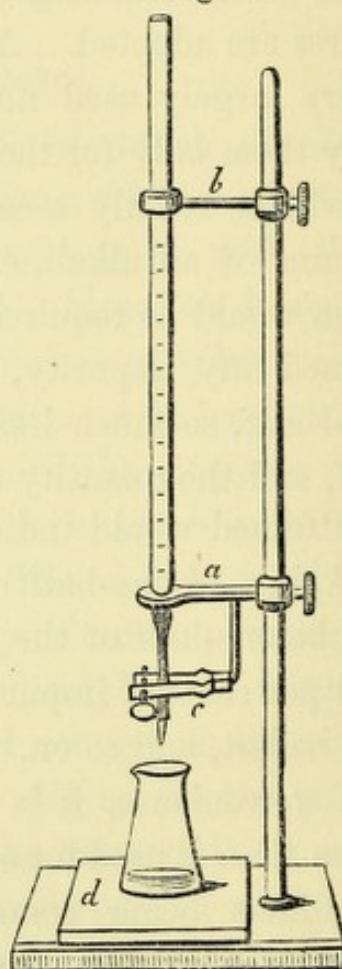


Fig. 44.



point, and an additional glass point attached to the lower end of the rubber tube; between these two glass points is placed a spring clip or pinchcock *c*, which prevents the flow of the liquid from the burette except when the spring is eased by the finger and thumb of the operator. The arms *a*, *b*, move upon the upright rod of the stand to facilitate the adjustment of the burette to any convenient height, according as a beaker or evaporating dish may be found more suitable for the solution in hand; a white dish showing a change of

colour most distinctly, but a glass vessel being better adapted for observing the formation of white precipitates.

The white slab *d* is convenient for testing the oxidation of iron solutions as described in the Pharmacopœia under saccharated carbonate of iron, &c., a number of little spots of red prussiate of potash solution being placed upon the slab before commencing the operation; when the bichromate solution is run from the burette into the beaker, and a drop of the iron solution taken out from time to time with the stirring rod and let fall upon one of the drops of red prussiate, the action being complete when Prussian blue is no longer produced.

The burette should, in the first instance, be filled above the top graduation, and the excess allowed to run out by loosing the pinchcock, as it is much easier thus to get the level of the liquid exactly at the graduation; and, what is of more importance, it also insures the whole apparatus being filled down to the delivery point, and avoids the error which would necessarily arise if this were not the case.

The following table shows at one view the volumetric solutions of the Pharmacopœia, expressed in English weights and measures; but we have only to read cubic centimetres instead of grain-measures, and grams instead of grains, to convert it into the metric system:—

Volumetric Solutions.

	1,000 grain-measures contain grains.	Fraction of equivalent in grains.
Bichromate of potash, KO, 2 CrO ₃ = 147·5	14·75	$\frac{1}{10}$
Hyposulphite of soda, NaO, S ₂ O ₂ + 5 HO = 124	24·8	$\frac{1}{2}$
Iodine, I = 127	12·7	$\frac{1}{10}$
Nitrate of silver, AgO NO ₃ = 170	17·0	$\frac{1}{10}$
Oxalic acid, 2 HO, C ₄ O ₆ + 4 HO = 126	63·0	$\frac{1}{2}$
Caustic soda, NaO . HO . = 40	40·0	1

In the case of caustic soda an exact equivalent is taken ; but as this material is not conveniently prepared and kept in a state of sufficient purity to be weighed out in this way, it is prepared from a solution which is known to be stronger than enough, estimating its strength by volumetric examination with the oxalic acid solution, and subsequently adding water to obtain the exact composition required. The Pharmacopœia gives a somewhat complicated calculation to show the dilution required in a given case. For illustration, 930 grain-measures are supposed to neutralize 63 grains of pure oxalic acid, and the calculation is to show how much water is to be added to 9,000 measures of this strength to reduce it so that 1,000 grain-measures shall be neutralized by 63 grains of oxalic acid, the formula being $9,000 \times 1,000 \div 930 = 9,677$. The 9,000 measures of solution of soda being put into a graduated measure, are to be filled up with water to 9,677. The simpler mode being thus :—The measure of 930 grains is found to contain as much soda as ought to be in 1,000 grain-measures ; therefore take 930 measures and fill up with water to 1,000, and the desired result is obtained.

When we have to examine a definite chemical compound by volumetric analysis, and the reaction is of such a simple nature as the neutralizing of an acid or an alkali, it is most convenient to operate upon the number of grains or decigrams which would, if the chemical under examination were pure, require 1,000 grain-measures or 100 cubic centimetres of the volumetric solution to complete the reaction, because in that case the number of measures of solution left in the burette at the moment the action becomes complete, indicates the percentage of impurity the sample contains. In various cases these are the official instructions ; but it is not conveniently applicable in several of the solutions, such as potash, soda and lime waters, though it appears to me that it might have been advantageously made more general than it is. For example, in the case of vinegar, of which we are directed to use 445.4 grains, which quantity is expected to be neutralized

by 402 grain-measures of volumetric solution of soda, we might equally well use 1,108 grains, in which case 1,000 grain-measures ought to be required, and any residue of soda solution in the burette after neutrality had been reached would indicate the excess of water in the vinegar; if 57 grain-measures were left, we should consider that the vinegar had been adulterated with water to the extent of 5.7 per cent. The object of using 445.4 grains is to enable the operator to measure it with an ordinary ounce measure, this being the weight of a fluid ounce; but pharmaceutical measures scarcely admit of the quantity being estimated with the accuracy desirable; either weighing, or the use of such measures as are made especially for volumetric purposes, should be preferred, and this would have the advantage of facilitating the conversion of the quantity required for the operation with English weights and measures to the corresponding quantity in the metric system. If the 445.4 grains are to be weighed, the change is perfectly simple, namely, take 44.54 grams; but if they are to be weighed, why take this odd number, including a fraction? If we are to estimate it by measure, it would be more likely to be done accurately by taking 1,087 grain-measures of vinegar to be neutralized by 1,000 grain-measures of the soda solution, and then any one who might habitually use cubic centimetres would simply take 108.7 cubic centimetres to be neutralized by 100 cubic centimetres of soda solution, and the two measurements would naturally be more likely to correspond accurately with one another than would be the case if a druggist's ounce-measure were used for the vinegar and a burette for the soda solution.

In operating upon solids it is usual to weigh an equivalent in grains, or such fraction of that number of grains as corresponds with the volumetric solution, taking into account the number of equivalents that may be involved in the decomposition.

Under the tests for carbonate of potash we are directed to take 83 grains for the operation, which should require *at least*

980 grain-measures of the volumetric oxalic acid for neutralization ; the fact being that it should require 1,000 measures, but a little latitude is reasonably allowed, as the mode of its production is intended to leave 16 per cent. of water combined with it, and it readily absorbs more if not carefully guarded. The use of only 980 grain-measures of the acid solution would indicate that the salt contained 2 per cent. more water than the theoretical quantity, or an equal quantity of some other impurity.

Under the head of volumetric solution of bichromate of potash, we find four preparations of iron are to be tested with it, and the quantity directed is 20 grains of salt, requiring diverse quantities of the chromate solution ; and if the quantity actually needed is less, the deficiency does not so readily convey an idea of the proportion deficient. The following table shows the same testing calculated for the use of such weights as should require 1,000 grain-measures of the bichromate solution :—

	Grains.	Grain-measures.
Ferri arsenias . . .	117	1,000
„ carb. sacch. . . .	60	1,000
„ oxid. magnet. . . .	240	1,000
„ phosphas	80	1,000

Used in these quantities, every ten grain-measures not required indicates 1 per cent. of deficiency in the substance under consideration. And if the quantities of magnetic oxide and arseniate seem inconveniently large, half the quantity might be taken ; in which case, the deficiency of five grain-measures would indicate 1 per cent. deficiency in the proportion of proto-salt present.

LECTURE XXVI.

SUPPLEMENTARY NOTES ON PHARMACEUTICAL TESTING.

Vinegar—Acids : Hydrocyanic, Sulphurous—Nitrate of Silver—Oxide of Silver—Lime Water—Saccharated Solution of Lime—Chlorinated Solution of Lime—Chlorinated Soda—Solution of Ammonia—Liquor Potassæ—Reduced Iron—Mercury with Chalk—Blue Pill—Solution of Subacetate of Lead—Quinine Sulphate—Rhubarb Powder.

MOST of the tests officially described, as I have already said, afford satisfactory results if implicitly followed, but they have one general fault—that is, that they are too troublesome to be put in frequent operation by the consumers or dispensers of drugs. It is well that the manufacturer of chemicals should know what degree of purity is required of him, and be under the wholesome fear that a faulty preparation *may* be detected, and the detection bring with it the merited penalty; and the testing, which I have just said is too troublesome to be constantly in use by the dispenser, is not too heavy a demand upon the manufacturer; but the fact that in a very large proportion of cases preparations are subjected to no reliable testing at the hands of the retail pharmacist, is no doubt a temptation to negligence on the part of a manufacturer, and as a result we frequently find faulty samples of certain preparations in actual use. This is, perhaps, more the case with spirit of nitrous ether than with any other pharmaceutical; the makers offer it of “B.P. density” perhaps with a consciousness that it is not of “B.P. strength,” and that it is beyond the power of most pharmacists to make a critical and reliable examination of it.

It is much to be desired that a complete system of testing should be elaborated, which would aim at a less ambitious degree of perfection than that which is upheld—and justly upheld—by professional analysts, but which should be so readily applied that an ordinary dispenser should feel no more hesitation in taking up the examination of half a dozen chemicals, than he would in dispensing as many ordinary mixtures.

The use of volumetric apparatus and solutions should not under present circumstances be expected of the dispenser in the daily performance of his business; but if the results which are desired can be obtained by the use of ordinary dispensing appliances, it would not be too much to expect of the dispenser that he should frequently examine those preparations which are most liable to deviate from the official standard, and that he should make a critical examination of other pharmaceuticals from time to time as circumstances might dictate.

The testing of vinegar with chloride of barium gives us the clue to the system which I think most likely to be adopted with general satisfaction. A small percentage of sulphuric acid in the vinegar is permissible, as much chloride of barium is added as will precipitate all that the authorities will sanction, or the practical working of the manufacture involve; this precipitate being filtered out, a second small addition of the baryta salt produces no further precipitate if the sample under examination be of satisfactory purity. The appearance of a second precipitate should cause the rejection of the sample. This system was used in several instances by the Edinburgh College before the amalgamation of the Pharmacopœias, and I wish here to make a few suggestions in the hope that others may be added from time to time by other workers, till the whole system is simplified.

As the purity of the chemical to be tested will in most cases be sought by comparison with some other chemical of undoubted purity, it becomes necessary to select as our

reagents such chemicals as are in constant use in a state of reliable purity; to make the testing dependent upon chemicals no more reliable than those we desire to examine, or upon such as would have to be procured especially for analytical use, would be quite contrary to the lines I have laid down. Dispensing scales and weights of fair ordinary quality will afford all the accuracy required for the present purpose; but pharmaceutical measures, however correctly they may be graduated, scarcely allow of such precision in estimating volumes as would encourage us to use them except where weighing is inconvenient. A fluid ounce of liquid in an ordinary ounce measure may vary 5 per cent. on either side of accuracy, even when measured by a careful hand; but in weighing, the error is not likely to exceed one-tenth of this proportion, except in the weighing of small quantities. We must, therefore, give our preference to weighing, and to operating upon such quantities as do not involve especial nicety on the one hand, or wasteful expenditure of material on the other. What is most to be desired, is to have certain narrow limits of variation fixed which can be readily conformed to, and the deviation from which can be readily detected without going beyond the common appliances of the dispensing counter. I propose now to draw your attention to a few cases where I think a change in this direction may be readily effected, either by a modification of the B.P. process, or any others which may occur to us.

Acidum Hydrocyanicum.

The deterioration of this acid by keeping renders it imperative to have its strength watched, not only on receipt of new stock, but at times when the stock of an acid which was correct when new has become doubtful by keeping; it may be tested as follows:—Take 2 fluid drachms of the acid, add 2 fluid drachms of liquor of potash, and then add crystallized nitrate of silver $6\frac{1}{2}$ grains, which should produce a precipitate dissolving as soon as formed; the precipitate being

permanent, would indicate that the acid was unfit for use. The addition of half a grain more of the nitrate of silver should produce a permanent precipitate ; its failure to do so would indicate that the acid was above its official standard. For small consumers, the best policy is to throw away a sample which is incorrect, and replace it ; but if the bulk of acid in hand be so large as to justify a careful experiment and calculation, the excess or deficiency may be readily ascertained by the quantity of acid or nitrate of silver it required to bring the 2 fluid drachms under treatment up to the point of saturation ; thus, if the acid be deficient, the precipitate with $6\frac{1}{2}$ grains nitrate of silver being permanent, and it was found by gradual additions of more hydrocyanic acid that another drachm was required to re-dissolve the precipitate, then 3 drachms of the acid equal 2 of B.P. strength. If, on the other hand, the gradual addition of nitrate of silver failed to make a permanent precipitate till $3\frac{1}{4}$ grains more had been added, then 2 drachms of the acid equal 3 of B.P. strength, and would be rectified by the additional drachm of water ; or 3 drachms of the weak acid and 2 of the strong would yield 5 of official strength. Thus a stock of deteriorated " Scheele's acid " would enable us to restore to good condition a stock of deteriorated B.P. acid.

Acidum Sulphurosum.

Sulphurous acid is one of the chemicals which from its nature will require constant examination to insure its being fit for use.

Thirty-four and seven-tenths of a grain, or 36·5 minims, should entirely decolourize 12 grains of iodine, but should acquire a pale brown or yellow tint on adding another grain.

According to the pharmacopœial standard there should thus be 0·3 grain of iodine in excess of that which the sulphurous acid is capable of reducing to the state of hydriodic acid ; but, as I have already pointed out, there is difficulty in making an acid of this strength by the B.P. process, and

difficulty in preserving it thus if originally correct. An acid of half the strength would probably be a better standard to aim at. The testing is most conveniently performed as follows:—Take 12 grains of iodine in a small earthen mortar with a few drops of water, and, while triturating, drop in gradually from a minim tube with elastic ball the sulphurous acid, noting the number of minims which are required for complete decolourization of the iodine. The end of the reaction is quite sufficiently clear without the use of starch, and the approach towards the end is so clearly indicated by the diminishing depth of colour, that the final drop of acid can be judged without hesitation. The acid being contained in a closed minim tube during the operation, prevents loss by evaporation.

Argenti Nitratis.

Crystallized nitrate of silver, as commercially met with, is generally nearly pure, quite sufficiently so for pharmaceutical use, the principal impurities it contains being a little free acid and water, occasionally a trace of copper, and rarely nitrate of potash as an adulterant; the latter addition is sometimes made to the fused caustic where a milder action is required. In testing, we adopt pure chloride of ammonium, a salt which scarcely contains any trace of impurity but water if it be used in the crystallized state, or a trace of iron if the sublimed salt be employed; either condition will answer quite well if free from adhering water.

Put 17 grains of the nitrate of silver into a 3-oz. bottle with 2 oz. of water and 2 drachms dilute nitric acid; then add 5 grains of pure dry chloride of ammonium in powder, and shake briskly; a curdy precipitate should separate, leaving the supernatant liquid bright. This clear liquor should yield a further precipitate on the addition of a little more chloride of ammonium or hydrochloric acid.

Argenti Oxidum.

Oxide of silver frequently contains carbonate and sometimes other impurities; it may be tested on the same principle

as the nitrate, the first step being to convert it into nitrate, the second step being to show that the legitimate proportion of silver is present.

Take 11 grains of oxide of silver and dissolve it in dilute nitric acid in a 3-oz. bottle (effervescence will show the presence of a carbonate as an impurity); when dissolved add water to make 2 fl. oz., and then 5 grains of pure dry chloride of ammonium in powder, and shake briskly; the curdy precipitate having subsided, the clear liquor should yield a further precipitate on the addition of more chloride of ammonium.

Liquor Calcis.

Lime water is easily made and easily preserved of due strength if kept in a cellar, and in contact with an excess of lime, but when the clear solution is decanted and placed in a bottle for occasional use, the causes of rapid change come into action. The cheapness of the article suggests that we should at any time throw away the contents of the shop bottle and replenish from the cellar rather than take the trouble of testing, but it is an advantage to know whether or not the customary keeping in the warm shop, with occasional opening, renders it unfit for use before it is consumed; it is therefore desirable to test from time to time both the stock in the cellar and in the shop as follows:—

Five fluid ounces tinted blue with litmus, continues blue after the solution in it of 6 grains of oxalic acid, but becomes red on adding another grain.

Liquor Calcis Saccharatus.

One fluid ounce of saccharated solution of lime, tinted blue with litmus, continues blue after the solution in it of 16 grains of oxalic acid, but becomes red on adding another grain.

Liquor Calcis Chloratæ.

This is one of the chemicals which is often faulty, more as a consequence of the little importance attached to it than

from any wilful negligence. A fluid drachm of the solution mixed with 4 oz. of water, 20 grains of iodide of potassium, and 2 fluid drachms of hydrochloric acid, has a brown colour, which, on adding 11 grains of hyposulphite of soda, becomes pale yellow, and by the addition of another grain of the hyposulphite is quite decolourized. If the 11 grains of hyposulphite cause complete decolourization, the solution is below strength; and if, on the other hand, the additional grain of hyposulphite fails to decolourize it, there is an excess of the available chlorine. If it be desired to know how far the solution deviates from the official standard, the operation may be reversed. Take 4 oz. of water, 20 grains of iodide of potassium, 2 drachms of hydrochloric acid, and 11 grains of hyposulphite of soda, and add by degrees the solution of chlorinated lime, noting the quantity required to produce a permanent very pale yellow colour; the quantity of solution thus indicated is equal to a fluid drachm of the official solution.

Liquor Sodæ Chloratæ.

A fluid drachm mixed with 4 oz. of water, 20 grains of iodide of potassium, and 2 fluid drachms of hydrochloric acid, has a brown colour, which, on adding 10 grains of hyposulphite of soda, becomes pale yellow; and by the further addition of a grain of hyposulphite becomes quite decolourized. This testing may also be performed in the reverse order as described under the testing of solution of chlorinated lime.

Liquor Ammoniae Fortior.

A fluid ounce (390 grains) neutralizes 470 grains of pure oxalic acid. The acid being dissolved in half a pint of warm water, and coloured red with litmus, should have the ammonia poured in in full stream with constant stirring to avoid loss by escape of ammonia during the process; the liquor should then have a violet colour and should become blue on adding 30 drops more ammonia, or red on adding 30 grains more of

the oxalic acid. The colour change is not very sharp, but for pharmaceutical use a deviation from standard not exceeding 30 grains per ounce, may be considered a practicable limit.

Liquor Potassæ.

A fluid ounce of liquor potassæ (462 grains), tinted blue with litmus, remains blue when 29 grains of oxalic acid have been dissolved in it, but becomes red on adding 1 or 2 grains more.

Ferrum Redactum.

Reduced iron is a very unsatisfactory chemical, the object sought being to have iron in a fine state of division easily acted on by the fluids of the stomach. Iron in this condition would necessarily be easily acted on by a moist atmosphere, so that the reduced iron, if obtained in the condition theoretically considered desirable, is essentially an unstable article. According to the B.P. standard it should contain half its weight of metallic iron, and, if so, its quality may be shown as follows:—7 grains with 16 grains of iodine and $\frac{1}{2}$ oz. of water, warmed in a small flask or test tube, should form a solution almost free from colour, holding in suspension a dark insoluble powder. The continuance of a brown iodine colour would show the presence of less than $3\frac{1}{2}$ grains of metallic iron.

Hydrargyrum cum Cretâ.

Grey powder is liable to deterioration by keeping, the mercury becoming first converted into grey oxide by the action of the air; and subsequently by the action of light, or perhaps even without access of light, the grey oxide splits up into metallic mercury and the red oxide—a change not free from danger. The official tests indicate the absence of the peroxide by the solution obtained by treating the grey powder with dilute hydrochloric acid, yielding a precipitate with chloride of tin; as solution of chloride of tin may not be found in every pharmacy, a readier test of con-

siderable delicacy is the precipitation of metallic mercury upon a clean copper surface. A clean copper coin being half immersed in the filtered hydrochloric solution, should not in the course of several minutes show a white stain on the part immersed. The pharmacist should also guard against a deficiency of mercury if, as is generally the case, he buy this preparation rather than make it. This may be done as follows:—

Take 30 grains of grey powder, rub it in a mortar with 20 grains of iodide of potassium and 12 grains of iodine, adding a few drops of water to reduce it to a soft pulpy condition; the colour should shortly become pale grey with only a tint of yellow. The continuance of a brown colour would indicate deficiency of mercury. Thirty grains of the grey powder should contain 10 of mercury, which would combine with 12·7 of iodine to form red iodide of mercury; which, in turn, would combine with the iodide of potassium to form the pale yellow iodide of mercury and potassium. The use of 12 grains instead of 12·7 of iodine allows for a little oxidation and small errors.

Pilula Hydrargyri.

Blue pill may be tested in precisely the same manner as grey powder, using the same quantities of material and reagents; but the dark colour of the excipient prevents a direct colour indication of the end of the iodine action, so it becomes necessary, after the lapse of an hour or two, to dissolve in water, filter, and note that the pink brown filtrate does not become paler on the addition of a grain or two of hyposulphite of soda, which would be the case if it still contained free iodine consequent upon deficiency of mercury.

Liquor Plumbi Subacetatis.

The strength of this solution is most readily indicated by its gravity. I have not been able to find a test by precipitation which I could recommend as being at once more easy and

sufficiently accurate. The density required by the B.P. is 1.26, but when made by B.P. process the density practically obtained is 1.289. The specific gravity may be readily taken to the second decimal place, which is quite close enough in a case of this kind, by the use of a stoppered 2-oz. phial and a pair of ordinary scales. Fill the phial with water, drop the stopper in, and take the gross weight. Subtract the tare, and note water = W (say, 960 grains). Repeat the same with liquor plumbi, and find its weight = P (say, 1,237 grains); then $P \times 1,000 \div W =$ specific gravity (say, 1.288), and supposing the scales which would be used for weighing this quantity would not accurately indicate the weight within a grain or two, the gravity is still correctly given to the second decimal place, and approximately to the third.

Quiniæ Sulphas.

The pharmacopœial tests for quinine are not absolutely satisfactory, and the recent refinements of the same process, while giving more exact results, add a little to the complexity. While I do not think it likely that any process of a simple character will be found to establish incontrovertibly the purity of a given sample, I think it is worth while noting that the indications to be had in connection with solubility in cold water are capable of giving evidence worth having, with but little trouble.

One grain of sulphate of quinine should very slowly but completely dissolve in 2 oz. of cold distilled water with occasional agitation.

One drachm of sulphate of quinine macerated in 3 oz. of cold distilled water for two hours with occasional agitation, and the liquor filtered off; 2 oz. of the filtrate on evaporation should leave a residue not exceeding $1\frac{1}{2}$ grains.

Any marked deviation from either of these results should be regarded as indicating the necessity for a more critical examination. If a heat much exceeding 60° Fahr. should

occur during the maceration, the quantity dissolved would be increased, and, to obviate a misconception, heat should be avoided.

Powdered Rhubarb.

As I have already pointed out, commercial rhubarb powder is generally improved in appearance by the addition of a little oil in the grinding; the quantity is usually too small to be looked upon as an adulteration in the ordinary sense of the word, but yet it is sometimes a source of much annoyance to both pharmacist and patient from the great difficulty experienced in mixing compound rhubarb powder with water when the oil is present in appreciable quantity. One hundred grains shaken up with 1 oz. of benzine and thrown upon a paper filter, should yield a residue on evaporation of the filtrate, which should be yellow, unctuous, and not more than half a grain in weight.

Good commercial powdered rhubarb generally yields more oil than this, but the analyses of unground roots have yielded much less.

LECTURE XXVII.

PHARMACY OF SPECIAL DRUGS: CINCHONA AND OPIUM.

BESIDES the study of the chemical and physical forces which form the base of the pharmaceutical edifice, and the processes of official and extempore pharmacy which constitute the ordinary superstructure, there is yet another addition to the building which may be considered the pinnacle of pharmaceutical science, and consists of such a general and critical view of all that we have learned as will enable us to detect the failings in any process, or in the special application of any process, and devise improvements in the same. This task is one for which the tyro in pharmacy is necessarily unqualified, and which, when undertaken even by those who have grown old in the art, forces upon them the consciousness of how many problems there are yet to be solved. I would wish you to feel that in treating this part of my subject I do it purely in the spirit of a student. I speak not as one having authority, but as one who, having made some progress in his subject, is feeling his way to further advances.

You might perhaps ask why I, occupying as I do the position of a teacher, should come before you proposing to treat of problems upon which I cannot speak authoritatively; and I might reply that I do not know any lesson of greater value that I could give you than inculcating by my words,

and illustrating by my example, the spirit of an investigator in the field of practical pharmacy. I propose to draw your attention to the direction and manner in which I think the pharmacy of one or two drugs might be advantageously studied, pointing out the bearing of any recent experiments, and the direction in which further experiments seem desirable.

We may lay down as axioms of the pharmacy of vegetable drugs that the product must have—

1. The right kind of therapeutic or physiological action.
2. Uniformity in degree of activity.
3. Permanence in value.
4. It must be obtained with as little cost of time, labour, and material as practicable in carrying out the previous requirements.

CINCHONA.

Turning our attention first to cinchona, we have to consider what preparations of cinchona, official and non-official, best meet the requirements of the axioms just laid down.

Among the cinchona preparations sulphate of quinine stands pre-eminent,—its therapeutic action being so nearly the same as that of the entire bark, that we may say, when cinchona is indicated, quinine is equal to the occasion. It has also the advantage in the second requirement, viz., that while bark is variable the quinine is constant; and this advantage is one that it holds equally when brought into comparison with the galenical preparations of the bark.

The pharmacist's duty in relation to the preparations of cinchona will be mainly confined to the testing of the raw material, the examination of the efficiency of the extraction

it is subjected to, and the examination of his preparations from time to time to guard against deterioration by keeping, and by this means he will probably aid in the improvement of some processes, promote the expunging of others, and in his small measure expedite the coming of that day when the application of remedies will be reduced to a scientific system.

First, as regards the extraction of the active principles, no method by water only gives good exhaustion. Acid extracts much bitterness after treatment with water has ceased to give a liquor worth having. Maceration with sulphuric, acetic, or hydrochloric acid before treatment with water improves the exhaustion, but even after macerating finely-powdered bark for some days with acid a subsequent percolation with water fails to extract all the bitter principles, the alternate treatment with acid and water being necessary to effect complete exhaustion by percolation without heat. A maceration for some months with acid, brings the alkaloids into a condition in which percolation with water is capable of effecting proximate exhaustion; but during protracted treatment with acid some change takes place, resulting in a loss of alkaloidal value. In the use of sulphuric acid this is accompanied with moulding, but with acetic acid this does not take place; there is still, however, the loss of alkaloidal value.

Maceration with spirit, percolation with spirit, or alternate percolation with spirit and water, do not readily extract all the bitter principles.

The pharmacopœial process for analysis, including boiling the powdered bark with dilute hydrochloric acid and water, and subsequent percolation with water, leaves in the marc still some alkaloid capable of being extracted by continued percolation with acid. Cinchona liquors lose value during evaporation. It is, therefore, objectionable to have large bulks of weak watery liquors to concentrate.

Spirit extracts cinchona better than water, and the tincture may be rapidly concentrated by distillation without the precipitation or any notable decomposition of the active matters; the most satisfactory preparation of cinchona yet produced being that obtained by percolating the powdered bark with spirit and distilling off the excess of spirit. The B.P. defines the quality of bark as containing not less than 2 per cent. of quinine; but as bark of this quality does not yield a fair approach to this quantity by any pharmaceutical process, it would be better to define the alkaloidal value of some one good galenical preparation, and discontinue the use of the others. Thus, supposing spirit to be the best solvent for obtaining the whole of the valuable constituents of bark, an alcoholic liquor made by percolation should be reduced by distillation of the spirit till the concentrated liquor contained by assay 2 per cent. of quinine, or 4 or 5 per cent. of total alkaloids. Such a preparation would no doubt still waste some small portion of the alkaloids difficult to extract from the marc, but not so much as any of the galenical preparations now do, and would have a pretty close approach to constancy of value, which is the most important of all points in therapeutic agents. This alcoholic liquor of cinchona could be diluted with water to take the place of the customary infusion and decoction, or could be given along with ammonia or acids when these were indicated.

It may appear almost too much to expect the pharmacist to make an assay of every batch of such alcoholic extract he may make, but I see no probability of really good cinchona galenicals till this is done, and I do not regard any one as competent to make such galenicals who is not competent also to make their analysis. The process for this alcoholic liquor may probably be improved upon, but I do not think any deviation will be acceptable which does not include the alkaloidal assay.

OPIUM.

The principal points which claim our attention in connection with the pharmacy of opium are somewhat different from those which were considered most important in the treatment of cinchona. Though the complete exhaustion of opium is not very readily effected, the official processes all afford a fair approximation to this result. In making a preparation of cinchona, the principal object was to separate the bulk of inert matter; in making an extract of opium (using the word extract in its wider sense), our aim is to separate matters which are considered to have an objectionable action, and to retain one or more principles which possess beneficial properties.

The therapeutic value of opium depends mainly, but not exclusively, upon the morphia it contains, the action of the morphia being enhanced or modified by the other constituents, which are very numerous, but not very active in the small quantities in which they are present. Narcotine is the only one of the crystallizable principles present in notable quantity, and it is credited with an exciting rather than a sedative action.

As opium is often prescribed in the crude state, simply dried and powdered, the first and most important step is to assay the raw material, and accept none for pharmaceutical use which is not of a standard quality. The best mode of assay is as follows:—Take 100 grains of the opium, and, whether hard or soft, beat it up with twice its weight of water in a warm mortar till a smooth pulp is produced, adding, if necessary, a little more water, to compensate for evaporation; when smooth, add 2 oz. of spirit (rectified or methylated); after thorough mixing allow it to subside, decant the clear liquor, and add 2 oz. more spirit to the marc. With this addition the mucilaginous matters are so far coagulated as to permit percolation to be conducted without difficulty; the clear decanted liquor and the percolates as

obtained may be evaporated in a water bath, the percolation being continued so long as the bitter taste indicates the extraction of active matter. The spirit thus extracts all the alkaloids, vegetable acids, resin, and odorous matter, and leaves in the marc the vegetable fibre, earthy matter, and gum. The tincture being evaporated to about $\frac{1}{2}$ oz., an equal volume of water should be added, and the evaporation continued till a syrupy aqueous liquor is obtained; then add 2 oz. of water, which throws down a large quantity of brown matter (so-called resin) and narcotine; these are usually so clotty and adhesive as to allow of ready separation and washing; the liquor may be filtered through a small plug of cotton wool moistened with spirit. The filtrate, after concentration to 2 drachms, is to be mixed with an equal measure of spirit, and rendered alkaline with a few drops of liquor of ammonia. In the course of twenty-four hours, the morphia and narcotine will have deposited as a crop of crystals; these being collected on a small weighed filter, are to be washed with spirit and water, mixed in equal parts, so long as colour is thus extracted, then washed with cold water, till a drop on evaporation leaves a very small residue; the filter then contains morphia and narcotine; after drying, the narcotine may be washed out with benzine, and as soon as the benzine has evaporated, the morphia, which is now almost pure, may be weighed. It ought to be 10 per cent. of the weight of the crude opium in its dry state. Commercial opiums are very variable, and are often above as well as below this standard; the weak and strong samples should be so blended as to result in a percentage within a fraction of a grain of this standard.

The crude opium of suitable quality having been obtained, the greatest part of the difficulty of obtaining satisfactory preparations has been removed.

Water and spirit are both efficient solvents of the active constituents of opium. Spirit gives the most complete re-

presentation of the crude drug, and effects the exhaustion more readily, but water is considered to give the more sedative solution from its dissolving less of the narcotine and the odorous and resinous principles. If it be desired to obtain the morphia in its natural state of combination, more free from narcotine than is practicable by simple extraction by cold water, a further portion of the narcotine may be separated by repeated evaporation and dilution, especially if the acidity which commonly belongs to opium has been neutralized by the addition of chalk previous to filtration. In working from a standard opium, either with spirit or water, there will be no difficulty in producing a tincture or aqueous liquor of sufficiently correct morphia value without the necessity of assaying each batch; but if the operation has commenced with the crude drug of unknown strength, an assay of the liquor is essential, and should be performed in exactly the same manner as the latter part of the operation for estimating the morphia in crude opium.

The extract of opium of the present Pharmacopœia is unsatisfactory, because of its being no more uniform or reliable in potency than the opium from which it is prepared, and this defect would appear still more conspicuous if the extract were prepared from a carefully standardized sample, unless the yield of extract were made uniform. On an average, opium yields half its weight of extract. If the product from a standard opium were found to be more or less than half its weight, the strength would be less or more than what we should desire. If a deficiency of yield had made the strength too great, it might be rectified by the addition of gum or sugar. If the yield had been too great, a further portion of inert matter might be separated by redissolving in water and filtering, which almost invariably separates a brown resinous sediment, otherwise an addition of spirit to the aqueous solution would throw down a clot of inert mucilaginous matter, and thus enable the ultimate extract to be

brought to the standard of 20 per cent. of morphia calculated on the extract in a dry state.

A satisfactory liquid extract of opium may be made by following the process indicated for analysis up to the point at which ammonia is to be added ; at that stage a sample should be taken, the morphia estimated, and then the bulk of the liquor reduced to the required morphia strength by adding water.

LECTURE XXVIII.

PHARMACY OF SPECIAL DRUGS: ALOES, RHUBARB, SENNA, JALAP.

ALOES.

THERE is no drug in all the *materia medica* more frequently used than aloes, and few which require less preparation in the hands of the pharmacist. Under ordinary circumstances the pilular form is the best for its administration, and when the aloes is of good quality, drying and grinding are the only treatment it requires to fit it for the dispensing counter. Its activity is but little if at all increased, and the irritating action on the bowels is not much diminished by the aloes being converted into an aqueous extract, or by the use of the pure crystalline principle, aloin. Authorities differ on these points, and probably the more so from the experimenters trying the effect upon their patients rather than on themselves. From numerous experiments on myself, I am satisfied of the general correctness of the statement I have just made. Even in personal experiment it is difficult to avoid error, but I have no hesitation in saying that the part of the aloes rejected in making the aqueous extract has not much less activity than the extract itself, nor has it much more griping action. The various kinds of aloes differ in activity, the Barbadoes being reputed stronger, and Cape aloes weaker than Socotrine. I believe this classification will be found correct, though I have not had extensive personal experiment in confirmation. I incline also to Christison's opinion that the griping action is proportionate to the purgative.

Aloes is very little changed by keeping either in the pilular or dry condition, but undergoes change, losing bitterness and activity when its watery solution is exposed to the air, especially in the presence of alkalies or their carbonates. The activity is almost entirely lost if the solution in water with carbonate of potash is evaporated in the water bath to a pilular consistence, the residue being entirely soluble in water, and only having a slight bitterness. Similar evaporation in the absence of alkali renders a small portion of the aloes insoluble in water (but still soluble in alkaline liquors), inactive, and almost tasteless. In the presence of acids the change by exposure to air is slow, repeated evaporations extending over a month having less effect than a single evaporation during a single day in the alkaline solution. Neither acid nor alkaline solution of aloes undergoes any rapid change if not exposed to air and light. Boiling the aloes with carbonate of potash, as in the official decoction, diminishes its bitterness and probably its activity even when the air is excluded as far as practicable. If there be any advantage in administering aloes in the form of decoction, it is probably better to have the decoction either recent or so far protected from the air as not to lose any considerable proportion of its bitterness and activity. It is not desirable to have a preparation losing strength, however much it may improve in flavour by keeping. Tincture of aloes may be regarded as a permanent preparation; it undergoes very little change by keeping, but is extremely nauseous. The pilular form is no doubt the best in which to exhibit aloes in all ordinary cases, and soap is a good excipient for increasing the solubility. Though the alkaline character of soap would probably facilitate the oxidation, and so detract from the activity of an aloetic liquor exposed to the air, this tendency is observed to a very small extent in the aloetic pills containing soap, to so small an extent, indeed, that for all practical purposes we may consider them unchanged by keeping.

RHUBARB.

This very valuable and popular drug has several preparations in constant use that are suited to almost any occasion where the employment of the drug is indicated. The point which most prominently presents itself for improvement is the nauseous taste, which to many patients is very disgusting. The taste is no doubt the combined effect of various constituents, some at least of which could not be removed without loss of value; but the odour, which is no less objectionable, is usually attributed to an essential oil which there is no reason to suppose has any therapeutic value. The rhubarb powder may be in great measure deprived of its odour by long-continued percolation with chloroform, the matter extracted being a soft yellow unctuous body with a strong offensive characteristic odour of rhubarb. The rhubarb which has thus been deprived of its odour does not continue odourless, and, as far as I can observe, the odour is developed by the action of air and moisture on the deodorated powder. My experiments upon the removal of the odour of rhubarb some years ago led me to the observation that the bulk of the powdered rhubarbs then supplied by wholesale druggists were contaminated with oil added during the grinding, it being said to produce a smoother and better-looking powder, and to require less grinding and involve less loss as dust when a little addition of oil is made in the mill. This little proved to be a variable quantity, and I should say always objectionable; its presence adds greatly to the difficulty of mixing the compound rhubarb powder with water, and the pharmacist should refuse any sample of powdered rhubarb in which oil can be detected. The simple fact that it does not make a greasy stain upon the paper in which it is folded and pressed is not a sufficient test. A drachm of the powder shaken with 2 or 3 drachms of chloroform should give a very pale yellow filtrate, which should faintly stain paper with yellow colour, but not show

grease after evaporation. If the sample will stand this test it may be considered sufficiently free from oil, natural or added, to be fit for making Gregory's powder. The compound rhubarb pill, and tincture of rhubarb, are two very satisfactory preparations, and together with the simple and compound powder afford all the facilities required for the administration of this drug in almost any case. The infusion and syrup have not had the same extended use; the latter is subject to fermentation, and would probably be better made by adding a concentrated tincture to syrup. A concentrated tincture suitable for this purpose may be made by percolating finely-powdered rhubarb with spirit. Rectified spirit percolates most readily, but takes up resinous matters which are immediately precipitated when the tincture is diluted with water. If the tincture be diluted with syrup, the precipitation of resin is very much less in degree, and takes place very slowly. So far as I have had opportunity of observing, the syrup thus made is not prone to fermentation even when kept a considerable time at a temperature of 90° Fahr.

Spirit of 20 or 30 overproof percolates more slowly; and with proof spirit, the percolation almost ceases unless aided by a little extra pressure. Using fine powdered rhubarb, rectified spirit, and the percolator (Fig. 33, p. 128), which I have described as useful for the exhausting of small quantities of powders with the smallest practicable quantity of spirit, the following form will give good results:—

Take of—

Rhubarb powder	.	.	.	1 oz.
Rectified spirit	.	.	.	2 oz.

Mix.

Macerate twenty-four hours, pour into the percolator, lower the inner tube till it just rests upon the surface of the rhubarb liquor, and then pour in rectified spirit till it covers the inner tube, and keep it so filled till 3 oz. of percolate are obtained. If the operation be well performed, the proportion

of active matter left in the marc is insignificant. I have taken a dose of 40 grains of the marc, weighed in its dry state, without any effect; it is horny and mucilaginous like tragacanth, but dark grey in colour and nearly tasteless. The tincture evaporated leaves a resinous-looking and friable mass of a rich brown colour, readily powdered. The yield is no doubt variable, as some roots are much more mucilaginous than others; but the probability is that the alcoholic extract would be found more constant in activity than either the powdered root or the usual aqueous extract, and as it is separated from a considerable proportion of inert matter, there would be opportunity of giving a full dose of rhubarb in a moderate-sized pill—two 5-grain pills of this alcoholic extract being about equal to a scruple of the powder, which could not be made into less than about six pills of the same size. The alcoholic extract has not the intractable toughness which is characteristic of the aqueous extract. Two fluid ounces of the strong tincture, prepared as above, mixed with 14 fl. oz. of simple syrup, equal in activity the official syrup of rhubarb. Oil of coriander might be added if desired, or the presence of spirit might be avoided by reducing the tincture to an extract. The extract obtained thus leaves the resinous portion as an insoluble residue when treated with water, a residue which is readily separated by filtration, though the precipitate thrown down on dilution of the tincture with water is in so fine a state as to pass through filtering paper.

I think there is every reason to suppose that this alcoholic extract of rhubarb would be an improvement upon the aqueous, or spirit and water, extract now in use; but only an extended trial could determine such a point. I have taken a few doses only of the extract, and a single dose of the powder after extraction, and though I have experienced the activity of the former, and the total inactivity of the latter, I can only offer that experience as evidence enough to warrant a more extended trial.

SENNÆ,

When given without combination with other purgatives, is usually in the form of powdered senna or compound liquorice powder; the latter might much more appropriately have been called compound senna powder, and thus have saved the confusion which is now a constant source of trouble to pharmacists, as to whether a prescription ordering compound liquorice powder is to be dispensed with the German article containing sulphur, or the B.P. article containing none, which latter would have been the only correct course had it not been that the German powder had possession of the name, and an established reputation and footing in English pharmacy before the introduction of the British formula. As the two articles are now in current use here, it would be desirable, on the issue of a new British Pharmacopœia, to retain them both with distinctive names, perhaps most appropriately calling the present British preparation "compound senna powder," and that made by the German formula "compound sulphur powder." The confection of senna has long enjoyed a considerable popularity as a palatable laxative, but its activity is dependent as much upon the other materials as the senna it contains. The senna contained in a dose of the confection being from 6 to 12 grains, while the senna represented by a dose of infusion would be 40 to 80 grains, and the senna represented by a dose of the tincture and mixture respectively would be 7 to 27 and 40 to 60 grains, the latter being accompanied by 90 to 140 grains of sulphate of magnesia. Senna mixture is probably the most reliable of all the senna preparations, but its reliability, if not its activity, depends mainly upon the sulphate of magnesia it contains. If there is any activity at all in the dose, say, of half an ounce of tincture of senna, representing 27 grains of the leaves, there ought to be a conspicuous activity in 2 oz. of the infusion representing 80 grains; but the imperfect extraction of the purgative matters renders it desirable to

supplement these preparations with adjuncts which can be depended on, and points to the necessity, if we are to place any faith in the utility of senna, to adopt some improved process by which the cathartic action of the drug could be insured, and its posology understood.

In syrup of senna, where there is no other purgative, the dose, 1 to 4 fluid drachms, represents about 30 to 120 grains of the leaves, treated by a more effective system of extraction than the tincture or infusion. This is the best pharmaceutical extraction of senna among the official formula, but it is not free from the disposition to ferment. It is capable of improvement by replacing part of the sugar with glycerine, and increasing the proportion of spirit.

Some authorities say that the active principle of senna is freely extracted by spirit, others say that the senna leaves, after they have been treated with spirit, are as active as before. I can only quote one personal experiment on this point:—I took half an ounce of powdered senna, macerated it in rectified spirit for twenty-four hours, with agitation, poured the whole into a tubular percolator, and percolated in the manner described under opium extraction, page 128; the first portion of percolate was dark olive-green, with a strong taste of senna, and on evaporation left a soft, oily, hygroscopic extract, weighing 36 grains. A second portion of percolate of the same bulk, which continued to be pretty strongly coloured, but with little taste except that of spirit, left on evaporation 6 grains of extract of a similar character to the first. As the last part of this second percolate was evidently little else than spirit, the senna was considered exhausted as far as spirit could effect it. It was not found practicable to percolate it with water, so the whole of the marc was made into one draught with water, and taken as a dose, and acted as a purgative comparable in effect with 3 or 4 grains of compound extract of colocynth, causing considerable uneasiness, and fairly active, but not violent, purgative effect. The 36 grains of alcoholic extract treated with water gave a brown solution, and left a dark

green matter insoluble in water. The brown watery liquor had a full senna flavour, and was taken as a dose without producing any decided laxative action, though this single experiment would not justify my saying that the extractive matter, soluble both in spirit and in water, was quite devoid of activity. The green matter soluble in spirit and not in water was next made into a draught; it might be considered to contain the chlorophyll and resinous matters of the senna. As dilution with water precipitates this extract, mucilage was used for its convenient suspension, and it was taken as one dose. It had a senna flavour much covered by the spirit (3 fluid drachms), a slight sweetness like liquorice, and a little bitter and aromatic taste. As far as effects were concerned, it might have been taken as a cordial. In general I have great respect for the testimony of Sir R. Christison, but in respect to senna, I think it is evident we cannot accept his statement that the active parts are freely extracted by rectified spirit. After this experience, I was not disposed to expect any active effects from the B.P. tincture of senna, and as an experiment took 1 fl. oz. for a dose and did not find any effect at all. It might well be removed from the list of official tinctures; and in the compound senna mixture a little addition to the compound tincture of cardamoms and infusion of senna would compensate for its omission.

JALAP.

The pharmaceutical preparations of this drug are almost limited to the powder and resin. The activity depends upon two resins, both of which are soluble in spirit, but only one soluble in ether, and both are purgative. The matter capable of being extracted from the root by water is mucilaginous and inert. I have taken a dose of the watery infusion, prepared by macerating 2 drachms of powdered jalap in 2 oz. of water for several days, with agitation, pouring the whole into a percolator, and adding as required more water

till the percolate measured 3 oz.; this draught had a sweetish, nauseous taste, but no activity. About 50 per cent. of the jalap is dissolved by this treatment, and all this inert matter is put into the official extract of jalap without any palpable advantage. It does not impart to the extract the property of emulsifying with water, which might be a possible advantage if attained, and which may be accomplished by treatment such as is used for the production of emulsions of other gum-resins. That portion of jalap-resin which is soluble in ether is closely analogous, if not absolutely identical, with resin of scammony. The resins of jalap and scammony do not emulsify so well with water or dilute mucilage as many other gum-resins, but their solubility in soapy liquors facilitates their administration in the liquid form, when so required. The B.P. mixture of scammony-resin with milk, as a purgative draught for children, may, if desired, be replaced by an alkaline solution of the same resin, produced by rubbing the powder with B.P. soft soap and adding mucilage and water. Almond emulsion gives pretty good results, but caustic potash, aromatic spirit of ammonia, and some other alkaline liquors which I have tried, fail to give a satisfactory suspension of the resin.

The brown resin of jalap, or the white jalapin of commerce, may be emulsified with soap in the same manner. Four grains of jalapin, 4 grains of soap, 4 drops of water, rubbed smooth, form an almost perfect solution on the addition of so much water as is required to make a draught. It takes a more emulsive character if a drachm or two of mucilage of acacia are added, but the natural acidity of the gum gives it a curdy character unless neutralized with a little alkali. The white jalapin does not give a very white emulsion, and the brown resin, of course, gives a more highly coloured one.

Tincture of jalap, like other tinctures containing resins, is best prescribed in aqueous mixtures along with mucilaginous matters which have the power of keeping the precipitated

resin in a state of suspension, or along with powdery matters, such as rhubarb and magnesia, to which the precipitated resin may adhere, and be protected from adhesion to the sides of the bottle.

The administration of jalap, either as its simple or compound powder, requires no comment.

LECTURE XXIX.

PHARMACY OF SPECIAL DRUGS: GUM-RESINS, ESSENTIAL OILS, ETC.

Gum-Resins: Ammoniacum, Assafoetida, Guaiacum, Myrrh, Tolu, Benzoin, Copaiba—Essential Oils—Liquid Extract of Male Fern.

GUM-RESINS, ETC.

It may be desirable to give some few general comments upon those articles of materia medica which are of a gummy and resinous nature, and then a few words applied individually to several of them. Ammoniacum, assafoetida, and myrrh are good typical cases; they are partially soluble in water, capable of being made into emulsions by appropriate treatment, partially soluble in spirit, which probably extracts from them all that is of therapeutic value, and the question presents itself as to the relative merits of aqueous or alcoholic preparations of these and allied drugs. There are many other drugs which might be studied along with these, and the pharmacy of which will naturally be determined by similar considerations, such as the resin of copaiba, balsam of tolu, gum-benzoin, guaiacum, and, less directly, the resinous matters which are contained in many articles of vegetable materia medica. Myrrh, ammoniacum, and other gum-resins, containing so much matter soluble in water as suffices to divide and emulsify their resinous constituents, are usually best treated with a small proportion of water, and a free allowance of time for their first disintegration. The gum being fresh and soft, incapable of being powdered, should be roughly bruised and covered with about an equal weight of water in the

mortar, not adding more till the lumps have entirely disappeared. Occasional rubbing, with intervals of an hour or more, will, without much labour, reduce the whole to a smooth pulp, *dissolution*, if not solution, being more complete than it would have been by the action of alcohol, and with the advantage that dilution with water subsequently does not cause an inconvenient separation of the resins, which are diffusible, though not soluble, in the menstruum which is ultimately the vehicle for the administration of almost every medicine given in the liquid form. The influence which one body exerts upon the solubility of another, should never be lost sight of in studying a problem of this kind. The gum-resin, reduced to coarse powder, and shaken with a bulk of water, will not readily produce so perfect an emulsion as the same ingredients used ultimately in the same proportion, if treated with the small proportion of water in the first instance, as directed above. Guaiacum, on the other hand, which is almost insoluble in water, dissolves into a thick, syrupy fluid with an equal weight of rectified spirit, and this, on dilution with double this quantity of spirit, becomes more turbid, and slowly deposits a portion of the guaiacum, neither water nor spirit producing a satisfactory emulsion by simple treatment. Mechanical powdering is scarcely so satisfactory a division of a resinous body as could be wished to insure its best therapeutic action ; nor are we any better off if the resin be dissolved in spirit, as separation takes place on dilution with the water required to make the dose potable. Where an emulsive condition is practicable, it is generally to be preferred for the administration of resins, gum-resins, oleo-resins, balsams, resinous extracts, and some essential oils, unless the dose be so small that they may be given in pills.

AMMONIACUM.

The dose of this gum being 10 to 20 grains, its administration in the pilular form is not convenient excepting where it is an adjunct to more active remedies ; and the fluid

form officially recognized is a simple emulsion— $\frac{1}{4}$ oz. of the gum rubbed with 8 oz. of water and strained through muslin—the formula apparently leaves little to be desired, and little room for comment, the most important point being the action of time. Rubbing the gum with a small quantity of water before dilution makes a more perfect mixture, as evidenced by the following experiment:—One ounce of gum-ammoniacum beaten with water into a soft pulp and rubbed occasionally during two days, water being added to compensate for evaporation, then made up to 2 fl. oz., allowed to subside, and the creamy portion decanted; the sediment further rubbed with portions of water, and the milky portion again decanted till the decantates amounted to 2 oz. A creamy emulsion was thus produced, which keeps well and is theoretically half the strength of the dry gum; but $\frac{1}{2}$ oz. of it mixed with $7\frac{1}{2}$ oz. of water makes a good emulsion more sapid than the B.P. ammoniacum mixture, though prepared with the official materials used in the official proportions.

Tinctures of ammoniacum have been adopted in some cases with the view of having a more concentrated preparation than the official mixture, and capable of yielding its medicinal equivalent by adding 1 drachm to 7 drachms of water as a dose; but the spirituous solution does not make so good an emulsion when diluted with water as the above concentrated emulsion. Judging from the taste of the emulsions made by the B.P. method and by the slow method, there is probably only about one half the gum actually emulsified in the ordinary working of the official formula; if this were all it might have passed, but we must remember that it is not only the waste of half the material, but the risk that the product may vary in strength to a large degree, according to the patience of the operator, or other circumstances not dependent upon the quantity or quality of the materials employed. Above all other considerations, the quality of constancy is to be aimed at. A formula, if it gives half the strength or double the strength com-

monly obtained by the old process, can easily be adjusted to the requirements of the patient by increasing or diminishing the dose prescribed; but a formula which, with every intention of fidelity on the part of the operator, gives results differing at one time from those obtained at another time, or by another dispenser, is a source of annoyance to the prescriber, and shakes the confidence of the patient.

ASSAFOETIDA,

For internal use, is generally given in the form of pills, its offensive taste and odour almost prohibiting other modes of administration. Before making into pills, it requires to be freed from the mechanical impurities, such as splinters of wood or bark, which are commonly present in the crude gum. These are better separated by powdering and sifting than by straining; but the softness of the gum necessitates some assistance in the operation, the best being a low temperature. A sufficient supply should be powdered and sifted during frost to last over the warmer part of the year, and the powder thus obtained will remain fit for pill making even in hot weather; for though it may become a hard mass, it is free from foreign matters, and may be beaten with other materials into a satisfactory pill-mass. When it is necessary to keep assafoetida in a powdered state, it may be conveniently done by softening the gum in a water bath, and incorporating with it one-tenth of its weight of calcined magnesia; when cool this becomes hard enough to be powdered at any season, and retains its pulverulent condition. In dispensing it, however, the presence of the magnesia must not be overlooked.

For the production of an emulsion, in which condition assafoetida is used as an enema, the soft gum should be preferred, and the gum beaten to a soft pulp with a small quantity of water before adding the bulk. The addition of other mucilaginous bodies is not essential, at least if the

emulsion is to be used soon after making. When the tincture of assafoetida is prescribed for internal use, it is better emulsified with mucilage of acacia or tragacanth, pouring the tincture into the mucilage in a mortar, with constant stirring—equal volumes are suitable—adding water to prevent the mixture becoming very thick before the final additions of the tincture are made.

The foetid spirit of ammonia is a much less potent preparation as far as the action of assafoetida is concerned; it is also less nauseous, and its pharmaceutical manipulation requires no comment.

GUAIACUM RESIN.

Though commonly spoken of as gum-guaiacum, this substance is more purely resinous in its character than ammoniacum, assafoetida, or myrrh. It does not readily yield an emulsion worthy of the name, long trituration with water, in large proportion or small, failing to effect a true disintegration of the mass. Its dose is said to be 10 to 30 grains, but in the form of ammoniated tincture the dose is 6 to 12 grains. Probably the resin, given in powder suspended in water, is wanting in activity, consequent upon its insolubility and the impracticability of effecting a perfect division by mechanical means.

The active part of the drug is freely soluble in rectified spirit, but so promptly thrown down again on dilution with water that the tincture itself is not altogether a convenient preparation. It is customary to direct the tincture to be mixed with milk at the moment of taking, thus producing an emulsive draught in some measure covering the pungent taste, and preventing the loss of active matter which would be deposited on the sides of the drinking vessel if the dilution were effected with water; but it is more to be desired that a better form of guaiacum mixture should be introduced, rather than to leave in the hands of the patient the task which the pharmacist finds inconvenient. The mixture, as at present

official, allows the subsidence of part of the resin as a layer of deposit which is not readily shaken up; this rough, imperfectly suspended matter might be removed by straining through muslin with as much reason and propriety as this is done in making the mixture of ammoniacum, but I must add, with as much dissatisfaction and impropriety, for in both cases it involves the loss of some—and it is an indefinable quantity—of the active matter. Our first aim—a constancy of therapeutic value—is thwarted by the inability of the process to yield a satisfactory emulsion. A better method is to convert the resin into a tincture, to dilute that tincture with an equal bulk of glycerine, which forms a clear, brown, syrupy solution, and to pour that solution, with constant stirring, into a thick mucilage of acacia or tragacanth, lastly adding the water to give the required bulk.

An ounce of powdered resin of guaiacum, rubbed with $\frac{3}{4}$ oz. of rectified spirit, produces a thick, syrupy solution, nearly clear, which becomes more turbid on adding more spirit; and if it be required to produce a concentrated tincture, it is better to dissolve in a larger quantity of spirit, and, after filtration, reduce the bulk by distillation. But a little spirit can scarcely be objectionable under any circumstances where the use of guaiacum mixture would be appropriate, and it is quite convenient to make the tincture as follows:—

Take of—

Powdered guaiacum-resin .	.	1 oz.
Rectified spirit	3 oz.

Macerate, with occasional agitation, for twenty-four hours, then settle and decant the clear portion, throwing the sediment on a paper filter; after it has drained, pour on the surface of the contents of the filter $\frac{1}{2}$ oz. of rectified spirit, or as much as may be required to make up the total measure of the filtrate to 4 fl. oz. This forms a strong tincture suitable as a basis for the production of an emulsive mixture of guaiacum as follows:—Take of the strong tincture of guaiacum, 1 oz.; glycerine, 1 fl. oz.; mix, and pour, with

constant stirring, into mucilage of tragacanth, 10 oz.; then add water (or cinnamon water) sufficient to make 1 pint. Mixture of guaiacum made in this way does not settle rapidly and is easily shaken up; it is nearly white, milky, and free from grittiness. If mucilage of acacia be used instead of tragacanth, it settles more readily, though it is still much superior to the old form; it also speedily acquires a blue-green colour.

MYRRH.

Myrrh is possessed of very little therapeutic value; some authorities say it is without medicinal effect, others attribute to it a modifying action upon aloes and some other drugs, but the cases in which it is prescribed for its own action are almost confined to gargles and dentifrices, its utility in these preparations depending upon it being a pleasant aromatic antiseptic. I have already said that myrrh may be converted into a creamy, smooth emulsion by the action of an equal weight of water with occasional rubbing in the mortar and soaking between whiles, extending over several hours. This emulsion may be diluted with water, glycerine of borax, or other menstrua without further separation, except a slow subsidence of a little resinous matter, which takes place either in the concentrated or dilute emulsion, but which is readily miscible again on agitation. The tincture of myrrh, on the other hand, usually mixes well if freely diluted with water, but deposits only globules on the sides of the bottle if the proportion of water be twice or thrice that of the tincture. In diluting the tincture thus, the separation of these large globules of oil may be prevented by the use of a little mucilage of acacia or tragacanth, to take the place of that portion of the myrrh which is soluble in water but not contained in the tincture.

BALSAM OF TOLU AND GUM BENZOIN

Have but little therapeutic value, and are perhaps more used as flavouring agents than as actual remedies. Their tinctures may be considered to represent all the properties of the drugs respectively, but have the objection for internal use that they do not bear the requisite dilution with water without suffering the inconvenient separation of the resinous matter. If the flavour only be aimed at, the watery solution may be obtained clear and aromatic by adding the tincture to the water, and after the bulk of the resin has precipitated, making a small addition of sulphate of alumina, and then an equivalent of hydrate or carbonate of potash; the precipitated alumina then takes down with it the resinous matter which was suspended in too fine a state of division to allow of separation by filtering paper without such assistance. By this method a bright aromatic syrup of tolu may be obtained, which, however, does not contain the acids of the balsam which are present in the syrup produced by the official process. The cinnamic and benzoic acids are apparently of little or no medicinal value, and it is mainly for the sake of their aromatic qualities that these two gum-resins are used; if it be desired to administer their resinous constituents also, that is most conveniently done by operating in the same way as described for guaiacum. The tolu and benzoin dissolve well in strong spirit, but the tincture does not so well bear additions of water or glycerine, though it bears the latter better than the former. To make an emulsion, the process may be the same as that given for guaiacum mixture, except that the tincture should be half the strength; the proportion of tragacanth or acacia in the ultimate mixture should not be less than there indicated, and the mixture of the tincture with the glycerine should be made at the moment when required, as separation of the resin commences so soon as the glycerine is added to the tincture,

and would probably not yield so good an emulsion if the tincture and glycerine were kept ready mixed for any length of time.

COPAIBA.

The dose of copaiba balsam is such as almost to necessitate its being given in the fluid form. Capsules holding 20 grains are too large for convenient swallowing, and the full dose being a fluid drachm, several such would have to be taken at a time if the full dose were demanded. The nauseous character of the drug is an obstacle to its administration in the form of electuary. The emulsion, and soluble solution, are the two forms which most generally find favour, and of these the emulsion best represents the total activity of the drug. Copaiba is readily emulsified either with mucilage alone or with the addition of solution of potash. Spirit and spirit of nitrous ether form imperfect mixtures with the balsam, and aid its division in water, but are much less effective for this purpose than mucilaginous matters, and if added to a mucilaginous emulsion tend to cause its separation. The balsam, if heated with solution of carbonate of potash, dissolves some of the alkaline salt and becomes miscible with water, so that a teaspoonful when stirred into a wineglassful of water makes a milky emulsion without any addition. This miscible copaiba is prepared as follows:—Take of carbonate of potash (sub.), 1 oz.; water, 1 oz.; dissolve, and add balsam of copaiba, 16 oz. Heat to boiling for a few minutes, allow it to cool, and filter.

As balsam of copaiba is of variable composition, the result of working this and other formulæ for copaiba liquors, will sometimes give trouble, and require variation in the quantity of the alkali used. This I have found to be the case in making the soluble liquor of copaiba, which is often preferred to the above because it makes a clear solution when diluted with water, and is in some degree less nauseous.

*Alkaline solution of copaiba, soluble in water:—*Take of

balsam of copaiba, 24 oz. ; liquor of potash, 48 oz. ; water, 120 oz. ; boil together, and when cooled to 140° Fahr., add spirit of nitrous ether, 12 oz. ; allow the mixture to stand a few days, separate the clear solution from the sediment and from the supernatant oily fluid. If the solution cannot be obtained clear by filtration through paper it may be shaken with magnesia or Fuller's earth—about 10 grains to each ounce—and the filtration repeated. Some writers say that magnesia used in this way has the power of removing "copaiba" from its solution in caustic potash, a statement which is not sufficiently definite to have much value, and to which I do not attach much weight. The solution made as above has much the same taste after agitation with magnesia and filtration as it has before, and probably has much the same activity. Authorities generally are agreed that the chief activity of the balsam resides in its essential oil, and it is more likely that the magnesia separates the resinous matter, leaving the oil in solution ; but the same consideration would lead to the conclusion that the soluble alkaline solutions of copaiba must be deficient in activity, as the oil is not freely soluble in aqueous solutions of potash. It is not unlikely that each constituent of the drug has some therapeutic action, and that the presence of one affects the solubility of others. In the absence of a systematic investigation of the chemistry of this drug, and of the therapeutics of each of its constituents, the safest practice is to use such preparations as contain the whole of the balsam. The balsam being the product of various different plants, it is not to be expected that it can be quite uniform in nature, and it must not be supposed that a sample is adulterated because it differs from some other sample, or published description. The essential oil seems worthy of a more extended use than it has hitherto met with. When we take into consideration that competent authorities credit it with the chief, if not the only, power of the balsam, that its dose is only half the bulk, and that from the nature of the case there is greater

probability of uniformity, the essential oil ought certainly to have so systematic a trial as should either result in its general adoption, or prove it not to be *the* active principle of the drug.

Either the balsam or the oil may be satisfactorily emulsified by rubbing in a mortar with its own weight of powdered gum-acacia, then adding water in the proportion of 2 parts to 1 of the gum used, and rubbing actively till a smooth, white, creamy emulsion is produced, after which more water may be added to give the required bulk ; and then any other medicines that it may be desired to administer along with the copaiba.

ESSENTIAL OILS.

There are few cases in which essential oils are prescribed which require any pharmaceutical skill for their dispensing, turpentine as an anthelmintic, juniper as a diuretic, santal as a venereal remedy, and some of the pine oils as inhalations, being the most important. The instructions of the Pharmacopœia of the Throat Hospital for the making of inhalations, are to mix 2 drachms of the essential oils, and 1 drachm of light carbonate of magnesia, with water enough to make 3 fl. oz., the object of the magnesia being to keep the oil so divided and distributed through the water as to facilitate its apportionment by the patient as required. This function the magnesia performs effectively and with facility. Put the magnesia into a dry bottle, pour the oil upon it, and shake till the latter is absorbed ; then pour in half the water, and repeat the shaking till a uniform mixture is obtained ; lastly, fill up to the required measure with water.

The density of the combined magnesia and oil in the proportion used, is greater than that of water, so that a slow subsidence takes place, leaving a stratum of clear water at the top, the bulk of the oil, though undissolved, being attached to the magnesia and carried down with it. If starch be used in the same proportion, the combined starch and oil being lighter than water, come to the top, and to bring the

gravity to about that of water, the starch requires to be used in a threefold proportion; that is, 3 drachms of starch to 2 drachms of the oil and 3 oz. of water. Under these circumstances the starch settles slowly, but when once settled, does not shake up again so readily as the carbonate of magnesia. Clay settles more readily in the presence of the essential oil than in pure water, but when settled, shakes up readily.

Many other absorbent powders might be used if there were occasion to vary the composition, but for purposes of inhalation no advantage could be expected from any change, as the light carbonate effects everything that can be desired of it, and, indeed, it might be used for the internal administration of essential oils generally. Oils of juniper, turpentine, &c., may be made into convenient draughts or mixtures by the same methods, and it would very rarely occur that the light carbonate of magnesia would be inappropriate therapeutically in the quantity required. Hitherto it has been more common to prescribe these latter, and any other oils given in doses of more than a few drops, in the form of emulsions. Most, if not all, can be conveniently emulsified as directed under the head of Balsam and Oil of Copaiba.

The use of magnesia to aid the suspension of resinous or oily matters is often convenient. Tincture of tolu, and simple tincture of guaiacum, when diluted with water in a mixture, are apt to deposit their resins on the side of the bottle, or in clots which cannot be shaken up into a takable condition. The presence of almost any finely-divided matter in suspension in the water helps the suspension of the resin, by attracting the liberated particles at the moment of precipitation, and preventing their adhesion into masses. The addition of 10 grains of carbonate of magnesia, heavy or light, to a drachm of tincture of guaiacum, permits of its dilution with an ounce of water without the agglomeration of the resin. Various other resinous tinctures, which at times give trouble by precipitation of their resin in an adhesive form, cease to present that annoyance in the presence of insoluble powders.

The mixture formed in this way is not so perfect as that which may be obtained with gum as an emulsion, and when a good emulsion is formed with gum and an oil, the addition of magnesia, &c., tends to its injury.

Liquid extract of male fern may be readily emulsified by rubbing with an equal bulk of solution of potash, and then adding 2 or 3 volumes of mucilage of acacia, and finally 15 to 20 volumes of water. An equally good emulsion may be made without the alkali, but it requires more patient rubbing. The extract being rubbed with its own weight of powdered acacia till thoroughly mixed; then, 3 parts of water being added, the rubbing is to be repeated till thorough mixing is again effected; and finally the remaining water which is required to give the desired bulk and fluidity. In place of a drachm of solution of potash, a scruple of soft soap and a drachm of water may be used, with very satisfactory results.

LECTURE XXX.

PHARMACY OF SPECIAL DRUGS: IODINE, SULPHUR,
PHOSPHORUS, MERCURY, BISMUTH.

IODINE AND ITS COMPOUNDS.

MOST of the official iodides are satisfactory as regards uniformity and permanence, the exceptions being the iodide of iron and green iodide of mercury, the former of which it is scarcely practicable to keep in satisfactory condition in the crystalline or fused state, but which may be preserved quite well in solution in contact with an iron wire, and preserved in small bulks, so that when the bottle is once opened it may be promptly used,—exclusion of the air being all that is necessary to prevent change beyond a very minute oxidation, and that is provided against by the iron wire which maintains the solution in the ferrous condition, the absorbed oxygen derived from the air in the neck of the bottle being deposited as ferric oxide, which should be filtered out at the time of using. This change takes place more slowly in the presence of sugar; but the use of an iron wire in a bottle of syrup is not convenient, the viscosity of the liquid, which is probably one source of its slowness to oxidation, being an obstacle to the reduction of an oxidized solution, or to the separation of a deposited ferric oxide. When the syrup is prepared it should be preserved in small, well-corked bottles, so that it may be put into the hands of the patient in a condition as little oxidized as possible. Even under these circumstances patients often fancy the new supply is different

from that which they have just finished, the yellow colour of the latter having developed without notice during the course of taking the supply.

The green iodide of mercury is frequently met with contaminated with the yellow iodide, and there are few occasions when it would not be at least equally appropriate to prescribe calomel and iodide of potassium.

The other iodides are definite, permanent, reliable, and tractable, presenting no difficulty to either prescriber or dispenser.

There have been several iodine compounds unofficially introduced into medical practice which demand a passing notice.

Free iodine, either in the form of liniment or ointment, causes an unpleasant harshness and discoloration of the skin, effects which it has been sought to obviate by the use of so-called colourless tincture of iodine, the object being to form a colourless combination of iodine more active than iodide of potassium. The object is attained by having part of the iodine combined with oxygen, and a corresponding portion combined with potassium, so that, in the presence of an acid, both portions of iodine are liberated, while the potassium and the oxygen unite with the acid to form a potash salt. For the development of this change, the acidity of the secretions suffices.

The following may be accepted as a good working formula for a tincture of this kind :—

Tinct. Iodi Alb.

Take of—

Iodine	6 dr.
Rectified spirit.	1 pint.
Fused potash.	q.s.

Put the iodine into the spirit and add 4 drachms of fused potash, stir till the brown colour is changed to pale lemon yellow, and decant from any potash not dissolved. If this potash be not sufficient for decolourization, more may be

added, taking care that the quantity dissolved be not in excess of that required. It is not impossible that under some circumstances iodine gradually liberated by the action of acid secretions upon a compound of this kind, may be more therapeutically active than that which is applied in the free state. Tincture of iodine mixed with carbolic acid does not show any prompt action, but if the carbolic acid be mixed with the decolourized tincture, and then sulphuric acid added in quantity sufficient to neutralize the potash present, the iodine, instead of being set free, attacks the carbolic acid and probably also the spirit, so as to produce a light brown solution with but little odour of either iodine or carbolic acid—a compound liquor probably resembling that known in pharmacy under the barbarous title of carbolate of iodine.

Iodized lint and cotton wool have been suggested as affording a simple mode of obtaining the gradual and continuous action of iodine locally. They may either be prepared by dipping the absorbent material in a solution of iodine in spirit, the strength of the ordinary tincture or of the liniment, according to the desire for a mild or strong iodization, passing them through an india-rubber mangle, and exposing to the air till the spirit has evaporated. I have found but little demand for such materials, and cannot speak of their action, but it has surprised me how long the lint thus prepared has retained its odour of iodine. Some I have had about six years folded in gutta-percha tissue has rotted the tissue, but still retains its dark brown colour and some odour of iodine. It only slowly loses colour exposed to the air at water-bath heat, but promptly becomes white under the action of caustic potash or hyposulphite of soda.

The internal administration of iodine in a form possessing much of the constitutional effects of free iodine in a moderated degree, but without the physiological effects of the bases with which it is commonly combined, has been attempted by combining the iodine with starch, tannin, or some other organic matters. The gradual liberation of the iodine from

its state of combination as the organic material undergoes digestion, is supposed to introduce it into the system with less irritation than results from the use of the iodine in its uncombined state; but these compounds can scarcely be regarded as having an established utility, or as having theoretical recommendations sufficiently strong and clear to justify the substitution of compounds wanting the reliability and definiteness of pure chemicals. As there are several preparations known under the name of iodide of starch, it is incumbent upon the prescriber to indicate clearly by what formula he intends the iodide to be prepared, and to watch closely the effects upon the patient. The same objection applies to the "Sirop iodotannique," of which there are several formulæ published, containing different proportions of iodine, and probably most of it converted into hydriodic acid by the reducing action of the tannin.

SULPHUR.

For internal use, sulphur is most frequently given in the form of electuary. Its bulky dose, its insipidity, and its reluctance to make a satisfactory mixture with water, all tend to the adoption of this form of administration; but the official formula is not quite satisfactory, the syrup being too fluid to keep the sulphur and cream of tartar well suspended, and liable to crystallization by keeping; a more pulpy vehicle would be preferable, such as tamarind or cassia pulp, confection of hips or the pulpy part of marmalade, or the present form might be modified by the addition of tragacanth to prevent subsidence, and glycerine to prevent crystallization.

The difficulty of mixing sulphur with water, which stands in the way of its being commonly prescribed in mixtures, apparently depends upon the adhesion of air to its surface and the little adhesion which subsists between sulphur and water. The mixture may be effected perfectly and readily by rubbing the sulphur with spirit, syrup, or glycerine, but though there

is no difficulty in effecting the mixture, and no tendency of the sulphur to separate and come to the surface so long as these fluids are not diluted, this disposition is developed on diluting them freely with water. Boiling the sulphur with water is the most effectual mode of overcoming this property, and enables a satisfactory mixture to be made. Another expedient is to adopt roll sulphur, and powder it under water. In this case a small portion persistently rises to the surface of the water; it probably consists of that part which, having been the outside of the mass, has attached to it a film of adhering air, while all those particles which have occupied the interior of the mass, and been exposed to water only, have no tendency to float, because of the absence of the film of air which there has been no opportunity of becoming attached to their surface. The tendency to float makes its appearance again, of course, if the sulphur be allowed to become dry. This explanation naturally suggests itself from the nature of the phenomena just detailed, but it must be admitted that it is not perfect; perhaps we may suggest that there is a want of molecular harmony between the sulphur and water which renders their attachment to one another so remarkably feeble. There may be supposed to be a similar want of harmony between oil and water, and it is worthy of remark that gum-acacia, which has such a notable power of emulsifying oil and water, has an equally notable power of inducing the mixture of sulphur with water. A mixture much resembling an emulsion may be made by rubbing $\frac{1}{2}$ oz. of precipitated sulphur with 1 oz. of mucilage of acacia, and water sufficient to make 8 oz. The German compound liquorice powder,*

* *Compound Liquorice Powder (Ph. Germ.)*

Take of —

Powdered senna leaves	.	.	12 oz.
„ liquorice root	.	.	12 oz.
„ fennel seed	.	.	6 oz.
Sulphur	.	.	6 oz.
Powdered sugar	.	.	36 oz.

Mix all together.

which contains one-tenth of its weight of sulphur, does not show this peculiarity, which is overcome by the bulk of the accompanying materials. A small quantity of senna or other mucilaginous matter is more efficacious in giving miscibility to sulphur than a larger proportion of sugar. The action of gum in facilitating the suspension of powders in water is commonly attributed to the viscosity which its presence produces, but that is no explanation of the action which it has in getting rid of the floating tendency of sulphur, and is only an obscure explanation of the power which it possesses of promoting the passage of a fine precipitate through a paper filter. Probably the mucous fluids of the stomach aid the absorption of finely-divided, insoluble powders by facilitating their passage through the tissues. It is remarkable how much chalk will pass through ordinary filtering paper if an ounce of it be rubbed into a smooth, creamy condition with mucilage of acacia, and then diluted with a pint of water, and how comparatively small a quantity will pass through a similar paper if the chalk be rubbed with water without the gum. We might anticipate an increased activity of insoluble powders by having them in this condition of suspension, were it not that the animal mucus probably effects under any circumstances all that the gum can accomplish in this direction, unless the gum were used to prevent the aggregation of the molecules of a precipitate during its formation, as has been done with gelatine and some silver precipitates in the case of the so-called photographic emulsions.

PHOSPHORUS.

The pharmacy of phosphorus is determined by its great tendency to oxidation, and its sparing solubility in the menstrua suitable for its administration. The former quality determines the necessity of having the preparations made as wanted, or protected effectually against atmospheric action; the latter quality prevents our extemporizing suitable phar-

maceutical solutions as required. The official phosphorated oil is probably as good a form as can be devised for keeping phosphorus ready for dispensing in the liquid form; it keeps fairly well if bottled in small quantities, so as not to have the bottle many times opened during the time its contents last. It may be emulsified with acacia, or with almond powder if required to be given without further addition of oily matter, or it may be added to cod-liver oil, suitably in about the proportion of 10 minims to each ounce; in which case a half-ounce dose of the cod-liver oil will contain $\frac{1}{32}$ of a grain of phosphorus.

The official phosphorus pill does not seem to have given general satisfaction. It takes more time and trouble to make than is required for the dispensing of phosphorus by the method indicated on page 304, under Dispensing, and does not keep so perfectly as to give confidence in the good condition of any which has been long made. It was designed with the view of being kept under water, and the insolubility in water, which is considered advantageous from facilitating its protection against the action of the air, has been viewed with disfavour from its retarding the solution in the stomach. This, however, is not a serious objection, as the addition of soap or other soluble matters to the mass at the time of making into pills facilitates its disintegration in the stomach. A phosphorus mass, readily made, readily dispensed, and suitable for keeping either in an air-tight bottle or under water, may be obtained by the following formula:—

Take of—

Phosphorus	5 gr.
White clay, in powder,	
Cacao butter	āā 1 dr.
Lard	25 gr.
Sulphide of carbon	$\frac{1}{2}$ dr.

Put the phosphorus and sulphide of carbon into a mortar, and so soon as the former is dissolved add the clay; mix rapidly, and before the sulphide has had time to evaporate

add the cacao butter, and continue the rubbing till the odour of the sulphide has passed off and that of phosphorus is developed; then add the lard, and work into a mass which contains 1 grain of phosphorus in half a drachm. This is stronger than convenient for dispensing as phosphorus pills without additions, but not stronger than desirable if required for giving along with quinine, iron, nux vomica, &c. For dispensing as pure phosphorus pills, the quantity of phosphorus would be conveniently reduced without altering the quantities of the other ingredients; thus, taking 1 grain of phosphorus, and dividing the mass into thirty-two pills, if the required dose were $\frac{1}{32}$ of a grain, and so on.

If it were necessary to prescribe phosphorus in an aqueous mixture, the same mode of operating would provide the means. Thus:—

Take of—

Phosphorus	1 gr.
Sulphide of carbon	$\frac{1}{2}$ dr.
White clay, in powder	$\frac{1}{2}$ dr.
Mucilage of acacia	4 dr.
Water, to	4 oz.

The phosphorus being dissolved in the mortar, and the clay rubbed with the solution, the mucilage added before the sulphide has passed off, and the rubbing continued till a smooth mixture is obtained with an odour of phosphorus, but none of sulphide of carbon, and finally the water. The mixture is almost like an emulsion in character, and contains $\frac{1}{32}$ of a grain of phosphorus per drachm in as perfect a state of division as any one could desire.

MERCURY AND ITS PREPARATIONS.

For internal use, mercury is given in the metallic state as blue pill or grey powder. It has sometimes been said that they owe their activity to a portion of the mercury becoming oxidized, but as the proportion of oxide in blue pill, even when long kept, is very small, and its activity is not wanting

when quite freshly prepared, there does not seem any reason for supposing that finely-divided mercury is not the essential and only legitimate source of activity.

Grey powder has been many times examined, and generally with the result that there is sufficient oxide present to add greatly to its medicinal effect, and not unfrequently to give it a violence of action quite objectionable.

Theoretically, blue pill and grey powder, both being essentially finely-divided mercury, should be nearly, if not quite, identical in effect; yet I have known practitioners express strong objection to giving a child blue pill, when they would not hesitate to give to the same patient a few grains of grey powder or a little calomel. Much of this feeling is simply an effect of custom or habit, and though the propriety of the administration of one drug or another is a problem the solution of which belongs to medical men only, the chemist or pharmacist cannot do otherwise than consider the theoretical merits of the two preparations, and urge upon the attention of the medical profession, when opportunity offers, the facts which are undeniable and the arguments which are strong in favour of giving the preference to blue pill whenever practicable. If finely-divided mercury be the desired remedy, it is more reliably attained by the use of blue pill. If an oxidized mercury be desired, the grey powder is not a reliable mode of its production. My own observation confirms the impression that blue pill is milder and more uniform than the grey powder of commerce in its action; and my analyses confirm those of others that the grey powder contains variable proportions of the mercury in a state of grey oxide, and not uncommonly traces, and in some cases palpable quantities, of the mercury in the state of its higher and poisonous oxide. While this unsatisfactory mercurial continues official—and that will probably be for long to come—the pharmacist's duty is to make frequent examinations of his samples if he purchases them ready made, which is the common custom in consequence of the troublesome length of

the process when performed by hand, and the difficulty of producing a product which looks so well as that made on the manufacturing scale by machinery. The Pharmacopœia directs that the grey powder should be prepared by rubbing together the chalk and mercury in a *porcelain mortar* until metallic globules cease to be visible *to the naked eye*.

If these instructions be literally obeyed there is little fear of the mercury undergoing more than the requisite degree of comminution, and consequently less fear of oxidation. It has been suggested to use sugar, or sugar of milk, instead of the whole or part of the chalk, but it is not found that sugar in the dry state has any protecting power over the mercury. The greater stability of blue pill is consequent upon its physical condition—its comparative imperviousness to air. I should rather seek to facilitate the extinction of the mercury, so as to remove as far as practicable the temptation to buy machine-made grey powder, and to inculcate the cessation of the trituration so soon as the mercury ceases to be visible to the naked eye. It has been suggested to make the grey powder by putting the mercury and chalk into a bottle and shaking them together, a process which it appears to me is a more rapid way of obtaining the first division of the mercury, but which does not more readily effect its complete extinction. Other operators have thought advantage was found in having the chalk especially dry, or in adding a little moisture, neither of which expedients has appeared to me to make much difference to the length of the operation. When pure mercury and pure water are shaken together, the mercury undergoes very little division, but if gum be added, insufficient to make an appreciable thickening of the liquor, the division of the mercury takes place freely, and when once divided into minute globules 0·01 of an inch in diameter and less, the gum may be washed away without causing the mercury to run together again; but this does not facilitate the making of grey powder, because it only accomplishes that which is readily effected by shaking together the mer-

cury and chalk in the dry state, and fails to accomplish the final extinction which is the only point of difficulty. A more effectual, indeed a perfectly effectual, way of overcoming the difficulty of dividing the mercury, is to destroy its fluidity by amalgamation. Most of the familiar metals would be inadmissible for this purpose on account of their physiological activity, but three which I have tried with success, as far as regards physical requirements, are also probably quite unobjectionable in a therapeutic point of view. Mercury, 100 parts, amalgamated with 30 to 40 parts of bismuth, with $1\frac{1}{2}$ parts of sodium, or with 1 of magnesium, so far loses its fluidity that it can be rubbed with 200 grains of chalk into a smooth grey powder, with no more trouble than it would take to rub the chalk into a smooth grey powder with any dark-coloured material, such as a few grains of lamp-black. The fact is, the mercury ceases to be visible to the naked eye before the knots of chalk cease to show as white specks. The presence of one-third of a grain of bismuth in a 3-grain grey powder could scarcely be objectionable, still less so the presence of $\frac{1}{300}$ grain of sodium or $\frac{1}{300}$ grain of magnesium. These two latter metals would no doubt be converted into soda and magnesia by keeping, or immediately on contact with water. On the other hand, having thus overcome the difficulty of preparing "home-made" grey powder, the question arises, Have we not produced an article which will be open to the same objections as apply to that made by machinery? Probably the only safe grey powder for long keeping would be such as most pharmacists would condemn as badly made, and the only advantage gained by the adoption of the process indicated above would be the facility it affords for the user making a little as he wants it, and knowing how old or new his stock may be. That is perhaps all that can be hoped for in a preparation of this nature. I should rather look upon a finely-divided mercury in a pulverulent form as essentially objectionable, and the entire removal of which from our list of therapeutic agents a

thing to be desired, on the ground of its being incapable of accurate definition, and unreliable as regards the degree of its activity. Any one disposed to try the experiment of making grey powder with the aid of any of the three metals above named, will find the magnesium slow to amalgamate, but expedited by heating the required quantity with the mercury in a test tube or flask. On the other hand, if he uses sodium, the union with mercury, which at first may be reluctant to begin, is apt to develope almost explosive violence. It is best to use a bulk of mercury and add the sodium in small fragments, allowing one to exhaust the violence of its action before adding the next, and when the required quantity has been added to keep the amalgam in a bottle protected from the air and occasionally shaken, till the amalgam has changed from a knotty condition to that of a smooth paste. Either of these two latter amalgams effervesces in water from evolution of hydrogen, and undergoes oxidation more gradually in air, the more electro-positive metal becoming oxidized and setting the mercury free in its fluid form.

If it were desired to facilitate the making of mercurial ointment or blue pill, the magnesium amalgam could be used with greater advantage than that made with sodium, as the latter allows the mercury to resume its fluid condition rather too quickly for convenience of thorough mixing. The amalgamation of the mercury with 10 or 12 per cent. of tin or zinc, and the substitution of petroleum fat for lard, would facilitate the production of a mercurial ointment free from rancidity, and of good keeping quality. It is said that the common trade custom is to add a portion of old and rancid mercurial ointment to the mercury of a new batch to expedite its division; whether this be effective or not, it certainly is not to be commended.

The oleate of mercury has recently come into use, certainly with theoretical grounds for its preference over various of the old ointments in which the mercury or its compounds are mechanically mixed with fatty matters. The mode of pro-

cedure commonly adopted is to take 10 parts of yellow oxide of mercury, and heat it with oleic acid till dissolved, and then make up the total weight to 100 with any of the petroleum fats, and designate the result as 10 per cent. oleate of mercury. A more satisfactory process is to decompose perchloride of mercury in solution in hot water with a solution of oleate of soda, and make up the weight of the precipitate with petroleum fat, so that the 100 parts of product may contain 10 of peroxide of mercury. A good working formula is as follows :—

Take of—

Perchloride of mercury	.	.	4 oz.
Dry oleate of soda	.	.	14 oz., or q.s.

Dissolve separately in hot water, mix the solutions, collect the precipitate on a calico strainer, wash with water, and, after draining, melt the precipitate with as much petroleum fat as makes up the weight to 32 oz.

The red and yellow oxides of mercury are identical in every respect except their state of division, and the red oxide is only fit for making ointments when it is so well powdered as to approach the yellow oxide prepared by precipitation, in its colour and smoothness. The retention of the old red precipitate is a consequence of habit and prejudice rather than reason or experience, and might be discontinued with advantage.

BISMUTH.

The compounds of bismuth in use in medicine are not numerous, and probably have not much difference in therapeutic value. The white bismuth, which is now officially a subnitrate, but which formerly was either a subnitrate or an oxychloride, is probably the least advantageous of the basic compounds as regards physical condition or chemical constancy ; it is always heavy, sometimes granular, or minutely crystalline, and rather difficult to retain in suspension without

considerable addition of gum. The official carbonate is much lighter, and in so far more convenient. The official liquor of bismuth is of course free from this physical objection, but has an unpleasant metallic taste. It has been felt to be a desideratum to have a bismuth preparation smooth, tasteless, and well suspended. The French have such under the name of Quesneville's Cream of Bismuth, which consists of freshly-precipitated subnitrate washed but not dried, and mixed with syrup of gum. English nostrums have also been introduced under the name of Lac. Bismuthi, probably prepared upon similar principles. So far as my experience goes, the best bismuth compounds for this preparation are the oxychloride or the hydrated oxide, either of which makes a good, milky-looking liquor when rubbed with gum and water in the proportion of 1 drachm of the bismuth compound, 2 drachms of mucilage of acacia, and water to make 1 oz. It is better, though not essential, that the bismuth precipitate be used in its undried state. Under any circumstances a partial subsidence takes place, but the supernatant liquid remains milky in appearance, and the sediment readily shakes up. To make the "Lac. Bismuthi" from the moist precipitate, 1 oz. of the official white bismuth may be dissolved with the aid of heat in the smallest quantity of hydrochloric acid which is sufficient to take it up, and this acid solution poured into an excess of ammoniacal water, the precipitate collected on a filter, washed, drained, and gently pressed, to get rid of the great bulk of water; it is then to be rubbed with 2 oz. of mucilage of acacia, and finally, water added to make 8 fl. oz. Each fluid ounce represents 1 drachm of white bismuth.

I have already pointed out a modification of the process for the solution of citrate of bismuth and ammonia, devised with the view of getting rid of the nitrate of ammonia present as a bye-product in the official liquor (see Liq. Bismuthi).

The official oxide might be very well replaced by the hydrated oxide prepared as above, which is lighter, softer, and smoother.

LECTURE XXXI.

PHARMACY OF SPECIAL DRUGS: IRON.

IN studying the pharmacy of iron and its compounds, the chief objects to be attained are the selection of such compounds as possess full therapeutic activity; they should also be readily obtainable in a state of purity, little liable to change by keeping, and should include such iron compounds as admit of being administered in mixture with any other drug that may be necessarily given at the same time. It is desirable to have preparations of iron suitable for giving along with acids, others for union with alkaline salts. At other times it may be desirable to give iron with iodide of potassium, or arsenical solutions; to use it in combination with astringent matters, or to have the iron-preparation itself as free from astringent properties as possible; and in all these varying circumstances something may be done towards getting satisfactory results, by studying and classifying the iron compounds and their reactions. There appears to be a great deal of speculation—groundless speculation, I believe I might say—regarding the advantages of iron in one form or other. The iron probably acts much in the same manner, and probably much in the same degree, in whatever form it be given, provided it is soluble; the difference observed depending upon the action of the acid or other body which imparts

solubility, and the other substances which may be administered at the same time. The stomach is a great leveller; citrates, lactates, malates, or tartrates alike yield to its action; and the iron in combination with them probably acts just the same, whatever the organic compound may be.

The iron pharmaceuticals may be said to be liable to accidental impurity, but not to adulteration, the cheapness of the raw material being a protection against the temptation to wilful admixture, but affording no safety against carelessness of manipulation. The official processes generally provide satisfactory precautions, but at more than necessary cost of labour or material, and manufacturers frequently obtain equally good results by other means. The granular sulphate of iron is cheap, pure, and permanent. Perchloride of iron in solution is not readily prepared of an equal degree of purity by the official process, or by the older processes which it has supplanted; but the defects which occur either in that made according to the official formula or by dissolving hydrated peroxide of iron in hydrochloric acid, are not of such kind or degree as to affect its medicinal value, unless it is contaminated with unusual impurities, or is deficient in strength through carelessness with regard to the quality of the chemicals used; but if so, this is the fault of the operator, and not of the process.

In the article as purchased, a little excess of hydrochloric acid is usual and is desirable. It is also commonly impregnated with nitrous gases, which, though they are evident enough in the concentrated liquor, are not enough to affect the diluted solution or the tincture.

The next most important iron compound is the citrate with ammonia. It is not a definite salt; but there is no difficulty in defining the proportion of its constituents which is considered desirable, nor in producing it of constant composition. The commercial article is not subject to any serious variation, and its quality is easily ascertained by a series of readily applied tests.

These three preparations may be considered to stand apart from all the other preparations of iron in respect to their superiority when we view them in all aspects—their well-established therapeutic value, the ease and certainty of their preparations, their permanence, and the readiness with which they meet the requirements of almost every combination in which it is desirable to administer iron—their perfect solubility, and consequent ready absorption and uniform action.

Peroxide of iron, like the three preceding, is readily and cheaply obtained of good and uniform quality; but however good and uniform its composition may be, its action is not so reliable as that of the soluble compounds previously spoken of. The condition of the stomach of the patient will, in all probability, materially influence the activity of preparations of this class, which are only dissolved in the presence of acid. It has sometimes been administered in extravagant doses; but the effects obtained are not proportionate to the quantity given, but to the quantity which is absorbed into the circulation, and this in turn will be determined more by the quantity of acid in the stomach than by the bulk of the material taken; but it will be determined also to some extent by the physical condition of the oxide. If it is overheated and rendered anhydrous, it is almost inert.

Saccharated carbonate of iron is not of certain composition. Theoretically, it might be expected to be uniform; but though the materials used are so cheap as to put it beyond any temptation to prepare it otherwise than correctly, it is reported by those who have taken samples from actual use to be very variable. It probably does not possess any therapeutic superiority to compensate for this serious defect.

Mistura ferri composita may be regarded as superior to the saccharated carbonate of iron in constancy of composition, *if prepared at the time it is dispensed*, because in that case its quality as sent out is dependent only upon the quality of the sulphate of iron and carbonate of potash used in its preparation; but its rapid change of colour, though it may not be

accompanied with an equal change in medicinal value, is a trouble to the pharmacist, and a source of uneasiness to the patient from the impression which it is apt to leave that the medicine spoils by keeping, or that the new supply is not the same as the old ; but these little inconveniences are as nothing compared with its superiority in affording a definite dose of almost pure carbonate of iron in suitable condition for taking. If carbonate of iron is therapeutically demanded, this appears to be the best form yet adopted for its administration.

Iodide of iron, including the pill and the syrup, may be classed among the unsatisfactory preparations which have given trouble to pharmacists for many years past, and do not appear to have accomplished anything commensurate with the popularity they once possessed. They were introduced upon theoretical grounds. The idea of combining the tonic action of iron with the alterative properties of an iodide appeared a happy thought ; but experience does not seem to have justified the great expectations, and the fashion which prevailed only a few years ago is now yielding before the newer fashion of giving iron syrups in which phosphoric and lactic acids are supposed to develop new virtues in the old base.

The phosphate of iron is, to some extent, a variable salt, the degree of oxidation it possesses depending in some measure upon the exposure to the air in the process of washing and drying. It is not much used except in the form of syrup, in which state it is not free from liability to further change by keeping.

Reduced iron is essentially a variable compound, both as regards its officially recognized composition, and, in a still greater degree, its commercial quality. I do not know any grounds, chemical or physiological, upon which it can be expected to possess advantages over the oxides of iron. It is not more agreeable to take than the latter bodies, and is less agreeable in effects, in consequence of the unpleasant eructations which it produces.

Looking over the long list of iron preparations which have been introduced into practice on the authority of some influential name, and in many cases also made official by one or other of the British or foreign Pharmacopœias, we fail to detect any general principle which has guided their introduction. Comparing those which have been discarded with those which have supplanted them in the official list, the change is commonly for the better as regards uniformity of quality or permanence; but this cannot be said to be characteristic of the many new claimants for popularity, which have not been, and I hope will not be, admitted into the Pharmacopœia.

We must next consider in what way a few of those which have acquired a lasting reputation may in practice be combined with other drugs without involving deterioration or any objectionable decomposition, and, at the same time, allowing all the latitude which a prescriber may desire in the association of other therapeutic actions with the tonic effect of iron. This will necessarily include some consideration of what are commonly denominated the incompatibles of the iron salts. We every now and then hear mixtures spoken of as unchemical when there is no just ground for that imputation. It does not follow that a mixture is unchemical, or that its ingredients are incompatible when a decomposition takes place amongst them, unless the decomposition has been overlooked by the prescriber, and results in a detracting from the efficacy of the mixture, or the development of some unwished-for property. Some of the text-books say that vegetable astringents are incompatible with the iron salts, no doubt because they produce with them a black, unpleasant-looking precipitate; but it may be that the inky-looking mixture is just as valuable as if no change of appearance had taken place; the tannate of iron being advocated by Benedetti as a chalybeate especially suited to chlorosis. The alkaline carbonates are also enumerated among the incompatibles of the sulphate and perchloride of iron, but the compound iron mixture of the

Pharmacopœia is strictly chemical, and contains these so-called incompatibles; and if we find tincture of iron and aromatic spirit of ammonia prescribed together, it could only be regarded as unsatisfactory if the decomposition had been overlooked by the prescriber, a point which it is often difficult for the dispenser to determine; the only cases in which it is desirable for the dispenser to question the correctness of the prescription are where one ingredient unmistakably defeats the object of another, or develops some source of danger. I have seen syrup of iodide of iron prescribed in conjunction with an alkaline carbonate, and, though I had no hesitation in concluding that it was an oversight, I also had no hesitation in dispensing the mixture as it was prescribed; the action would not be dangerous, and, indeed, would probably be much the same as if no decomposition had taken place; but when we find perchloride of iron prescribed together with iodide of potassium, the case is more serious—a decomposition ensues liberating iodine, the effect of which, even in small doses, is not to be trifled with. In one case which I have met with the decomposition had been overlooked by the prescriber; in another instance the change was understood, and the effect of the liberated iodine desiderated. Keeping these circumstances before us, it appears to be the duty of the pharmacist to dispense as prescribed all mixtures in which no unpleasant consequences are likely to result from the decomposition, but to be prepared at any moment, when the opportunity occurs, to show by what little modifications the unsightly, unpalatable, or inconvenient condition resulting from decomposition may be avoided without materially affecting the general character of the mixture.

We will first suppose our task is to combine an iron salt with a vegetable astringent in solution free from the inky appearance which under these circumstances is usually produced. We must be guided by two considerations: the black precipitate is much less freely produced in the presence of free acid, or in the absence of peroxidized compounds of iron;

and to illustrate the application of these facts, I have here a series of mixtures :—

No. 1.

R	Ferri sulph.,				
	Acid. tannic.	.	.	.	āā gr. x.
	Aquæ	.	.	.	ʒiv.
M.					

Divide into four phials, A, B, C, and D.

A has received no addition, and you perceive the usual inky deposit.

B contains 10 drops of dilute sulphuric acid, which has re-dissolved the precipitate, leaving the solution almost colourless and clear, in consequence of the precipitation not taking place in the presence of a small excess of a powerful acid.

C has a similar condition imparted by the addition of 10 drops of sulphurous acid, which acts as a reducing agent; the sulphate, which is entirely free from peroxide, yielding no precipitate with tannic acid, as may be shown by the power of sulphuretted hydrogen or metallic iron to produce a similar decolourization. The addition of an alkaline salt to a solution thus decolourized causes a dirty pink precipitate; exposure to the air, by which oxidation takes place, causes a purple black coloration; consequently, this is not so satisfactory a mode of preventing the colour as the use of a little free sulphuric acid, an addition which would rarely be objectionable when iron and astringent remedies were required.

D contains three grains of sulphite of soda as an addition, which has increased the black or pinkish-black precipitate, in consequence of the soda taking the sulphuric acid and leaving the iron in combination with a feebler acid, not capable of withstanding the precipitating power of the tannin.

No. 2.

R	Tinct. ferri perchlor.	.	.	.	ʒss.
	Acid. tannic.	.	.	.	gr. x.
	Aquæ, ad	.	.	.	ʒij.
M.					

Divide into two phials, A and B.

A, having received no addition, contains a black precipitate, the clear portion also being purple-black.

B, which has been rendered freely acid with half a drachm of diluted hydrochloric acid, is olive-green, and contains no deposit.

From these reactions I think we may conclude that, if it is *medically* desirable to administer iron with vegetable astringents, they may be regarded as chemically and pharmaceutically compatible in the presence of a little free mineral acid.

In actual practice we more frequently find that the astringent matter is incidental rather than an essential constituent of the mixture, and is present in comparatively small proportion. Infusion of gentian or of roses, tincture of cardamoms or of orange peel, being among the most frequent sources of the astringent principle, the blackening which takes place in consequence of their presence is, under any circumstances, less offensive than in the neutral mixtures described above.

The series of phials marked 2 C, 2 D, 2 E, 2 F, show the behaviour of compound tincture of cardamoms in such mixtures.

No. 2 C.

R	Ferri sulph.	gr. v.
	Tinct. cardam. co.	ʒij.
	Aquæ, ad	ʒij.
M.						

No. 2 D. The same, with the addition of 20 minims of diluted sulphuric acid.

No. 2 E.

R	Tinct. ferri perchlor.	ʒ xx.
	Tinct. cardam. co.	ʒij.
	Aquæ, ad	ʒij.
M.						

No. 2 F. The same, with the addition of 20 minims of diluted hydrochloric acid.

They show that the addition of acid materially improves the appearance, especially in the case of the proto-salt. While 2 C is the most objectionable, 2 D is the most passable

of the four. With the perchloride, the colour, which is at first greenish-black, becomes brown in the course of a day or two.

The next requirement is to provide suitable forms for the administration of iron in company with alkalies or alkaline salts. In the chemical handbooks it is stated that alkalies fail to precipitate iron in the presence of fixed organic substances, such as sugar or tartaric acid. This indicates the principle upon which our present object is to be attained, but it is necessary in the first place to note that in medicine and pharmacy carbonates of soda or potash are commonly spoken of as alkalies, but in chemical language the term alkali is restricted to the hydrates uncombined with carbonic or any other acid; and also to note that the completeness of the action must of necessity depend upon the proportion which subsists between the three substances—the iron salt, the organic matter, and the alkali.

With a given quantity of iron salt, one proportion of sugar will completely prevent its precipitation, while a smaller proportion will only prevent its being completely precipitated.

When it is desired to prescribe an iron salt with an alkaline carbonate, the carbonate of iron, in the form of compound iron mixture, and the citrate of iron and ammonia, are quite appropriate, and probably leave nothing to be desired; but as we meet with cases such as those previously alluded to, we may advantageously give them a passing comment.

In the prescription where tincture of perchloride of iron was ordered along with aromatic spirit of ammonia, a comparatively elegant mixture might have been produced if a little syrup had been added. Thus—

No. 3.

R	Tinct. ferri perchlor.	.	.	.	℥ss.
	Syr. simpl.	.	.	.	℥ij.
	Aquæ	.	.	.	℥x.
	Misce et adde				
	Spir. ammon. ar.	.	.	.	℥ss.

This, you will observe by the sample on the table, retains most of the iron in solution. It would have retained *all* if ammonia and not its carbonate had been added; and it would have retained *none*, or next to none, if the aromatic spirit of ammonia had been mixed with the tincture of iron before the addition of the syrup, as is exemplified in the bottle marked No. 3 B, which contains the same ingredients mixed in a different order. In this case almost the whole of the iron has gone down as peroxide, the supernatant liquor being colourless.

In the bottle marked No. 4 there is the following mixture:—

No. 4.				
R	Tinct. ferri perchlor.	.	.	5ss.
	Syr. simpl.	.	.	3ij.
	Aquæ, ad	.	.	3ij.
	Potass. bicarb.	.	.	3ss.
M.				

And in No. 4 B there is the same mixture, substituting 3 drachms of solution of potash for the 30 grains of bicarbonate. In this case you will observe the sugar retains the iron in solution in the presence of caustic alkali, but not in the presence of the bicarbonate.

No. 4 C.				
R	Sodæ tartaratae	.	.	3ij.
	Aquæ	.	.	3iss.
	Solve et adde			
	Tinct. ferri perchlor.	.	.	5ss.
	Sodæ bicarb.	.	.	3ij.
M.				

The first effect of adding the tincture of iron to the solution of Rochelle salt is to produce a precipitate which re-dissolves after the subsidence of the effervescence which takes place on the addition of the bicarbonate; the clear solution is then in a condition suitable for giving with lemon-juice as an effervescing tonic.

No. 4 D is a form of saline tonic which we have frequently dispensed, and in which a decomposition takes place not accompanied with precipitation.

No. 4 D.

R	Tinct. ferri perchlor.	.	.	.	℥ xv.
	Liq. ammon. acet.	.	.	.	℥ij.
	Aquæ, ad	.	.	.	℥ij.
M.					

The perchloride of iron is converted into peracetate, as is evident from the rich deep colour developed; the diuretic action of the acetate of ammonia is diminished by the conversion of a portion of it into chloride of ammonia.

In No. 5 we illustrate the behaviour of the proto-salt under similar circumstances, the mixture being as follows:—

No. 5.

R	Ferri sulph.	.	.	.	gr. viij.
	Syr. simpl.	.	.	.	℥ss.
	Aquæ	.	.	.	℥ss.
	Potass. bicarb.	.	.	.	gr. xx.
M.					

And in No. 5 B the same ingredients occur with 2 drachms of solution of potash in the place of 20 grains of bicarbonate.

The former is an unpleasant-looking puddle, the latter a dark green solution almost free from sediment; it gradually grows darker by oxidation, eventually becoming a clear dark brown liquor.

No. 5 C.

R	Syr. ferri iodid.	.	.	.	℥j.
	Aquæ	.	.	.	℥vss.
	Liq. potassæ	.	.	.	℥jss.
M.					

This is designed to show that the mixture, which I before described as having an unpleasant appearance from bicarbonate of potash being ordered along with syrup of iodide of iron, might have claimed a place amongst the preparations of elegant pharmacy by the simple substitution of an equivalent of caustic potash in place of the bicarbonate. It thus forms a dark green mixture free from sediment, and rather pretty in appearance.

It is perhaps self-evident that when iron is to be used with

oxidizing agents, it should be in the peroxidized condition. The four following formulæ illustrate that proposition:—

No. 6.

R	Tinct. ferri perchlor.	.	.	.	3ss.
	Potassæ chloratis	.	.	.	3ss.
	Aquæ	.	.	.	3ij.

M.

No. 7.

R	Ferri sulph.	.	.	.	gr. x.
	Potassæ chloratis	.	.	.	3ss.
	Aquæ	.	.	.	3ij.

M.

No. 8.

R	Ferri sulph.	.	.	.	gr. x.
	Acid. nitr. hydrochlor. dil.	.	.	.	3j.
	Aquæ	.	.	.	3j.

M.

No. 9.

R	Ferri sulph.	.	.	.	gr. x.
	Acid. nitr. dil.	.	.	.	3j.
	Aquæ	.	.	.	3j.

M.

In No. 6 there is no evident change; possibly there may be a partial decomposition, but not a total interchange of acids and bases, for when a hot saturated solution of chlorate of potash is added to an equivalent of perchloride of iron, the liquor on cooling deposits chlorate of potash free from iron.

No. 7 undergoes a gradual decomposition, the bulk of the iron being deposited as a basic chlorate of the peroxide.

In Nos. 8 and 9 there is necessarily no iron deposited, though the salt is gradually peroxidized by the nitric acid without access of air.

Nos. 10, 11, and 12 illustrate the dispensing of iron along with iodide or bromide of potassium.

No. 10.

R	Tinct. ferri perchlor.	.	.	.	3j.
	Potassii iodidi	.	.	.	3ss.
	Aquæ, ad	.	.	.	3j.

M.

No. 11.

R	Tinct. ferri perchlor.	.	.	.	3j.
	Potassii bromidi	.	.	.	3j.
	Aquæ, ad	.	.	.	3j.

M.

No. 12.

R	Ferri et ammonii citr.	.	.	.	5ss.
	Potassii iodidi	.	.	.	5ss.
	Aquæ, ad	.	.	.	3j.

M.

They are all mixtures which have occurred in actual dispensing, the first being of a rather dangerous character.

The iron yields up its one and a half equivalents of chlorine in favour of one equivalent of iodine which it takes from one equivalent of iodide of potassium. There is thus half an equivalent of chlorine set free, which in turn combines with a fresh portion of potassium, setting free iodine, neither the iron nor the potassium having the power of combining with more than a single equivalent of iodine. Before the ingredients were mixed, there was neither free chlorine nor iodine, and none of them could be considered dangerous; after they are mixed iodine is set free, and danger is developed. The dark red-brown colour and characteristic odour may be regarded as sufficient evidence of the free iodine, the presence of which may be made still more clear by agitating a little of the mixture with sulphide of carbon, which takes the iodine from the aqueous solution, and acquires a beautiful violet colour, like the vapour of iodine.

A medical friend, who had been made aware of this decomposition in the case of iodide of potassium, recently asked me if he would be safe in prescribing bromide of potassium in union with perchloride of iron. I replied in the affirmative, trusting to the fact that iron is capable of forming a sesquibromide, and the mixture was made similar to No. 11. The considerable increase in the depth of colour which took place on adding the bromide (which was added last) so far shook my confidence in my previously expressed opinion, that I thought it desirable to test the mixture with sulphide of

carbon ; but, as you see by the mixture I now make, there is no free bromine, or the sulphide would have become coloured yellow.

We also observe that the sulphide subsides to the bottom of the mixture No. 12 without becoming tinted, from which we learn that citrate of iron and ammonia affords us a suitable form for the administration of iron in connection with iodide of potassium.

Nos. 13, 14, and 15 exemplify the administration of iron salts with arsenic.

No. 13.				
R	Tinct. ferri perchlor.	.	.	5ss.
	Liq. arsenici hydrochlor.	.	.	gtt. xv.
	Aquæ	.	.	5j.
M.				

No. 14.				
R	Tinct. ferri perchlor.	.	.	5ss.
	Liq. arsenicalis	.	.	gtt. xv.
	Aquæ	.	.	5j.
M.				

No. 15.				
R	Ferri et ammon. citr.	.	.	gr. v.
	Liq. arsenicalis	.	.	gtt. v.
	Aquæ	.	.	5j.
M.				

The British Pharmacopœia arseniate of iron contains too little iron in a dose to be considered possessed of chalybeate properties ; but any of the above forms may be considered satisfactory, as they all retain the arsenic and iron permanently in solution.

Taking a general glance at the whole subject, and the illustrations I have given of it, there are one or two points to which I may again draw attention in conclusion.

That it is not desirable to go on multiplying without system and without principle the pharmaceutical preparations of iron.

That if it be desirable to give iron in states of combination in which it is not permanent, it would be more desirable to have formulæ drawn up which would facilitate the extem-

porizing of the required product, rather than such formulæ as are too complicated or tedious to be thus used, and so involve the making of an article which deteriorates by keeping; thus, if carbonate of iron be required, the "*mist. ferri comp.*" is to be preferred to *ferri carbonas saccharata*.

That the old, simple, well-tried, and permanent preparations of iron, if judiciously managed, are capable of meeting the requirements of very diverse circumstances.

That if the physician and the chemist consult together, any difficulties of prescribing and dispensing are easily overcome; and that true progress in the pharmacy of iron will be best promoted by the physician pointing out what objections he finds in any of the established preparations, and indicating what desiderata are to be sought in the devising of new forms, and by his refusing to countenance preparations which are introduced without good evidence of their at least *seeking to attain* these objects; and the pharmacist's duty in this respect is to confine his attention to the chemistry and pharmacy of the subject in endeavouring to accomplish those objects which medical knowledge has shown to be desirable.

Such division of labour, and such harmonious working between the members of our calling and the members of the medical profession, cannot fail to be among the first-fruits of that higher pharmaceutical education which it has long been my habit to inculcate, and my desire to promote.

APPENDIX I.

MEDICINAL LOZENGES.

B.P. strengths.

	In each.		In each.
Acid tannic	$\frac{1}{2}$ grain	Morphia hydrochl. . . .	$\frac{1}{36}$ grain
White bismuth. . . .	2 grains	Morph. and ipecac. . . .	$\frac{1}{36}$ and $\frac{1}{12}$ grain
(With carb. magnesia and chalk.)		Opium extract	$\frac{1}{36}$ grain
Catechu	1 grain	Potash chlorate. . . .	5 grains
Reduced iron	1 grain	Soda bicarbonate	5 grains
Ipecacuanha	$\frac{1}{4}$ grain		

The pharmacopœial dose is in all cases 1 to 6 lozenges, but this must be regarded as a rough statement only. The advantage of this form of administering remedies is the facility it affords for small, frequently-repeated doses. The dose would be more conveniently fixed in relation to the number it is desirable to take in the course of twenty-four hours. Thus, for the morphia lozenges it would be more appropriate to instruct a patient to take one or two at a time, not more than twelve in twenty-four hours. The local action is thus more fully developed. On the other hand, iron, bismuth, and soda lozenges may be appropriately given in larger doses at longer intervals, their action being general rather than local. All the B.P. lozenges are made with sugar as a basis; those of the Throat Hospital are made with red or black currant paste, excepting the carbolic and marsh-mallow lozenges.

The following is a tabulation of the Throat Hospital lozenges, classified according to their effects:—

Antiseptic .	. Carbolic acid.	Sedative .	. Extr. opium.
„	. Chlorate of potash.	Stimulant .	. Benzoic acid.
Astringent.	. Tannic acid.	„	. Carbolic acid.
„	. Catechu.	„	. Cubeb.
„	. Logwood.	„	. Guaiacum.
„	. Kino.	„	. Chlorate of potash.
„	. Krameria.	Topical Sialo-	} Citrate of potash.
Emollient .	. Lettuce.	gogue .	
„	. Marsh-mallow.	„	. Acid tartrate of
Sedative .	. Lettuce		potash

The following table gives the Throat Hospital lozenges and pastils with their strengths, doses, and actions :—

Name.	Mark.	Strength.	1 Lozenge every	Use.
Troch. acid. benzoici	B.A.	$\frac{1}{2}$ gr.	4 hours	Voice lozenge, and valuable stimulant in nervo-muscular weakness of throat.
„ „ carbolici	C.A.	1 gr.	4 hours	Antiseptic and stimulant
„ „ tannici	T.	$1\frac{1}{4}$ gr.	3 „	Strongly astringent.
„ aconiti	A.C.	$\frac{1}{2}$ min. tinct.	$\frac{1}{2}$ or 1 hour	In tonsillitis and febrile affections of the throat.
„ althææ	...	$1\frac{1}{4}$ gr.	$\frac{1}{2}$ hour	Emollient.
„ ammon. chlor.	M.A.	2 gr.	3 hours	In congestion of pharynx and larynx.
„ boracis	B.O.	3 gr.	3 or 4 hours	Mildly detergent; useful in thrush and muscular weakness of the throat.
„ catechu	C.T.	2 gr.	3 „	Astringent; less powerful than tannin.
„ cubebæ	C.B.	$\frac{4}{7}$ gr.	3 „	To diminish excessive secretion.
„ guaiaci	G.	2 gr.	2 „	Specific for crescent inflammation of tonsils, useful in acute and sub-acute inflammation of the throat.
„ hæmatoxyli.	L.W.	2 gr.	3 „	Mildly astringent.
„ kino	K.	2 gr.	3 „	Astringent; rather less powerful than krameria.
„ kramerisæ	R.	3 gr.	3 „	Very useful astringent; does not disagree with the stomach or cause constipation.
„ lactucæ	L.	1 gr.	1 hour	Soothing; mildly sedative.
„ potass. chloratis	P.	3 gr.	3 hours	Stimulant and antiseptic for thrush and aphthous ulceration.
„ „ citratis	C.P.	3 gr.	3 „	Topical sialogogue.
„ „ tartratis acidæ	T.P.	3 gr.	3 „	Topical sialogogue.
„ pyrethri	P.Y.	1 gr.	3 „	Very valuable sialogogue.
„ sedativi	S.	$\frac{1}{10}$ gr. ext. opii	3 „	Sedative for irritability or pain.
Pastilli acidi boracici	...	2 gr.	3 „	In aphthous affections of the mouth and throat.
„ „ carbolici	...	$\frac{1}{2}$ gr.	„	Antiseptic and stimulant.
„ ammon. chloridi	...	2 gr.	1 hour	In chronic pharyngeal catarrh.
„ bismuthi	...	3 gr.	2 or 3 hours	In congestion of the pharynx with insufficient secretion.
„ bismuthi et potass. chlor.	...	3 gr. } 2 gr. }	1 to 2 hours	In granular pharyngitis with follicular ulceration of the tonsils, and in aphthæ of the mouth.
„ iodoformi	...	1 gr.	3 „	In chronic pharyngitis and syphilitic eruptions of the tongue, mouth, and throat.

Directions for Use.—Allow the lozenge or pastil to dissolve passively in the mouth, and fluids should not be taken for a short time afterwards.

APPENDIX II.

PHARMACEUTICAL SPECIFIC GRAVITIES.

THE following table indicates the specific gravities of various pharmaceuticals as defined in the B.P.:—

*Acetum	1017 to 1019	Liquor calcis saccharatus	1052
Acidum aceticum	1044	„ chlori	1003
„ „ dilutum	1006	„ ferri perchlor. fort.	1440
„ „ glaciale	1065	„ „ pernitrat.	1107
„ carbolicum	1065	„ „ persulphatis.	1441
„ hydrochloricum	1160	„ hydrarg. nitr. acid.	2246
„ „ dilutum.	1052	„ plumbi subacetatis	1260
„ hydrocyanicum dil.	997	„ potassæ	1058
„ nitricum	1420	„ sodæ	1047
„ „ dilutum	1101	„ „ chloratæ	1103
„ nitr. hydrochl. dil.	1074	Oleum sinapis	1015
„ phosphoricum dil.	1080	Oxymel scillæ	1320
„ sulphuricum	1843	Phosphorus	1770
„ „ aromat.	927	Spiritus ætheris nitrosi	845
„ „ dilutum.	1094	„ ammon. aromat.	870
„ sulphurosum	1040	„ chloroformi	871
Æther	735	„ vini rect.	838
„ purus	720	„ „ tenuior	920
Alcohol amylicum	818	Succus limonis	1039
Bismuthum	9830	Syrupus (simpl.)	1330
Bromum	2966	„ aurantii flor.	1330
Chloroformum	1490	„ ferri iodidi	1385
Creosotum	1071	„ hemidesmi	1335
Extr. cinchon. flav. liq.	1100	„ limonis	1340
„ sarsæ liquidum	1130	„ mori	1330
Glycerinum	1250	„ papaveris.	1320
Liquor ammoniæ	959	„ rhamni	1320
„ „ fortior	891	„ rhœados	1330
„ antimonii chloridi	1470	„ rosæ gallicæ	1335
„ arsenicalis	1009	„ sennæ	1310
„ arsenici hydrochlor.	1009	„ toltanus.	1330
„ bismuthi et am. citr.	1122	Tinctura ferri perchlor.	992
„ calcis chloratæ	1035		

TABLE OF SPECIFIC GRAVITIES OF TINCTURES.

The column headed "Method" indicates by the letters M, Maceration; P, Pharmacopœia, and S, Stoddart's method as described in the *Pharmaceutical Journal* of September 14, 1872. The other columns sufficiently explain themselves.

No.	Name.	Method.	Grains per oz. of ingredients used.	Sp. gr. of solvent.	Sp. gr. of tincture.	Total contents per oz. in grains.	Per cent. of ingredients dissolved.
1	Tinct. aconiti	M	54·68	·838	·8480	6·30	11·5
2	" "	P	54·68	·838	·8619	7·22	13·2
3	" "	S	54·68	·838	·8620	7·26	13·2
4	" arnicæ	M	21·87	·838	·8460	3·80	17·3
5	" "	P	21·87	·838	·8557	4·61	21·0
6	" "	S	21·87	·838	·8560	4·84	22·1
7	" aurantii	M	43·75	·920	·9380	14·50	33·1
8	" "	S	43·75	·920	·9410	17·00	38·8
9	" belladonnæ	M	21·87	·920	·9300	6·62	30·2
10	" "	P	21·87	·920	·9285	6·29	28·7
11	" "	S	21·87	·920	·9290	5·65	25·8
12	" buchu	M	54·68	·920	·9320	10·39	19·0
13	" "	P	54·68	·920	·9323	10·50	19·2
14	" "	S	54·68	·920	·9340	10·53	19·2
15	" calumbæ	M	54·68	·920	·9320	7·08	12·9
16	" "	P	54·68	·920	·9389	8·10	14·8
17	" "	S	54·68	·920	·9390	8·13	14·8
18	" capsici	M	16·40	·838	·8428	6·31	38·4
19	" "	P	16·40	·838	·8429	6·32	38·5
20	" "	S	16·40	·838	·8431	6·56	40·0
21	" card. co.	M	68·62	·920	·9552	30·40	44·3
22	" "	P	68·62	·920	·9550	29·11	42·4
23	" "	S	68·62	·920	·9530	28·54	41·6
24	" cascarillæ	M	54·68	·920	·9277	8·33	15·2
25	" "	P	54·68	·920	·9298	10·75	19·6
26	" "	S	54·68	·920	·9305	10·87	19·9
27	" catechu	M	76·56	·920	·9649	43·52	56·8
28	" "	S	76·56	·920	·9700	46·98	61·3
29	" chiratæ	M	54·68	·920	·9274	4·84	8·8
30	" "	P	54·68	·920	·9278	5·83	10·6
31	" "	S	54·68	·920	·9280	5·99	10·9
32	" cinch. co.	M	81·00	·920	·9402	20·99	25·9
33	" "	P	81·00	·920	·9414	21·19	26·1
34	" "	S	81·00	·920	·9423	21·20	26·1
35	" cinch. flav.	M	87·50	·920	·9383	16·13	18·2
36	" "	P	87·50	·920	·9387	16·19	18·5
37	" "	S	87·50	·920	·9441	16·18	18·2
38	" cinnam.	M	54·68	·920	·9306	8·98	16·6
39	" "	P	54·68	·920	·9307	8·99	16·4
40	" "	S	54·68	·920	·9308	8·96	16·4
41	" colch. sem.	M	54·68	·920	·9263	5·11	9·3

No.	Name.	Method.	Grains per oz. of ingredients used.	Sp. gr. of solvent.	Sp. gr. of tincture.	Total contents per oz. in grains.	Per cent. of ingredients dissolved.
42	Tinct. colch. sem.	P	54.68	.920	.9284	5.34	9.7
43	"	S	54.68	.920	.9305	5.36	9.8
44	" conii	M	54.68	.920	.9260	5.63	10.3
45	"	P	54.68	.920	.9280	6.33	11.0
46	"	S	54.68	.920	.9285	6.45	11.8
47	" croci	M	21.87	.920	.9259	10.99	50.2
48	"	P	21.87	.920	.9281	15.08	68.9
49	"	S	21.87	.920	.9312	18.47	84.4
50	" cubebæ	M	54.68	.838	.8448	10.10	18.5
51	"	P	54.68	.838	.8454	10.54	19.2
52	"	S	54.68	.838	.8460	10.65	19.4
53	" digitalis	M	54.68	.920	.9375	8.98	16.4
54	"	P	54.68	.920	.9372	8.42	15.4
55	"	S	54.68	.920	.9389	8.36	15.2
56	" ergotæ	M	109.37	.920	.9367	16.44	15.0
57	"	P	109.37	.920	.9366	16.27	14.9
58	"	S	109.37	.920	.9366	16.89	15.4
59	" gallæ	M	54.68	.920	.9658	41.74	76.3
60	"	P	54.68	.920	.9632	36.13	66.0
61	"	S	54.68	.920	.9605	35.93	65.6
62	" gent. co.	M	60.15	.920	.9430	23.70	39.4
63	"	P	60.15	.920	.9436	25.79	42.8
64	"	S	60.15	.920	.9438	25.85	42.9
65	" hyoscy.	M	54.68	.920	.9290	15.30	27.9
66	"	P	54.68	.920	.9320	24.61	45.0
67	"	S	54.68	.920	.9323	24.97	45.6
68	" jalapæ	M	54.68	.920	.9323	18.20	33.2
69	"	P	54.68	.920	.9324	18.24	33.3
70	"	S	54.68	.926	.9382	18.24	33.3
71	" kramer.	M	54.68	.920	.9340	17.56	32.1
72	"	P	54.68	.920	.9371	17.88	32.6
73	"	S	54.68	.920	.9393	17.96	32.8
74	" lavand. co.	M	15.00	.838	.8395	6.57	43.8
75	"	S	15.00	.838	.8415	6.38	42.5
76	" lobeliæ	M	54.68	.920	.9286	12.16	22.2
77	"	P	54.68	.920	.9325	13.31	24.3
78	"	S	54.68	.920	.9333	13.40	24.5
79	" lobel. æth.	M	54.68	.809	.8270	7.06	12.9
80	"	S	54.68	.809	.8278	8.43	15.4
81	" lupuli	M	54.68	.920	.9320	12.94	23.6
82	"	P	54.68	.920	.9320	13.71	25.0
83	"	S	54.68	.920	.9295	13.72	25.0
84	" nuc. vom.	M	43.75	.838	.8390	6.00	13.7
85	"	P	43.75	.838	.8391	6.45	14.7
86	"	S	43.75	.838	.8452	6.49	14.8
87	" opii	M	32.81	.920	.9323	20.36	62.0
88	"	S	32.81	.920	.9325	20.90	63.6
89	" pyrethri	M	87.50	.838	.8391	4.60	5.2
90	"	P	87.50	.838	.8416	4.77	5.4
91	"	S	87.50	.838	.8420	4.78	5.4
92	" quassia	M	16.40	.920	.9276	1.06	6.5
93	"	S	16.40	.920	.9277	1.07	6.5
94	" rhei	M	60.15	.920	.9390	26.33	43.7
95	"	P	60.15	.920	.9392	28.86	47.9

No.	Name.	Method.	Grains per oz. of ingredients used.	Sp. gr. of solvent.	Sp. gr. of tincture.	Total contents per oz. in grains.	Per cent. of ingredients dissolved.
96	Tinct. rhei .	S	60.15	.920	.9386	29.01	48.2
97	„ sabinæ. .	M	54.68	.920	.9890	12.94	23.6
98	„ „ .	P	54.68	.920	.9891	12.81	23.4
99	„ „ .	S	54.68	.920	.9896	12.87	23.5
100	„ scillæ .	M	54.68	.920	.9516	43.02	78.6
101	„ „ .	P	54.68	.920	.9571	48.72	89.1
102	„ „ .	S	54.68	.920	.9680	48.80	89.2
103	„ senegæ .	M	54.68	.920	.9351	18.05	33.0
104	„ „ .	P	54.68	.920	.9353	18.28	33.3
105	„ „ .	S	54.68	.920	.9356	18.26	33.3
106	„ sennæ .	M	120.31	.920	.9616	41.47	34.4
107	„ „ .	P	120.31	.920	.9603	40.41	33.5
108	„ „ .	S	120.31	.920	.9670	40.65	33.7
109	„ serpent. .	M	54.68	.920	.9233	6.00	10.9
110	„ „ .	P	54.68	.920	.9239	6.57	12.0
111	„ „ .	S	54.68	.920	.9241	6.57	12.0
112	„ stramonii .	M	54.68	.920	.9317	2.86	5.0
113	„ „ .	P	54.68	.920	.9318	2.89	5.1
114	„ „ .	S	54.68	.920	.9318	2.89	5.1
115	„ sumbul .	M	54.68	.920	.9246	16.25	29.7
116	„ „ .	P	54.68	.920	.9248	16.48	30.1
117	„ „ .	S	54.68	.920	.9243	15.70	28.7
118	„ valerian .	M	54.68	.920	.9205	5.10	9.3
119	„ „ .	P	54.68	.920	.9215	6.10	11.1
120	„ „ .	S	54.68	.920	.9250	6.30	11.5
121	„ valer. co. .	M	54.68	.870	.9090	5.03	9.1
122	„ „ .	S	54.68	.870	.9064	6.16	11.2
123	„ verat. virid. .	M	87.50	.838	.8524	11.56	13.3
124	„ „ .	P	87.50	.838	.8527	12.72	14.5
125	„ „ .	S	87.50	.838	.8624	13.90	15.8
126	„ zingiber. .	M	54.68	.838	.8425	2.17	3.9
127	„ „ .	P	54.68	.838	.8426	2.18	3.9
128	„ „ .	S	54.68	.838	.8428	2.21	4.0
129	„ zingib. fort. .	P	218.75	.838	.8530	9.09	4.1
130	„ „ .	S	218.75	.838	.8533	9.14	4.1
131	Vin. colchici .	M	87.50	.988	1.0033	*38.04	24.1
132	„ „ .	S	87.50	.988	1.0050	39.10	25.3
133	„ ipecac. .	M	21.87	.988	.9946	26.16	42.1
134	„ „ .	S	21.87	.988	.9970	26.95	45.7
135	„ rhei .	M	35.81	.988	1.0176	38.62	60.5
136	„ „ .	S	35.81	.988	1.0212	41.65	68.9
137	„ xericum988	...	16.95	...

* These determinations include the total contents per ounce of the wine.

Mr. Umney gives the following table of specific gravities which he obtained in liquors prepared by himself according to B.P. instructions, which yielded him results differing from those officially indicated:—

	B.P. sp. gr.	Sp. gr. found.
Acid. sulphurosum (9·2 per cent.)	1·040	1·048
Extr. cinchonæ liquidum	1·100	1·122
Liq. bismuthi	1·122	1·134
„ calcis chloratæ	1·035	1·050
„ ferri perchlor. fort	1·338	1·445
„ hydrarg. nitr. acidus	2·246	2·130
„ plumbi subacetatis	1·260	1·270
„ sodæ chloratæ	1·103	1·090
Syr. ferri iodidi	1·385	1·400
„ mori	1·330	1·298
„ papaveris	1·320	1·330
„ sennæ	1·310	1·320
Tinct. ferri perchloridi.	0·992	1·007

A further note of these specific gravities and the strengths of the liquors will be found in the *Pharmaceutical Journal*, November, 1872. In the same paper Mr. Umney gives the following table of specific gravities of liquors, of which densities have not been officially defined:—

Acet. scillæ	1·038	Spiritus armoraciæ comp.	·920
Extr. filicis liquidum	1·000	„ camphoræ	·850
Liq. ammoniæ acetatis	1·022	Syrupus aurantii	1·282
„ ammoniæ citratis	1·062	„ ferri phosphatis	1·305
„ zinci chloridi	1·460	„ rhamni	1·320
Mist. sennæ comp.	1·115	„ rhei	1·310
Mori succus	1·060	„ scillæ	1·345
Rhamni succus	1·070	„ zingiberis	1·312
Spiritus ammoniæ foetidus	·847		

APPENDIX III.

ELEMENTS WITH THEIR SYMBOLS AND ATOMIC WEIGHTS.

Name.	Symbol.	Atomic Weight.		Combining capacity
		Old.	New.	
Aluminium . .	Al.	13·7	27·4	4
Antimony . .	Sb.	64·6	122·0	5
Arsenic . .	As.	37·7	75·0	5
Barium . .	Ba.	68·7	137·0	2
Bismuth . .	Bi.	213·0	210·0	5
Boron . .	B.	11·0	11·0	3
Bromine . .	Br.	78·4	80·0	1
Cadmium . .	Cd.	56·0	112·0	2
Cæsium . .	Cs.	...	133·0	1
Calcium . .	Ca.	20·0	40·0	2
Carbon . .	C.	6·0	12·0	4
Cerium . .	Ce.	46·0	92·0	4
Chlorine . .	Cl.	35·5	35·5	1
Chromium . .	Cr.	28·0	52·2	6
Cobalt. . .	Co.	29·5	58·8	4
Niobium, or } Columbium }	Nb.	185·0	94·0	5
Copper . .	Cu.	32·0	63·4	2
Didymium . .	Di.	...	95·0	2
Erbium . .	Eb.	...	112·6	2
Fluorine . .	F.	19·0	19·0	1
Glucinum . .	Gl.	...	9·4	2
Gold . .	Au.	199·0	197·0	3
Hydrogen . .	H.	1·0	1·0	1
Indium . .	In.	...	198·0	4
Iodine. . .	I.	127·0	127·0	1
Iridium . .	Ir.	99·0	198·0	4
Iron . .	Fe.	28·0	56·0	6
Lanthanum. .	La.	...	93·6	2
Lead . .	Pb.	103·6	207·0	4
Lithium . .	Li.	7·0	7·0	1
Magnesium. .	Mg.	12·0	24·0	2
Manganese . .	Mn.	27·7	55·0	6
Mercury . .	Hg.	200·0	200·0	2
Molybdenum .	Mo.	48·0	96·0	6
Nickel. . .	Ni.	29·0	58·8	4
Nitrogen . .	N.	14·0	14·0	5
Osmium . .	Os.	99·7	199·2	6
Oxygen . .	O.	8·0	16·0	2
Palladium . .	Pd.	53·0	106·0	4

Name.	Symbol.	Atomic Weight.		Combining capacity.
		Old.	New.	
Phosphorus. .	P.	32·0	31·0	5
Platinum . .	Pt.	98·8	191·4	4
Potassium . .	K.	39·1	39·1	1
Rhodium . .	Rh.	52·2	104·4	4
Rubidium . .	Rb.	...	35·4	1
Ruthenium . .	Ru.	...	104·4	6
Selenium . .	Se.	39·6	79·4	6
Silicon. . .	Si.	22·0	28·0	4
Silver . . .	Ag.	108·0	108·0	1
Sodium . . .	Na.	23·0	23·0	1
Strontium . .	Sr.	43·8	87·6	2
Sulphur . . .	S.	16·0	32·0	6
Tantalum . .	Ta.	...	182·0	5
Tellurium . .	Te.	64·0	128·0	6
Thallium . .	Tl.	...	204·0	3
Thorium . . .	Th.	59·0	57·9	2
Tin	Sn.	59·0	118·0	4
Titanium . .	Ti.	24·3	50·0	4
Tungsten . .	W.	99·7	184·0	6
Uranium . . .	U.	60·0	120·0	4
Vanadium . .	V.	68·5	51·2	5
Yttrium . . .	Y.	32·0	61·6	2
Zinc	Zn.	32·0	65·2	...
Zirconium . .	Zr.	23·0	89·6	4

APPENDIX IV.

TABLE OF CHEMICAL FORMULÆ AND SOLUBILITIES OF PHARMACEUTICAL BODIES.

THE following table has been compiled from information collected from various sources, most freely from Storer's "Dictionary of Solubilities"; it makes no profession of accuracy in solubilities, as authorities differ so widely on this point in reference to almost all of the bodies not in extensive daily use, but I trust the degree of accuracy aimed at, and in most cases I hope arrived at, is such as to meet the want which I have endeavoured to supply, namely, such information as the dispenser or pharmaceutical operator frequently has occasion to seek while carrying on the common processes of the shop. If a mixture is prescribed with more saline matter than the water readily takes up, it is desirable to know whether the application of heat will effect a permanent solution of the whole, or whether there will be a deposition of crystals when it cools again. When a substance is prescribed, or is desired to be prescribed, it is convenient to know whether the same be soluble in water, spirit, ether, or other solvents suitable for internal or external use; for these and such like purposes an approximation to accuracy is all that is demanded, and where the use of decimal points might be understood to indicate a profession of great accuracy, they are in most cases put in as a result of calculating from the quantity of water required for

dissolving one part of salt into the quantity of salt dissolved by 100 of water; in many other cases the decimal points are put in only for the sake of avoiding an ambiguity which would result from their use in one case and not in another.

The formulæ and equivalent numbers having been collected from many sources, and based upon different theoretical views, will no doubt meet with criticism such as I should willingly have avoided had it been practicable to make them uniform and consistent in principle. They are not intended for the professional chemist, but for the pharmaceutical worker; and as they have been of service to myself on many occasions when a chemical had to be prepared in the absence of precise working instructions, I trust they will be useful to others similarly situated. Some substances are on the list without any appended information; they may be taken as indicating a good intention, and affording my readers facility to fill in information as they get the opportunity.

The term hot water may generally be understood to mean 212° Fahr., but in some cases it may mean the boiling point of a saturated solution of the substance in question; in other cases the authority quoted may have used a lower temperature, and I have thought it best to use the somewhat loose but safer term of simply "hot water." Cold water usually implies about 60° Fahr., but this also must be taken as an approximation. The term "spirit" is equally open to various constructions: some authorities apply the term "alcohol" to spirits of various strengths and say "strong alcohol," or "absolute alcohol" at other times. As far as I have been able I have made the term spirit apply to rectified spirit, and where further information was furnished of a useful character I have noted the relation of weaker spirit or alcohol to the solubility of the body in hand.

TABLE OF CHEMICAL FORMULÆ AND SOLUBILITIES OF PHARMACEUTICAL BODIES.

Name.	Formula.	Equiv- alent number.	Specific gravity.	Solubility in 100 parts water.		Solubility in 100 parts spirit.		Solubility in 100 parts ether.	Other solvents.	Notes.
				Cold.	Hot.	Cold.	Hot.			
Acid Acetic Gluc.	$C_4H_3O_3HO$	60.0	1.065	soluble in all proportions	soluble in all proportions	soluble in all proportions	soluble in all proportions			
„ Arsenic	AsO_3	115.0	solution, 2.55 to 1.93	244.8	freely soluble	slightly soluble in oils	
„ Arsenious ..	AsO_2	99.0	3.699	1.0	10.0	Authorities disagree regarding solubility of AsO_3 . It is <i>very</i> slow of solution, and the varieties differ.
„ Benzoic	$C_{14}H_3O_3HO$	112.0	0.5	4.0	freely soluble	soluble	fixed and volatile oils, &c.	
„ Boracic	$BO_3 \cdot 3HO$..	61.8	1.48	2.0	20.0	soluble	oils, acetic acid, gly- cerine	
„ Carbolic	$C_{12}H_6OHO$	94.0	1.065	about 5	freely soluble	soluble	glycerine, acetic acid, oils, &c.	Much less soluble in brine than in water; more soluble in alka- line liquors.
„ Chromic	CrO_3	50.28	..	very soluble	soluble	decom- posed	soluble	Most chromates are insoluble in water, but soluble in nitric acid.
„ Citric	$3HO$ $C_{12}H_3O_{11} \cdot 2Aq$	210.0	133.0	200.0	87.0	very soluble	soluble with heat	glycerine, &c.	

Name.	Formula.	Equiv- alent number.	Specific gravity.	Solubility in 100 parts water.		Solubility in 100 parts spirit.		Solubility in 100 parts ether.	Other solvents.	Notes.
				Cold.	Hot.	Cold.	Hot.			
Acid Formic	$C_2H_3O_2$	37.0	all pro- portions	all pro- portions	soluble ..	glycerine	
„ Gallic	$C_{14}H_3O_7$	143.0	1.0	30.0	soluble	easily soluble	soluble ..	glycerine, &c.	
„ Hydrobromic	HBr	81.0	2.73	very soluble	soluble	essential oils, glycerine	
„ Hydrochloric	HCl	36.5	gas 1.24	72.0	63.0	essential oils, glycerine, chloroform	The solution in gly- cerine and oils is more permanent than that in water.
„ Hydrocyanic	HC_2N	27.0	all pro- portions	all pro- portions	soluble ..	glycerine ..	Some saline solutions dissolve less HS than water does. The glycerine solution is more permanent than the aqueous.
„ Hydrosul- phuric	HS	17.0	gas 1.19	3 vols.	10 vols.	soluble ..		
„ Hypophos- phorous	PhO_3	55.0	very soluble	soluble	The stronger the spirit the less iodic acid it dissolves.
„ Iodic	IO_3	166.8	very soluble	very slightly	soluble	
„ Lactic	$C_6H_5O_3$	81.0	all pro- portions	all pro- portions	soluble	
„ Nitric	NO_3	54.0	400.0	decom- poses	
„ Oleic	$C_{36}H_{73}O_2$	273.0	insoluble	freely soluble	soluble in all proportion	essential oils, &c.	Freezes at 40° Fahr.
„ Osmic	OsO_4	131.4	slowly soluble	freely soluble	freely soluble	Alcoholic solution undergoes decom- position.

	C_2O_3	36.0	10.0	100.0 or more	40.0	50.0	difficultly soluble	The statements of solubility are very discordant.
„ Oxalic														
„ Perchloric ..	ClO_7	91.5	very soluble	..	soluble	..	soluble	Difficultly crystallizable.
„ Phosphoric ..	PO_3	71.0	very soluble	..	very soluble	..	soluble	
„ Phosphorous ..	PO_3	55.0	very soluble	..	soluble	..	soluble	
„ Pyrogallie ..	$C_{12}H_6O_6$	126.0	40.0	..	soluble	..	soluble	
„ Salicylic ..	$C_{14}H_5O_3 \cdot Aq$	138.0	0.5	more freely soluble	freely soluble	freely soluble	freely soluble	hot essential oils	..	
„ Stearic	$C_{63}H_{66}O_3$	514.0	insoluble	insoluble	soluble	freely soluble	8.0	benzine oils, &c.	..	Melts at 159° Fahr.
„ Succinic	$C_8H_8O_5$	91.0	5.0	soluble in all proportions	miscible with decomposition very soluble	60.0	soluble	essential oils	..	
„ Sulphuric ..	SO_3	40.0	
„ Sulphurous ..	SO_2	32.0	gas, 2.23	about 10	soluble	essential oils	..	Solubility in water greatly increased by reduction of temperature.
„ Tannic	$C_{34}H_{22}O_{34}$	618.0	very soluble	..	very soluble	..	very soluble	glycerine	..	Precipitated from aqueous solution by mineral acids.
„ Tartaric	$C_8H_4O_{10}$	132.0	75.0	..	50.0	..	insoluble	Authorities vary regarding the solubility in water. Probably the acid itself varies.
„ Valerianic ..	$C_{10}H_9O_3$	93.0	3.0	..	freely soluble	..	all proportions	
Aconitine	(?) $C_{60}H_{17}NO_{14}$	533.0	less than 1.0	2.0	freely	..	freely	chloroform	..	

Name.	Formula.	Equivalent number.	Specific gravity.	Solubility in 100 parts water.		Solubility in 100 parts spirit.		Solubility in 100 parts ether.	Other solvents.	Notes.
				Cold.	Hot.	Cold.	Hot.			
Alcohol	$C_4H_6O_2$..	46.0	0.794							
Aloine	(?) $C_{34}H_{18}O_{14}$	sparsingly 1.5	freely 20.0	freely	..	insoluble		
Aluminium	Al ..	13.6	2.5							
Alum. Ammon...	$Al_2O_3, 3SO_3 + AmOSO_3 + 24Aq$	451.0	..	9.0	420.0					
„ Chrome ..	$Cr_2O_3, 3SO_3 + KO, SO_3 + 24Aq$	500.0	..	20.0	Decomposed by boiling into a lower hydrate which is very soluble.
„ Iron	$Fe_2O_3, 3SO_3 + KO, SO_3 + 24Aq$	504.0	..	20.0	very soluble 357.0	insoluble				
„ Potash	$Al_2O_3, 3SO_3 + KO, SO_3 + 24Aq$	474.4	..	9.0
Alumin. Acetate..	$Al_2O_3, 3Ac..$..	204.0	1.24	10.0	Liable to decomposition by heat.
„ Chloride ..	$Al_2Cl_3..$..	133.7	..	70.0	..	very soluble				
„ Sulphate ..	$Al_2O_3, 3SO_3$..	171.3	..	50.0	..	insoluble	Insoluble in strong acetic acid.
„ Tannate ..										
Ammonium Acet.	$NH_4O, Ac..$..	204.3	..	very soluble	..	very soluble	Volatilizes along with water when its solution is evaporated.
„ Benzoate ..	$NH_4O, Bz..$..	139.0	..	very soluble freely	..	very soluble	
„ Bromide ..	NH_4Br ..	98.0	..	soluble	..	sparsingly soluble	

Carbonate (Sesqui.)..	$2\text{NH}_4\text{O}, 3\text{CO}_2$..	118.0	25.0	100.0	spar- ingly soluble	Said to be decom- posed by water into mono- and bi-car- bonates. The mono- carbonate is soluble in spirit.
Chloride ..	NH_4Cl ..	53.5	35.0	100.0	1.5	7.0	
Chromate ..	$\text{NH}_4\text{O CrO}_3$..	78.0	very soluble	insoluble		Deliquescent.
Citrate	$3\text{NH}_4\text{O}$ $\text{C}_{12}\text{H}_{21}\text{O}_{11}$	243.0	very soluble	slightly soluble	more soluble	
Fluoride ..	NH_4F ..	37.0	freely soluble	spar- ingly soluble	The acid fluoride is very soluble.
Formiate ..	$\text{NH}_4\text{O}, \text{Fo}$..	63.0	deliques- cent	
Iodide	NH_4I ..	145.0	very deliques- cent	very soluble		
Lactate	deliques- cent	14.0	insoluble	
Molybdate.										
Nitrate.....	NH_4ONO_3 ..	80.0	190.0	Authorities differ much regarding the solubility of this salt. The acid salt is less soluble than the neutral.
Oxalate ..	$\text{NH}_4\text{OOx Aq}$..	71.0	4.0	freely soluble	insoluble	The solution loses am- monia when heated.
Phosphate .	$2\text{NH}_4\text{O}, \text{PO}_3\text{Aq}$	132.0	50.0	insoluble	
Salicylate	very soluble					
Succinate ..	$3\text{NH}_4\text{O}, \text{Sc}$..	169.0	readily soluble	readily soluble	readily soluble	creosote ..	Loses ammonia by exposure to the air.

Name.	Formula.	Equivalent number.	Specific gravity.	Solubility in 100 parts water.		Solubility in 100 parts spirit.		Solubility in 100 parts ether.	Other solvents.	Notes.
				Cold.	Hot.	Cold.	Hot.			
Ammonium Sulphate	NH_4OSO_3 ..	66.0	75.0	sparingly soluble	Almost insoluble in alcohol, but freely soluble in proof spirit.
„ Sulphocyanide	NH_4CyS_2 ..	76.0	deliquescent	freely soluble	The neutral salt more soluble in cold than in hot water. The acid salt sparingly soluble in cold but freely in hot, and quite insoluble in pure alcohol.
„ Tannate	freely soluble	insoluble	
„ Tartrate	very soluble	insoluble	
„ „	
„ „ Acid	$\text{NH}_4\text{O}, \text{Tr Aq}$..	167.0	sparingly soluble	freely soluble	insoluble	
„ „ Valerianate	$\text{NH}_4\text{O VI}$..	119.0	deliquescent	freely soluble	
„ „ Vanadate	very sparingly	
Amyl	$\text{C}_{20}\text{H}_{22}$..	142.0	liquid, 0.74; vapour, 4.89	insoluble	freely soluble	freely soluble	
„ „ Acetate.....	insoluble	freely soluble	freely soluble
„ „ Chloride	insoluble	freely soluble	freely soluble

		$C_{20}H_{22} + H_2$	144.0	liquid, 0.638 vapour, 2.50	insoluble spar- ingly soluble	freely soluble	freely soluble	Boils at 86° F. The lightest liquid known.
Hydride	
Nitrate	insoluble	freely soluble	freely soluble		
Nitrite	insoluble	freely soluble	freely soluble	oils, &c.	
Aniline		$C_{12}H_7N$..	93.0	1.02	insoluble	freely soluble	freely soluble	oils, &c.	
Chloride ..												
Nitrate												
Sulphate ..												
Antimony		Sb ..	129.0	6.7								
Arsenate	insoluble	Decomposed by water.
Bromide ..		$SbBr_3$..	369.0	deliques- cent	Decomposed by water.
Chloride ..		$SbCl_3$..	235.0	deliques- cent	Decomposed by water.
Iodide		SbI_3 ..	503.0	decom- posed	decom- posed	hydriodic and hydro- chloric acids	Decomposed by water or spirit.
Sulphate	insoluble	sulphuric acid glycerine	Decomposed by water. Insoluble in absolute alcohol.
Tartrate & Potash ..		$KO, SbO_3, HO,$ $C_3H_4O_{10}$	341.0	7.0	50.0	
Apomorphia												
Arsenic		As ..	75.0	5.7								
Bromide ..		$AsBr_3$..	315.0	decom- posed	Decomposed by water to a soluble acid salt and insoluble basic.

Name.	Formula.	Equiv- alent number.	Specific gravity.	Solubility in 100 parts water.		Solubility in 100 parts spirit.		Solubility in 100 parts ether.	Other solvents.	Notes.
				Cold.	Hot.	Cold.	Hot.			
Arsenic Chloride	AsCl_3	181.5	soluble in a small quan- tity of water	soluble	soluble ..	oils, &c. ..	Soluble without de- composition in a small quantity of water, but decom- posed on dilution into arsenious and hydrochloric acids. Decomposed by a small bulk of water, but entirely dis- solved when largely diluted.
„ Iodide	AsI_3	455.6	soluble	
„ Sulphide ..	AsS_3	123.0	insoluble	insoluble	solutions of alkaline sulphides, &c.	
„ „	AsS_5	155.0	insoluble	solutions of alkaline sulphides, &c.	
Atropine	$\text{C}_{34}\text{H}_{23}\text{NO}_6$	289.0	0.2	1.4	freely soluble	freely soluble	chloroform, oils, &c.	
„ Sulphate	freely, 100.0	freely, 30.0	sparingly		
„ Valerianate	$\text{C}_{34}\text{H}_{23}\text{NO}_6$, V12 Aq	400.0	very soluble	soluble	not freely soluble		
Barium	Ba	68.6							
„ Acetate ..	BaOAc Aq	136.0	75.0	95.0	1.0	insoluble		
„ Bromate ..	BaOBrO_3 Aq	205.6	0.8	4.0					
„ Bromide ..	BaBr 2 Aq..	166.5	100.0	150.0	freely soluble				

Carbonate	BaOCO ₂	..	98.6	4.29	insoluble	Soluble in about 25,000 parts of water or 1,500 of water with carbonic acid. Sparingly soluble in proof spirit. Proof spirit dissolves about 1 per cent.; pure alcohol none.
Chlorate	BaOClO ₃ Aq	..	161.1	..	50.0	126.0	insoluble	More soluble when precipitated cold than when from hot solutions.
Chloride	BaCl	..	104.0	3.9	35.0	75.0	sparingly	Soluble in hydrofluoric acid.
Chromate	BaOCrO ₃	..	128.0	..	insoluble	dilute mineral acids	
Citrate	3 BaOC ₁₂ H ₅ O ₁₁	..	394.5	..	sparingly soluble	solution of citric and other acids	
Fluoride	BaFl	..	87.5	..	insoluble	solution of citrate of soda	
Formate	C ₂ HBaO ₄	..	113.5	..	25.0	..	insoluble	
Hydrate	BaOH	..	85.6	..	2.0 or 3.0	50.0	soluble	..	insoluble	..	syrup	
Hypophosphite	BaO 2 HO PO, Aq	..	143.5	..	28.0	33.0	insoluble	
Iodide	BaI	..	195.5	..	200.0 very soluble	300.0	freely soluble	
Lactate, Bi-	BaOH C ₁₂ H ₁₀ O ₁₀	..	247.5	..	soluble	..	soluble	..	insoluble	Insoluble in absolute alcohol; soluble in proof spirit.
Nitrate	BaONO ₃	..	130.5	..	8.0	35.0	slightly soluble	Much less soluble in dilute nitric and hydrochloric acids; almost insoluble in the strong acids.
Oleate	insoluble	slightly soluble	slightly soluble	..	oleic acid	May be crystallized from boiling alcohol.

Name.	Formula.	Equiv- alent number.	Specific gravity.	Solubility in 100 parts water.		Solubility in 100 parts spirit.		Solubility in 100 parts ether.	Other solvents.	Notes.
				Cold.	Hot.	Cold.	Hot.			
Barium Oxalate	BaO, Ox Aq	121.5	nearly insolu- ble	solution of citrate of soda or chloride of ammonium	Soluble in acetic and oxalic acids.
„ Oxide	BaO	76.6	4.0						
„ Permanga- nate	BaOMn ₂ O ₇	187.5	soluble						
„ Phosphate	very spar- ingly soluble	solution of ammonium chloride and soda citrate	Soluble in phosphoric, nitric, and some other acids.
„ Sulphate ..	BaOSO ₃	116.6	4.3	insoluble	Traces of sulphate of baryta are dissolved by nitric and hydro- chloric acids. When dissolved in water it is converted into hydrate and sulphhydrate of ba- ryta.
„ Sulphide ..	BaS	84.6	soluble	
„ Sulphite ..	BaOSO ₂	108.5	spar- ingly soluble	sulphurous acid	
„ Sulphocar- bolate	soluble			
Benzole	C ₁₂ H ₆	very spar- ingly	soluble	soluble	chloroform, oils, &c.	A good solvent of essential oils, fats, &c.

Barberin	spars- ingly	..	0.2	freely soluble	insoluble	.. alkaline solu- tions and vegetable acids	
Hydrochlo- rate	0.14	..	soluble	Decomposed by water.
Bismuth	Bi	210.0	..	decom- posed	Insoluble in carbonic acid water.
Bromide ..	BiBr ₃	450.0	..	insoluble	solution of chloride of ammonium	Decomposed by water into oxychloride of bismuth and hydro- chloric acid.
Carbonate..	2 (BiO ₃ CO ₂)HO	521.0	..	deliques- cent	dilute hydro- chloric acid or citric acid	Not soluble in aque- ous chromic acids.
Chloride ..	BiCl ₃	319.0	..	insoluble	dilute nitric and hydro- chloric acids	Soluble in alkaline citricates.
Chromate..	BiO ₃ 3 CrO ₃	390.0	..	insoluble	solution of iodide of potassium	Decomposed by water.
Citrate	decom- posed	Aqueous citric and acetic acids	Decomposed into basic salt which precipi- tates, and an acid salt which remains in solution
Iodide ..	Bi ₂ I ₃	593.5	..	decom- posed	[(?) BiO ₃ 12 NO ₃] The subnitrate con- tinues to yield nitric acid and bismuth to water
Nitrate ..	Bi ₂ O ₃ 3 NO ₃ 10 Aq	488.8	..	insoluble	[(?) BiO ₃ 12 NO ₃] till little else than oxide remains.
Sub-	BiO ₃ NO ₃ 2 Aq	306.0	..	insoluble	

" Sulphate ..	Bru. SO_3 8 Aq. ..	506.0	freely soluble	little soluble	very sparingly soluble	..	Soluble without decomposition in hydrochloric acid.
Cadmium	Cd ..	56.0	deliquescent	readily soluble	readily soluble	..	
" Bromide ..	CdBr ..	136.0	
" Carbonate ..	CdO CO_2 ..	86.0	insoluble	Chloride of ammonia, cyanide of potassium, &c.	
" Chloride ..	CdCl 2 Aq. ..	109.5	deliquescent	
" Iodide	CdI ..	182.6	readily soluble	readily soluble	very sparingly	..	
" Nitrate	CdONO ₃ 4 Aq ..	154.0	deliquescent	readily soluble	Almost insoluble in strong nitric acid.
" Phosphate	insoluble	soluble along with other salts of cadmium	
" Sulphate ..	CdOSO ₃ ..	103.7	100.0	freely	..	5.0	sparingly ..	chloroform and essential oils	
Caffeine	$\text{C}_{16}\text{H}_{10}\text{N}_4\text{O}_4$ 2 Aq	212.0	sparingly, about 2.0	The existence of a true citrate is doubtful.
" Citrate	soluble	
Calcium	Ca ..	20.1	
" Acetate ..	CaOAc ..	79.0	16.0	4.0	arsenic acid and ammonia salts	
" Arseniate ..	2 CaOAsO ₃ + 6 Aq	225.0	insoluble	
" Benzoate ..	CaOBz 4 Aq ..	177.0	4.0	more soluble	
" Borate	CaOBO ₃ 2 Aq ..	81.0	slightly soluble	more soluble	..	insoluble	solutions of ammonia salts	Other compounds of CaO with BO_3 less soluble.

Name.	Formula.	Equiv- alent number.	Specific gravity.	Solubility in 100 parts water.		Solubility in 100 parts spirit.		Solubility in 100 parts ether.	Other solvents.	Notes.
				Cold.	Hot.	Cold.	Hot.			
Calcium Bromide	CaBr	100.0	140.0	300.0	very soluble
" Carbolate..	soluble	insoluble
" Carbonate .	CaOCO ₂	50.0	almost insolu- ble	insoluble	slightly solu- ble in chlo- ride of am- monium	More soluble in car- bonic acid water or lime water than in pure water.
" Chlorate ..	CaO, ClO ₃ 2 Aq .	121.5	very soluble	freely soluble
" Chloride ..	CaCl	55.5	71.0	200.0	freely soluble	Soluble in some of the compound ethers.
" " Cryst.	CaCl 6 Aq	109.5	400.0	insoluble
" Chromate ..	CaOCrO ₃ 2 Aq ..	98.0	easily soluble
" Citrate	3 CaOHO C ₁₂ H ₅ O ₁₁	258.0	soluble	less solu- ble	acetic acid	Cold solutions preci- pitate the citrate on heating.
" Fluoride ..	CaFl	39.0	insoluble	not quite insoluble	slightly soluble in aqueous ammonia salts
" Hypochlo- rite	CaOClO	71.5	soluble	decom- posed by boiling
" Hypophos- phite	CaOPO 2 Aq ..	85.0	16.0	little more soluble with heat	very slightly
" Hyposul- phite	100.0	decom- posed	insoluble

Iodate	0.2	insoluble	Other authorities say it is insoluble in absolute alcohol.
Iodide	CaI	147.0	soluble
Lactate	$C_{12}H_{10}Ca_2O_{12}$ 8 Aq	290.0	soluble	very soluble	insoluble..
Malate	very sparingly
Nitrate	CaO, NO ₅ 4 Aq	118.0	13.0	100.0
Oxalate ..	CaO, C ₂ O ₃ 2 Aq	82.0	insoluble	..	insoluble	citrate of soda	..	Slightly soluble in oxalic and acetic acids, freely in hydrochloric.
Oxide	CaO	28.0	almost insoluble	..	insoluble	syrup	..	Gelatine and some other organic substances increase solubility in water.
Perman- ganate Phosphate	deliquescent	Freely soluble in hydrochloric acid, less freely in organic acids.
Super- Phosphate	3 CaO, PO ₅	155.0	almost insoluble
Phosphite..	CaO, PO ₅ 2 Aq	117.0	very soluble decomposed	Both the acid and normal salt are soluble in water and precipitated by alcohol.

Bromide	deliquescent 100.0 ;	25.0 to 30.0 ; soluble	Soluble in nitric or hydrochloric acids.
Chloride	deliquescent	soluble	Chinoline dissolves in water to a limited extent.
Lactate.....	deliquescent	soluble	
Nitrate.....	insoluble	
Oxalate	insoluble	soluble	
Oxide	insoluble	
Chinoline	insoluble	
Tartrate	insoluble	
Chloral Hydrate	insoluble	
Chlorine	insoluble	
Chloroform.....	insoluble	
Chromium	insoluble	
Chloride	insoluble	
Nitrate.....	insoluble	
Oxalate	insoluble	
Phosphate	insoluble	
Sulphate	insoluble	

Name.	Formula.	Equiv- alent number.	Specific gravity.	Solubility in 100 parts water.		Solubility in 100 parts spirit.		Solubility in 100 parts ether.	Other solvents.	Notes.
				Cold.	Hot.	Cold.	Hot.			
Cinchonidine	$C_{40}H_{24}N_2O_2$	0.03	0.2	1.1	5.0	0.3		
„ Sulphate ..	$C_{40}H_{24}N_2O_2$ $2H_2SO_4$	1.0	6.0	freely soluble	almost in- soluble		
Cinchonine	$C_{40}H_{24}N_2O_2$	308.0	0.015	0.04	1.0	slightly soluble	chloroform, 2.5	
„ Chloride ..	$C_{40}H_{24}N_2O_2.HCl$	soluble ; about 4	soluble	insoluble ..	acid solutions	
„ Sulphate ..	$C_{40}H_{24}N_2O_2$ $SO_3 3 Aq$	375.0	2.0	9.0	14.0	More soluble with excess of acid.
„ Tannate	very spar- ingly	soluble				
„ Tartrate	spar- ingly soluble	more soluble	freely soluble				
Cobalt	Co	29.5	freely soluble						
„ Acetate	insoluble						
„ Carbonate	freely soluble	freely soluble				
„ Chloride ..	$CoCl$	65.0	freely soluble	freely soluble				
„ Nitrate	$CoO, NO_3 6 Aq$	145.5	freely soluble	2.0	readily soluble	readily soluble		
Codeine	$C_{36}H_{21}N_1O_8 2 HO$	1.0		freely soluble	freely soluble		
Coniine	$C_{16}H_{13}N$	0.89	slightly, 1.0	freely soluble	insoluble	oils, &c. ..	Coniine dissolves water.
Copper	Cu	31.6	8.0	insoluble		
„ Acetate ..	$CuO, Ac Aq$	91.6	7.0	20.0	insoluble		
„ Arseniate ..	$2 CuO, AsO_5$	194.6	insoluble	insoluble	insoluble	liquor am- monia, acids	

Name.	Formula.	Equiv- alent number.	Specific gravity.	Solubility in 100 parts water.		Solubility in 100 parts spirit.		Solubility in 100 parts ether.	Other solvents.	Notes.
				Cold.	Hot.	Cold.	Hot.			
Croton Chloral Hydrate	$C_8H_3Cl_3O_2 \cdot 2HO$	part soluble	little soluble	part soluble	The soluble portion contains an alkaloid curara or curarine, regarding the pro- perties of which authorities differ.
Curare.....	Said to be identical with atropine.
Daturine.....	Other modifications are soluble in cold water.
" Sulphate ..	$C_{12}H_{10}O_{10}$..	162.0	gelatin- izes	dissolves freely	insoluble	slightly soluble	Soluble in ammonia water.
Dextrin	
Digitalin	$C_{20}H_{18}O_8$..	192.0	insoluble	soluble	very slightly	hydrochloric and acetic acids	
Duboisine Sulph.	
Emetine	$(?) C_{37}H_{27}NO_{10}$..	343.0	slightly soluble	more soluble	freely soluble	almost in- soluble	dilute acids	In combination with the acids of ipecacu- anha it dissolves in cold water.
Eserine Sulphate	
" Hydrobro- mate	
" Salicylate	$C_4H_3O_1$..	37.0	10.0	less soluble	all pro- portions	oils, &c.	
Ether	$C_8H_9O_4$..	88.0	10.0	all pro- portions	all propor- tions	
" Acetic	C_4H_3O, NO_3 ..	75.0	2.0	all pro- portions	all propor- tions	
" Nitrous	
Ethyl Bromide ..	C_4H_3Br ..	109.0	spar- ingly	all pro- portions	all propor- tions	

Name.	Formula.	Equiva- lent number.	Specific gravity.	Solubility in 100 parts water.		Solubility in 100 parts spirit.		Solubility in 100 parts ether.	Other solvents.	Notes.
				Cold.	Hot.	Cold.	Hot.			
Gutta-percha.....	insoluble	insoluble	soluble ..	benzine, chloroform, carbon sulphide, oil of tur- pentine	The composition and nature of gutta- percha are not quite constant.
Hydrogen	H	1.0							
„ Peroxide	miscible in all pro- portions					
Hyoscyamine	0.2	readily soluble	soluble ..	oils	Forms salts soluble in water and alcohol.
„ Sulphate	very soluble	insoluble	insoluble	hot carbolie acid	Strong sulphuric acid dissolves it with combination.
Indigo.....	$C_{16}H_5NO_2$	131.0	insoluble					
Iodine	I	127.0	spar- ingly	more soluble	8.0 or 10.0	30.0 ; soluble	benzine,chlo- roform,car- bon sul- phide, &c.	Soluble also in aque- ous solutions of iodide.
Iodoform.....	C_2HI_3	394.0	insoluble	soluble	4.0	13.0	chloroform, carbon sul- phide, oils, &c.	
Iron.....	Fe	28.0							
„ Acetate	$FeO, C_4H_3O_3, 3Aq$	114.0	very soluble						

Name.	Formula.	Equivalent number.	Specific gravity.	Solubility in 100 parts water.		Solubility in 100 parts spirit.		Solubility in 100 parts ether.	Other solvents.	Notes.
				Cold.	Hot.	Cold.	Hot.			
Iron Ferricyanide	$\text{Fe}_2\text{Cy}_3 \cdot 3 \text{ FeCy}$	242.0	insoluble	insoluble	insoluble	solution of oxalic acid	Partially soluble in water free from salts, and in water containing ferrocyanide of potassium.
„ Gallate	slightly soluble	freely soluble in acetic acid	Ferric gallate is less soluble than ferrous.
„ Hypophosphite	$\text{FeO}, 2 \text{ HO PO } 6 \text{ Aq}$	139.0	soluble	The ferric salt is sparingly soluble in water, but more so in hypophosphorous or hydrochloric acid.
„ Iodate	FeO IO_5	203.0	sparingly soluble	aqueous solution of proto-sulphate of iron	The ferric salt is sparingly soluble in water, but soluble in perchloride of iron.
„ Iodide	$\text{FeI } 4 \text{ Aq}$	191.0	very deliquescent	soluble	syrup, glycerine, &c.	The commercial salt has not generally the 4 Aq.
„ Lactate	$\text{C}_{12}\text{H}_{10}\text{Fe}_2\text{O}_{12} 6 \text{ Aq}$	288.0	not freely soluble	freely soluble	soluble	The ferric salt is deliquescent, but insoluble in alcohol.
„ Malate	very soluble	very soluble	
„ Nitrate	$\text{FeO NO}_5 6 \text{ Aq}$..	144.0	freely soluble	decomposed by boiling	The ferric salt is deliquescent and freely soluble in alcohol.

" Oxalate, Per-	$\text{Fe}_2\text{O}_3 \cdot 3 \text{C}_2\text{O}_3$	188.0	oxalic acid	
" " Proto-	$\text{FeO} \cdot \text{C}_2\text{O}_3 \cdot 2 \text{Aq.}$	90.0	insoluble	ferric oxalate with free oxalic acid	
" Phosphate, Per-	$\text{Fe}_2\text{O}_3 \cdot \text{PO}_5$	151.0	insoluble	insoluble	acids, alkaline phosphate of ammonia, citrate of soda, &c. phosphoric and many other acids	
" Phosphate, Proto-	$3 \text{FeO}, \text{PO}_5$	179.0	insoluble	insoluble		
" Phosphite ..	$2 \text{FeO}, \text{HO} \cdot \text{PO}_3$	136.0	sparingly soluble		
" Salicylate ..	$2 \text{FeO} \cdot \text{C}_6\text{H}_4\text{O}_6$	172.0	nearly insoluble	aqueous solutions of ammonia-cal salts	Several ferric succinates exist, having little solubility in water, but soluble in mineral acids. Insoluble in oil of vitriol.
" Succinate
" Sulphate, Per-	$\text{Fe}_2\text{O}_3 \cdot 3 \text{SO}_3 \cdot 9 \text{Aq.}$	281.0	very soluble	freely soluble
" " Proto-	$\text{FeO} \cdot \text{SO}_3 \cdot 7 \text{Aq.}$	139.0	70.0	300.0
" Sulpho-carbolate			insoluble	insoluble
" Tannate	Both ferrous and ferric tannates are soluble with decomposition in oxalic, or strong mineral acids.

Name.	Formula.	Equiv- alent number.	Specific gravity.	Solubility in 100 parts water.		Solubility in 100 parts spirit.		Solubility in 100 parts ether.	Other solvents.	Notes.
				Cold.	Hot.	Cold.	Hot.			
Iron Tartrate ..	$2 \text{FeO C}_8\text{H}_4\text{O}_{10}$	204.0	spar- ingly soluble	alkaline solu- tions and alkaline tartrates.	The ferric salt is more soluble, and forms readily soluble com- pounds with alka- line tartrates.
„ „ Ammon.	indefinite	soluble	insoluble	insoluble		
„ Valerianate	$\text{Fe}_2\text{O}_3 3 \text{C}_{10}\text{H}_9\text{O}_3$	359.0	insoluble	decom- posed	soluble	readily soluble in acids	The ferrous salt is slightly soluble in water.
Jalapine										
Lead	$\text{Pb}.. ..$	103.5								
Lead Acetate....	$\text{PbO C}_4\text{H}_3\text{O}_3 3\text{Aq}$	189.0	100.0	200.0	spar- ingly soluble	insoluble		
„ Arsenite ..	PbO AsO_3	210.5	slightly soluble	Insoluble in liquor potassæ, soluble in liquor sodæ. Basic salts less soluble in water.
„ Borate	PbO 2BO_3	181.5	slightly soluble	Boracic acid and ox- ide of lead combine in all proportions if fused together, forming glassy com- pounds.
„ Bromide	very spar- ingly soluble	citrate of soda	

Carbonate	PbO HO 2 PbO CO ₂	367.5	very spar- ingly soluble	insoluble	acetate of ammonia, alkaline so- lutions, carbonic acid, &c.	Carbonate of lead is of variable composi- tion; the formula given is said to be the most usual.
Chlorate ..	PbO ClO ₃ ..	187.0	easily soluble	easily soluble		
Chloride ..	PbCl ..	139.0	(?) 4.5	more soluble		
Chromate ..	PbO CrO ₃ ..	161.7	insoluble	insoluble	liquor potash, strong nitric acid dis- solves more than 1 per cent.	Not precipitated from solutions containing citrate of soda.
Formate ..	C ₂ HPbO ₄ ..	148.5	3.0	nearly insoluble		
Hypophos- phite	PbO HO PO	159.5	diffi- cultly soluble	easily soluble		
Hyposul- phite	PbO S ₂ O ₂ ..	159.5	very spar- ingly	hyposulphite of ammonia	
Iodide	PbI ..	230.5	very spar- ingly	0.5	soluble iodides and citrate	
Nitrate	PbO NO ₃ ..	165.5	50.0	insoluble	fats, oils, &c.	
Oleate	PbO C ₃₆ H ₃₃ O ₃ ..	384.5	insoluble	insoluble		
Oxalate ..	PbO C ₂ O ₃ ..	147.5	insoluble	insoluble		
Oxide	PbO ..	111.5	nearly insoluble	insoluble		Not quite insoluble in pure water; more soluble in presence of sugar, &c., and in alkaline solutions.
Phosphate	2 PbO HO PO ₃ ..	303.0	insoluble	insoluble	dilute nitric acid	

Name.	Formula.	Equiv- alent number.	Specific gravity.	Solubility in 100 parts water.		Solubility in 100 parts spirit.		Solubility in 100 parts ether.	Other solvents.	Notes.
				Cold.	Hot.	Cold.	Hot.			
Lead Sulphate ..	PbO SO_3	151.5	insoluble	insoluble	alkaline acetates, citricates, tartrates	Slightly soluble in oil of vitriol, more so in potash lye.
„ Sulphide ..	PbS	119.5	insoluble
„ Sulphite ..	PbOSO_2	143.5	insoluble
„ Tannate
„ Tartrate ..	$2 \text{ PbO C}_8\text{H}_4\text{O}_{10}$..	355.0	insoluble	insoluble	insoluble..	liquor potash and alka- line tar- trates	Sparingly soluble in sulphurous acid. One of the most in- soluble salts known.
Lithium	Li	6.5
„ Acet.	$\text{LiOC}_4\text{H}_3\text{O}_3 \cdot 4 \text{ Aq}$	101.5	300.0	20.0	sparingly soluble
„ Benzoate	freely soluble
„ Bromide	200.0
„ Carbonate..	LiO CO_2	36.5	very spar- ingly exceed- ingly deliques- cent soluble	0.8	carbonic acid water
„ Chloride ..	$\text{LiCl } 4 \text{ Aq}$	78.0	soluble
„ Citrate	$3 \text{ LiO C}_{12}\text{H}_5\text{O}_{11}$..	208.5
„ Guaiacate
„ Iodide	$\text{LiI } 6 \text{ Aq}$	187.5	160.0	500.0

Nitrate....	$\text{LiO NO}_3 \cdot 5 \text{ Aq}$	113.5	50.0 ; deliques- cent	250.0	very soluble	insoluble	The phosphates con- taining 2 and 3 LiO are sparingly solu- ble, except in acids.
Oxalate ..	$\text{LiO, C}_2\text{O}_3$	50.5	readily soluble	..	insoluble	
Oxide	LiO HO	23.5	about 5.0 ; slowly soluble	..	spar- ingly soluble	
Phosphate..	$\text{LiO } 2 \text{ HO PO}_3$	103.5	deliques- cent	
Salicylate..													
Sulphate ..	$\text{LiO SO}_3 \text{ Aq}$	63.5	34.6 ; very soluble	less solu- ble(?)	
Magnesium	Mg	12.0	1.7	
Acetate....	MgO	107.0	100.0	..	very soluble	
Borate	$\text{C}_4\text{H}_3\text{O}_3 \cdot 4 \text{ Aq}$	126.8	insoluble	insoluble	Soluble in HCl.
Borocitrate..	$\text{MgO BO}_3 \cdot 8 \text{ Aq}$	164.0	very soluble	
Bromide ..	$\text{MgBr } 6 \text{ Aq}$	142.0	insoluble	..	insoluble	
Carbonate..	3 MgO, CO_2 + $\text{MgO, } 5 \text{ Aq}$		carbonic acid water and some neu- tral salts
Chloride ..	MgCl	47.5	2.17	..	100.0 ; deliques- cent	..	14.0	
Citrate	$\text{C}_{12}\text{H}_3\text{Mg}_3\text{O}_{14}$ + 14 Aq	351.0	soluble	..	insoluble	Only soluble when fresh.
Hypophos- phite	$\text{MgO } 2 \text{ HO}$ $\text{PO } 6 \text{ Aq}$	131.0	freely soluble	
Hyposul- phite	$\text{MgO, S}_2\text{O}_2 \cdot 6 \text{ Aq}$	122.0	very soluble	more soluble	

Name	Formula.	Equiv- alent number.	Specific gravity.	Solubility in 100 parts water.		Solubility in 100 parts spirit.		Solubility in 100 parts ether.	Other solvents.	Notes.
				Cold.	Hot.	Cold.	Hot.			
Magnesium	MgI	139.0	deliques- cent	insoluble	That with 8 Aq is the more soluble salt.
Iodide	$C_{12}H_{10}Mg_2O_{12}$	274.0 or	3.5	insoluble	
Lactate ..	8 Aq or 6 Aq	292.0	soluble	very	
Nitrate....	MgO NO ₅ 6 Aq	128.0	200.0	soluble	
Oxalate ..	MgO C ₂ O ₃ 2 Aq	74.0	nearly insoluble	insoluble	The hydrate is soluble in syrup; also in ammoniacal salts.
Oxide	MgO	20.0	3.6	insoluble	insoluble	The basic salts are in- soluble except in acids; they contain 2 and 3 MgO.
Phosphate	MgO 2 HO PO ₅	109.0	soluble	soluble	
Sulphate ..	MgO SO ₃ 7 Aq	123.0	1.66	32.7	72.3	insoluble	
Sulphocar- bolate	2 MgO 8 Aq	244.0	0.8	ammoniacal salts, tar- taric acid	
Tartrate ..	C ₃ H ₄ O ₁₀	soluble	spar- ingly soluble	
Valerianate	
Manganese.....	Mn	27.5	30.0	soluble	Soluble in acids with decomposition.
Acetate ..	MnOC ₂ H ₃ O ₃ 4 Aq	122.5	nearly	
Carbonate	MnO CO ₂	57.5	insoluble	
Chloride ..	MnCl	63.0	60.0	120.0	50.0	70.0	
Phosphate	MnO 2 HO PO ₅	142.5	readily soluble	decom- posed	The salts with 2 and 3 MnO are sparingly soluble.

" Sulphate ..	MnOSO ₃ 4 Aq	111.5	120.0	140.0	very soluble	oils, &c.	
Menthol	C ₁₀ H ₂₀ O	spar- ingly soluble	
Mercury	Hg ..	100.0	spar- ingly soluble	more soluble	insoluble	acetic acid..	Mercuric acetate is more freely soluble both in water and alcohol.
" Acetate ..	Hg ₂ O, C ₄ H ₃ O ₃ ..	259.0	
" Bromide, Per-	HgBr ₂ ..	260.0	0.2	4.0	8.0	33.0	freely soluble	..	
" Proto-	HgBr ..	180.0	insoluble	..	insoluble	
" Carbonate	HgOCO ₂ ..	130.0	insoluble	The mercurous car- bonate is also in- soluble, and decom- posed by boiling water.
" Chloride, Per-	HgCl ..	135.5	5.0	30.0	30.0	60.0	25.0 soluble	alkaline chlorides	
" Sub-	Hg ₂ Cl ..	235.5	insoluble	aqua regia, solution of chloride of ammonium with heat	
" Chromate..	Hg ₂ O, CrO ₃ ..	258.3	insoluble	Converted by nitric acid into mercuric chromate.
" Cyanide ..	HgCy ..	126.0	12.0	50.0	nearly insoluble	8.0	sparingly ..	fixed oils, glycerine, hot brine	
" Iodide, Per-	HgI ..	227.0	insoluble	slightly sol- uble with KI	
" Sub-	Hg ₂ I ..	327.0	insoluble	..	insoluble	Forms soluble double salt with KI.
" Nitrate....	HgONO ₃ ..	162.0	deliques- cent	

Name.	Formula.	Equivalent number.	Specific gravity.	Solubility in 100 parts water.		Solubility in 100 parts spirit.		Solubility in 100 parts ether.	Other solvents.	Notes.
				Cold.	Hot.	Cold.	Hot.			
Nicotine	all proportions	all proportions	all proportions	oils, &c. ..	Ether abstracts it from aqueous solutions. Acetic acid abstracts it from oily solutions.
Nitrogen	N	14.0
Nitroglycerine ..	$C_6H_5(NO_2)_3O_6$..	227.0	slightly soluble	soluble	soluble
Oxygen	O	8.0
Papaverine	$C_{40}H_{21}NO_8$..	339.0	insoluble	sparingly soluble	more soluble	soluble
Paraffin	insoluble	sparingly soluble	3.0	soluble	benzine, chloroform, sulphide of carbon
Phosphorus	P	31.0	insoluble	slightly soluble	fixed and volatile oils	Soluble in about 320 parts of absolute alcohol, in 80 of ether, and very freely in sulphide of carbon.
Pilocarpine Nitrate
Hydrochlorate
Piperin	$C_{17}H_{19}NO_3$	nearly insoluble	sparingly soluble	3.0	100.0
Platinum	Pt	98.5
Bichloride	$PtCl_2$ 8 Aq ..	241.5	soluble	soluble	soluble	Alcoholic or ethereal solutions decompose by keeping or exposure to light.

Iodide	PtI ₂	352·5	insoluble	slightly soluble	hydriodic acid and some other iodides	PtI and Pt ₂ I ₃ are also insoluble in water.
Potassium	K	39·0	Forms hydrates with 1 and 3 Aq. The alkaline salts are deliquescent, containing 2 and 3 equivalents of KO. Other compounds with 2 KO, or with 2 AsO ₃ , both soluble in Aq. Deliquescent. The salt with 2 Bz is less soluble.
" Acetate ..	KO, C ₄ H ₃ O ₃	98·0	200·0	50·0 freely soluble	
" Antimoniate	KOSbO ₆	209·0	insoluble	
" Arseniate ..	KOAsO ₅ , 2 HO	108·0	20·0	insoluble	
" Arsenite ..	KO, AsO ₃	146·0	soluble	slightly soluble	
" Benzoate ..	C ₁₄ H ₃ KO ₄	160·0	soluble	soluble	
" Borate	KO 2 BO ₃ , 5 Aq.	162·0	freely soluble	
" Bromate ..	KOBRO ₃	167·0	6·6	48·0	..	sparingly soluble	
" Bromide ..	KBr	119·0	70·0	100·0	5·0	0·5	More soluble in proof spirit.
" Carbonate, Bi-	KO, HO, 2 CO ₂	100·0	30·0	decomposes under 212° F.	..	almost insoluble	
" " Sub-	KO, CO ₂	69·0	110·0	205·0	..	almost insoluble	Commercial contains about 16 per cent. of Aq.
" Chlorate ..	KO, ClO ₃	122·5	6·0	60·0	0·8	slightly soluble	
" Chloride ..	KCl	74·5	33·0	59·2	2·0	insoluble	

Name.	Formula.	Equiv- alent number.	Specific gravity.	Solubility in 100 parts water.		Solubility in 100 parts spirit.		Solubility in 100 parts ether.	Other solvents.	Notes.
				Cold.	Hot.	Cold.	Hot.			
Potassium										
Chromate, Bi-	KO, 2 CrO ₃ ..	147.5	..	10.0	100.0	insoluble				
" " Neutr.	KO, CrO ₃ ..	97.3	..	50.0	60.0	slightly				
" Citrate	C ₁₂ H ₃ K ₃ O ₁₄ 2Aq	324.0	..	soluble	..	slightly				
" Cyanide ..	KCy	65.0	..	100.0	..	slightly	Facilitates the solu- tion of many less soluble cyanides.
" Ferri- cyanide, Red	K ₃ Fe ₃ C ₁₂ N ₆ ..	329.0	..	40.0	80.0	spar- ingly soluble				
" " Yellow	K ₂ FeC ₆ N ₃ 3 Aq	211.0	..	28.0	90.0	insoluble				
" Fluoride ..	KFl	58.0	..	very deliques- cent	..	spar- ingly soluble				
" Formate ..	C ₂ HKO ₄	84.0	..	very soluble	..	freely soluble				
" Hypophos- phite	KO, 2 HO, PO ..	104.0	..	very deliques- cent	..	very soluble	..	insoluble		
" Hyposul- phate	HO 3(KO, S ₂ O ₂)	very soluble	..	insoluble				
" Iodate	KOIO ₅	214.0	..	7.5	..	insoluble	solution of KI	
" Iodide	KI	166.0	..	140.0	200.0	16.0	Cold, absolute alcohol only dissolves 2 to 3 per cent. of KI; hot dissolves much more.
" Lactate....	KO L	128.1	..	soluble	..	soluble	..	insoluble		

Name.	Formula.	Equiv- alent number.	Specific gravity.	Solubility in 100 parts water.		Solubility in 100 parts spirit.		Solubility in 100 parts ether.	Other solvents.	Notes.
				Cold.	Hot.	Cold.	Hot.			
Potassium Tar- trate Acid	$\text{KO, HO C}_8\text{H}_4\text{O}_{10}$	188.0	0.4	7.0	very spar- ingly	insoluble ..	more soluble in most acid or alkaline solutions	Borax dissolves it co- piously with combi- nation.
" Urate	$\text{C}_{10}\text{H}_2\text{K}_2\text{N}_4\text{O}_6$	244.0	2.0	3.0	25.0
" Valerianate	$\text{KOC}_{10}\text{H}_9\text{O}_3$	140.0	deliques- cent
Pyroxylin	insoluble	spar- ingly soluble	sparingly soluble	Soluble in mixed ether and alcohol.
Quinine Hydrate.	$\text{C}_{40}\text{H}_{24}\text{N}_2\text{O}_4$	324.0	0.3	0.5	50.0	2.0	chloroform, benzine	Very soluble in abso- lute alcohol.
" Acetate	spar- ingly soluble	readily soluble	soluble
" Arseniate	soluble
" Benzoate	soluble
" Bromide	soluble
" Citrate	0.1 soluble	3.0 much more soluble	2.2 soluble
" Chlorate
" Chloride ..	$\text{C}_{40}\text{H}_{24}\text{N}_2\text{O}_4$ HCl 3 Aq	387.5	3.0 or 4.0 1.5	freely soluble freely soluble more soluble	25.0 freely soluble	More soluble in pre- sence of free acids.
" Hypophos- phite
" Iodide	spar- ingly soluble	readily soluble
" Kinate	25.0	12.0
" Lactate	soluble

Nitrate....	soluble	Phosphoric and other acids
Phosphate	
Salicylate..	1.5	..	insoluble	..	glycerine, acid liquors, &c.
Sulphate ..	$C_{40}H_{21}N_2O_4$ $HOSO_3 7 Aq$	436.0	0.13	3.0	3.0 freely soluble	
" " "Sol."	$C_{40}H_{23}N_2O_4 2HO,$ $2 SO_3 14 Aq$	548.0	9.0	
Tannate	spar- ingly soluble	Tartaric and other acids
Tartrate	1.0 to 0.1	freely soluble
Valerianate	5.0 almost insolu- ble	200.0	3.0 2.0	..	insoluble 1.3	..	liquor potasse
Resorcin.....	$C_6H_6O_2$	286.0	insolu- ble	soluble	..	soluble	..	alkaline solutions
Salicine	$C_{29}H_{18}O_{14}$	246.0	insoluble	
Santonine	$C_{30}H_{18}O_6$	
Scammonine	
Silicon.....	Si	21.3	
Silver	Ag	108.0	
" Acetate ..	AgOAc	167.0	1.0	cyanide of potassium, &c.
" Bromide ..	AgBr	188.0	insoluble	strong liquor ammonia
" Carbonate ..	AgO CO ₂	138.0	insoluble	insoluble	liquor am- monia, cyanides, hyposul- phites

An acid salt has
greater solubility.
Authorities differ.

	Sulphate ..	AgO SO ₃ ..	156.0	..	0.5	1.3	insoluble	ammonia, cyanides, hyposul- phites
Sodium	Na	23.0	..	30.0	150.0	freely soluble
Acetate ..	NaO, Ac 6 Aq	136.0	slightly soluble
Arseniate ..	2 NaO, HO AsO ₃ + 14 Aq	..	156.0	..	freely soluble	The other arseniates of soda containing 1 and 3 molecules of NaO are more soluble.
..	Xtl	..	312.0
Arsenite ..	2NaO, AsO ₃	161.0	..	soluble	Also NaO AsO ₃ and NaO 2AsO ₃ , both soluble in water. Efflorescent.
Benzoate ..	NaO, BzAq	153.0	..	soluble	..	slightly soluble
Borate	NaO, 2 BO ₃ 10Aq	..	191.0	..	8.0	50.0	insoluble	glycerine	..
Bromate ..	NaO BrO ₅	151.0	..	30.0	90.0
Bromide ..	NaBr	103.0	..	50.0, 90.0	110.0	20.0	Authorities differ.
Carbolate	very soluble	carbolic acid	Insoluble in strong soda liquors.
Carbonate ..	NaO CO ₂	53.0	..	16.6	45.4	Said to be more solu- ble at 100° than at 212° Fahr.
..	NaO, CO ₂ , 10 Aq	..	143.0	..	63.0	540.0
..	Bi- ..	NaO, HO, 2 CO ₂	84.0	..	10.0	begins to decom- pose about 110° F
Chlorate ..	NaO, ClO ₅	106.5	..	100.0	300.0	slightly soluble about 3.0

Name.	Formula	Equiva- lent number.	Specific gravity.	Solubility in 100 parts water.		Solubility in 100 parts spirit.		Solubility in 100 parts ether.	Other solvents.	Notes.
				Cold.	Hot.	Cold.	Hot.			
Sodium Chloride..	NaCl	58.5	..	35.9	39.6	0.5	..	insoluble	Proof spirit dissolves 3 or 4 per cent.
Chromate..	NaO CrO ₃ 10 Aq.	171.0	..	readily soluble	..	spar- ingly soluble
" Bi- ..	NaO 2 CrO ₃ ..	131.5	..	more soluble than mono- chro- mate soluble
" Citrate ..	C ₁₂ H ₅ Na ₃ O ₁₄ + 4 Aq	267.0	spar- ingly soluble
" Formate ..	C ₂ HNaO ₄ 2 Aq	86.0	..	50.0	..	freely soluble
" Hypophos- phite	NaO PO	70.0	..	deliques- cent 170.0	300.0
" Hyposul- phite	NaO S ₂ O ₂ 5 Aq..	124.0	..	10.0	..	insoluble	The most soluble of the iodates.
" Iodate	NaO IO ₃	198.0	..	150.0	300.0	spar- ingly soluble
" Iodide	NaI	150.0	..	deliques- cent 30.0	200.0	slightly soluble	Much more soluble in proof spirit.
" Lactate ..	NaO, La	112.0	..	very soluble 8.0	10.0	insoluble
" Nitrate....	NaO NO ₃	85.0
" Nitrite	NaO NO ₂	69.0
" Oleate
" Oxalate ...	NaO, Ox	67.0	..	3.5	6.2	insoluble

	Oxide, Hy- drate	NaO, HO ..	40·0	60·0	100·0	freely soluble	slightly soluble	glycerine, fusel oil, wood spirit	
"	Phosphate	2 NaO, HO PO ₃ 24 Aq	358·0	12·0	50·0	Authorities differ.
"	Pyrophos- phate	2 NaO, PO ₃ 10 Aq	223·0	soluble	insoluble
"	Salicylate	33·3 to 100·0 soluble	14·0
"	Sulphate ..	NaO SO ₃ 10 Aq	161·0	40·0	any quantity	insoluble
"	Sulphide ..	NaS ..	39·0	freely soluble	slightly soluble	insoluble
"	"	Xtl. NaS 9 Aq ..	120·0	240·0
"	Sulphite ..	NaO SO ₂ 10 Aq	153·0	31·3
"	Sulpho- carbol	C ₄ H ₅ NaS ₂ O ₈ 2 Aq	167·0	150·0	soluble
"	Sulpho- vinate	C ₅ H ₂₀ Na ₂ O ₃₁ ..	662·0	easily soluble	insoluble
"	Tannate ..	2 NaO, Tr 4 Aq	230·0	20·0	200·0	spar- ingly soluble	Insoluble in absolute alcohol.
"	Tartrate
"	"	Bi- NaO Tr 2 Aq ..	190·0	11·0	55·0	insoluble
"	"	and KO, NaO C ₈ H ₄ O ₁₀ 8 Aq	282·0	100·0	300·0 to 400·0
"	Potash
"	Tungstate	NaO, C ₁₀ H ₉ O ₃ ..	124·0	very deliques- cent	very soluble
"	Valerianate
Strontium	Sr	44·0	insoluble	insoluble	Strontium salts are not poisonous.
" Carbonate	SrO CO ₂	74·0
" Chlorate ..	SrO, ClO ₃ 5 Aq	172·5	readily soluble	soluble

Name.	Formula.	Equiv- alent number.	Specific gravity.	Solubility in 100 parts water.		Solubility in 100 parts spirit.		Solubility in 100 parts ether.	Other solvents.	Notes.
				Cold.	Hot.	Cold.	Hot.			
Strontium Chloride	$\text{SrCl } 6 \text{ Aq}$..	133.5	very soluble	1.0				
" Nitrate	$\text{SrONO}_3 \text{ } 4 \text{ Aq}$..	142.0	100.0	spar- ingly soluble	Very little soluble in strong nitric or hy- drochloric acid.
" Oxide	$\text{SrO } 8 \text{ HO}$..	124.0	2.0	40.0	syrup	
" Sulphate ..	SrOSO_3 ..	92.0	insoluble	insoluble				
Strychnia	$\text{C}_{12}\text{H}_{23}\text{N}_2\text{O}_4$..	334.0	0.013; spar- ingly soluble	little soluble	mode- rately soluble	insoluble	chloroform	Insoluble in absolute alcohol.
" Acetate	freely soluble	freely soluble				
" Chloride ..	$\text{C}_{12}\text{H}_{23}\text{N}_2\text{O}_4$ $\text{HCl } 3 \text{ Aq}$	397.5	2.5	easily soluble				
" Nitrate	$\text{C}_{12}\text{H}_{23}\text{N}_2\text{O}_4$ HO, NO_6	397.0	2.0	50.0	1.7	50.0	insoluble		
" Phosphate	soluble						
" Sulphate ..	$\text{StrSO}_3 \text{ } 8 \text{ Aq}$	446	2.5	100.0	1.2	100.0	insoluble	Almost insoluble in cold absolute alco- hol, and much more soluble in spirits weaker than rec- tified.
Sugar, Cane	$\text{C}_{24}\text{H}_{22}\text{O}_{22}$..	342.0	200.0	500.0	4.0	much more soluble			
" Grape	$\text{C}_{24}\text{H}_{24}\text{O}_{24}$..	360.0	81.0	3.0	21.0			
" Milk	$\text{C}_{24}\text{H}_{24}\text{O}_{24}$..	360.0	18.0	40.0	insoluble	insoluble	More soluble in acid or alkaline liquors than in pure water.

Sulphur	S	16.0	insoluble	very slightly	slightly	..	benzine, essential oils, sulphide carbon
" Iodide															
Tannin	$C_{54}H_{22}O_{34}$	618.0	very soluble	very soluble	very soluble	glycerine	Many acids (HCl, &c.) precipitate tannin from strong aqueous solutions.
Thymol	$C_{10}H_{14}O$	sparingly	100.0
Tin	Sn	59.0	soluble	soluble
" Chloride	SnCl	94.5	soluble	very soluble
" " Bi-	SnCl ₂	129.0	soluble	soluble
" Iodide	SnI	186.0	sparingly decomposed	..	more soluble	Soluble in absolute alcohol.
" " Bin-	SnI ₂	313.0	insoluble	The hydrated oxide is soluble in acid and alkaline liquors, the anhydrous oxide not so.
" Oxalate	SnOC ₂ O ₃	insoluble	insoluble
" Oxide	SnO ₂	75.0	insoluble
Tungsten	W	94.6
Uranium	Ur	60.0
" Chloride	UrCl	95.5	deliquescent	Decomposes on evaporation.
" Nitrate	Ur ₂ O ₃ NO ₅	6 Aq	..	252.0	200.0	300.0	25.0	..	liquor ammonia, alkaline oxalates
" Oxalate	Ur ₂ O ₃ C ₂ O ₃	3 Aq	..	207.0	0.8	..	3.0

Name.	Formula.	Equiv- alent number.	Specific gravity.	Solubility in 100 parts water.		Solubility in 100 parts spirit.		Solubility in 100 parts ether.	Other solvents.	Notes.
				Cold.	Hot.	Cold.	Hot.			
Uranium Oxide..	$\text{U}_2\text{O}_3 \text{ HO}$	153.0	insoluble	Soluble in acids and alkaline salts. The anhydrous oxide less readily so.
„ Sulphate ..	$\text{Ur}_2\text{O}_3 \cdot 3\text{SO}_3 \cdot 3\text{Aq}$	291.0	200.0 easily soluble	300.0	soluble 4.0	5.0	
Urea	$\text{C}_2\text{H}_4\text{N}_2\text{O}_2$	60.0	100.0	20.0	100.0	very sparingly		
„ Nitrate....	UrNO_3Aq	123.0	(?) 12.0 spar- ingly soluble	freely soluble	spar- ingly soluble				
Vanadium	$\text{V}.. ..$	68.5								
Veratria	$\text{C}_{64}\text{H}_{32}\text{N}_{16}\text{O}_{16}$..	572.0	insoluble	30.0 readily soluble	50.0	2.0 freely soluble	chloroform, oil, &c.	
Zinc.....	Zn	32.5								
„ Acetate ..	ZnO, Ac, 3Aq ..	118.5	30.0	200.0	1.2	3.0			
„ Benzoate ..	ZnOEt	soluble	soluble	Efflorescent
„ Borate	$\text{ZnO} \cdot 2\text{BO}_3$..	110.5	insoluble	soluble in boracic and hydro- chloric acids liquor ammonia	
„ Bromide ..	ZnBr	112.5	deliques- cent	soluble	soluble	

Carbonate, Nat.	ZnO CO ₂	62·5	insoluble	All the carbonates of zinc are readily soluble in acids, ammonia, or ammoniacal salts, and the caustic alkalis.
" " B.P.	3 ZnO, 3 HO, CO ₂	170·0	insoluble	soluble	liquor ammonia, alkaline cyanides	
" Chloride ..	ZnCl ..	68·0	300·0	100·0	
" Chromate ..	ZnO CrO ₃ 7 Aq ..	153·8	soluble	
" Cyanide ..	ZnC _y ..	58·5	insoluble	insoluble	
" Iodide	ZnI ..	159·5	230·0	soluble very deliquescent	
" Nitrate	ZnO NO ₃ 6 Aq ..	148·5	very deliquescent	
" Oleate										The hydrated oxide is very easily dissolved by acids or caustic alkalis; the anhydrous less so, yet it is much more easily dissolved than some other anhydrous oxides.
" Oxide	ZnO ..	40·5	insoluble	insoluble	acid and alkaline liquors	
" Phosphate..	2 ZnO HO PO ₅ 2 Aq	188·0	insoluble	phosphoric and other acids	
" Phosphide..	ZnP and Zn ₃ P ..	63·5	insoluble	insoluble	Acted on by acids with difficulty.
" Phosphite..	2 ZnO, HO PO ₃ 5 Aq	128·5 190·0	difficultly soluble	
" Salicylate.. Sulphate ..	ZnO, SO ₃ 7 Aq ..	143·5	140·0	653·0	

APPENDIX V.

COMPARISON OF BAUMÉ'S DEGREES FOR LIQUIDS HEAVIER
THAN WATER, AND TWADDLE'S DEGREES WITH SPECI-
FIC GRAVITIES.

Baumé.	Sp. Gr.	Twaddle.	Baumé.	Sp. Gr.	Twaddle.	Baumé.	Sp. Gr.	Twaddle.
	1.000			1.125	25		1.255	51
	1.005	1	17	1.126		31	1.256	
1	1.007			1.130	26		1.260	52
	1.010	2	18	1.134			1.265	53
2	1.013			1.135	27	32	1.267	
	1.015	3		1.140	28		1.270	54
3	1.020	4	19	1.143			1.275	55
	1.025	5		1.145	29	33	1.277	
4	1.027			1.150	30		1.280	56
	1.030	6	20	1.152			1.285	57
5	1.034			1.155	31	34	1.287	
	1.035	7	21	1.160	32		1.290	58
	1.040	8		1.165	33		1.295	59
6	1.041		22	1.169		35	1.299	
	1.045	9		1.170	34		1.300	60
7	1.048			1.175	35		1.305	61
	1.050	10	23	1.178		36	1.310	62
	1.055	11		1.180	36		1.315	63
8	1.056			1.185	37		1.320	64
	1.060	12	24	1.188		37	1.322	
9	1.063			1.190	38		1.325	65
	1.065	13		1.195	39		1.330	66
10	1.070	14	25	1.197		38	1.333	
	1.075	15		1.200	40		1.335	67
11	1.078			1.205	41		1.340	68
	1.080	16	26	1.206		39	1.345	69
	1.085	17		1.210	42		1.350	70
12	1.086			1.215	43		1.355	71
	1.090	18	27	1.216		40	1.357	
13	1.094			1.220	44		1.360	72
	1.095	19		1.225	45		1.365	73
	1.100	20	28	1.226		41	1.369	
14	1.101			1.230	46		1.370	74
	1.105	21		1.235	47		1.375	75
15	1.109		29	1.236			1.380	76
	1.110	22		1.240	48	42	1.382	
	1.115	23		1.245	49		1.385	77
16	1.118		30	1.246			1.390	78
	1.120	24		1.250	50	43	1.395	79

Baumé.	Sp. Gr.	Twaddle.	Baumé.	Sp. Gr.	Twaddle.	Baumé.	Sp. Gr.	Twaddle.
	1.400	80	57	1.600	120		1.800	160
	1.405	81		1.605	121		1.805	161
44	1.407			1.610	122	68	1.809	
	1.410	82		1.615	123		1.810	162
	1.415	83	58	1.617			1.815	163
	1.420	84		1.620	124		1.820	164
45	1.421			1.625	125		1.825	165
	1.425	85		1.630	126		1.830	166
	1.430	86	59	1.634		69	1.831	
46	1.434			1.635	127		1.835	167
	1.435	87		1.640	128		1.840	168
	1.440	88		1.645	129		1.845	169
	1.445	89		1.650	130		1.850	170
47	1.448		60	1.652		70	1.854	
	1.450	90		1.655	131		1.855	171
	1.455	91		1.660	132		1.860	172
	1.460	92		1.665	133		1.865	173
48	1.462		61	1.670	134		1.870	174
	1.465	93		1.675	135		1.875	175
	1.470	94		1.680	136	71	1.877	
	1.475	95		1.685	137		1.880	176
49	1.476		62	1.689			1.885	177
	1.480	96		1.690	138		1.890	178
	1.485	97		1.695	139		1.895	179
50	1.490	98		1.700	140	72	1.900	180
	1.495	99		1.705	141		1.905	181
	1.500	100	63	1.708			1.910	182
51	1.505	101		1.710	142		1.915	183
	1.510	102		1.715	143		1.920	184
	1.515	103		1.720	144	73	1.924	
52	1.520	104		1.725	145		1.925	185
	1.525	105	64	1.727			1.930	186
	1.530	106		1.730	146		1.935	187
53	1.535	107		1.735	147		1.940	188
	1.540	108		1.740	148		1.945	189
	1.545	109		1.745	149	74	1.949	
	1.550	110	65	1.747			1.950	190
54	1.551			1.750	150		1.955	191
	1.555	111		1.755	151		1.960	192
	1.560	112		1.760	152		1.965	193
	1.565	113		1.765	153		1.970	194
55	1.567		66	1.767		75	1.974	
	1.570	114		1.770	154		1.975	195
	1.575	115		1.775	155		1.980	196
	1.580	116		1.780	156		1.985	197
56	1.583			1.785	157		1.990	198
	1.585	117	67	1.788			1.995	199
	1.590	118		1.790	158	76	2.000	200
	1.595	119		1.795	159			

COMPARISON OF BAUMÉ'S DEGREES FOR LIQUIDS
LIGHTER THAN WATER, WITH SPECIFIC GRAVITIES.

It should be noted that the degrees in Baumé's hydrometers for liquids lighter than water do not agree even in their zero point with those of his hydrometers for liquids heavier than water.

Baumé.	Sp. Gr.	Baumé.	Sp. Gr.	Baumé.	Sp. Gr.	Baumé.	Sp. Gr.
10	1.000	23	.918	36	.849	49	.789
11	.993	24	.913	37	.844	50	.785
12	.986	25	.907	38	.839	51	.781
13	.980	26	.901	39	.834	52	.777
14	.973	27	.896	40	.830	53	.773
15	.967	28	.890	41	.825	54	.768
16	.960	29	.885	42	.820	55	.764
17	.954	30	.880	43	.816	56	.760
18	.948	31	.874	44	.811	57	.757
19	.942	32	.869	45	.807	58	.753
20	.936	33	.864	46	.802	59	.749
21	.930	34	.859	47	.798	60	.745
22	.924	35	.854	48	.794		

APPENDIX VI.

TABLE OF EQUIVALENT POINTS ON THE BAROMETER
SCALES.

Height in inches.		Height in millimetres.		Height in inches.		Height in millimetres.
27·500	equal	698·487		29·400	equal	746·746
27·559	„	700·000		29·500	„	749·286
27·600	„	701·027		29·527	„	750·000
27·700	„	703·567		29·600	„	751·826
27·756	„	705·000		29·700	„	754·366
27·800	„	706·107		29·724	„	755·000
27·900	„	708·647		29·800	„	756·906
27·9527	„	710·000		29·900	„	759·446
28·000	„	711·187		29·921	„	760·000
28·100	„	713·727		30·000	„	761·986
28·149	„	715·000		30·100	„	764·526
28·200	„	716·267		30·118	„	765·000
28·300	„	718·806		30·200	„	767·066
28·346	„	720·000		30·300	„	769·606
28·400	„	721·346		30·314	„	770·000
28·500	„	723·886		30·400	„	772·146
28·543	„	725·000		30·500	„	774·685
28·600	„	726·426		30·511	„	775·000
28·700	„	728·966		30·600	„	777·225
28·740	„	730·000		30·700	„	779·765
28·800	„	731·506		30·708	„	780·000
28·900	„	734·046		30·800	„	782·305
28·937	„	755·000		30·900	„	784·845
29·000	„	736·586		30·905	„	785·000
29·100	„	739·126		31·000	„	787·385
29·133	„	740·000		31·100	„	789·925
29·200	„	741·666		31·102	„	790·000
29·300	„	744·206		31·200	„	792·465
29·330	„	745·000				

The above table will be found to combine the convenience of two tables showing the equivalent in millimetres of all the inches and tenths on the English scale, and showing the equivalents in inches of each step advancing by 5 m.m. on the French scale. The tenth of an inch = about 2·54 m.m. 5 m.m. = about 0·197 inch.

TABLE OF EQUIVALENT POINTS ON THE SCALES OF THE
FAHRENHEIT AND CENTIGRADE THERMOMETERS.

Fahren- heit.		Centi- grade.	Fahren- heit.		Centi- grade.	Fahren- heit.		Centi- grade.
2000	equal	1093	194	equal	90·0	95	equal	35·0
1832	„	1000	190	„	87·77	90	„	32·22
1700	„	926	185	„	85·0	86	„	30·00
1652	„	900	180	„	82·22	85	„	29·44
1500	„	815	176	„	80·0	80	„	26·66
1472	„	800	175	„	79·44	77	„	25·0
1400	„	760	170	„	76·66	75	„	23·88
1300	„	704	167	„	75·0	70	„	21·11
1292	„	700	165	„	73·88	68	„	20·0
1200	„	649	160	„	71·11	65	„	18·33
1112	„	600	158	„	70·0	60	„	15·55
1100	„	593	155	„	68·33	59	„	15·0
932	„	500	150	„	65·55	55	„	12·77
900	„	482	149	„	65·0	50	„	10·0
800	„	426	145	„	62·77	45	„	7·22
752	„	400	140	„	60·0	41	„	5·0
700	„	371	135	„	57·22	40	„	4·44
600	„	315	131	„	55·0	35	„	1·66
572	„	300	130	„	54·44	32	„	0·0
500	„	260	125	„	51·66	30	„	— 1·11
400	„	204	122	„	50·0	25	„	— 3·88
392	„	200	120	„	48·88	23	„	— 5·0
300	„	149	115	„	46·11	20	„	— 6·66
212	„	100	113	„	45·0	15	„	— 9·44
200	„	98·88	110	„	43·33	14	„	— 10·0
205	„	96·11	105	„	40·55	10	„	— 12·22
203	„	95·0	104	„	40·0	5	„	— 15·0
200	„	93·33	100	„	37·77	0	„	— 17·77
195	„	90·55						

TABLE OF EQUIVALENT POINTS OF THE SCALERS OF THE
FABRIZIUS AND ORTHOGONAL THERMOMETERS

Fabrizius	Orthogonal	Fabrizius	Orthogonal	Fabrizius	Orthogonal
100	100	50	50	0	0
90	90	40	40	-10	-10
80	80	30	30	-20	-20
70	70	20	20	-30	-30
60	60	10	10	-40	-40
50	50	0	0	-50	-50
40	40	-10	-10	-60	-60
30	30	-20	-20	-70	-70
20	20	-30	-30	-80	-80
10	10	-40	-40	-90	-90
0	0	-50	-50	-100	-100
-10	-10	-60	-60		
-20	-20	-70	-70		
-30	-30	-80	-80		
-40	-40	-90	-90		
-50	-50	-100	-100		
-60	-60				
-70	-70				
-80	-80				
-90	-90				
-100	-100				

Wanted D.

R. Livingston Jr. 3/7

Livingston - Campbell

Comp. 317

~~W~~ Livingston

or Dr. J. M. Livingston
672. 4 x 10 63, 1/2

[Faint, illegible handwriting, likely bleed-through from the reverse side of the page.]

Please to keep this prescription & not
 give a copy of it to Mr. B

R *Zinc disulphatis* gr xxx
 intilla e limone recente quantum
 sufficit Succi ad gumam
 solvendam et adde

Aqua 3x

Stychnia gr 1

M. fiat mistura cuius
 sumat coch: / maximum
 bis die, circa 11^{ma} a. m.
 et 4^{ta} hora p. m.

March 21 / 60

There is but one possibility
in a city of 400,000

to become disinfectants of 1000

with a large number of persons

suffered from the disease

and the

of 300

of 100

of 100

of 100

of 100

of 100

March 21/10

Inf: Saldae } VII

Humat: ammon

III

Mell: Rosanum } III

~~Inf: collut: oca~~

Inf: gargarisma

Utatur saepe
vie

Servant of the
Anderson

Mrs. H

R. Est Alon Co
 Est Hrosey
 Pu Khai Comp an gr ip ~~HA~~
 JAPi on note Cup
 Mitte XIV

R. Die Tarsxaci
 Inf Gent Comp an 3 VIII
 Soda Bicarb 3/4
 Bismuth Tris hin 3 II ~~HA~~
 Carb 3 I bis die

bet 16/64 R. ol Croton ol olive
 SM. Herb an 3 ~~HA~~ ~~HA~~ ~~HA~~
 on note aff

Wm. L.

Get clear C
Get clear C
Get clear C
Get clear C
Get clear C

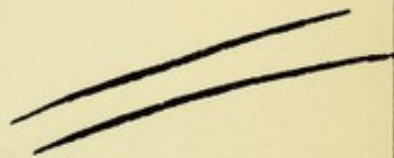
Get clear C
Get clear C
Get clear C
Get clear C
Get clear C

Get clear C
Get clear C
Get clear C
Get clear C
Get clear C

Herri Diphsoph g xx
Sacchar all zij

Aqua zij

Zacht; in bis die



Have a photograph of it
sent on the 8th
after 8th
You'll be the one

Mr S

✓✓✓

By Order of the Compt. Genl
 the Cash. ~~of the~~ ^{of the} ~~of the~~ ^{of the}
 Legation. ^{of the} ~~of the~~ ^{of the}
 Aug. 11/11

Handwritten text in Chinese characters, arranged in vertical columns. The text is faint and appears to be a list or a series of entries, possibly related to a historical document or a collection of notes. The characters are written in a cursive style, typical of traditional Chinese calligraphy.

2

My dear Tarapaci
 p. XXXVI

Felle B.B. Insipis
 p. XXIV

n. H. pil. XII

esp. 1. hi chi

~~Insipis~~

June 29 1843.

[Faint, illegible handwriting, likely bleed-through from the reverse side of the page.]

8.
Mips &

℞ Extr. Aloes aquos gr $\frac{1}{4}$

Ferri Sulphat gr $\frac{1}{4}$

Extr. Hyoscyam


— Gentian. comp. gr $\frac{1}{11}$

℞ Pilula semel vel bis die

capienda * $\frac{1}{4}$

Die Aprilis 23 1856

* at meal times



H. S. Bellard
 Father of Clara
 M. S. Bellard
 from under

12

Wm Laidlaw & Co
Glasgow

~~Sept 10~~ Dec 10

[Faint, illegible handwriting, likely bleed-through from the reverse side of the page.]

Map of
 the line: Indian, C 314

of the Indian point
 for a terminal application

Aug 13/68.

My dear Mr. Garrison
I have just received
your letter of the 12th
and am glad to hear
of your success.

2

Mr S Bulz

of Apr. 1st 1856
 Pul Crato co 1st

La Mue omme nante

Sum hula 1st

Sum 1/13 11/6/56

R Spirit lavender comp

Spirit nitre ³ⁱⁱ drule

Laudani ³ⁱⁱ 3ii

m

Sumat bes aa one

20 guttas

1/2 lb Iron turnouts $\frac{3}{4}$ lb
 1/2 lb Ammonia $\frac{3}{4}$ lb
 1/2 lb Magnesia $\frac{3}{4}$ lb
 1/2 lb Aqua $\frac{3}{4}$ lb
 1/2 lb $\frac{3}{4}$ lb
 1/2 lb Iron $\frac{3}{4}$ lb

I have been thinking of you

very much lately

My dear friend

Yours truly

Wm. Lloyd Garrison


My dear friend

N^o 1

June 14

R Pulv Iovani ꝑ iij
Hydras c. lutea ꝑ iij
in pil. duas stat
sumendas.

R Magnes. l. l. 3ꝑ
Pulv. Rhiz. ꝑ 4ꝑ
Syrup. Truj. l. 3ꝑ
Tinct. Truj. l. 4ꝑ
Muc. Hydrargan. Dilut.
Hansky Agnd - 3^{me}. [M. V.]
Posthoras duas
sumendas.



The Rev^d Genl^l

1) H2d Butler 28

1. Juni 38

Wm Lusk ~~Esq~~ come 30

fall I think too late

en appa"

1) Pulver 19

Dimanche 10

4 Feb 182

Ms. A. 9. 2. 16. 270

The New Journal

17th Nov 1844

18th Nov 1844

19th Nov 1844

20th Nov 1844

21st Nov 1844

22nd Nov 1844

23rd Nov 1844

24th Nov 1844

11. 6. 27.
The weather was
very much better
than it was
yesterday.
The wind was
very much
stronger.
The rain was
very much
less.

D.

25

Mrs J

$$\begin{array}{r} 11 \\ 3 \\ 3 \\ 5 \\ \hline 11 \end{array}$$

By Birdi Nibin Son
 By Nibin
 With Nibin to his
 Mr. Nibin Nibin
 bis Nibin Nibin
 Nibin Nibin

In Nibin Nibin 1852

. 999.

R carb. From
 sack fr ~~viij~~
 viij

I m ~~Bar~~ Amnt fr ij

Carb sold by scii,
 fr ii

ltt

I m From Xij

Ly. Thmasoni From

Am - m m a ltt

fruct ltt a day

My dear Mr. [illegible]

I am [illegible]

and [illegible]

I am [illegible]

Yours [illegible]

[illegible]

[illegible]

M. W.

℞ Pilul Hydrag ʒi
— Rhai co ʒii ℥

℞ Pilul XII


Caput ii A.S., 2. m.

℞ Myrra Carb
Soda Carb
Myrra Carb an ʒi
Aqua ʒviij
Vin Specie ʒi
Vin Lingib ʒii ℥

Caput coctel 10 m. post
Mileas.

Die Aug 26 1854

1/3 Charles gas 120
1/3 Thomas Sumner \$3 180
Symp Amvanti 3/1
Ag. as 3/1
Capt 3/1 omni vacat.
M. 3/1
3/1 Hydrang 1/2i Alder 95 11
3/1 Bellard 95 11
3/1 Rose 9/1 S. at
Capt. 3/1
Pearl, pilat. x 11 Capt. 3/1 diu.



4 zd. Buller: $\frac{1}{2}$
 Tint: Quink: co: $\frac{1}{2}$

Aqua $\frac{3}{4}$
 Zell i'mi hi vi
 crava

At the bottom of the
North. Point in 1874

Alpen 31
Fair 1/2 in 1874
1874

I J. H. G. L. v. d. G. t.
 L. v. d. G. t.
 H. P. L.
 om Goet
 —

Faint, illegible handwriting, possibly bleed-through from the reverse side of the page.

By Other Chronic
 1st - Common C. in 1st 4th
 2nd - C. in 2nd
 3rd - 7th. 3rd

1st - 1st
 2nd - 2nd
 3rd - 3rd
 4th - 4th
 5th - 5th
 6th - 6th
 7th - 7th
 8th - 8th
 9th - 9th
 10th - 10th
 11th - 11th
 12th - 12th
 13th - 13th
 14th - 14th
 15th - 15th
 16th - 16th
 17th - 17th
 18th - 18th
 19th - 19th
 20th - 20th
 21st - 21st
 22nd - 22nd
 23rd - 23rd
 24th - 24th
 25th - 25th
 26th - 26th
 27th - 27th
 28th - 28th
 29th - 29th
 30th - 30th
 31st - 31st
 32nd - 32nd
 33rd - 33rd
 34th - 34th
 35th - 35th
 36th - 36th
 37th - 37th
 38th - 38th
 39th - 39th
 40th - 40th
 41st - 41st
 42nd - 42nd
 43rd - 43rd
 44th - 44th
 45th - 45th
 46th - 46th
 47th - 47th
 48th - 48th
 49th - 49th
 50th - 50th
 51st - 51st
 52nd - 52nd
 53rd - 53rd
 54th - 54th
 55th - 55th
 56th - 56th
 57th - 57th
 58th - 58th
 59th - 59th
 60th - 60th
 61st - 61st
 62nd - 62nd
 63rd - 63rd
 64th - 64th
 65th - 65th
 66th - 66th
 67th - 67th
 68th - 68th
 69th - 69th
 70th - 70th
 71st - 71st
 72nd - 72nd
 73rd - 73rd
 74th - 74th
 75th - 75th
 76th - 76th
 77th - 77th
 78th - 78th
 79th - 79th
 80th - 80th
 81st - 81st
 82nd - 82nd
 83rd - 83rd
 84th - 84th
 85th - 85th
 86th - 86th
 87th - 87th
 88th - 88th
 89th - 89th
 90th - 90th
 91st - 91st
 92nd - 92nd
 93rd - 93rd
 94th - 94th
 95th - 95th
 96th - 96th
 97th - 97th
 98th - 98th
 99th - 99th
 100th - 100th

R. Aloes Barb- gr XXIV
 acid sulph. fort $\frac{1}{2}$ ʒj
 in $\frac{1}{2}$ divide in pil ʒj
 Two to be taken every four
 hours until the bowels are
 relieved —

R. Senna fol 3iW
 mag sulph 3ij —
 Sympi Rhamni
 Fruct Jalapa aa 3ij
~~Fruct Guaiac~~ 3ij
 Aqua Infuse in
 aqua 3vj —
 3ij 2dr; hoi; Dover
 all usport

My dear Mother
I received your letter of the 24th
and was very glad to hear from
you. I am well and hope this
letter will find you the same.

I have not much news to write
at present. I am still in the
same place and doing the same
work. I hope to hear from you
soon. I am very affectionately
yours
Your son
John

Mn 7
 K Octaf. Iodid $\frac{1}{2}$ 3i
 Ferr Am. cit 3ss
 aqua $\frac{1}{2}$ 3viij $\frac{1}{2}$ m
 Inst cyus $\frac{1}{2}$ 3ss ter die

the only way to
have the best of
the world is to
be the best of
the world

Of Aquatic Nit pr III
 Aqua Fortis 3i
~~Stolis~~

Amid. 1/4

℞ Liq Plum Jacel 3℥
 acid. Hydrocyan sch 3i
 morph acetat for Aqua Bot
 m. Leticia 3℥ ex aqua utend.

℞ Solu Carb ~~3℥~~ 3℥
 Pul Phei 3℥ xxx

Pulv Timpbe 3℥i

Spl. - Almond Lion 3i

Mot Cardam Co 3i

Infus Gentian Bot

M. Linnat 3i seduci

q aqua -

℞ Ptes Bromid. 3℥

℞ Pulv Imp with 3℥
 of water & take two
unglassfuls every night

are used. rubber ball syringe

[Faint, illegible handwriting, likely bleed-through from the reverse side of the page.]

Sept. 21. 72

Dr. F.

℞ Bismuth albi
 ℥ss
 Tinct Card Co

℞ Acid Insect
 Mus Fr. a a m̄ XVI
 Infus Osmunda
 aa ℥viii m 81 ℥ss
 ter dea ere aqua
 ℞ Pil Col Co XII
 Sij p. r. m.

24th July

of the month 18th

of the month 18th

of the month 18th

of the month 18th

of the month 18th

of the month 18th

of the month 18th

of the month 18th

of the month 18th

P. Bismuthi Tinct 3i

— liquor 3i

Glycerum 3i

liquor Potas 3ij

Chlorodyne 3j

And Hydrag. Dil. M 50

Ext. Belladonna 3i

L. Celent. 3i

Hyg. — ad 3x

3i in die

Emp Belladonna (C.

5 grains x 4. M. aq. m. ad. m.

inclusion

Oct 21/71.

1860
1861
1862
1863
1864
1865
1866
1867
1868
1869
1870
1871
1872
1873
1874
1875
1876
1877
1878
1879
1880
1881
1882
1883
1884
1885
1886
1887
1888
1889
1890
1891
1892
1893
1894
1895
1896
1897
1898
1899
1900

For Mr L

R: Magnes. Sulph 3iv

Acid. Sulph Dil 3ss

Syr. Equis 3ss

Tinct. Aurantii 3iij

Inf. Aurantii Co ad 3viii

As per 3i to be.

4 Dec 1872

Dec 9. 1872

Resmiltⁿ cum Magnesic

Sulphates 3iv ad 3viii

Chlorophyll in X

Magnus Carl M

Magnus Carl M

Park. Whini M

Park. Whini M

Sty. Whini M

Sty. Whini M

~~M~~ Carl M

Handwritten text in a cursive script, likely a letter or a list. The text is written on aged, yellowed paper and is mostly illegible due to fading and bleed-through from the reverse side. The script appears to be a form of shorthand or a very fast cursive. Some recognizable words or fragments include "My dear", "I have", "I am", "I will", "I hope", "I wish", "I want", "I need", "I can", "I do", "I am", "I will", "I hope", "I wish", "I want", "I need", "I can", "I do".

Mip E.

R Hyd Chlor ꝑ xxx
 - Iuc Hyoscy 3i
 Aqua 3ix ℥.

(Draught to be taken at
 bed time.)

Nov 9/72

Map 3

1/2 Map of the
Lake of Geneva
Switzerland

(Dedicated to the
Lake of Geneva)

Vol 2/72

INDEX.

- Absorption of moisture, 11
Abstract pharmacy, 3
 processes, 4
Acid, acetic, 35, 36
 arsenious, 41
 carbolic, 32
 carbonic, 50
 hydrochloric, 49, 81
 hydrocyanic, 203
 nitric, 204, 281
 oxalic, volumetric, 339
 phosphoric, 44
 sulphuric, 55, 284
 sulph. fort. in pills, 284
 sulphurous, 49, 348
 tannic, 239
 tartaric, 238
Aconite liniment, 197
Air, moisture of, 12
Alcohol, 426
 as a solvent, 427
 a solvent of gases, 51
 percentages, 189
 standard, 188
Alembic, 96
Almond powder, comp., 134
Aloes, 141, 172, 364
 aqueous extract of, 178, 277, 364
 decoction of, 365
 pharmacy of, 364
 tincture of, 365
Aloin, 364
Alum, burnt, 93
Amalgam of bismuth, 397
 magnesium, 397
 sodium, 397
Ambiguities in prescriptions, 256
Ammonia, absorption of, 51
 acetatis liq., 154
 conc., 153
 benzoas, 228
 citratis liq., 154
 liniment of, 198
 liquor, 49, 165, 351
 solution of copper in, 41
 carbonate of potash in, 40
 phosphas, 228
 spiritus aromaticus, 211
 foetidus, 212
Ammoniacum emulsion, 376
 mixture of, 376
 pharmacy of, 375
 tincture of, 376
Amorphous matter, 58
Analysis. *See* Testing, Estimation, &c.
 volumetric, 338
Animalculæ, 6
Antimony chloride, 156
 oxide, 229
Antimonial powder, 134
Apparatus for absorbing gases, 48
Aqua calcis, 350
 saccharata, 350
Aquæ, 205
Argenti chloridum, 34
 oxidum, 231
Aromatic powder, 135
 waters, 46
Arsenical liquor, 157
 hydrochloric, 157
Arsenious acid, 41
Aspirator for filtration, 118
Assafœtida, 141, 143
 emulsion of, 377

- Assafoetida, pharmacy of, 377
 powder of, 377
 tincture of, 378
 Atomic weights, 423
 Atropiæ liq., 154
 Attraction, capillary, 79
 Automatic stirring, 42

 Bael, liquid extract of, 180
 Bark, analyses of, 241
 Barley, 27
 Barometer scales, 478
 Baryta, sulphate of, 34, 70
 Baths, filter, 119
 steam, &c., 87
 Battley's liquor of cinchona, 181
 solution of opium, 181
 Baumé's degrees, 475
 Belladonna, 197, 223
 liniment, 197
 Benzoin, dispensing of, 267
 emulsion of, 381
 pharmacy of, 381
 Bismuth, 225
 amalgam, 397
 carbonate, 230, 400
 citrate and ammonia, 157
 cream of, 400
 liquor of, 157, 400
 oxide, hydrated, 400
 oxychloride of, 399
 pharmacy of, 399
 pills, 294
 subchloride, 230
 subnitrate, 230
 Blisters, spreading of, 320
 Boiling, 84
 points, 86, 103
 Bruising, 21
 Bumping, 105
 Burette, 340

 Calabar bean extract, 183
 Calamine, 27
 Calcination, 83, 92
 Calcium chloride, 34, 231
 Calomel, sublimation of, 107
 Calumba extract, 178
 Calvert on infusoriæ, 5
 Cambogia, 144
 Camphor, 32, 34, 295

 Camphor, liniment, 199
 compound, 199
 mixture, 34
 pills, 295
 powdering, 28
 solvents, 34
 Cantharides, 224
 Capillary attraction, 79
 Carbolate of iodine, 389
 Carbolic pills, 303
 Castor oil, 46
 Catechu, 135
 Cellular deposits, 26
 Centrifugal draining, 66
 machine, 66
 Chalk, 27, 135
 mixture, 251
 Chamomile extract, 179
 Charcoal for filtration, 120
 Chemical formulæ, 425
 Chloral hydrate, 32
 pills, 304
 Chloride of calcium, 34
 silver, 34
 Chlorides, solubility, 37
 Chlorine, solution of, 166
 Chloroform, 46, 207
 liniment, 199
 Chopped herbs, 19
 Cinchona, analyses of, 241
 Battley's liquor of, 181
 decoction of, 173
 extraction of, 358
 liquid extract of, 181
 liquor of, 359
 liquors, evaporation of, 358
 pharmacy of, 356
 Clay as an excipient, 305, 311, 393
 Closet drying, 7, 8, 67
 Coke column, 49
 Colchicum extract, 177
 Colloids, 58, 74, 91
 hydration of, 78
 Colocynth, 144
 compound extract of, 184
 Combining capacity, 423
 Comminution, 4, 17, 20, 170
 degrees of, required, 20, 170
 Complex processes, 238
 Compound liquorice powder, 391
 Condensation, heat of, 54
 on mixing liquids, 54

- Condensers, 97, 104, 109
 Confectio piperis, 251
 sulphuris, 390
 Consolidation, 4
 Copaiba, 382
 alkaline solution of, 382
 emulsion, 382
 miscible, 382
 pills, 300
 solution, 382
 Copper, sulphate of, 41, 53, 59
 Coral, 27
 Corrosive sublimate, 39
 Creosote pills, 295
 Creta powder, 135
 mixture, 251
 Croton oil liniment, 199
 Crucibles, 91
 Crystalline matter, 58, 91
 salts, drying of, 67
 Crystallization, 32, 54, 58, 59, 62, 63, 228
 heat of, 53
 water of, 54, 62
 Crystalloids, 58, 74
 Crystals, size of, 61
 washing of, 65
 Cucurbit, 103
 Cutting instruments, 19

 Decantation, 69
 Decoctions, 32, 88, 171, 252
 concentrated, 252
 Decoctum aloes co., 172, 365
 cinchonæ, 173
 hæmatoxyli, 174
 granati, 174
 quercus, 174
 sarsæ co., 174
 Decrepitation, water of, 67
 Deflagration, 226
 Degrees, Baumé's, 475
 thermometrical, 479
 Twaddle's, 475
 Density of acetic acid, 35
 solution of salt, 37
 solutions, soda, 35
 sulphuric acid, 55
 Dialyser, 76
 Dialysis, 73, 76
 rates of, 76
 Diffusion, 73, 75, 80, 81
 Diffusion groups, 80
 rates, 75, 80
 Dispensing, 248
 bougies, 325
 difficulties, 256
 distilled water in, 261
 filtration of mixtures, 263
 frothing mixtures, 263
 hard water in, 262
 liniments, 268
 mixtures, 262
 ointments, 312
 pessaries, 325
 pills, 290
 plasters, 315
 powders, 307
 resinous tinctures, 266
 soluble matters, 259
 suppositories, 322
 Displacement of spirit by water, 129
 Distillation, 96, 203
 fractional, 100
 Distilled water for dispensing, 261
 Doses, large, 256, 257, 274, 276, 283
 Dover's powder, 136
 Draining, centrifugal, 66
 Dried salts, 93
 Drying, 5, 67
 by quicklime, 14
 closet, 7, 8, 67
 of crystalline salts, 67
 precipitates, 68
 over oil of vitriol, 14
 trays, 9

 Egg liniments, 268
 Electuary of sulphur, 390
 Elements, 423, 427
 Emplastra. *See* Plasters.
 Emulsion of ammoniac, 376
 assafœtida, 377
 copaiba, 382
 guaiacum, 379
 male fern, 386
 myrrh, 380
 phosphorus, 393, 394
 Emulsions, 264, 265, 374
 soap in, 265
 Endosmosis, 78
 Epsom salts, 66
 Ergot, liquid extract of, 180
 ammoniated, 180

- Ergot, preservation of, 15
- Essential oils, boiling points of, 103
distillation of, 102, 208
yield of, 103
- Estimation of acetic acid, 342
alkalies, 339, 342
ammonia, 351
antimony, 337
chlorine, available, 351
hydrocyanic acid, 347
iron oxide, 336, 344
unoxidized, 336, 352
lime, 350
mercury, 352, 353
morphia, 361
permanganate of potash, 338
phosphoric acid, 336
potash, 352
quinine, 332, 354
silver, 349
subacetate of lead, 353
sulphuric acid, 346
sulphurous acid, 348
- Ether, 204, 427
as a solvent, 427
chloric 190
- Evaporating pans, 84
- Evaporation, 83, 358
injury caused by, 358
in vacuo, 88
rate of, 10, 88
- Excipients for pills, 140, 149
See Pill Excipients.
- Exosmosis, 77
- Expressing juices, 19, 176
- Extempore pharmacy, 4
- Extract of aloes, 178, 275, 364
bael liquid, 180
calabar, 183
calumba, 178
chamomile, 179
cinchona liquid, 181
colchicum, 177
colocynth, compound, 184
ergot liquid, 180
ammon., 180
gentian, 179
hemp, 183
hops, 183
jalap, 182, 372
krameria, 179
liquorice, 179
- Extract of logwood, 180
male fern, 185, 386
mezereon, ethereal, 185
nux, 183
opium, 179, 362, 363
liquid, 181, 362, 363
pareira, 179
liquid, 182
poppies, 179
quassia, 179
rhubarb, 183, 368
alcoholic, 368
sarsæ liquidum, 182
stramonium, 183
taraxacum, 177
- Extracts, 176
aqueous fluid, 180
by ether, 185
expression, 176
spirit, 183, 368
spirit and water, 182
consistence of, 177
soft, in pills, 298
- Fac-simile prescriptions. *See* appendix
- Fermentation, 6, 7
- Fern, male, extract, 185, 386
- Ferri acetas, 194
carbonatis, pilula, 145
carb. sacchar., 403
et ammoniæ citras, 235, 402
quinæ citras, 236
iodidi, 145, 387, 404
mistura, 251, 403
oxidum magneticum, 232
perchloridum, 158, 194, 402
pernitras, 160
peroxidum, 231, 403
persulphas, 160
phosphas, 404
pilulæ, 145
sulph., 62, 64
sulphas granulata, 233, 402
- Ferrum redactum, 404
tartaratum, 235
- Ferrie compounds in dispensing. *See* Iron.
- Filter baths, 119
cloths, 70
papers, 69, 111
presses, 118
Schacht's, 117

- Filter stands, 70
 Filtering cones, 112
 Filtration, 69, 111, 114, 263
 by aspiration, 118
 continuous, 114
 of mixtures in dispensing, 263
 oils, 115
 syrups, 115
 through charcoal, 120
 under pressure, 114
 Fœtid spirit of ammonia, 378
 Formulæ, chemical, 425
 Fowler's solution. *See* Liquor Arseni-
 calis.
 Fractional condensation, 101
 distillation, 100
 Freezing mixtures, 39, 53
 points, 90
 Frothing, in dispensing, 263
 Funnel, 112
 Fusion, 83, 89, 215, 225

 Gamboge, 144
 Gases, compression of, 49
 mixed, absorption of, 49, 50, 165
 Glycerine, 43, 149
 mucilage for pills, 148
 Graduated measures, 254
 Graham's diffusion experiments, 74
 Granati decoctum, 174
 Granulation, 64, 234
 Gravity of gaseous solutions, 55
 Green herbs, drying of, 10
 Gregory's powder, 137, 367
 Grey powder, 352
 Grinding, 21
 with water, 27
 Guaiacum, 375
 dispensing of, 267
 emulsion of, 379
 mixture, 251, 378, 380
 pharmacy of, 378
 resin of, 378
 tincture of, 378
 concentrated, 379
 Gum-resins, emulsing of, 264
 pharmacy of, 374

 Hæmatoxylon, 174
 Heat, latent and sensible, 13, 89, 105
 latent, of water, 105
 Heat of crystallization, 53
 drying closet, 7
 hydration, 53
 Hemp, extract of, 183
 Herbs, chopped, 19
 deterioration of, 15
 drying of, 10
 Heteromorphs, 60
 Hops, extract of, 183
 Hydrates of crystalline salt, 61
 Hydration of colloids, 78
 Hydrargyri iodidum rub., 39
 viride, 388
 linimentum, 198
 nitratis acidus liquor, 160
 oleas, 398
 oxidum, 399
 rub., 28
 nigrum, 147
 perchloridum, 39, 160, 212
 pilula, 353, 395
 subchloridum, 213
 unguentum, 217, 398
 Hydrargyrum ammoniatum, 232
 cum cretâ, 352, 395
 "Hydr. chlor.," 289
 Hydrometer scales, 475
 Hydro-sublimation, 107

 Ice, CO₂ in, 50
 Incompatibles, 405
 Infusions, 32, 79, 168, 252
 concentrated, 252
 Infusoriæ, 5
 Inhalations, 385
 Iodide of lead, 68
 starch, 389
 Iodine, carbolate of, 389
 colourless tincture of, 388
 liniment, 199
 pharmacy of, 387
 solutions of, 161
 still, 109
 with tannin, 389
 Iodized lint, 389
 Ipecacuanha, 136, 196
 Iron, acetate of, 194
 carbonate, saccharated, 403
 citrate with ammonia, 402
 granular sulphate, 402
 incompatibles, 405
 iodide, 145, 387, 404

- Iron, iodide, with alkali, 411
 magnetic oxide, 232
 mixture, 403
 perchloride, 158, 194, 402
 with acetate of ammonia, 411
 iodides, 412, 413
 Rochelle salt, 410
 sp. am., 409
 pernitrate, 160
 peroxide, 231, 403
 anhydrous, 403
 persulphate of, 41, 160
 pharmacy of, 401
 phosphate of, 404
 pills, 145
 protosulphate, 62, 64
 reduced, 404
 salts with arsenic, 414
 bromide of potassium, 413
 iodide of potassium, 413
 sulphate with alkalies, 409
 astringents, 406
 chlorate of potash, 412
 nitric acid, 412
 tannin, 407
 Isomorphs, 60, 80

 Jalap, 137, 371
 extract of, 182, 372
 pharmacy of, 371
 resin of, 244, 371
 tincture of, 372
 Jalapin, 372
 Juices, expressing, 19
 Juniper tar oil, 280

 Kino, 137
 Krameria, extract of, 179

 Labelling, 253
 Lac bismuthi, 400
 Latent heat, 13
 Lead iodide, 68
 subacetate, 162
 Lime, carbonate, 38
 chlorinated, 350
 liniment of, 198
 oxalate, 34
 quick, for preservation of vegetables, 14
 solubility, 38
 sulphate, 38

 Lime water, 38, 350
 saccharated, 350
 Liniment of aconite, 197
 ammonia, 198
 belladonna, 197
 camphor, 199
 comp., 199
 chloroform, 199
 croton oil, 199
 iodide of potassium and soap, 199
 iodine, 199
 lime, 198
 mercury, 198
 mustard, 46, 200
 soap, 200
 turpentine, 201
 acetic, 201
 Liquor ammoniæ, 48, 165
 acetatis, 153
 conc., 153
 citratiss, 154
 fortior, 351
 antimonii chloridi, 156
 arsenicalis, 157
 arsenici hydrochloricus, 157
 atropiæ, 154
 sulphatis, 154
 bismuthi et ammon. citrat., 157
 calcis, 350
 chloratæ, 350
 saccharatus, 350
 chlori, 165
 cinchonæ, 359
 ferri perchloridi, 158
 pernitratiss, 160
 persulphatis, 160
 hydrargyri nitr. acidus, 160
 perchloridi, 160
 iodi, 161
 lithiæ effervescens, 161
 magnesiæ carbonatis, 162
 morphiæ acetatis, 155
 opii, 362
 plumbi subacetatis, 162
 potassæ, 163, 352
 effervescens, 161
 permanganatis, 156
 sodæ, 163
 arsenatis, 156
 chloratæ, 165, 351
 effervescens, 161
 strychniæ, 156

- Liquor zinci chloridi, 163
 Liquors, 31, 152
 Liquorice, compound powder of, 391
 extract of, 179
 Lithia water, 161
 Logwood, extract of, 180
 Lozenges, pharmacopœial, 416
 Throat Hospital, 416

 Magnesia, carbonate of, 65, 162, 233
 solution of carbonate, 162
 sulphate, 66
 Magnesium amalgam, 397
 Male fern emulsion, 265, 386
 extract, 185, 386
 Massing, 4
 Matter, amorphous, 58
 colloid, 58, 74
 crystalline, 58, 74
 Measures, graduated, 254, 347
 Measuring, 254, 347
 Mechanical division, 17. *See also* Com-
 minution, &c.
 Melting points, 90
 Menthol, 32
 Mercury, acid nitrate of, 160
 amalgamation of, 397
 ammoniated, 232
 black oxide of, 147
 double iodides of, 39
 green iodide of, 388
 liniment of, 198
 ointment of, 217, 398
 oleate of, 398
 oxides of, 399
 perchloride of, 39, 160, 212
 periodide, 39
 pharmacy of, 394
 pill of, 353, 395
 red oxide, grinding, 28
 subchloride, 213
 with chalk, 352, 395
 Metallic salts, solubilities, 37
 Mezereon extract, 185
 Mills, cleaning, 25
 edge stone, 22
 sundry, 21
 Mistura ammoniaci, 376
 cretæ co., 251
 ferri co., 251, 403
 guaiaci, 251, 378
 Mitscherlich's condenser, 105

 Mixtures, arsenical, with iron, 414
 containing resinous tinctures, 266
 decomposition in, 264, 281
 dispensing of, 250
 filtration of, 263
 frothing of, 263
 incompatibles, 264
 iron. *See* Pharmacy of Iron.
 phosphorus, 394
 sulphur, 390
 with excess of salts, 63
 Moisture, absorption of, 11
 Molecular motion, 52
 Morphia hydrochlorate, 155, 242
 liquors, 155
 process for, 242
 Mucilages, 152
 Mustard liniment, 200
 oil of, 209
 Myrrh, 143, 374
 emulsion of, 380
 pharmacy of, 380
 tincture of, 380

 Notes on solubilities, &c., 427
 Nuclei, 44, 63
 Numerals in prescriptions, 284
 Nux vomica, extract of, 183

 Official pharmacy, 3, 132
 powders, 133
 Oil, castor, 46, 115, 265
 of mustard, 209
 Oils, emulsing of, 265
 essential, 208
 filtration of, 115
 juniper tar, 280
 mustard, 209
 phosphorated, 393
 solubilities, 37, 46
 suspension of, 385
 Ointment of belladonna, 216
 cantharides, 220
 elemi, 220
 galls, 217
 iodide of potassium, 216
 mercury, 217, 398
 comp., 220
 nitrate of mercury, 221
 resin, 220
 savin, 222
 spermaceti, 219

- Ointment of subacetate of lead, 222
 of veratria, 218
 simple, 219
- Ointments, 91, 215
 containing extracts, 312
 glycerine, 314
 hydrocyanic acid, 313, 314
 liquors, 314
 salines, 313
 dispensing of, 312
 stirring of, 219
- Oleate of mercury, 398
- Oleum juniperi, 280
- Omissions in prescriptions, 257
- Opium, 137, 225, 244, 360
 analysis of, 244, 361
 Battley's solution of, 181
 extract of, 179, 362
 extraction of, 361
 liquid extract, 181, 362, 363
 liquor of, 362
 pharmacy of, 360
 standard, 362
- Organic substances absorb water, 11
- Osmometer, 77
- Osmosis, 73, 77
 rate of, 78
- Pans, evaporating, 84
 materials for, 91
- Paper filters, 69, 111
 moisture absorbed by, 11
- Pareira, extract of, 179
 liquid extract of, 182
- Pellicle, 59
- Pepper, confection of, 251
- Percolation, 111, 120, 198
 of fine powders, 128
- Percolator, hydrostatic, 128
- Percolators, 122
 extemporized, 127
- Pharmacopœia, 132
- Pharmacy, abstract, 3
- Pharmacy of ammoniacum, 375
 aloes, 364
 assafoetida, 377
 benzoin, 381
 bismuth, 399
 cinchona, 356, 357
 copaiba, 382
 guaiacum resin, 378
 gum-resins, 374
- Pharmacy of iodine, 387
 iron, 401
 jalap, 371
 mercury, 394
 myrrh, 380
 opium, 360
 phosphorus, 392
 rhubarb, 366
 senna, 369
 special drugs, 356
 sulphur, 390
 tolu, 381
- Phosphorated oil, 393
- Phosphoric acid, 44
- Phosphorus, aqueous mixture of, 394
 emulsion of, 394
 pharmacy of, 392
 pill, 303, 393
 solubility, 34
- Pill excipients for aloes, 293
 bismuth, 294
 camphor, 296
 carbolic acid, 303
 chloral hydrate, 304
 copaiba, 300
 creosote, 295
 crystalloid materials, 301
 extr. filicis liq., 300
 essential oils, 297
 oxide of silver, 302
 permanganate of potash, 305
 phosphorus, 303, 393
 rhubarb, 292
 soft extracts, 298
 sulphate of iron, 301
 classified list of, 311
 glycerine and gum, 148
 oleaginous, 302
 resinous, 302
- Pills, acid sulph. in, 284
 bismuth, 294
 blue, 395
 camphor, 295
 carbolic acid, 303
 chloral hydrate, 304
 containing crystalloids, 301
 copaiba, 300
 covering, 306
 creosote, 295
 cutting, 305
 dispensing of, 290
 essential oils in, 297

- Pills, excipients for, 140, 148, 292
 extract of aloes, 293
 male fern, 300
 mercurial, 395
 oxide of silver, 302
 permanganate of potash, 305
 pharmacopœial, 139
 phosphorus, 303
 physical requirements of, 291
 silvering, 306
 simple rhubarb, 292
 soft extracts in, 298
 sulphate of iron, 301
 varnishing, 307
- Pilula aloes Barb., 141, 365
 et assaf., 141
 ferri, 142
 myrrhæ, 143
 Socot., 143, 365
 assafoetidæ co., 143
 cambogiæ co., 144
 colocynthis co., 144
 et hyoscyami, 145
 conii comp., 145
 ferri carbonatis, 145
 iodidi, 145
 hydrargyri, 146, 395
 subchloridi co., 147
 ipecac. cum scillâ, 148
 plumbi cum opio, 148
 quinæ, 148
 rhei co., 149
 saponis co., 149
 scillæ co., 150
- Plaster of ammoniac and mercury, 222
 belladonna, 223
 cantharides, 224
 lead, 225
 opium, 225
 resin, 225
 shapes, 317
 skins, 315
 soap, 225
- Plasters, 91, 222, 320
 antimonial, 322
 blistering, 320
 compound, 320
 dispensing of, 315, 320
 hemlock, 321
 spreading of, 318
 warm, 224
 with adhesive margin, 319, 321
- Podophyllin, 245
- Poppies, extract of, 179
- Potash, acid tartrate of, 41
- Potash carbonate, 234
 solubility in liquor of ammonia,
 40
 citrate, 234
 effervescing solution of, 161
 hydrate, 51
 permanganate pills, 305
 solution of, 156
 solution of, 163, 352
 sulphate, solubility of, 40
 water, 161
- Potassium bromide, 226
 iodide, 77, 226
- Powder, Gregory's, 367
 grey, 395
 of liquorice, compound, 369, 391
 sulphur, compound, 369
- Powdering of camphor, 28
 effect of, 25
- Powders, carbonate of ammonia, 309
 deliquescent, dispensing of, 309
 dispensing of, 307
 official, 133
 volatile, dispensing of, 309
- Precipitates, composition varies, 68
 condition of, 64
 crystalline, 64
 draining, 71
 drying of, 68, 71
 pressing, 71
 treatment of, 67
 washing, 68
- Precipitation, 32, 64, 229
- Prescriptions, ambiguities in, 256, 275
 patient's help in, 279
 contractions in, 258, 289
 fac-similes of. *See* appendix
 numerals in, 284
 omissions in, 257
 pills, 290
 plasters, 320
 powders, 307
 reading of, 252, 271
 salines in, 259
- Pressing, 19, 66
- Processes, abstract, 4
 complex, 238
- Pulv. amygdalæ co., 134
 antimonialis, 134

- Pulv. aromaticus, 135
 catechu co., 135
 cinnamomi co., 135
 cretæ arom., 135
 cum op., 136
 Doveri, 136
 glycyrrhizæ comp., 369
 ipecac. co., 136
 jalapæ co., 137
 kino co., 137
 opii co., 137
 rhei co., 137, 367
 scammonii co., 138
 tragacanth co., 138
- Qualitative testing, 326
 Quassia, extract of, 179
 Quicklime, for preserving vegetables,
 14
 Quinæ et ferri citras, 236
 Quinine, sulphate of, 240
- Reading autograph prescriptions, 271
 Resin of jalap, 244
 podophyllum, 245
 scammony, 245
 Resinous tinctures, dispensing of, 266
 Resins, 244
 suspension of, 385
 Retort and receiver, 97
 Reynolds's mechanical stirrer, 84
 Rhubarb, 137
 alcoholic extract of, 368
 compound powder of, 367
 deodorated, 366
 extract of, 183, 368
 extraction of, 368
 oil in, 366
 pharmacy of, 366
 pills, 292
 syrup of, 367
 testing of, 366
 tincture of, 367
- Safety funnel, 48
 Salines, official, 228
 Salt, solutions of, 37, 38
 Salts, anhydrous, 52
 dried, 93
 drying of, 67
 grinding of, 5
 hydration of, 53
- Salts, powdered in mixtures, 63
 solutions of, 250, 259
 Sarsaparilla, 27, 174
 liquid extract of, 182
 mixture, 76
 Scaling, 234
 Scammony, 138, 245
 resin of, 245
 Schacht's filter, 117
 Scrubbing, 49
 Sea salt, 59
 Sections of stem, 18
 Senna, moisture absorbed by, 11
 compound powder of, 369
 confection of, 369
 dose of, 369
 exhausting of, 370
 mixture of, 369
 pharmacy of, 369
 syrup of, 370
 tincture of, 371
 Sieves, 23
 Sifting, 23
 Silver, chloride of, 34
 oxide of, 231
 Silvering pills, 306
 Singleton's ointment, 28
 Sirop iodotannique, 390
 Slicing, 17
 Soap, as an emulsifying agent,
 265
 liniment, 200
 Soda arseniate, 156
 carbonate, hydrates of, 61
 chlorated solution, 165
 citro-tartrate, effervescing, 234
 solution, 163
 solutions, density of, 35
 sulphate, 54, 62
 water, 161
 Sodium amalgam, 397
 Solubility influenced by a third body,
 39, 40
 influenced by heat, 38, 47, 427
 of chlorides, 37
 CO₂, 50
 gases at temperature, 50
 sulphate of copper, at tempera-
 ture, 59
 Solution, 4, 31, 32, 33, 51, 86, 427
 chemical, 31
 defined, 32

- Solution, heat of, 51
 of copalba, 382
 gases, 47, 51
 apparatus for, 48
 lime, saccharated, 350
 liquids, 45
 solids, 33
 rate of, 41
 simple, 33
 Solutions, density of, 35, 37, 55
 for saline baths, 86
 of gases, density of, 55
 salt, 37
 salts for dispensing, 250
 soda, 35
 saturated, 42, 86
 supersaturated, 43
 volumetric, 341
 Solvent powers of water, 33, 427
 Solvents, relation to solid bodies, 37, 427
 Special drugs, pharmacy of, 356
 pharmacy, 3, 4
 Species, 19
 Specific gravities of spirits, 189
 tinctures, 419
 pharmaceutical, 418, 422
 solubilities, 427
 sundry. *See* Table of.
 Umney's tables, 422
 Spermaceti, powdering of, 28
 Spirit of ammonia, aromatic, 211
 fetid, 212, 378
 chloroform, 46, 190
 nitre, 99
 nitrous ether, 209
 proof, 187
 recovery of, 99
 rectified, 187
 solvent powers, 46, 427
 Spirits, 187
 aromatic, 190
 specific gravities of, 189
 Squill, moisture absorbed by, 11
 powdered, preservation of, 12
 Stamping mills, 21
 Starch, 7, 26
 iodide of, 390
 Steam baths, &c. *See* Baths.
 jackets, 85
 Steel mills, 21
 Stem, sections of, 18
 Still for iodine, &c., 109
 Stills, 98, 100
 Stirring, automatic, 42, 85
 mechanical, 84
 Stoddart's table of specific gravities, 419
 Stone mills, 21
 Strainers, calico, 112
 Straining, 111
 stand, 112
 Stramonium, extract of, 183
 Strychnia, liquor of, 156
 Strychnine, 274
 Sublimation, 96, 106, 212
 Sulphate of baryta, 34
 copper, 41
 iron (per-), 41
 soda, solubility, 38, 43
 Sulphide of copper, 34
 Sulphur, mixing of, 390
 pharmacy of, 390
 Suppositories, cacao butter, 323
 dispensing of, 322
 gelatine, 323
 moulds for, 323
 tin foil moulds for, 324
 Symbols, 423
 Syrup of iodide of iron, 387
 rhubarb, 367
 Syrups, filtration, 116
 Tables, alcoholic solutions, 190
 atomic weights, 423, 427
 barometric equivalents, 478
 boiling points of essential oils, 103
 chemical formulæ, 427
 density of tinctures, 419
 acetic acid, 35
 solutions of salt, 37
 soda, 35
 sulphuric acid, 55
 dialysis, rate of, 76
 diffusion rates, 75, 80, 81
 elements, 423
 essential oils, yield of, 103
 evaporation, 10
 heat, latent, of fluidity, 89
 iodine liquors, 161
 isomorphous bodies, 60
 latent and sensible heat, 13
 lozenges, 416, 417
 melting points, 90
 moisture in air, 12

- Tables, ointments, 215
 osmosis, rate of, 78
 pill excipients, 311
 solubilities, 427
 solubility of sulphate of copper, 59
 specific gravities, 418, 419, 422, 427
 compared, 475
 of spirits, 189
 thermometrical equivalents, 479
 tinctures, 191, 192, 419
 volumetric solutions, 341
 water of crystallization, 62
- Tannin with iron, 407
- Taraxacum extract, 177
 pills, 298
- Temperature for extracts, 177
 infusions, 169
 vital zone of, 5, 7
- Testing for ammonia, 334
 bromide, 414
 iodates, 334
 iodine, 333, 413
 iron, 331, 332
 peroxide, 333, 334
 protoxide, 333, 334
 nitric acid, 330, 331
 oil, 355, 366
 potash, 334
 sulphurous acid, 329, 330
 tannic acid, 330
 tartaric acid, 329, 333
- Testing, qualitative, 326
 of acetic acid, 328
 arsenious acid, 329
 carbonate of bismuth, 331
 chloride of calcium, 331
 citric acid, 329
 citrate of iron and quinine, 332
 potash, 333
 gallic acid, 330
 hydrochloric acid, 330
 hydrocyanic acid, 330
 iron peroxide, 333
 sulphate, 333
 liquor of bismuth, 333
 nitric acid, 330
 phosphate of lime, 332
 phosphoric acid, 330
 potassium bromide, 333
- Testing, qualitative, of potassium iodide, 334
 of quinine sulphate, 354
 rhubarb, 354, 366
 soda bicarbonate, 334
 starch, 26, 331
 sulphurous acid, 331
 vinegar, 327
 zinc sulphate, 334
- Testing, quantitative, 335, 345
 of carbonate of potash, 343
 chlorinated soda, 351
 solution of lime, 350
 hydrocyanic acid, 347
 iron and ammonia citrate, 335
 arseniate, 344
 carbonate, 344
 magnetic oxide, 344
 phosphate, 344
 lime water, 350
 liquor of chloride of antimony, 337
 of potash, 352
 of subacetate of lead, 353
 mercurial pill, 353
 mercury with chalk, 352
 opium, 361
 permanganate of potash, 338
 phosphoric acid, 336
 quinine sulphate, 354
 reduced iron, 336
 saccharated lime water, 350
 silver nitrate, 349
 oxide, 349
 sulphurous acid, 348
 vinegar, 343, 346
- Thermometer scales, 479
- Throat Hospital lozenges, 416, 417
- Time of crystallization, 63
- Tincture of acetate of iron, 194
 aconite, 191
 aloes, 365
 ammoniac, 376
 benzoin, 381
 cardamoms comp., 193
 chloroform comp., 193
 cinchona comp., 193
 flavæ, 193
 ginger, strong, 195
 guaiacum, 378
 ammoniated, 194
 concentrated, 379

- Tincture of iodine, 195, 388
 colourless, 388
 jalap, 372
 lavender comp., 195
 myrrh, 380
 nux vomica, 195
 opium, 192
 perchloride of iron, 194
 quinine, 193
 rhubarb, 195, 367
 senna, 371
 tolu, 381
Tinctures, 32, 191, 419
 specific gravities of, 419
Tolu, emulsion of, 381
 pharmacy of, 381
 syrup of, 381
 tincture of, 381
Tomlinson, on bumping, 106
Tragacanth, 138, 266, 299
 in emulsions, 266
 pills, 298, 299
Turpentine, acetic, liniment of, 201
 liniment, 201
Twaddle's degrees, 475

Umney's tables of specific gravities, 422
Unguenta. *See* Ointments.

Vacuo, evaporation in, 88
Vegetable astringents with iron, 406
 cells, 27
 solutions, 83, 87
 tissues, 26

Vegetables, drying, 8
Vinegars, 32, 197
Vinum ipecac., 196
Vital zone, 5, 7
Volatilization as a test, 329
Volumetric analysis, 338
 apparatus, 340
 solutions, 339, 341

Washing, chemical, 32, 68
 mechanical, 28
 of crystals, 65
 precipitates, 68
Water as a solvent, 33, 427
 bath, 87
 contained in air, 11
 evaporation of, 10
 for dispensing, 261
 of crystallization, 54, 62
 decrepitation, 67
 potash, 161
 soda, 161
Waters, aromatic, 46, 205
Weighing, 253, 347
Weights, atomic, 423
Wines, 32, 196
 table of medicinal, 196
Woody fibre, as pill excipient, 293,
 294, 311
Worm tub, 104

Zinc, 33
 chloride, 163
 cone for filtration, 112
 "Zinci ben." 278



PRINCIPLES OF HUMAN PHYSIOLOGY. By WILLIAM B. CARPENTER, C.B., M.D., F.R.S. Ninth Edition. By HENRY POWER, M.B., F.R.C.S. 8vo, with 3 Steel Plates, and 377 Wood Engravings, 31s. 6d.

MEDICAL JURISPRUDENCE : Its Principles and Practice. By ALFRED S. TAYLOR, M.D., F.R.C.P., F.R.S. Third Edition, by THOMAS STEVENSON, M.D., F.R.C.P., Lecturer on Medical Jurisprudence at Guy's Hospital. 2 vols. 8vo, with 188 Engravings, 31s. 6d.

By the same Author.

A MANUAL OF MEDICAL JURISPRUDENCE. Tenth Edition. Crown 8vo, with 55 Engravings, 14s.

Also.

POISONS, in Relation to Medical Jurisprudence and Medicine. Third Edition. Crown 8vo, with 104 Engravings, 16s.

A HANDY-BOOK OF FORENSIC MEDICINE AND TOXICOLOGY. By C. MEYMOTT TIDY, M.D., F.C.S., and W. BATHURST WOODMAN, M.D., F.R.C.P. 8vo, with 8 Lithographic Plates and 116 Engravings, 31s. 6d.

SANITARY EXAMINATIONS OF WATER, AIR, AND FOOD. A Vade-Mecum for the Medical Officer of Health. By CORNELIUS B. FOX, M.D., F.R.C.P. Crown 8vo, with 94 Engravings, 12s. 6d.

A MANUAL OF PRACTICAL HYGIENE. By E. A. PARKES, M.D., F.R.S. Sixth Edition by F. DE CHAUMONT, M.D., F.R.S., Professor of Military Hygiene in the Army Medical School. 8vo, with 9 Plates and 103 Wood Engravings, 18s.

A HANDBOOK OF HYGIENE AND SANITARY SCIENCE. By GEO. WILSON, M.A., M.D., Medical Officer of Health for Mid-Warwickshire. Fifth Edition. Post 8vo, with Engravings, 10s. 6d.

By the same Author.

HEALTHY LIFE AND HEALTHY DWELLINGS: A Guide to Personal and Domestic Hygiene. Fcap. 8vo, 5s.

A TREATISE ON THE DISEASES OF CHILDREN. For Practitioners and Students. By WILLIAM H. DAY, M.D., Physician to the Samaritan Hospital for Women and Children. Crown 8vo, 12s. 6d.

A PRACTICAL MANUAL OF THE DISEASES OF CHILDREN. With a Formulary. By EDWARD ELLIS, M.D. Fourth Edition. Crown 8vo, 10s.

A MANUAL FOR HOSPITAL NURSES and others engaged in attending on the Sick. By EDWARD J. DOMVILLE, Surgeon to the Exeter Lying-in Charity. Fourth Edition. Crown 8vo, 2s. 6d.

THE MEDICAL ADVISER IN LIFE ASSURANCE. By EDWARD H. SIEVEKING, M.D., F.R.C.P., Physician to St. Mary's and Lock Hospitals, &c. Second Edition. Crown 8vo, 6s.

BINZ'S ELEMENTS OF THERAPEUTICS: A Clinical Guide to the Action of Drugs. Translated by E. I. SPARKS, M.B., F.R.C.P. Crown 8vo, 8s. 6d.

THE STUDENT'S GUIDE TO THE PRACTICE OF MEDICINE. By MATTHEW CHARTERIS, M.D., Professor of Therapeutics and Materia Medica in the University of Glasgow. Third Edition. Fcap. 8vo, with Engravings on Copper and Wood, 7s.

THE SPECTROSCOPE IN MEDICINE. By CHARLES A. MACMUNN, B.A., M.D. 8vo, with 3 Chromo-lithographic Plates of Physiological and Pathological Spectra, and 13 Engravings, 9s.

THE OCEAN AS A HEALTH-RESORT: A Practical Handbook of the Sea, for the use of Tourists and Health-Seekers. By WILLIAM S. WILSON, L.R.C.P. Second Edition, with Chart of Ocean Routes, &c. Crown 8vo, 7s. 6d.

PRINCIPAL HEALTH RESORTS of Europe and Africa, and their use in the Treatment of Chronic Diseases. By THOMAS MORE MADDEN, M.D., M.R.I.A. 8vo, 10s.

A SYSTEM OF DENTAL SURGERY. By JOHN TOMES, F.R.S., and C. S. TOMES, M.A., F.R.S. Second Edition. Fcap. 8vo, with 268 Engravings, 14s.

A MANUAL OF DENTAL MECHANICS. By OAKLEY COLES, L.D.S.R.C.S., Second Edition. Crown 8vo, with 140 Engravings, 7s. 6d.

HANDBOOK OF MEDICAL AND SURGICAL ELECTRICITY. By HERBERT TIBBITS, M.D., F.R.C.P.E., Senior Physician to the West London Hospital for Paralysis and Epilepsy. Second Edition. 8vo, with 95 Engravings, 9s.

MANUAL OF MINOR SURGERY AND BANDAGING. For the use of House-Surgeons, Dressers, and Junior Practitioners. By CHRISTOPHER HEATH, F.R.C.S., Surgeon to University College Hospital. Seventh Edition. Fcap. 8vo, with 115 Engravings, 5s. 6d.

SURGICAL EMERGENCIES: Together with the Emergencies attendant on Parturition and the Treatment of Poisoning. By PAUL SWAIN, F.R.C.S., Surgeon to the Royal Albert Hospital, Devonport. Third Edition. Crown 8vo, with 117 Engravings, 5s.

A TREATISE ON VOCAL PHYSIOLOGY AND HYGIENE, with especial reference to the Cultivation and Preservation of the Voice. By GORDON HOLMES, M.D., Physician to the Municipal Throat and Ear Infirmary. Second Edition. With Engravings. Crown 8vo, 6s. 6d.

PARASITES: A Treatise on the Entozoa of Man and Animals, including some Account of the Ectozoa. By T. SPENCER COBBOLD, M.D., F.R.S. 8vo, with 85 Engravings, 15s.

LONDON, 11, NEW BURLINGTON STREET,

JULY, 1892.

A LIST
OF
J. & A. CHURCHILL'S
WORKS
ON
CHEMISTRY, MATERIA MEDICA,
PHARMACY, BOTANY,
THE MICROSCOPE,
AND
OTHER BRANCHES OF SCIENCE

INDEX

	PAGE		PAGE
Allen's Commercial Organic Analysis	vi	Kay-Shuttleworth's Modern Chemistry	iv
Armatage's Veterinarian's Rememb.	xi	Kohlrausch's Physical Measurements	xiv
Baily's Physician's Pharmacopœia ...	ix	Lee's Microtomet's Vade Mecum ..	xiii
Beasley's Pocket Formulary ...	x	Lescher's Recent Materia Medica ...	viii
Do. Druggist's Receipt Book ...	x	Marsh's Section Cutting ...	xiii
Do. Book of Prescriptions ...	x	Maxwell's Terminologia Med. Polyg.	xv
Bentley's Manual of Botany ...	xii	Mayne's Medical Vocabulary ...	xv
Do. Structural Botany ...	xii	Microscopical Journal (Quarterly) ...	xii
Do. Systematic Botany... ..	xii	Mills' and Rowan's Fuel ...	vi
Bentley and Trimen's Medicinal Plants	xii	Morley's Organic Chemistry ...	v
Bernay's Analytical Chemistry ...	v	Ord's Comparative Anatomy ...	xiv
Binz's Elements of Therapeutics ...	vii	Owen's Manual of Materia Medica ...	viii
Bloxam's Chemistry	iii	Pereira's Selecta è Prescriptis ...	ix
Do. Laboratory Teaching ...	iii	Pharmaceutical Journal ...	xi
Bowman's Practical Chemistry ...	iv	Phillips' Materia Medica ...	viii
B.P.C. Unofficial Formulary ...	ix	Price's Photographic Manipulation ...	xv
Brown's Practical Chemistry ...	iv	Proctor's Practical Pharmacy ...	ix
Cameron's Oils, Resins, Varnishes ...	vii	Rodwell's Natural Philosophy ...	xiv
———— Soaps and Candles ...	vii	Royle's Materia Medica ...	viii
Carpenter's Microscope ..	xiii	Smith's Pharmaceutical Guide ...	xi
Chauveau's Comparative Anatomy ...	xiii	Southall's Materia Medica ...	viii
Churchill's Technological Handbooks	vii	Squire's Companion to Pharmacopœia	ix
Clowes' Practical Chemistry ...	iii	Squire's Hospital Pharmacopœias ...	ix
Cook's Organic Analysis ...	iv	Steggall's First Lines for Chemists ...	xi
Cooley's Cyclopædia of Receipts ...	v	Stillé and Maisch's Dispensatory ...	vii
Dunglison's Medical Lexicon ...	xv	Stowe's Toxicological Chart ...	x
Ewart's Poisonous Snakes of India ...	xiii	Sutton's Volumetric Analysis ...	vi
Fayrer's Poisonous Snakes of India... ..	xiii	Taylor on Poisons ...	x
Flückiger's Cinchona Barks ...	vi	Thorowgood's Materia Medica ..	viii
Fownes' and Watts' Chemistry ...	iii	Tirard's Prescriber's Pharmacopœia...	x
Fox's Ozone and Antozone ...	xiv	Treves and Lang's Germ-Engl. Dict.	xv
Frankland and Japp's Chemistry ...	iv	Tuson's Veterinary Pharmacopœia ...	xi
Fresenius' Chemical Analysis ...	iv	Vacher's Primer of Chemistry ...	iii
Gardner's Brewing, Distilling, &c. ...	vii	Valentin's Qualitative Analysis ...	v
Do. Bleaching, Dyeing, &c. ...	vii	Do. Chemical Tables ...	v
Do. Acetic Acid, Ammonia, &c. ...	vii	Wagner's Chemical Technology ...	vi
Greene's Tables of Zoology ...	xiv	Wahlutuch's Dictionary of Mat. Medica	viii
Hardwich's Photography, by Taylor	xv	Watts' Inorganic Chemistry ...	iii
Hegner's Alcohol Tables ...	vii	Do. Organic Chemistry ...	iii
Hegner and Angell's Butter Analysis	vii	Williams' Veterinary Medicine ...	xii
Hoffmann and Power's Analysis ...	v	Do. Veterinary Surgery ...	xii
Huxley's Anatomy of Vertebrates ...	xiv	Wilson's Zoology ...	xiv
Do. Anatomy of Invertebrates... ..	xiv	Wittstein's Pharmaceutical Chemistry	xi
James's Guide to the New B.P. ...	x	Year Book of Pharmacy ...	xi
Johnson's Analysts' Companion ...	iv		

~~~~~

\* \* The Works advertised in this Catalogue may be obtained through any Bookseller in the United Kingdom, or direct from the Publishers, on Remittance of their cost.



A LIST OF  
*J. & A. CHURCHILL'S WORKS*  
ON SCIENCE

---

*C. L. Bloxam*

CHEMISTRY, INORGANIC and ORGANIC.

With Experiments. By CHARLES L. BLOXAM. Seventh edition, by JOHN MILLAR THOMSON, Professor of Chemistry in King's College, London, and ARTHUR G. BLOXAM, Demonstrator of Chemistry in the Royal Agricultural College, Cirencester. With 282 Illustrations . 8vo, 18s.

*By the same Author*

LABORATORY TEACHING: Or, Progressive Exercises  
in Practical Chemistry. Fifth Edition. With 89 Engravings.

Crown 8vo, 5s. 6d.

—o—

*H. Watts and W. A. Tilden*

WATT'S MANUAL OF CHEMISTRY, THEORETICAL  
AND PRACTICAL (based on FOWNES' MANUAL).

Vol. I.—PHYSICAL AND INORGANIC CHEMISTRY. Second Edition (Fourteenth of FOWNES'). By WILLIAM A. TILDEN, D.Sc., F.R.S., Professor of Chemistry in the Mason College, Birmingham. With Coloured Plate of Spectra, and 122 Wood Engravings . . . Crown 8vo, 8s. 6d.

Vol. II.—CHEMISTRY OF CARBON COMPOUNDS; or, ORGANIC CHEMISTRY. By HENRY WATTS, B.A., F.R.S. Second Edition (Fourteenth of FOWNES'). By WILLIAM A. TILDEN, D.Sc., F.R.S., Professor of Chemistry in the Mason College, Birmingham. With Engravings . . . Crown 8vo, 10s.

—o—

*F. Clowes*

PRACTICAL CHEMISTRY AND QUALITATIVE  
ANALYSIS. By FRANK CLOWES, D.Sc. Lond., F.C.S. Lond. and Berlin, Professor of Chemistry at the University College, Nottingham. Fifth Edition, with 57 Engravings and Frontispiece. . . Post 8vo, 7s. 6d.

\* \* Adapted for use in the Laboratories of Colleges and Schools.

—o—

*A. Vacher*

A PRIMER OF CHEMISTRY, Including Analysis  
By ARTHUR VACHER . . . 18mo, 1s.



*R. Fresenius*

QUALITATIVE ANALYSIS. Translated by CHARLES E. GROVES, F.R.S. Tenth Edition, with Coloured Plate of Spectra and 46 Engravings . . . . . 8vo, 15s.

*By the same Author*

QUANTITATIVE ANALYSIS. Seventh Edition.

Vol. 1. Translated by A. VACHER. With 106 Engravings . . . 8vo, 15s.

Vol. 2. Parts 1 and 2. Translated by C. E. GROVES, F.R.S. With Engravings. 8vo, 2s. 6d. each.

—o—

*J. E. Bowman and C. L. Bloxam*

PRACTICAL CHEMISTRY, Including Analysis.

By JOHN E. BOWMAN and CHARLES L. BLOXAM. Eighth Edition. With 90 Engravings . . . . . Fcap 8vo, 5s. 6d.

\* \* In this edition the portion devoted to Quantitative Analysis has been considerably enlarged, and a separate chapter has been devoted to Volumetric Analysis. The nomenclature has also been brought up to date.

—o—

*E. Frankland and F. R. Japp*

INORGANIC CHEMISTRY. By EDWARD FRANKLAND, Ph.D., D.C.L., LL.D., F.R.S., Professor of Chemistry in the Normal School of Science, and FRANCIS R. JAPP, M.A., Ph.D., F.I.C., F.R.S., Assistant Professor in the School. With numerous Illustrations on Stone and Wood. 8vo, 24s.

—o—

*U. J. Kay-Shuttleworth*

FIRST PRINCIPLES OF MODERN CHEMISTRY.

By Sir U. J. KAY-SHUTTLEWORTH, Bart. Second Edition. Crown 8vo, 4s. 6d.

—o—

*J. Campbell Brown*

PRACTICAL CHEMISTRY. PART I. Qualitative Exercises and Analytical Tables for Students. By J. CAMPBELL BROWN, D.Sc.(Lond.), Professor of Chemistry in Victoria University and University College, Liverpool. Third Edition . . . . . 8vo, 2s. 6d.

—o—

*A. E. Johnson*

THE ANALYST'S LABORATORY COMPANION. By ALFRED E. JOHNSON, Assoc. R.C.Sc.I., F.I.C., F.C.S., First Prizeman in Chemistry, Physics, and Mathematics, R.C.Sc.I. . . . . Crown 8vo, 5s.

—o—

*E. H. Cook*

INTRODUCTORY INORGANIC ANALYSIS. A First Course of Chemical Testing. By ERNEST H. COOK, D.Sc.Lond., F.C.S., Assoc. Roy. Coll. Sci.; Physical Science Master, Merchant Venturers' School, Bristol. . . . . Crown 8vo, 1s. 6d.



*H. Forster Morley*

OUTLINES OF ORGANIC CHEMISTRY. By H. FORSTER  
MORLEY, M. A., D.Sc., Joint Editor of Watts' "Dictionary of Chemistry."  
Crown 8vo, 7s. 6d.

—o—

*W. G. Valentin, W. R. Hodgkinson, H. Chapman-Jones, and F. E. Matthews*

VALENTIN'S QUALITATIVE CHEMICAL ANALYSIS.  
Seventh Edition. By Dr. W. R. HODGKINSON, F.R.S.E., Professor of  
Chemistry and Physics, Royal Military Academy, and Artillery College  
Woolwich; assisted by H. CHAPMAN-JONES, F.C.S., Demonstrator in the  
Royal School of Mines, &c., and F. E. MATTHEWS, Ph.D., of Cooper's  
Hill College. With Engravings and Map of Spectra . 8vo, 8s. 6d.

*By the same Authors*

TABLES FOR THE QUALITATIVE ANALYSIS OF  
SIMPLE AND COMPOUND SUBSTANCES, both in the Dry and Wet  
Way. With Map of Spectra . 8vo, 2s. 6d.

—o—

*W. G. Valentin*

CHEMICAL TABLES FOR THE LECTURE ROOM AND  
LABORATORY. By WM. G. VALENTIN, F.C.S., late Principal Demon-  
strator of Practical Chemistry in the Royal School of Mines and Science  
Training Schools, South Kensington. In five large sheets . 5s. 6d.

—o—

*A. J. Bernays*

NOTES ON ANALYTICAL CHEMISTRY FOR  
STUDENTS IN MEDICINE. By ALBERT J. BERNAYS, Ph.D., F.C.S.,  
F.I.C., Professor of Chemistry, &c., at St. Thomas's Hospital Medical  
School. Third Edition. . Crown 8vo, 4s. 6d.

—o—

*F. Hoffmann and F. B. Power*

A MANUAL OF CHEMICAL ANALYSIS, AS APPLIED  
TO THE EXAMINATION OF MEDICINAL CHEMICALS. For  
the use of Pharmacists, Physicians, Druggists, Manufacturing Chemists,  
and Pharmaceutical and Medical Students. By FREDERICK HOFFMANN,  
A.M., Ph.D., Public Analyst to the State of New York, &c.; and  
FREDERICK B. POWER, Ph.D., Professor of Analytical Chemistry in the  
Philadelphia College of Pharmacy. Third Edition, with 179 Engravings.  
8vo, 18s.

—o—

*R. V. Tuson*

COOLEY'S CYCLOPÆDIA OF PRACTICAL  
RECEIPTS, AND COLLATERAL INFORMATION IN THE ARTS,  
MANUFACTURES, PROFESSIONS, AND TRADES: Including  
Medicine, Pharmacy, Hygiene and Domestic Economy. Designed as a  
Comprehensive Supplement to the Pharmacopœias and General Book of  
Reference for the Manufacturer, Tradesman, Amateur, and Heads of  
Families. Sixth Edition, Revised and Rewritten by Professor RICHARD  
V. TUSON, F.I.C., F.C.S., assisted by several Scientific Contributors.  
With many Engravings. 2 Vols., 1,800 pp. . 8vo, 42s.



*E. J. Mills and F. J. Rowan*

**FUEL AND ITS APPLICATIONS.** By E. J. MILLS, D.Sc., F.R.S., and F. J. ROWAN, C.E. Being Vol. I. of Chemical Technology, or Chemistry in its application to Arts and Manufactures. Edited by CHARLES E. GROVES, F.R.S., and WILLIAM THORP, B.Sc., with which is incorporated "RICHARDSON and WATTS' Chemical Technology." With 606 Engravings, 802 pp. . . . Roy. 8vo, 30s.

—o—  
*A. H. Allen*

**COMMERCIAL ORGANIC ANALYSIS; A Treatise on the Properties, Modes of Assaying, Proximate Analytical Examination, &c., of the various Organic Chemicals and Products employed in the Arts, Manufactures, Medicine, &c. With Concise Methods for the Detection and Determination of their Impurities, Adulterations, and Products of Decomposition.** In 3 Volumes. By ALFRED H. ALLEN, F.I.C., F.C.S., Public Analyst for the West Riding of Yorkshire, the Northern Division of Derbyshire, &c.

Vol. I.—Alcohols, Neutral Alcoholic Derivatives, Sugars, Starch and its Isomers, Vegetable Acids, &c. With Illustrations. Third edition in preparation . . . 8vo.

Vol. II.—Fixed Oils and Fats, Hydrocarbons, Phenols, &c. With Illustrations. Third edition in preparation . . . 8vo.

Vol. III.—Part I. Aromatic Acids, Tannins, Dyes, and Colouring Matters . . . 8vo, 14s.

Part II. Organic Bases, Cyanogen Compounds. Albuminoids, &c. [In the Press.]

—o—  
*F. Sutton*

**A SYSTEMATIC HANDBOOK OF VOLUMETRIC ANALYSIS; or, the Quantitative Estimation of Chemical Substances by Measure, applied to Liquids, Solids, and Gases.** Adapted to the requirements of Pure Chemical Research, Pathological Chemistry, Pharmacy, Metallurgy, Manufacturing Chemistry, Photography, &c., and for the Valuation of Substances used in Commerce, Agriculture, and the Arts. By FRANCIS SUTTON, F.C.S., F.I.C., Public Analyst for the County of Norfolk. Sixth Edition, with Engravings . . . 8vo, [In the Press.]

—o—  
*F. A. Flückiger*

**THE CINCHONA BARKS: Pharmacognostically Considered.** By FRIEDRICH A. FLÜCKIGER, Ph.D., Professor in the University of Strasburg, Germany. Translated from the Original Text, with some additional Notes, by FREDERICK B. POWER, Ph.D., Professor of Pharmacy and Materia Medica in the University of Wisconsin. With 8 Lithographic Plates and 1 Woodcut . . . Royal 8vo, 7s.

—o—  
*R. Wagner and W. Crookes*

**HANDBOOK OF CHEMICAL TECHNOLOGY.** By RUDOLF WAGNER, Ph.D., Professor of Chemical Technology at the University of Wurtzburg. Translated and Edited from the Eighth German Edition, with Extensive Additions, by WILLIAM CROOKES, F.R.S. With 336 Engravings . . . 8vo, 25s.

\* \* The design of this work is to show the application of the science of chemistry to the various manufactures and industries. The subjects are treated of in eight divisions, as follows:—1. Chemical Metallurgy, Alloys; and Preparations made and obtained from Metals. 2. Crude Materials and Products of Chemical Industry. 3. Glass, Ceramic Ware, Gypsum, Lime, Mortar. 4. Vegetable Fibres. 5. Animal Substances. 6. Dyeing and Calico Printing. 7. Artificial Light. 8. Fuel and Heating Apparatus.



## CHURCHILL'S TECHNOLOGICAL HANDBOOKS.

*Edited by John Gardner, F.I.C., F.C.S., and James Cameron, F.I.C.,**Analyst in the Laboratory of Somerset House.*

- BREWING, DISTILLING, AND WINE MANUFACTURE :  
Giving directions for the Manufacture of Beers, Spirits, Wines, Liqueurs,  
&c. With Engravings . . . . . Crown 8vo, 6s. 6d.
- BLEACHING, DYEING, AND CALICO PRINTING. With  
Formulæ. With Engravings . . . . . Crown 8vo, 5s.
- ACETIC ACID AND VINEGAR, AMMONIA, AND ALUM.  
With 28 Engravings . . . . . Crown 8vo, 5s.
- OILS, RESINS, AND VARNISHES. With Engravings.  
Crown 8vo, 7s. 6d.
- SOAPS AND CANDLES. With 54 Engravings. Crown 8vo, 7s.

—o—

*Stillé and Maisch*

- THE NATIONAL DISPENSATORY ; containing the Natural  
History, Chemistry, Pharmacy, Actions and Uses of Medicines, including  
those recognised in the Pharmacopœias of the United States, Great  
Britain and Germany, with numerous references to the French Codex. By  
ALFRED STILLÉ, M.D., LL.D., Professor of Medicine in the University  
of Pennsylvania; and JOHN M. MAISCH, Phar.D., Professor of Materia  
Medica and Botany in the Philadelphia College of Pharmacy. Fourth  
Edition, with 311 Engravings. 1,781 pp. . . . . 8vo, 36s.

—o—

*C. Binz*

- THE ELEMENTS OF THERAPEUTICS. A Clinical Guide  
to the Action of Drugs. By C. BINZ, M.D., Professor of Pharmacology in  
the University of Bonn. Translated and Edited with Additions, in  
Conformity with the British and American Pharmacopœias, by EDWARD  
I. SPARKS, F.R.C.P., M.A., M.B. Oxon., formerly Radcliffe Travelling  
Fellow . . . . . Crown 8vo, 8s. 6d.

—o—

*O. Hehner*

- ALCOHOL TABLES, giving for all Specific Gravities, from  
1.0000 to 0.7938 the Percentages of Absolute Alcohol, by Weight and by  
Volume, and of Proof Spirit. By OTTO HEHNER, F.C.S., Public Analyst  
for the Isle of Wight and for the Boroughs of Derby and Ryde.  
Roy. 8vo, 3s. 6d.

—o—

*O. Hehner and A. Angell*

- BUTTER ; Its Analysis and Adulterations, specially treating on  
the Detection and Determination of Foreign Fats. By OTTO HEHNER,  
F.C.S., and ARTHUR ANGELL, F.R.M.S., Public Analyst for the County  
of Southampton. Second Edition. Entirely re-written and augmented.  
Crown 8vo, 3s. 6d.



*J. F. Royle and J. Harley*

ROYLE'S MANUAL OF MATERIA MEDICA AND THERAPEUTICS. Sixth Edition. With Supplement of Additions and Alterations contained in the B.P. 1885. By JOHN HARLEY, M.D., F.R.C.P. With 139 Engravings . . . . . Crown 8vo, 15s.

"This Manual is, to our minds, unrivalled | and completeness of information. — *British*  
in any language for condensation, accuracy, | *Medical Journal*.

—o—

*J. C. Thorowgood*

THE STUDENT'S GUIDE TO MATERIA MEDICA AND THERAPEUTICS, in accordance with the British Pharmacopœia. By JOHN C. THOROWGOOD, M.D. Lond., F.R.C.P. Second Edition, with Engravings Fcap. 8vo, 7s.

—o—

*C. D. F. Phillips*

MATERIA MEDICA AND THERAPEUTICS: By CHARLES D. F. PHILLIPS, M.D., F.R.S. Edin. Vegetable Kingdom—Organic Compounds—Animal Kingdom . . . . . 8vo, 25s.

—o—

*I. Owen*

MATERIA MEDICA; a Manual for the Use of Students. By ISAMBARD OWEN, M.D., F.R.C.P., Lecturer on Materia Medica and Therapeutics at St. George's Hospital. Second Edition Crown 8vo, 6s. 6d.

—o—

*W. Southall*

THE ORGANIC MATERIA MEDICA OF THE BRITISH PHARMACOPŒIA, systematically arranged; with Brief Notices of the Remedies contained in the Indian and U.S. Pharmacopœias, and Short Descriptions of their Chief Adulterants and Substitutions. By W. SOUTHALL, F.L.S. Fourth Edition . . . . . Crown 8vo, 5s.

—o—

*F. H. Lescher*

RECENT MATERIA MEDICA. Notes on their Origin and Therapeutics. By F. HARWOOD LESCHER, F.C.S., Pereira Medallist. Third Edition . . . . . 8vo, 2s. 6d.

—o—

*A. Wahltsch*

A DICTIONARY OF MATERIA MEDICA AND THERAPEUTICS. By ADOLPHE WAHLTUCH, M.D. . . . . 8vo, 10s. 6d.

\* \* The purpose of this work is to give a tabular arrangement of all drugs specified in the British Pharmacopœia of 1867. Every table is divided into six parts:—(1) *The Name and Synonyms*; (2) *Character and Properties or Composition*; (3) *Physiological Effects and Therapeutics*; (4) *Form and Doses*; (5) *Preparations*; (6) *Prescriptions*. Other matter elucidatory of the Pharmacopœia is added to the work.



*B. S. Proctor*

## LECTURES ON PRACTICAL PHARMACY.

By BARNARD S. PROCTOR, formerly Lecturer on Pharmacy at the College of Medicine, Newcastle-on-Tyne. Second Edition. With 44 Wood Engravings and 32 Lithograph Fac-Simile Prescriptions . 8vo, 14s.

—o—

*J. Pereira*

## SELECTA E PRESCRIPTIS. Selections from Physicians'

Prescriptions: containing Lists of Terms, Phrases, Contractions and Abbreviations used in Prescriptions, with Explanatory Notes; the Grammatical Construction of Prescriptions, Rules for Pronunciation of Pharmaceutical Terms; a Prosodiacal Vocabulary of the names of Drugs, &c. With a Series of Abbreviated Prescriptions and Key to the same, with Translations. For the Use of Students. By JONATHAN PEREIRA, M.D., F.R.S. Eighteenth Edition, by JOSEPH INCE, F.C.S., F.L.S. 24mo, 5s.

—o—

*P. Squire*

## COMPANION TO THE BRITISH PHARMACOPŒIA

(latest Edition), comparing the strength of its various preparations with those of the United States, and other Foreign Pharmacopœias, to which are added Non-official Preparations, and Practical Hints on Prescribing; also a Tabular Arrangement of Materia Medica for Students, an Appendix containing Articles employed in Chemical Testing, and Analyses of the Principal Spas of Europe. By PETER SQUIRE, F.L.S. Edited by his Sons P. W. SQUIRE, F.L.S., F.C.S., and A. H. SQUIRE. Fifteenth Edition.

8vo, 10s. 6d.

*By the same Author*

## PHARMACOPŒIAS OF THE LONDON HOSPITALS.

Fifth Edition . . . . . Fcap 8vo, 6s.

\* \* Mr. SQUIRE has collected all the Formulæ used in twenty-five of the principal Hospitals of London, and arranged them in groups for comparison. These Formulæ were revised and approved by the medical staff of each of the Hospitals, and may therefore be taken as an excellent guide to the medical practitioner, both as to dose and best menstruum in prescribing. The Diet Tables of the Hospitals are also included.

—o—

*J. Baily*

## A PHYSICIAN'S PHARMACOPŒIA. (Contraction Ph. Ph.)

Containing Prescriptions for the Novel Method of Preparing Lozenges, including Nitro-Glycerine, Cocaine, &c., and other active remedies in exact doses. By J. BAILY, Pharmacist, Margate.

Royal 24mo, leather binding, 3s. 6d.

—o—

*British Pharmaceutical Conference*

THE B. P. C. Unofficial Formulary, 1889. Compiled by a Committee of the British Pharmaceutical Conference.

8vo, 6d.; or Interleaved, cloth, 1s.



*N. Tirard*

THE PRESCRIBER'S PHARMACOPŒIA: containing all the Medicines in the British Pharmacopœia arranged in Classes according to their Action, with their Composition and Doses. Sixth Edition. By NESTOR TIRARD, M.D., M.R.C.P., Professor of Materia Medica and Therapeutics in King's College, London Fcap. 32mo, bound in leather, 3s.

—o—

*Prosser James.*

GUIDE TO THE NEW B.P. Epitome of Changes, and Account of all the New Preparations. Their Characters, Actions, Uses, &c. With Full Therapeutical Commentary. By PROSSER JAMES, M.D., late Lecturer on Materia Medica and Therapeutics at the London Hospital. Third Edition . . . . . Crown 8vo, 2s. 6d.

—o—

*A. S. Taylor*

POISONS IN RELATION TO MEDICAL JURISPRUDENCE AND MEDICINE. By ALFRED S. TAYLOR, M.D., F.R.S., late Professor of Medical Jurisprudence to Guy's Hospital. Third Edition, with 104 Engravings . . . . . Crown 8vo, 16s.

—o—

*W. Stowe*

A TOXICOLOGICAL CHART, Exhibiting at one view the Symptoms, Treatment, and Mode of Detecting the Various Poisons, Mineral, Vegetable, and Animal. To which are added concise Directions for the Treatment of Suspended Animation. By WILLIAM STOWE, M.R.C.S.E. Thirteenth Edition. . . . . Sheet, 2s.; Roller, 5s.

—o—

*H. Beasley*

THE POCKET FORMULARY AND SYNOPSIS OF THE BRITISH AND FOREIGN PHARMACOPŒIAS: containing all the Formulæ of the B.P. of 1885, and comprising Standard, approved, and most recent Formulæ for the Preparations and Compounds employed in Medical Practice. By HENRY BEASLEY. Eleventh Edition. 18mo, 6s. 6d.

*By the same Author*

THE DRUGGIST'S GENERAL RECEIPT-BOOK: Comprising a Copious Veterinary Formulary; Numerous Recipes in Patent and Proprietary Medicines, Druggists' Nostrums, &c.; Perfumery, and Cosmetics; Beverages, Dietetic Articles and Condiments; Photographic Chemicals and Formulæ; Trade Chemicals; Scientific Processes; and an Appendix of Useful Tables. Ninth Edition . . . 18mo, 6s. 6d.

*Also*

THE BOOK OF PRESCRIPTIONS: Containing upwards of 3,000 Prescriptions collected from the Practice of the most eminent Physicians and Surgeons, English and Foreign. Comprising also a Compendious History of the Materia Medica, Lists of the Doses of all Official or Established Preparations, and an Index of Diseases and Remedies. Sixth Edition . . . . . 18mo, 6s. 6d.

"Mr. Beasley's 'Pocket Formulary,' Druggist's Receipt-Book,' and 'Book of Prescriptions' form a compact library of reference admirably suited for the dispensing desk."—*Chemist and Druggist.*



THE PHARMACEUTICAL JOURNAL AND TRANSACTIONS. Published weekly. Price 4d. Annual subscription, post free, 20s.

—o—

THE YEAR-BOOK OF PHARMACY: Containing the Proceedings at the Yearly Meeting of the British Pharmaceutical Conference, and a Report on the Progress of Pharmacy, which includes notices of all Pharmaceutical Papers, new Processes, Preparations, and Formulæ published throughout the world. Published annually in December.

8vo, 1873 to 1889—10s. each yearly volume.

General Index to the Volumes for 1864 to 1885 inclusive . . . 3s. 6d.

—o—

*G. C. Wittstein*

PRACTICAL PHARMACEUTICAL CHEMISTRY: An Explanation of Chemical and Pharmaceutical Processes; with the Methods of Testing the Purity of the Preparations, deduced from Original Experiments. By Dr. G. C. WITTSTEIN. Translated from the Second German Edition by STEPHEN DARBY . . . . . 18mo, 6s.

—o—

*J. Steggall*

FIRST LINES FOR CHEMISTS AND DRUGGISTS preparing for Examination at the Pharmaceutical Society. By JOHN STEGGALL, M.D. Third Edition . . . . . 18mo, 3s. 6d.

—o—

*J. B. Smith*

PHARMACEUTICAL GUIDE TO THE FIRST AND SECOND EXAMINATIONS. By JOHN BARKER SMITH. Second Edition . . . . . Crown 8vo, 6s. 6d.

LATIN GRAMMAR—FRACTIONS — METRIC SYSTEM — MATERIA MEDICA — BOTANY — PHARMACY—CHEMISTRY—PRESCRIPTIONS.

—o—

*R. V. Tuson*

A PHARMACOPŒIA, INCLUDING THE OUTLINES OF MATERIA MEDICA AND THERAPEUTICS, for the Use of Practitioners and Students of Veterinary Medicine. By RICHARD V. TUSON, F.I.C., late Professor of Chemistry, Materia Medica and Toxicology at the Royal Veterinary College. Fourth Edition . . . Post 8vo, 7s. 6d.

“Not only practitioners and students of veterinary medicine, but chemists and druggists will find that this book supplies a want in veterinary literature.”—*Chemist and Druggist*.

—o—

*G. Armatage*

THE VETERINARIAN'S POCKET REMEMBRANCER: being Concise Directions for the Treatment of Urgent or Rare Cases, embracing Semeiology, Diagnosis, Prognosis, Surgery, Therapeutics Toxicology, Detection of Poisons by their Appropriate Tests, Hygiene, &c By GEORGE ARMATAGE, M.R.C.V.S. Second Edition . . . Post 8vo, 3



*W. Williams*

THE PRINCIPLES AND PRACTICE OF VETERINARY MEDICINE. By WILLIAM WILLIAMS, F.R.C.V.S., F.R.S.E., Principal, and Professor of Veterinary Medicine and Surgery at the New Veterinary College, Edinburgh. Fifth Edition, with several Coloured Plates and Woodcuts . . . . . 8vo, 30s.

*By the same Author*

THE PRINCIPLES AND PRACTICE OF VETERINARY SURGERY. Sixth Edition. With Plates and 139 Woodcuts. . . . . 8vo, 30s.

—o—

*R. Bentley and H. Trimen*

MEDICINAL PLANTS: being Descriptions with Original Figures of the Principal Plants employed in Medicine, and an Account of their Properties and Uses. By ROBERT BENTLEY, F.L.S., Emeritus Professor of Botany in King's College, and to the Pharmaceutical Society; and HENRY TRIMEN, M.B., F.R.S., F.L.S., late Lecturer on Botany in St. Mary's Hospital Medical School. In 4 Vols., large 8vo, with 306 Coloured Plates, bound in half morocco, gilt edges, £11 11s.

—o—

*R. Bentley*

A MANUAL OF BOTANY: Including the Structure, Classification, Properties, Uses and Functions of Plants. By ROBERT BENTLEY, F.L.S., Emeritus Professor of Botany in King's College, and to the Pharmaceutical Society. Fifth Edition, with 1,178 Engravings Crown 8vo, 15s.

*By the same Author*

THE STUDENT'S GUIDE TO STRUCTURAL, MORPHOLOGICAL, AND PHYSIOLOGICAL BOTANY. With 660 Engravings . . . . . Fcap. 8vo, 7s. 6d.

*Also*

THE STUDENT'S GUIDE TO SYSTEMATIC BOTANY, including the Classification of Plants and Descriptive Botany. With 357 Engravings . . . . . Fcap. 8vo, 3s. 6d.

—o—

THE QUARTERLY JOURNAL OF MICROSCOPICAL SCIENCE. (Established in 1852.) Edited by E. RAY LANKESTER, M.A., LL.D., F.R.S., Professor of Zoology in University College, London; with the co-operation of E. KLEIN, M.D., F.R.S., and ADAM SEDGWICK, M.A., F.R.S. . . . . Each Number, 10s.

\* \* Most of the Memoirs are illustrated by Woodcuts and Lithographic Plates, many being Coloured. The Journal contains, in addition, Notes and Memoranda, Reviews of Books, Quarterly Chronicle, and Proceedings of Societies.



*W. B. Carpenter*

THE MICROSCOPE AND ITS REVELATIONS. By  
W. B. CARPENTER, C.B., M.D., F.R.S. Seventh Edition, edited by Rev.  
Dr. DALLINGER, F.R.S. With many Plates and over 500 Wood  
Engravings, and a Coloured Frontispiece . . . 8vo [*In the Press*].

—o—

*S. Marsh*

SECTION CUTTING: a Practical Guide to the Preparation  
and Mounting of Sections for the Microscope, special prominence being  
given to the subject of Animal Sections. By Dr. SYLVESTER MARSH.  
Second Edition, with 17 Engravings . . . . . Fcap. 8vo, 3s. 6d.

—o—

*A. B. Lee*

THE MICROTOMIST'S VADE-MECUM: a Handbook of the  
Methods of Microscopic Anatomy. By ARTHUR BOLLES LEE, Assistant  
in the Russian Laboratory of Zoology at Villefranche-sur-mer (Nice.)  
Second Edition . . . . . 8vo, 12s. 6d.

—o—

*J. Fayrer*

THE THANATOPHIDIA OF INDIA; being a Description  
of the Venomous Snakes of the Indian Peninsula. With an Account of  
the Influence of their Poison on Life, and a Series of Experiments. By  
Sir J. FAYRER, K.C.S.I., LL D., M.D., F.R.S., Physician to the Secretary  
of State for India in Council; late President of the Asiatic Society of  
Bengal. Second Edition, with 31 Plates (28 Coloured) . . . Folio, 7*l.* 7s.

—o—

*J. Ewart*

THE POISONOUS SNAKES OF INDIA. Compiled by  
JOSEPH EWART, M.D., F.R.C.P., Surgeon-Major in the Bengal Army,  
President of the Snake Poison Commission. With 21 Plates (19 being  
Coloured) . . . . . Crown 4to, 3*l.* 6d.

—o—

*A. Chauveau and G. Fleming*

CHAUVEAU'S COMPARATIVE ANATOMY OF THE  
DOMESTICATED ANIMALS. Translated from the Second French  
Edition, and Edited by GEORGE FLEMING, F.R.G.S., Principal Veterinary  
Surgeon of the Army; Author of "Travels on Horseback in Mantchu  
Tartary," "Horse-shoes and Horse-shoeing," "Animal Plagues," etc. With  
450 Engravings . . . . . 8vo, 3*l.* 6d.

"We have nothing but praise to bestow on the manner in which Mr. Fleming has  
performed his work."—*Medico-Chirurgical Review*.



*T. H. Huxley*

A MANUAL OF THE ANATOMY OF INVERTEBRATED  
ANIMALS. By Prof. HUXLEY, LL.D., F.R.S. With 158 Engravings.  
Post 8vo, 16s.

*By the same Author*

A MANUAL OF THE ANATOMY OF VERTEBRATED  
ANIMALS. With 110 Engravings . . . . . Post 8vo, 12s.

—o—

*W. M. Ord*

NOTES ON COMPARATIVE ANATOMY: a Syllabus of  
a Course of Lectures delivered at St. Thomas's Hospital. By WILLIAM  
MILLER ORD, M.B. Lond., F.R.C.P., Physician to the Hospital, and Lec-  
turer in its Medical School . . . . . Crown 8vo, 5s.

—o—

*J. R. Greene*

TABLES OF ZOOLOGY: indicating the Tribes, Sub-Orders,  
Orders, and Higher Groups of the Animal Kingdom, for Students, Lec-  
turers, and others. By J. REAY GREENE, M.D., late Professor of Natural  
History in the Queen's University in Ireland. Three large sheets, 5s.  
the set; or, mounted on canvas, with roller and varnished . . . 12s. 6d.

—o—

*A. Wilson*

THE STUDENT'S GUIDE TO ZOOLOGY,  
A Manual of the Principles of Zoological Science. By ANDREW WILSON,  
Author of "Elements of Zoology," and Lecturer on Zoology, Edinburgh.  
With Engravings . . . . . Fcap 8vo, 6s. 6d.

—o—

*F. Kohlrausch*

AN INTRODUCTION TO PHYSICAL MEASUREMENTS.  
With Appendices on Absolute Electrical Measurement, etc. By Dr. F.  
KOHLRAUSCH, Professor in Ordinary at the University of Würzburg.  
Second Edition. Translated from the Fourth German Edition by T. H.  
WALLER, B.A., B.Sc., and H. R. PROCTER, F.C.S. With 37 Engravings.  
8vo, 15s.

—o—

*C. B. Fox*

OZONE AND ANTOZONE: their History and Nature. By  
CORNELIUS B. FOX, M.D., F.R.C.P., late Medical Officer of Health for  
Central and East Essex. With Coloured Plates . . . 8vo, 12s. 6d.

—o—

*G. F. Rodwell*

NOTES ON NATURAL PHILOSOPHY,  
Lectures delivered at Guy's Hospital, by G. F. RODWELL, F.R.A.S.,  
Science Master in Marlborough College. With 48 Engravings.  
Fcap 8vo 5s.



*L. Price***A MANUAL OF PHOTOGRAPHIC MANIPULATION.**

By LAKE PRICE. Second Edition, with numerous Engravings.

Crown 8vo, 6s. 6d.

\* \* Amongst the Contents are the Practical Treatment of Portraits—Groups in the Studio—Landscapes—Groups in Open Air—Instantaneous Pictures—Animals—Architecture—Marine Subjects—Still Life—Copying of Pictures, Prints, Drawings, Manuscripts, Interiors—Stereoscopy in Microphotography, &c., and Notices of the last Inventions and Improvements in Lenses, Apparatus, &c.

—o—

*T. F. Hardwich and J. Traill Taylor***HARDWICH'S MANUAL OF PHOTOGRAPHIC CHE-**

MISTRY, Theoretical and Practical. Ninth Edition. By J. TRAILL TAYLOR, Editor of the *Photographic Times and American Photographer*, and formerly Editor of the *British Journal of Photography*. With 57 Engravings . . . . . Fcap. 8vo. 7s. 6d.

—o—

*R. Dunglison***MEDICAL LEXICON: A DICTIONARY OF MEDICAL**

SCIENCE. Containing a Concise Explanation of the various Subjects and Terms of Anatomy, Physiology, Pathology, Hygiene, Therapeutics, Pharmacology, Pharmacy, Surgery, Obstetrics, Medical Jurisprudence, and Dentistry, Notices of Climate and of Mineral Waters, Formulæ for Officinal, Empirical, and Dietetic Preparations; with the Accentuation and Etymology of the Terms, and the French and other Synonyms. By ROBLEY DUNGLISON, M.D. New Edition, by RICHARD J. DUNGLISON, M.D.

Royal 8vo (1,130 pp.), 28s.

"This title, ambitious and exhaustible as it is, simply and truthfully describes this most valuable and learned work, which briefly but distinctly gives any one who consults it, in the most accessible form, a vast amount of information on medical terminology of all kinds."—*Edinburgh Medical Journal*.

—o—

*R. G. Mayne and W. W. Wagstaffe.***MAYNE'S MEDICAL VOCABULARY: being an Explanation**

of all Names and Phrases used in the various departments of Medical Science and Practice, giving their Derivation, Meaning, Application, and Pronunciation. Sixth Edition. Revised and Enlarged by W. W. WAGSTAFFE, B.A., F.R.C.S. . . . . Crown 8vo, 10s. 6d.

"We have referred to this work hundreds of times, and have always obtained the information we required . . . . Chemical, Botanical, and Pharmaceutical Terms are to be found on almost every page."—*Chemist and Druggist*.

—o—

*T. Maxwell***TERMINOLOGIA MEDICA POLYGLOTTA: A Concise**

International Dictionary of Medical Terms (French, Latin, English, German, Italian, Spanish, and Russian.) By THEODORE MAXWELL, M.D., B.Sc., F.R.C.S., Edin. . . . . Roy. 8vo, 16s.

—o—

*F. Treves and H. Lang***A GERMAN-ENGLISH DICTIONARY OF MEDICAL**

TERMS. By FREDERICK TREVES, F.R.C.S., and HUGH LANG, B.A.

Crown 8vo, Half Persian Calf, 12s.



THE following CATALOGUES issued by J. & A. CHURCHILL  
will be forwarded post free on application:

- A. *J. & A. Churchill's General List of about 600 works on Medicine, Surgery, Midwifery, Materia Medica, Hygiene, Anatomy, Physiology, Chemistry, &c., &c., with a complete Index to their Titles for easy reference. N.B. This List includes B, C, and D.*
- B. *Selection from J. & A. Churchill's General List, comprising all recent works published by them on the Art and Science of Medicine.*
- C. *J. & A. Churchill's Catalogue of Text Books specially arranged for Students.*
- D. *A Selected and Descriptive List of J. & A. Churchill's works on Chemistry, Materia Medica, Pharmacy, Botany, Photography, Zoology, The Microscope, and other branches of Science.*
- E. *The Medical Intelligencer, being a List of New Works and New Editions published by J. & A. Churchill.*

[Sent yearly to every Medical Practitioner in the United Kingdom whose name and address can be ascertained. A large number are also sent to the United States of America, Continental Europe, India, and the Colonies.]

~~~~~

AMERICA.—*J. & A. Churchill being in constant communication with various publishing houses in Boston, New York, and Philadelphia, are able, notwithstanding the absence of international copyright, to conduct negotiations favourable to English Authors.*

