

**Ventilation : a text-book to the practice of the art of ventilating buildings with a supplementary chapter upon air testing / by William Paton Buchan.**

**Contributors**

Buchan, William Paton.

**Publication/Creation**

London : Crosby Lockwood and Son, 1891 (London : J. S. Virtue and Co.)

**Persistent URL**

<https://wellcomecollection.org/works/thxaws75>

**License and attribution**

This work has been identified as being free of known restrictions under copyright law, including all related and neighbouring rights and is being made available under the Creative Commons, Public Domain Mark.

You can copy, modify, distribute and perform the work, even for commercial purposes, without asking permission.



Wellcome Collection  
183 Euston Road  
London NW1 2BE UK  
T +44 (0)20 7611 8722  
E [library@wellcomecollection.org](mailto:library@wellcomecollection.org)  
<https://wellcomecollection.org>

*VENTILATION*




*WILLIAM PATON BUCHAN*





22101797542



C. III. f  
19



# VENTILATION

BY THE SAME AUTHOR.

*Now ready, Fifth Edition, enlarged to 370 pages, and 380 illustrations, 12mo, price 4s. cloth boards, or 3s. 6d. limp.*

**PLUMBING: A Text-book to the Practice of the Art or Craft of the Plumber, with Supplementary Chapters upon HOUSE DRAINAGE, embodying the latest Improvements, by WILLIAM PATON BUCHAN, R.P.**

OPINIONS OF THE PRESS.

"A text-book which may be safely put in the hands of every young plumber, and which will also be found useful by architects and medical professors."—*Builder*.

"The only treatise which can be regarded as a really reliable manual of the plumber's art."—*Building News*.

"The chief value of this work consists in the fact that it is the only hand-book we know which is specially addressed to the use of plumbers, and where the apprentices of that craft can learn, from a practical authority, what to do and what practices to avoid."—*Sanitary Record*.

*This work is largely used as the Text-Book for the Plumbers' Technical Classes, and also for other Technical Classes in Schools and Colleges.*

LONDON: CROSBY LOCKWOOD & SON,  
7, STATIONERS' HALL COURT, E.C.



73086

# VENTILATION

*A TEXT-BOOK*

TO THE PRACTICE OF THE ART OF VENTILATING  
BUILDINGS

WITH A SUPPLEMENTARY CHAPTER UPON  
**AIR TESTING**

BY

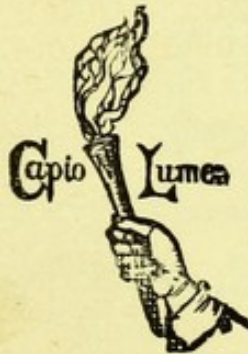
**WILLIAM PATON BUCHAN, R.P.**

SANITARY AND VENTILATING ENGINEER

AUTHOR OF "PLUMBING."

PRESIDENT OF THE SANITARY AND SOCIAL ECONOMY SECTION OF THE PHILOSOPHICAL  
SOCIETY OF GLASGOW; FELLOW OF THE ROYAL SCOTTISH SOCIETY OF  
ARTS; MEMBER OF THE SOCIETY OF ARTS, AND ASSOCIATE OF THE  
SANITARY INSTITUTE, LONDON; MEMBER OF THE INSTITUTE  
OF ENGINEERS AND SHIPBUILDERS, SCOTLAND  
ETC.

**With One Hundred and Seventy Illustrations**



LONDON  
**CROSBY LOCKWOOD AND SON**

7, STATIONERS' HALL COURT, LUDGATE HILL

1891

[*All rights reserved*]



2709

LONDON:  
PRINTED BY J. S. VIRTUE AND CO., LIMITED,  
CITY ROAD.

26554 306

M16451



WELLCOME INSTITUTE LIBRARY	
Coll.	welMOMec
Call	
No.	WA750
	1891
	B91v

## PREFACE.

---

OF all the requisites for a really healthy and comfortable dwelling, school, hall, or church, &c., none has been so sadly and foolishly neglected hitherto as good Ventilation. Due provision for this important hygienic element is, in the great majority of our buildings, most conspicuous by its absence. Now, however, the public are awakening to the fact that this penny-wise-and-pound-foolish policy is a great mistake, and the demand is everywhere being made for improvement.

Since the writer issued his "Text-Book on Plumbing and House Drainage" in 1876, there has been a wonderful reformation in sanitary practice in these particulars. To aid in completing the work, this companion treatise on Ventilation is now issued, in the expectation that it may be as useful and as successful as its predecessor.

A cheap and popular illustrated practical work on Ventilation—that would be useful alike to the Architect, the Physician, and the Artisan, as well as interesting



and instructive to the general reader—has been much desiderated. It is hoped that this little book may help to fill the void, and also be serviceable to the rising generation in our Technical Schools and Evening Classes.

Thanks are due to Mr. P. MacGregor Chalmers, F.S.A.Scot., Architect, Glasgow, for his kind assistance in preparing a large number of the illustrations for the engraver; and to Mr. John Foggie, F.C.S., of University College, Dundee (who acted as assistant to the late deeply lamented Professor Carnelley), for the chapter on Examining the Air of Buildings.

21, RENFREW STREET, GLASGOW,

*January 1st, 1891.*



# CONTENTS.

---

CHAP.	PAGE
I. INTRODUCTORY—COMPOSITION OF THE ATMOSPHERE, ETC. . . . .	1— 14
II. OPINIONS AND EXPERIMENTS ON VENTILATION . . . . .	15— 27
III. SMELL AS A TEST OF IMPURITY . . . . .	28— 30
IV. GASES <i>versus</i> GERMS . . . . .	31— 34
V. BAD SYSTEMS OF VENTILATION ; OR HOW NOT TO Do It . . . . .	35— 42
VI. FAULTY INLETS . . . . .	43— 49
VII. IMPROVED SYSTEMS OF VENTILATION, INLETS, ETC. . . . .	50— 76
VIII. IMPROVED OUTLETS . . . . .	77—113
IX. HIDDEN OR UNDER-RIDGE OUTLET VENTILATORS . . . . .	114—118
X. MICRO-ORGANISMS IN SCHOOLS, ETC. . . . .	119—124
XI. ODDS AND ENDS . . . . .	125—134
XII. EXPERIMENTS WITH VENTILATORS . . . . .	135—140
XIII. VENTILATION CALCULATING FORMULA . . . . .	141—147
XIV. A MATTER OF TASTE . . . . .	148—152
XV. ARTIFICIAL OR MECHANICAL VENTILATION . . . . .	153—175
XVI. RAILWAY CARRIAGE VENTILATION . . . . .	176—180

CHAP.	PAGE
XVII. VENTILATION OF DRAINS, SEWERS, ETC. . . . .	181—198
XVIII. VENTILATION OF BATH-ROOMS . . . . .	199—201
XIX. METHODS OF EXAMINING THE AIR OF BUILDINGS.	
(1) TESTING FOR CO <sub>2</sub> . . . . .	202—207
(2) TESTING FOR ORGANIC MATTER . . . . .	207—211
(3) TESTING FOR MICRO-ORGANISMS . . . . .	211—213
TESTING TOWN AND COUNTRY AIR . . . . .	214—215
TABLES FOR CONVERTING FRENCH MEASURES INTO ENGLISH	216
INDEX . . . . .	217—226



# VENTILATION.

## CHAPTER I.

### INTRODUCTORY.

VENTILATION is in the air in more senses than one. It is being demanded for our schools, churches, halls, houses, and other enclosures where human beings and other animals live, congregate, or work.

Real ventilation means not merely motion of the air, but its removal—carrying off the vitiated air and replacing it with fresh air. In a well-ventilated enclosure, therefore, there will be a constant mass or stream or streams of fresh air coming in at one or more places, while the vitiated air will be going out at some other place or places.

In making provision for carrying out this change of air, it is necessary to remember that it should be done in a way that will not cause discomfort to or produce an evil effect upon the people or animals within the enclosure that is being ventilated. In this relation Professor E. Duncan, M.D., made a very trite remark at a discussion upon ventilation in the Philosophical Society of Glasgow in 1889, viz. : “ While science enables us to understand the principles of ventilation, the art of ventilation consisted in the application of those principles, and here the difficulties begin.”

The word “ draught ” calls up unpleasant reminiscences with most people. The Spanish proverb says, “ Beware of a cold draught and an angry donkey.” Standing or sitting in a draught is sometimes as deadly as swallowing poison. Satisfactory ventilation, there-



fore, means motion and renewal of the air so as not to produce unpleasant or dangerous draughts.

By the word "air" in this connection is meant the compound mobile fluid that surrounds our earth to a height of forty-five miles or so, and in which we breathe and live, otherwise termed the "atmosphere."

Air is *matter* in a gaseous condition, matter presenting itself in three states, viz., the gaseous, liquid, and solid. Water,\* again, which is matter in the liquid state, is formed by the union of the two gases, oxygen and hydrogen, in the proportion by weight of 8 of oxygen to 1 of hydrogen, or in volume 2 of H to 1 of O, oxygen gas being 16 times heavier than hydrogen. We in temperate countries are most familiar with it as a liquid. At and below 32° Fahr. it freezes and assumes the solid state, when it is known as *ice* or *snow*. At and above 212° Fahr. water (at the surface of the earth) boils, and is transformed into the elastic aeriform fluid known as *steam*, which has been converted by human ingenuity into the great servant—or real permanent Hercules—of our race. In the solid form the particles of matter appear to adhere to each other. In the liquid they can roll about freely like bullets, while in the gaseous state the particles appear to repel each other, so that the mass tends to expand indefinitely.

The chemical composition of the atmosphere in 100 volumes or 100 grains of *dry* air may be taken roughly as 21 parts of oxygen and 79 of nitrogen, with a small proportion of carbonic acid, or more exactly as follows, and as is given in "Chambers's Encyclopædia":—

	Volumes.	Grains.
Nitrogen . . . . .	79·02	76·84
Oxygen . . . . .	20·94	23·10
Carbonic acid . . . . .	0·04†	0·06
	<hr/>	<hr/>
	100·00	100·00

\* In old style the chemical symbol of water was HO; the newer style H<sub>2</sub>O or H<sub>2</sub>O<sub>2</sub>.

† This "0·04" in 100 vols. means 4 in 100 + 100 = 4 parts in 10,000, which is taken as the normal proportion of carbonic acid or CO<sub>2</sub> in the atmosphere.



In addition to the above gases there is always a certain amount of watery vapour in the atmosphere, varying from 4 to 16 grains in the 1,000. Professor McKendrick, M.D., F.R.S., in his work on "Physiology" gives the proportions of the constituents of the atmosphere as follows:—

O	.	.	.	20·93
N	.	.	.	78·19
CO <sub>2</sub>	.	.	.	·04
H <sub>2</sub> O (vapour)	.	.	.	·84
				100·00

Traces of ammonia, nitric acid, and of organic matter will also be found in the atmosphere. Ozone, or oxygen in an active or highly electro-negative state, also exists in the air. It is not found in the atmosphere of cities. As ozone is considered a purifier of the blood and health agent, people in bad health are sent to the country or seaside, as the case may be, to inspire ozone. As prevention is better than cure, people again go to the country or seaside for a time each year to brace themselves up and so stave off illness.\*

Oxygen and nitrogen may be looked upon as representing the pure air, the principal work of the nitrogen seeming to be to dilute the oxygen; the carbonic acid and other matters found in the air being looked upon as impurities. These impurities consist not merely of bad gases, but also of dust and of low, small organisms and their seeds or spores. Oxygen is an elementary substance, not a compound; it exists in the atmosphere in the free state. It is not chemically combined with the nitrogen in the air, but merely mixed with it.

It has been already stated that air is matter; it must, therefore, have *weight*. This was not understood by the ancients. Aristotle is stated to have weighed a skin or bladder when empty or squeezed close together,

\* Sometimes the change is out of the frying-pan into the fire, should the house gone to be damp, or its drainage or water-supply be bad. In some coast houses the air is passable while the windows are open, but with them shut the air in them feels musty and disagreeable.



and when inflated. As he found no difference in the weights, he wrongly concluded that air had no weight. This experiment, unfortunately for Aristotle's credit, was not properly carried out. It helped to mislead men, however, for hundreds of years, or down to the time of Galileo (sixteenth century A.D.).

The simplest experiment is that made by Torricelli in A.D. 1643, which may be explained as follows:—Take a glass tube, hermetically sealed at the one end, and say  $\frac{1}{4}$  in. in diameter internally, and 3 ft. long.




Fig. 1.

Fill it quite full of mercury, then stop up the open end firmly with the finger; now turn up the tube and insert its lower end into a vessel containing mercury, as per Fig. 1. When the finger is removed, the mercury will be seen to sink down a little in the tube, until it stands about 30 in. higher than the surface of the mercury in the vessel. This perpendicular column of mercury 30 in. high is prevented from falling down into the vessel by the pressure or counterbalancing weight of the atmosphere.

Aristotle's idea that "nature abhors a vacuum," or that she is always able to prevent one being formed, would therefore appear to be wrong, for a vacuum exists inside the glass tube above the 30 in. of mercury.

As a cubic inch of mercury weighs about half-a-pound avoirdupois, a vertical column of mercury one square inch in base and 30 in. high will weigh about 15 lbs. (more correctly  $14\frac{3}{4}$  lbs.). A vertical column of the atmosphere one inch square in base and 45 miles high is the same weight; 15 lbs. to the square inch is therefore known as the pressure of one atmosphere, 30 lbs. of two atmospheres and so on. Previous to Torricelli's experiment Galileo had already discovered that a column of water about 34 ft. high counterbalanced the weight of the atmosphere. He discovered this in connection with the fitting up of some water pumps, which, he found, would not lift the water from a greater depth



than about 32 ft. below the under-valve.\* The weight of the atmosphere varies, as we see by the rise and fall of the barometer. Water is about 13.59 times lighter than mercury, so that 30 in.  $\times$  13.59 gives about 34 ft. for the height of a column of water to balance a 30 in. high column of mercury.

Air is about 800 times lighter than water, and about 10,000 times lighter than mercury. 100 cubic in. of dry air, when the thermometer is at 60° and the barometer 30 ins. weigh 31.074 grains, a cubic ft. of air weighing fully  $1\frac{1}{8}$  ozs., or, taking the weight of a cubic ft. of water at 40° Fahr. at 1,000 ozs., the specific gravity of the air at the earth's surface is 1.222 ozs. per cubic ft. Mercury 13,596 oz. Carbonic acid (or carbon dioxide) is as 1529 to 1000 or fully half as heavy again as the ordinary air,† yet owing to the energy inherent in it as per the law of the diffusion of gases, the carbonic acid does not lie at the bottom of the atmosphere, but is, generally speaking, equally diffused through it.

As related in Everett's translation of Deschanel's "Natural Philosophy," Count Berthollet—who died in A.D. 1822, made an interesting experiment which proved how powerfully, even in very unfavourable circumstances, this power or faculty of diffusion acts.‡ He took two globes, as per Fig. 2, and filled one with carbonic acid gas and the other with hydrogen. The

\* It is to Galileo that we owe the true scientific method of dealing with all natural phenomena, viz., the method by experiment. Many of the theories of the ancient philosophers, especially of the Platonic school, were based upon mere conceptions—reasoning from a supposed cause to the effect—to which facts had to be accommodated. The Ptolemaic system of astronomy, which held sway until the sixteenth century A.D., is an interesting example of this. The death-knell of many a false theory was sounded when this was exploded.

† Weight of oxygen to ordinary air is as 1.111 to 1, so that it is heavier. Nitrogen again is lighter, being 0.972, and hydrogen lighter still, being 0.069. Hydrogen is one of the lightest substances known, being about 14 times lighter than the same bulk of atmospheric air of equal temperature. Water, which as a liquid is almost incompressible, when boiled expands into steam occupying 1700 times the space of the water, so that a cubic inch of water will give about a cubic foot of steam.

‡ Thomas Graham (of Glasgow), F.R.S., who was born in 1805, wrote "On the Law of the Diffusion of Gases," Transactions of the Royal Society, Edinburgh, 1834. This was after Berthollet's time.



globes were connected together as per illustration, by a small pipe. Although the hydrogen was in the upper globe, yet after a time it

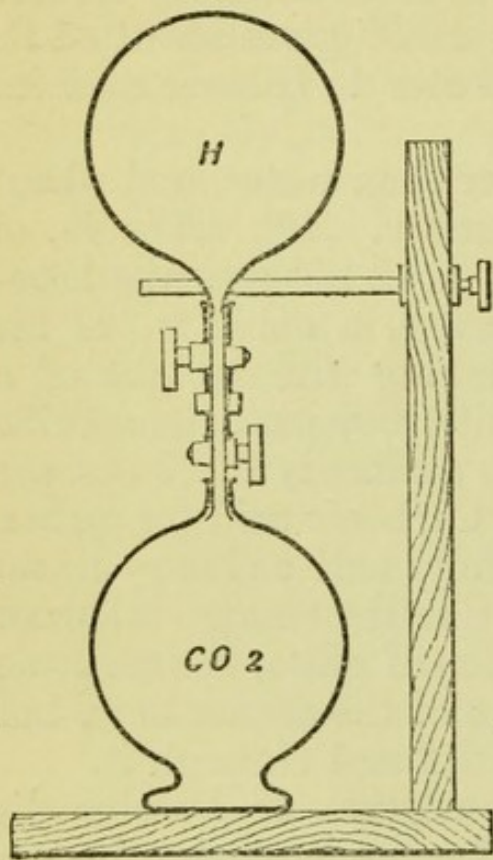


Fig. 2.

was found that half of the hydrogen had gone down into the lower globe and the half of the carbonic acid had gone up into the upper globe. Now as the carbonic acid gas is about 22 times heavier than hydrogen gas, this experiment shows how the power of diffusion overcomes the force of gravity.\*

This faculty of diffusion causes the carbonic acid at the top of a mountain to be in the same proportion in the atmosphere there as in the fresh air at its base.

The wonderful energy of hydrogen may be shown by

the following interesting experiment.

Take a bottle with two mouths and half fill it with water, as per Fig. 3. Then put a tube into each neck, as shown. When a bottle filled with hydrogen gas is placed over the tube at A, so strong a pressure is exerted on the surface of the water, that the water spurts up through tube B.

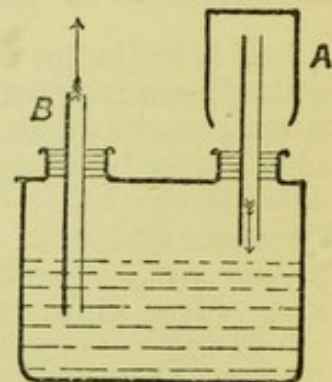


Fig. 3.

Many people, in ignorance of the effect of the continual operation of this law or faculty of diffusion, imagine that because carbonic acid gas is heavier than the general air, that therefore in accordance with the law of gravity it falls to the ground, and as a con-

\* It would not do to allow pure oxygen and hydrogen to mix, "these gases forming an explosive mixture when brought together."  
—*Glasgow Herald*, March 13th, 1890.



sequence, the air, they tell us, at the floor of a room will be worse—or contain more carbonic acid—than that at the ceiling, but this is a pure mistake.

Generally speaking, in occupied rooms, and especially after the gas has been lighted, the worst air is at the ceiling, hence the advisability of drawing it off at that height.

Air as it is exhaled from the lungs has a temperature of about  $97^{\circ}$ , so it rises upwards. If it can be carried off before it cools and falls again, or by diffusion or currents gets mixed with the general atmosphere of the room, church, school, or hall, then the air of said room or church, &c., will not be deteriorated by it.

In this connection it should be remembered or understood that exhaled air contains about a hundred times as much carbonic acid as fresh air, so that the provision supplied to carry off this large amount requires to be ample, and not in the merely nominal or short allowance style—of a farthing biscuit and half an ounce of beef, and both rather stale, to a hard-worked navy for his dinner—so often allowed.

In some cases carbonic acid may be generated quicker at the bottom of an enclosure than it can diffuse or get mixed with the atmosphere, as at the bottom of a well, or in a mine, or in a large empty wine or beer vat, but these cases are exceptional. They have to be guarded against, however.

The air in the Grotto del Cane is deadly from this cause, and people have been made insensible or killed by going down into an empty vat, or into a well where the air was bad.

As I write this the newspapers relate that some men have just been killed by going too hastily into a gasometer to work. Some of them saw their mistake when it was too late, they tried to escape, but fell back insensible, and were suffocated.

We might refer to the case of the steamer *Londonderry*, when plying between Liverpool and Sligo. On December 2nd, 1848, she left for Liverpool with 200 passengers on board. Stormy weather came on, and all



were ordered below. The cabin for the steerage passengers was only 18 ft. long by 11 ft. wide and 7 ft. high, and into this small space the passengers were crowded. Although there was no provision for ventilation, the captain ordered the hatches to be closed, and even covered over the entrance to the cabin with a tarpaulin. As a consequence the passengers had to breathe the air they exhaled over and over again, consuming the oxygen and supplying its place with carbonic acid, so that their condition shortly became intolerable. A horrible scene of frenzy and violence occurred, many being suffocated. One of the passengers managed at last to force his way on deck and alarm the mate, when it was found that seventy-two persons were already dead, and others dying in torture, all owing to the ignorance of those in authority, who did not understand that people required the atmosphere they breathed to be renewed, and that exhaled air was poisonous.\*

It was owing to this consumption of the oxygen and excess of carbonic acid that so many people were suffocated and killed when thrust into the "Black Hole" at Calcutta.

According to Professor McKendrick, animals may breathe an atmosphere containing two or three times the normal amount of oxygen without appearing to be affected. It is not so easy, however, to get an excess of oxygen as of carbonic acid.†

The natural proportion of oxygen in the air is about 20.93 per cent., but when in close rooms and unventilated schools and churches, &c., it is reduced to 20 per cent. the air is very bad. In such circumstances there would be about 1 per cent. of carbonic acid, or twenty-four times as much as there should be. Where many human beings are congregated closely together the air is vitiated, not only by the absorption of oxygen and

\* From "Physiology of Common Life," by G. H. Lewes.

† Fifty per cent. of oxygen to fifty of carbonic acid will kill a man although a candle would burn in it. In this case it is the excess of CO<sub>2</sub> that is so deadly.



## EXHALED AIR.

the giving out of carbonic acid,\* but also by certain vicious exhalations from the lungs and bodies of those present, these exhalations being worse from some—as from the drunken or dirty—than from others. It is the same with other animals: bad air, dirt, and damp produce disease; cleanliness and fresh air give health and long life.

We have said that the normal amount of carbonic acid in the atmosphere is 4 parts in 10,000. In occupied rooms it may soon rise to 7 or 8 parts in the 10,000 unless the room is well ventilated. In this condition the air in the room to a person entering it from the fresh air outside feels musty and disagreeable.

Where the carbonic acid is greater (as it too often gets if a large company be present, or the gas lighted), say from 10 parts to 20 parts in the 10,000, the room feels close or very close, as the case may be. This closeness is not caused by the mere presence of the extra amount of carbonic acid, but also by the organic matter and vapours † or products of respiration and transpiration mixed up with it.

Pure carbonic acid to a much larger amount may exist in the air without being offensive, Dr. John S. Billings says, even as much as 150 parts in the 10,000, as in establishments where sparkling mineral waters are bottled, or soda fountains are charged, or in vaults where champagne is bottled, in certain rooms in breweries, or in some celebrated baths and health resorts. These cases of experience with *pure* carbonic acid are exceptional, however.

In making tests as to the purity of the air in build-

\* A simple proof that exhaled air contains a large amount of carbonic acid may be had by breathing out through a glass tube into a glass of lime water. The water will at once turn milky by precipitating chalk.

† An excess of vapour in the atmosphere is not agreeable, as is found when walking on a close, damp day. The exercise tends too readily to induce perspiration. In a crowded and ill-ventilated ball-room, after the air has got vitiated by carbonic acid gas and saturated with vapour, a feeling of enervation ensues, which is not favourable to the physical work involved.



ings, the reason why so much stress is placed by chemists upon the presence of an abnormal amount of carbonic acid is, that where an extra quantity of this  $\text{CO}_2$  exists there is generally some other deleterious matters along with it, such as organic vapours and offensive suspended particles.

An occupied enclosure that may show good air in daylight may soon possess a vitiated atmosphere when darkness comes on if still occupied and gas lighted, unless sufficient provision exists for carrying off the extra amount of air vitiated by the gas.

According to the late Dr. Wm. Wallace, F.C.S., each person on an average consumes at each inspiration 25 cubic ins. of air and breathes 18 times a minute. This gives 15.6 cubic ft. of air consumed in each hour. The air breathed out or exhaled contains 5 per cent. of carbonic acid gas,\* or  $22\frac{1}{2}$  cubic ins. out of the 450 exhaled each minute. Now a person may breathe air containing  $\frac{1}{2}$  per cent. of carbonic acid with impunity, at least *for a short time*, while a larger proportion is more or less dangerous. Taking  $\frac{1}{2}$  per cent. as a basis of calculation, each person requires  $2\frac{1}{2}$  cubic ft. of air per minute, or 150 cubic ft. per hour. If a sleeping apartment be taken as containing 1,000 cubic ft., and without means of changing the air, it would—at this rate of  $\frac{1}{2}$  per cent. *standard of vitiation*—suffice for one person for  $6\frac{3}{4}$  hours, or for two persons for only  $3\frac{3}{8}$  hours.

Dr. Angus Smith says a man can only live for a few minutes in air containing merely 17.4 per cent. of oxygen and the carbonic acid up to 3.49; so that in this case of a close room with two persons in it they would have fainted and perhaps be dead in, about, or before 18 hours (see page 26), owing to having consumed about 36 cubic ft. out of the 210 ft. of oxygen

\* Having not only reduced the proportion of oxygen from about 21 in the 100 to 16, but also raised the carbonic acid from .04 per cent. to nearly 5 per cent., so that exhaled air, as we shall see further on, is a deadly poison, whose evil effects in enclosures require to be kept down by carrying it off and by large dilution. See pages 12 and 13.



in the room at first. Their death would be accelerated by re-breathing the vicious air exhaled from the lungs and the vapour from their bodies. This breathing of air with  $\frac{1}{2}$  per cent. (or 50 parts in 10,000) of carbonic acid is like beginning to take slow poison. The first dose does not kill; it is only one step, but it is a step in the wrong direction.

A person coming suddenly into an enclosure where the oxygen was reduced to below 18 per cent.\* would succumb more quickly than one who was in the enclosure while the oxygen was higher.

A tallow candle may go out, Dr. Angus Smith said, when the oxygen is reduced to about 18.5 per cent.; but he afterwards found (as per page 26) that if the tallow keeps melted the candle keeps in longer, and until the oxygen is less than this—viz., about 15.2 per cent.

If two or three candles are lighted in an air-tight chamber, and fixed at different heights, the highest one, A (Fig. 4), will go out first, as the heat from combustion causes the carbonic acid gas to rise upwards to the top of the enclosure, and take the place of the consumed oxygen.

In like manner the air in the galleries of badly-ventilated theatres, churches, and halls will be often very much vitiated and disagreeable, while that in the pit or nearer the ground is comparatively pure. The air of a church, which may be pretty good in the forenoon, if badly ventilated, will—by the general diffusion of the air in the interval—feel very bad and stuffy in the afternoon. Some people absent themselves in the afternoon for this reason.

Coal gas is a great spoiler of the air, but its bad

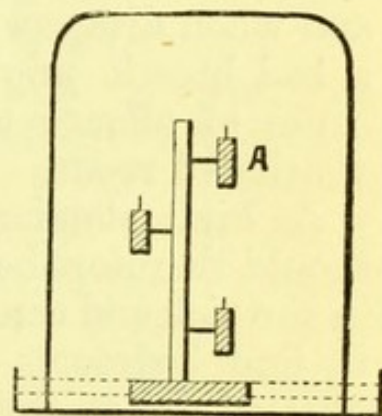


Fig. 4.

\* But to produce the deleterious effect it is implied that the carbonic acid has been raised to about 3 per cent. See page 19.



smell generally acts as a warning when it is escaping. Its smell is felt when there is one part of it in 1,000 of air, and becomes very offensive when it is one in 750 or one in 500. If the gas has been escaping so much as to amount to one part in 11 of the atmosphere, then it explodes on the introduction of a light. Where there is an escape of gas, lights should be kept away and the escape stopped or the gas turned off, and the place well ventilated before a light is admitted.

Each gas jet will vitiate and heat up the air as much as three or four persons,\* hence the ventilation provision that may be sufficient before the gas is lighted may be far too little after that. This want of ventilation and the consequent presence of bad air in rooms has a very bad effect upon the health of the inmates, and in many cases when illness sets in tends to retard the recovery of the patient, and in some instances may turn the balance at a critical moment the wrong way and be the cause of death. As there is a great difference in the amount of organic matter in the breath when sweet and when disagreeable, the attendance of a nurse with a bad breath might be a great—though unnoticed—cause of offence to a patient, especially in a badly-ventilated room.

A high standard of purity in the air we breathe should therefore be aimed at, at all times, and especially in the sick and convalescent rooms. It is the exception to find bedrooms with provision for carrying off the vitiated air at the ceiling. This is very short-sighted policy, seeing people spend so much of their time in them. Bad ventilation has a deleterious effect upon the electrical condition of the air, pure air being positively electric, while impure air is negatively electric.

A person to be kept in full health needs 2,000 cubic ft. of air per hour, some doctors say 3,000 ft. per hour. Now, as the cubic capacity of many bedrooms is only

\* In the burning of gas a large quantity of sulphur is given off in the shape of sulphurous acid, which changes into sulphuric acid, and besides being hurtful to health is damaging to furniture, books, &c.



about 1,500 cubic ft., or even less, how is 16,000 cubic ft. of fresh air to be supplied for an eight hours' occupancy if there be no provision for ventilation?

The atmosphere of many bedrooms in the morning before their windows are opened to one entering off the fresh air is like that of an ashpit!

Reference has been made to the abnormal presence of carbonic acid gas as a test for the quality of the air in apartments. Another test, especially for the organic matter and vapours exhaled from the lungs and given off from the skin, is that introduced by Dr. Angus Smith, of Manchester, for finding the quantity of albuminoid ammonia which the air contains. Other tests are referred to in special chapter. With the air exhaled from the lungs in breathing there is also sent out a considerable amount of watery vapour, the presence of which is easily proved by breathing upon cold glass, when the vapour condenses into water.\* In a well-filled, badly-ventilated hall or church, this vapour may often be seen running down the windows and walls when condensed. In twenty-four hours a man will exhale about 11 ozs. or 19 cubic ins. of water, so that an audience of 1,000 persons in a church or hall will give off in two hours from the lungs and skin about 8 gals. of water, the amount of carbonic acid gas exhaled being about 1,500 cubic ft.,† with which gas is included organic debris from the lungs of the healthy and the unhealthy. In the latter case germs of disease being probably often thrown off into the atmosphere of

\* Vapour condenses only on some solid body, large or small, hence in the atmosphere vapour condenses on the dust particles floating in the air. Mr. John Aitken, of Darroch, invented an instrument for enabling an observer to calculate the number of dust particles in a given quantity of air. He read a paper on the subject to the Royal Society of Edinburgh. The process was explained in the *Glasgow Herald* for Feb. 15th, 1890. In actual experiment, Mr. Aitken found the dust particles amount to 3,300 in a cubic inch of clear air in a mountainous district, while in the air of a town they ranged from 160,000 to 2,300,000 in a cubic inch. Fancy inhaling 50,000,000 of dust particles at one inspiration! The value of the nose as a filter will be better appreciated when we know what it saves us from.

† In the carbonic acid exhaled there will be about as much carbon as in  $\frac{1}{2}$ cwt. of coals.



the place, so that in crowded and unventilated halls, churches, schools, &c., it is well to breathe through the nose, in order to utilise it as a filter. When people meet together to worship God they should consider it dishonouring to Him to do so in an impure atmosphere. When they send their children to school they should show their love for them by insisting that the atmosphere of the schoolroom should be pure and comfortable, and men should have sufficient chivalry, for the sake of their wives and children, as well as common sense for their own protection and well-being, to see that means exist for keeping the air of their houses sweet and healthy. It is only too notorious that in the past all this has been too much neglected, but the demands for improved sanitation now being made augur better for the future.

## CHAPTER II.

### OPINIONS AND EXPERIMENTS ON VENTILATION.

It will be both useful and interesting to quote here the opinions of some of the eminent men who lived in the second quarter of this century, as contained in the "Report from the Select Committee on the Ventilation of the Houses of Parliament," dated A.D. 1835.

George Birkbeck, M.D., in his evidence says, in reference to ventilating a room:—"It must first be known how many persons are to occupy the room. Then what impression they will make upon the atmosphere within it. Then what apertures for admitting fresh air, and what number for allowing exit of foul air, and their area." He would admit fresh air from the external atmosphere, and thinks the atmosphere of a large assembly should be about 60°, but they should not be pestered with streams of air coming in at windows and doors, &c. He proposes passing the air into a room from a large chamber below, where it could be tempered. He objects to cold draughts on the people. "54. What is the speed of a pleasant summer breeze in the open air?—The motion of air moving at the rate of 2 or 3 miles per hour is just perceptible; we call air moving at the rate of 4 miles or 5 miles an hour a breeze; at 10 or 15 a pleasant brisk gale, beyond that it becomes a wind; and when moving at the rate of 50, 60, and 80 miles an hour it becomes a storm, tempest, and hurricane." \*

\* These designations given by Dr. Birkbeck do not quite accord with what Dr. John W. Tripe said in his address at the meeting of



From  $4\frac{1}{2}$  to 6 ft. a second ordinary speed of current up a chimney, or about 3 or 4 miles an hour.

In good ventilation the change of air should take place without being perceptible.

the Sanitary Institute at Worcester in 1889, on "Winds, with some Remarks on their Sanitary Effects." *Inter alia* Dr. Tripe said:—

"The relations between wind velocities and pressure were until lately in a chaotic state of confusion, but, thanks to Mr. Dines and his late father, we now have some definite information on the subject. They erected a whirling machine, driven at various rates by a steam engine. The machine consisted of a long bar, supported by stays, carrying plates of different shapes and sizes, and, for the purpose of comparison, a uniform velocity of 20·86 miles per hour was finally adopted. The result showed that with a velocity of 21 miles per hour the pressure exerted upon a plane area of a fairly compact form is about  $1\frac{1}{2}$  lbs. per square foot. As the wind pressure up to a velocity of 70 miles per hour has been found to vary in these experiments as the square of the velocity, the pressure with any intermediate velocity can be readily calculated. If we take the pressure of 1 lb. per square foot as a basis, it is found that a velocity of 17 miles per hour gives this pressure. This varies, however, to a certain but small extent, according to the size and shape of the plate.

"As Beaufort's scale is used not only by seamen, but by most meteorological observers, to express the velocity of the wind, I give the table adopted by the Meteorological Office, and used in the comparison of weather with storm signals, and by captains at sea:—

Force. Beaufort's Scale.		Approximate Velocity. Miles per hour.
0.	Calm . . . . .	0—5
1.	Light air, or just sufficient to give steerage way . . . . .	6—10
2.	Light breeze	Or that in which a well- conditioned man-of-war, { 1—2 knots 11—15 with all sail set, and clear { 3—4 „ 16—20 full, would go in smooth { 5—6 „ 21—25 water from
3.	Gentle . . . . .	
4.	Moderate . . . . .	
5.	Fresh . . . . .	26—30
6.	Strong . . . . .	Or that in which she { Royals, &c. . . . . 26—30 could just { Single-reefed topsails carry in { and topgallant sails . 31—36 chase, full { Double-reefed topsail and by { jib, &c. . . . . 37—44 { Triple-reefed topsails, { &c. . . . . 45—52 { Close-reefed topsails { and courses . . . . . 53—60
7.	Moderate gale	
8.	Fresh „	
9.	Strong „	
10.	Whole gale, or that with which she could scarcely bear close-reefed maintopsail and reefed foresails	
11.	Storm, or that which would reduce her to storm staysails . . . . .	70—80
12.	Hurricane, or that which no canvas could withstand	80 miles and upwards



Michael Faraday, F.R.S.,\* says :—“Airs do not mix so suddenly as is generally supposed, although they inevitably mix if time be allowed.” He considered it was not advisable to attempt to restore a vitiated atmosphere by the artificial introduction of oxygen, but rather to draw on the free atmospheric air. “I do not think,” he says, “you could restore a vitiated atmosphere. You could restore the oxygen, but you could not take away the deleterious matter which has been communicated to it. The way to do that is *to carry it off bodily.*” He prefers the air heated by hot-water pipes or steam. In a large company, where ventilation is deficient, discomfort is felt not merely from the inferior quality of the air but also from effluvia rising from so many persons. A man destroys about a gallon of air per minute, a cubic foot in 6 mins., or 240 ft. in 24 hours, but he should get ten or twenty times that for health.† Faraday also says that when the air is heated to a high degree by metallic or other surfaces, as by Perkins’s stove, it requires the vapour of water to be communicated to it.

William Thomas Brande, F.R.S., says :—“In regard to ventilation, the great point is to carry off the foul air, which, I think, is most efficiently done from or near the ceiling, *and to do it in such a way as to*

“There are, of course, serious difficulties, especially in steamships, in noting according to this scale, but observers on land can soon judge as to what place in these scales a wind at a given time should be assigned, but as wind comes in gusts, observations made only from a short period can scarcely be so useful as a continuous record such as that given by Robinson’s or other anemometer. Mr. Laughton, however, objects to the velocity fixed for a calm as being too high, and says that anything like 5 miles per hour during a calm would be caused by occasional puffs of wind. Also that the highest is too low, as in tropical cyclones the velocity frequently exceeds 90 or 100 miles, and Mr. Thorn, judging from the damage done in these storms, is of opinion that the velocity often exceeds 120 miles per hour. This estimate agrees fairly well with Greely’s statements.” Dr. Tripe’s paper is published in the “Transactions of the Sanitary Institute,” Vol. X.

\* Born in 1791, died 1867 (he died poor but honoured).

† This is very much less than medical men now call for, as per page 12, &c.



*guard against all possibility of descending currents of cold air.”\**

Each person may be said to spoil about 18 cubic ins. of air at each respiration, or 21,600 cubic ins. per hour, or about 3,600 cubic ft. in 24 hours.

David Boswell Reid, M.D., F.R.S.E., † prefers fresh air taken in from some height above the ground, where the ground is damp, or where the ground air is otherwise damaged. He would like means taken to cool the incoming air in summer as well as to heat it in winter. With furnaces you can carry the air downwards as well as upwards. Cold air in motion would be called a

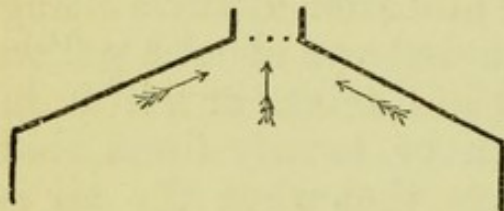


Fig. 5.

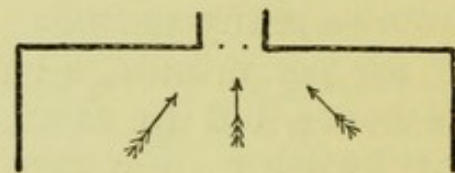


Fig. 6.

draught, while warm air at the same speed would not be objected to.

He says warm air should be *distributed* low down, as one *local* current of hot air might all rise to the ceiling and leave the lower part of the room quite cold.

He prefers a ceiling rising slightly towards the centre, as per Fig. 5, to a flat one, as per Fig. 6.

Dr. Reid prefers the vitiated air to be carried off as it ascends—not to make it descend—considering the former to be the more natural plan.

In his “Special Physiology,” Professor J. G. McKendrick, F.R.S., states that Joseph Black discovered carbonic acid gas, or “fixed air,” as it was termed in 1754, and three years after found out that it was injurious to animal life, and also that it was produced in the process of respiration. After Priestley had dis-

\* This is an idea which Tredgold rather neglected, but which the writer has been carrying out in practice of late years.

† Born in 1805, died in 1863. He went to Washington to undertake the ventilation of military hospitals throughout the States.



covered oxygen in 1774, Lavoisier showed that while the air lost oxygen largely in breathing, it gained carbonic acid to about the amount of the oxygen lost. The air expired also contains a little more nitrogen than that inspired. The amount of aqueous vapour in the air is great when the temperature is high, and small when it is low.

In an occupied room at a high temperature, with the people in it exhaling air containing one-fifth less oxygen and 100 times more carbonic acid than the normal atmosphere, and said exhaled air being also charged with aqueous vapour, and mayhap containing traces of ammonia and carburetted hydrogen, &c.—it is no wonder that the room soon gets disagreeable owing to bad ventilation.

During sleep about 25 per cent. less  $\text{CO}_2$  is given off than when up.

It was stated on page 10, that a man might live only for a few minutes in air containing only 17.4 per cent. of oxygen and the carbonic acid gas up to 3.49 per cent., but Professor McKendrick says that if the poisonous carbonic acid gas could be carried off, and its place taken by an inert gas like nitrogen, then when the proportion of oxygen did not fall below 15 per cent., respiration would be normal; from 15 to 7 per cent., respiration would become deep and prolonged; from 7 to  $4\frac{1}{2}$  per cent., respiration would be carried on with great difficulty; and below this amount there would be risk of immediate asphyxia. In making this experiment there would be difficulty in preventing the accumulation of the carbonic acid gas, so that inhaling oxygen in this manner is not a likely thing to happen in actual life, and could hardly occur except in some place where gases were manufactured.

Professor McKendrick says further:—"The object of ventilation is not only to introduce fresh oxygen, but to dilute the carbonic acid and other deleterious matters mentioned to their normal amount. Pure air contains of  $\text{CO}_2$  about 4 vols. in 10,000. It has been ascertained that air containing 1 vol. per 1,000 (or 10 parts in



10,000) of  $\text{CO}_2$  has a sensible odour,\* and may be regarded as impure, and it has been established as a principle in ventilation that the amount of  $\text{CO}_2$  present ought never to pass 7 per 10,000.

“To dilute  $\text{CO}_2$  from .07 per cent. to .04 per cent. † would require about 2,000 cubic ft. of pure air per head per hour. A larger quantity is necessary in the wards of hospitals. The practical problem in ventilation is to supply this amount of air, by such arrangements as will secure freedom from colds and draughts.

“Such gases as hydrochloric acid gas, sulphurous acid, nitric acid gas, ammonia, nitrous acid, and chlorine are practically irrespirable, because they produce spasmodic closure of the glottis, and their irritant action has nothing to do with respiratory exchanges. Other gases reach the lungs, and there either interfere with the normal gaseous exchanges, or, entering the blood, combine with one or other of its constituents, or have a poisonous action on the tissues. Under this category we may include carbonic acid, carbonic oxide, sulphuretted hydrogen, phosphuretted hydrogen, cyanogen, and arseniuretted hydrogen. Carbonic oxide, or oxide of carbon, formed during the imperfect combustion of carbon, is a poisonous gas affecting breathing, even when existing in the atmosphere to the small amount of .001 per cent., ‡ and rapidly destroying life when present to the extent of .1 per cent. The blue flame that rises from lighted coals or wood is oxide of carbon. It is produced by burning coke, and by badly going stoves.”

Dr. Angus Smith's "Air and Rain," published by Longmans, Green & Co., London, is a book that should be read by all who take an interest in the condition of the atmosphere and its relation to health.

\* So that, as Dr. Angus Smith says, our senses, such as that of smell, are quite right when condemning the air of crowded rooms as tainted.

† That is from 7 parts in the 10,000 down to 4 parts in the 10,000.

‡ .001 per cent. = 1 part in 100,000, and .1 per cent. = 1 part in 1,000.



“Children think a vessel full of air is empty.” How many thousands or hundreds of thousands of years did it take to teach men that a vessel with nothing but air in it was really full of something and that something as much real matter as the sand they trod upon?

Dr. Smith says:—We live in air, which flows continually into our blood, hence the state of the air in which we live is bound to have a great effect upon us, which effect is produced by the character of the air, and also by its temperature. The average condition of the air of a place is its climate. Site has an important effect on health. Persons living in a swampy district, and suffering from ague, may be cured by good drainage. Cold and so-called “bracing” weather is death to many. Far more people are killed by cold than by heat.

It was long a popular notion that the colder the water one washed with in winter the better. Dr. B. W. Richardson helped to knock this superstition on the head, and pointed out its cruelty in the case of children. He advocates the mixing of some hot water with the cold, so as to take the chill off. Washing with water at 60° is much more sensible for the majority of people, than using it for that purpose at 40° or less. “The colder the healthier” was only equalled in its absurdity by “the dirtier the saintlier,” or “scentlier,” as Dr. J. B. Russell suggests.\*

Dr. Smith points out the great danger from allowing unwholesome or putrid organic matter to get into the system. In the case of infectious germs the amount in many cases is not, *per se*, what causes evil, but the enormous power possessed of self-multiplication under favourable conditions. So that half-a-dozen may soon develop or increase into millions.

In practice small differences in the normal amount of the oxygen or the carbonic acid may indicate important contamination. It would not be pleasant to

\* Another expression was “The dirtier the cosier,” but all are alike unhygienic, and opposed to the axiom that “Cleanliness is indeed next to godliness.”



live in such an atmosphere as indicated by 20·775. 20·6 is the proportion of oxygen marking the beginning of very bad air.

The air of every house is liable to show a diminished amount of oxygen from the normal amount outside, and especially at night when the gas is lighted. A certain amount of diminution from this cause—if not too much—is not so injurious as the presence of a small amount of vitiated air from the house drains or sewers, or other polluted source.

In the following close places Dr. Smith found the carbonic acid very high:—Theatre, ·2734; study at table, with four persons in the room and gas lights and large fire, ·1177; at the ceiling, ·1561. In a school-room, ·0970. In a midden, ·0805. So that the midden, so far as the carbonic acid gas was concerned, was the purest of the lot!\* An increase in the amount of carbonic acid gas is much more hurtful if it is accompanied with gases of putrefaction, so the midden gas if so accompanied, as it likely would be, might yet be the most dangerous of the lot to inhale.

When people speak of good ventilation in dwelling-houses, they mean, without knowing it, air with less than ·07 of carbonic acid. In the air of some well-ventilated hospital wards, in or prior to 1872, Dr. Smith found the mean air as follows:—

Day.		Midnight.		Morning.	
Carbonic acid.	Oxygen.	Carbonic acid.	Oxygen.	Carbonic acid.	Oxygen.
Per cent.	Per cent.	Per cent.	Per cent.	Per cent.	Per cent.
·0463	20·92	·0677	20·886	·0694	20·884

On visiting an unventilated law court on one occasion

\* The midden had only 8 parts of CO<sub>2</sub> in the 10,000, while the theatre had 27 parts, or more than three times as much.

Regarding this Mr. John Foggie, F.C.S., of University College, Dundee, writes me that he capped this by finding the state of the air



the air on entering felt extremely warm and unpleasant, and even after some minutes it was not to be voluntarily borne. The air about 8 ft. from the door a few feet above the floor showed oxygen 20·6500, and at the lantern at the roof about 4.30 P.M., 20·4900. There were a number of people in the court, so that the air was extremely vitiated. Smoking concerts and assemblies are often rendered very unpleasant after a time owing to want of proper provision for ventilation.

Wehrle says:—"It is well known that tallow goes out where oil burns well, and that the common mine lamp goes out when the Argand lamp with the same oil burns clear." Apart from explosion, therefore, the tallow candle would be the safest for testing the air of a well, &c., before going into it or while working in it.

In December last the writer made some experiments by burning candles in a close chamber to see how long they would burn. A pipe, Fig. 7, 6 ins. diameter, close at top and bottom, and  $17\frac{1}{2}$  ins. long, and with a small air-tight glass window, had a short piece of tallow candle lighted in it. The candle went out in 1 min. 35 secs. In another trial with fresh air the candle went out in  $1\frac{1}{4}$  mins. The air in the pipe was then renewed and a composite candle tried, which burned  $2\frac{1}{2}$  mins. With one  $\frac{3}{8}$ -in. diameter hole at top and the same at bottom the composite candle burnt for  $3\frac{1}{2}$  mins. Towards the end the flame would go down as if going out, then it would revive brightly, then fall again, and revive until it finally went out. With two  $\frac{3}{8}$ -in. diameter holes at top and two at bottom the composite candle burnt on but somewhat dull. With only

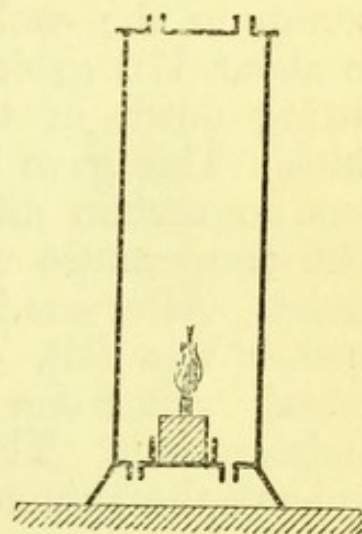


Fig. 7.

in Her Majesty's Theatre at Dundee to be, at half-time, in the gallery, 32 vols. per 10,000 and in the pit over 50 vols. in 10,000. The theatre was crowded. He refers to this as an instance of the exhaled  $\text{CO}_2$  not rising; but low roof of pit and currents of air had to do with this.



one hole at top open and two at bottom the composite candle went out in  $7\frac{1}{2}$  mins. When a tallow candle tried with one  $\frac{3}{8}$ -in. hole open at top and two in bottom it went out in from  $2\frac{1}{4}$  to 3 mins.

In an experiment with fresh air,\* and the vessel or pipe all tight and two composite candles burning, one 4 ins. high and the other 1 in. high, the higher one in one case went out at 55 secs. and the low one at 95 secs. With fresh air and tried again the top one went out at 68 secs. and the low one at 80 secs.

In order to personally test the air in confined places, Dr. Smith made a lead chamber, as per Fig. 8, size about 6 ft. by 4 ft. and 8 ft. high, the cubic capacity being about 190 cubic ft. It had large glass windows, so that a person left in it could easily break out if not let out. The door was made tight by an india-rubber tube being squeezed. With a table and chair and one person in the enclosure, the air capacity was reduced to about 170 cubic ft. His first experiment was by sitting down in the chamber for an hour and 40 mins. This gave 1 per cent. of carbonic acid. There was no certain difference felt for the first 25 mins. The temperature was  $45^{\circ}$  Fahr., and the air became moist. After one hour the unpleasant smell of organic matter was felt, *as is often perceived in a crowded school*. After one hour the air also felt soft from the moisture in it. This moisture in the air has a tendency to leave the skin and its action unchanged. It allows little evaporation owing to the air being moist already. The disagreeable effects of this are felt on a rainy day, especially if it is also close and warm, when walking. Dry air, again, stimulates the skin because it absorbs moisture. We all know the exhilarating effect of a nice frosty day when the sun is shining. At the end of 100 mins. the air had an unpleasant flavour or smell, and Dr. Smith came out. Three persons then went in at once, and pronounced the air to be very bad. When

\* The vitiated air was put out and replaced by fresh for each experiment.



Dr. Smith was in and sitting quietly he did not feel the badness of the air so much, but when moving or walking or causing the air to move he felt the unpleasant




Fig. 8.

quality of the air. In another stay of 160 mins. the air felt very close, oxygen reduced to 19.61 per cent. In an experiment with four miner's candles in the cham-



ber, and no person inside, the candles went out in 5 hours and 10 mins., the carbonic acid being 2.28 and the oxygen 18.80.\*

In another experiment with eight candles, one paraffin lamp, and one spirit lamp, all the candles were out in 93 mins.; the highest first, the paraffin lamp in 98 mins., when the carbonic acid was 2.32 and the oxygen 18.48. The spirit lamp stayed in for 150 mins., when the carbonic acid was 2.45 and the oxygen 18.40. Afterwards gas was lighted, and burned well for a time and then went out. Upon entering after the gas went out candles were extinguished as quickly as if dipped in water. Nevertheless Mr. Smith and those with him breathed, but felt very uncomfortable. Upon standing up upon a chair a feeling of faintness ensued. When the gas went out the oxygen was reduced to 17.40 per cent.

Dr. Smith drew the conclusion from these experiments that the senses are no proper or safe guide as to the *degree* of danger. People may get alarmed as much when the carbonic acid is 0.1 per cent. as when it may be about 4 per cent., or forty times as much. After breathing the vitiated air above described for a short time, a great feeling of relief was experienced after coming out of it into the fresh air. Although a man can continue to breathe where a candle, and especially a tallow one, will not burn, the sooner he gets out of that place the safer for him. Some persons, again, will succumb in bad air much sooner than others. A young, healthy lady went into the chamber after the candles had been burning for a time and were threatening to go out, the oxygen

\* Although in the chamber of 170 cubic ft. capacity the candles went out as above when the oxygen was reduced to 18.80 per cent., yet upon making some experiments by burning candles in a small tin vessel, 2 ft. high by 9 ins. square, he found the common dip tallow candle to burn much longer, viz., till the oxygen was reduced from 15.2 to 16.2 per cent. In this latter case the tallow remained melted below the burning wick much longer than in the lead chamber experiments, probably because the small 2-ft. high vessel was heated easily by the candle in it. So that the exact point of extinction of a candle will vary with circumstances.



being barely 19 per cent. and the carbonic acid 2·1. There had not been any person in the chamber, so that there was no organic matter in its atmosphere. She stood five minutes perfectly well, and making light of the matter, but she suddenly became white and could not come out without help.

In another experiment with the oxygen 20·19 and carbonic acid to the extent of 3·84 driven into the pure air, two gentlemen got headaches at once, and could only stay in the chamber about seven minutes, while Dr. Smith himself managed to stop in for twenty minutes, but feeling very uneasy. His inspirations were quickened to 26 a minute, as against 20 in his normal condition.

After all these experiments we come back to this, that badly ventilated rooms containing less than 20·7 per cent. of oxygen and ·07 per cent. or more of carbonic acid are very unwholesome, this diminution of the normal amount of the oxygen and increase of the carbonic acid being an indication of the presence of other deleterious matters, organic or otherwise.

In regard to schools, Professor Thomas Carnelley, F.C.S., says the carbonic acid should not exceed 13 vols. per 10,000. He has found it as high as 37·8 in some Scottish schools,\* and 35·4 in Parisian ones; while in German schools the carbonic acid has been as high as 57·8 vols. per 10,000—a most disgusting state of matters for both teachers and scholars.

\* In one school the head teacher told me that some of the children turned sick at times with the bad air. By "should not exceed 13 vols. per 10,000" is likely meant that this should be the maximum at closing. Less than 13 vols. per 10,000 should be aimed at, however.



## CHAPTER III.

### SMELL AS A TEST OF IMPURITY.

WHILE Dr. Angus Smith lays considerable stress upon the value of the sense of smell as a safeguard or warning, Dr. Carnelley says the smell of a room is a very unsafe guide as to the state of the ventilation, as said smell depends so much on the temperature and on the hygrometric state of the air.\* The air in a room at a comparatively high temperature may smell very much worse than that in one at a lower temperature, although the air in the first case may be purer than that in the second. He does not think that any system of ventilation will keep the carbonic acid down much below 12 vols. per 10,000 in the present overcrowded state of the schools. Even the air of a mechanically ventilated school is not usually free from a certain amount of smell, though frequently so; nor can we expect it to be so with the amount of carbonic acid averaging nearly 12 vols. per 10,000. But care has to be taken to distinguish between a warm feeling on entering a room and a really close stuffy smell, for frequently the one is mistaken for the other.

“A mechanically ventilated school, when the fan is stopped, is worse as regards CO<sub>2</sub>, and feels closer than an ordinary school—though it is never so bad as regards micro-organisms, even when the fans have been stopped for a long time.” See chapter on Micro-organisms.

In some experiments made by Dr. Smith as to the rise of *temperature*, in the before-mentioned leaden chamber, caused by the presence of a man, and in

\* See page 26 *re* Dr. Smith as to the *degree* of danger, and see p. 202.



another instance by a paraffin light burning, he found that in fifteen minutes the air in the middle of the chamber was raised  $7^{\circ}$  Fahr. by the presence of a man, and  $9.5^{\circ}$  in one hour, and when the temperature at starting was  $44^{\circ}$ , in two hours it rose to  $54.8^{\circ}$  Fahr. With a paraffin lamp and the temperature at start  $42.7^{\circ}$  Fahr., in fifteen minutes it rose to  $44^{\circ}$ , in one hour to  $46.3^{\circ}$ , and in two hours to  $47.3^{\circ}$ . In these two cases there was no ventilation or change of air in the chamber. The man therefore gave off much more heat than the paraffin lamp. A man gave about double the amount of carbonic acid a sperm or paraffin candle did. Thus a man in an hour produced  $.6$  of carbonic acid to 100 ft. of air, a candle  $.31$ .

Extra heat relaxes the exertions of both body and mind, especially when the air is saturated with moisture.\* When the temperature rises, and organic matter is present, it becomes more offensive with the extra heat. Places that may not feel offensive in frosty weather soon do so after a thaw has set in and the temperature rises if matter to cause offence exists. Putrefaction is facilitated greatly when the thermometer rises to  $55^{\circ}$  Fahr.

Dr. Smith says :—“ It is not right to demand as much air for ventilation on a cold day as on a warm ; it is not right to break the windows of patients in winter, and to tell them that fresh air is better than heat.† The chemical action, and with it the feelings, demand warmth first above all things. It is the very first demand, as no function can go on without it. You may live hours, days, or years in badly ventilated places with more or less discomfort and danger ; ‡ but a draught of cold air may kill like a sword almost instantly. In the railway carriage as well as in the house the great instinct

\* At  $50^{\circ}$  Fahr.—the temperate range—the body, if in motion, may feel warm enough ; but seated, a higher heat, such as  $60^{\circ}$ , may be more acceptable. Below  $55^{\circ}$  it may be difficult to keep up the animal heat without exercise or extra clothing.

† People should air their rooms well, however, at all times when not occupied.

‡ Like the dull-burning candle on page 23.



of man is first to be warm enough, and he is quite right."

Had each railway carriage compartment one or more fixed exhaust ventilators *on the roof*, as it ought to have, there would be less necessity of opening windows, to the great danger and discomfort of many passengers. The way in which the majority of the smoking compartments of railway carriages are *not* ventilated is most disgraceful. See special chapter on Railway Carriage Ventilation farther on.



## CHAPTER IV.

### GASES *versus* GERMS.

DR. SMITH points out that "gases and acids are not of themselves bodies in active chemical change, neither are they organised." They have not the terrible power of self-multiplication that disease-breeding living germs have. A certain amount of mere gas may be inhaled, or a small quantity of a dangerous acid tasted or swallowed, without harm resulting, but it is different with disease germs. Some of these, so small, perhaps, as to be invisible to the naked eye, settling on or coming in contact with a suitable portion of the human body, begin to multiply so quickly as soon to cause disease and then death unless means are taken to kill them. Pasteur's experiments have proved that putrefaction and fermentation are not caused by pure gases, but by organised bodies or germs in the air. Neither putrefaction nor fermentation are the result of merely chemical change, but both are the effect of living organisms.

About three hundred years ago Lord Bacon pointed out the danger from the bad air caused by emanations from human beings, and, *inter alia*, in crowded assemblies, yet although his remarks pointed to the necessity for pure air by ventilation and cleanliness, his voice for long was as that of one crying in the wilderness: men heeded not, and so disease and death ran riot.

Long before Bacon's time the origin of germs was a subject of speculation. Lucretius, in his work, "De Rerum Natura," relates how many living creatures



spring from the earth, being formed by rain and the heat of the sun. In the absence of the microscope, and with chemistry still but an undeveloped germ, it was quite excusable to suppose that the low forms of life, to be seen in wayside pools, had originated from the mud. "Protoplasm" had not yet been invented, and it was never imagined that these supposed lowest forms of life were, in fact, comparatively high in the scale. "Spontaneous generation," or the idea that life could originate *de novo* out of dead matter was looked upon both by Greek philosophers and mediæval naturalists as a matter of course. They thought evidence of its truth was patent all around them.

This idea received a shock, however, at the hands of Francesco Redi, a Florentine physician who lived about two centuries ago. He demonstrated that maggots in meat were produced by flesh-flies depositing their eggs upon the meat. Following upon this he propounded the aphorism, "Omne vivum ex vivo" (all life proceeds from life). The philosophers then often got puzzled over the problem whether the egg preceded the animal or the animal the egg? Some time after Redi, a Dutchman named Leuwenhœck, about the beginning of last century, invented a sort of microscope which revealed life as teeming in fields before unknown. Hereupon Needham revived the problem anew, and as, after boiling infusions to kill the living animalculæ in them and sealing up the vessels, he found the infusions inside in a short time teeming with life, he concluded he had proof of life arising *de novo* from dead matter. Upon repeating those experiments more carefully, viz., heating the infusions higher, and sealing the vessels while the boiling was going on, the Italian naturalist, Lazzaro Spallanzani, found that the infusions remained inert. Needham's experiments were therefore condemned as being improperly carried out.

More recently the doctrine of spontaneous generation has been upheld by Dr. Bastian, but his experiments have been condemned by Professor Tyndall. It is pointed out that tinned meats are kept wholesome



owing to being thoroughly boiled, and sealing them up before any new germs can get into them.

The question is not yet settled, however, for while Professor Tyndall's condemnation of Dr. Bastian's experiments are held by some to have given the spontaneous generation theory its *coup de grâce*, Professor Tyndall does not say so himself. In December, 1885, he wrote to the author:—"I believe now as firmly as I did in 1874 that we have in matter 'the promise and potency of all terrestrial life.' I believe in the nebular theory, and that the life which we now see upon the earth is the development of a power resident in matter before it shaped itself into worlds."

In a postscript the Professor says:—"Do not imagine that I profess to explain the mystery of life. It is insoluble by man."

In the article on "Biogenesis and Abiogenesis," in "Critiques and Addresses," by Professor Huxley, we read, on page 239:—"So much for the history of the progress of Redi's great doctrine of Biogenesis, which appears to me, *with the limitations I have expressed*,\* to be victorious along the whole line at the present day."

Professor Romanes, in lately addressing the students of

\* Some opponents of Abiogenesis, in quoting this paragraph, very discreetly omit the six words that have been italicised. Now, while this may be doing evil that good may come, it is not altogether honest. The "limitations" are somewhat important, and in Professor Huxley's words (page 238) are partly as follows:—"I must carefully guard myself against the supposition that I intend to suggest that no such thing as Abiogenesis ever has taken place in the past, or ever will take place in the future. With organic chemistry, molecular physics, and physiology yet in their infancy, and every day making prodigious strides, I think it would be the height of presumption for any man to say that the conditions under which matter assumes the properties we call 'vital' may not, some day, be artificially brought together. All I feel justified in affirming is, that I see no reason for believing that the feat has been performed yet." He further goes on to say:—"But expectation is permissible where belief is not, and if it were given to me to look beyond the abyss of geologically recorded time to the still more remote period when the earth was passing through physical and chemical conditions, which it can no more see again than a man can recall his infancy, I should expect to be a witness of the evolution of living protoplasm from not living matter. I should expect to see it appear under forms of great simplicity," &c.



the University of Edinburgh, remarked :—“The present attitude of the scientific world as regards spontaneous generation is not one of disbelief but of expectancy.”\* The two schools of thought in this connection will be found in latest editions of “Modern Science and Modern Thought,” by Samuel Laing, M.P., and “Natural Law in the Spiritual World,” by Professor Drummond.

In medical books germs are styled “bacteria,” “bacilli,” or “microbes.” While some germs are hurtful others are innocuous. They are extremely small, requiring a good microscope to see them. Some are one ten-thousandth part of an inch long, others only half that. About four hundred millions of germs would find room, side by side, on a square inch. They are of various shapes; some round, others like rods, and some, styled “spirilla,” like corkscrews. These different classes breed each amongst themselves. Different microbes produce different diseases. The yeast plant belongs to the round germs, and is about one three-thousandth of an inch in diameter. It is the cause of fermentation owing to its power of self-multiplication in a suitable medium. Dampness and want of ventilation are favourable to the growth of such fungi as the *Merulius lacrymans*, which produces dry rot in wood. To eschew dampness, dirt, and bad air, while valuing sunshine, and promoting cleanliness and good ventilation, are amongst the best preservatives against attacks from disease-breeding germs.

\* In the introduction to Lady Claud Hamilton’s translation of “Louis Pasteur, his Life and Labours,” Professor Tyndall expresses his disbelief in the permanence of the supposed distinction between the organic and the inorganic. And in his Text Book on “Physiology” (page 734) Professor J. G. M’Kendrick, M.D., F.R.S., says of Abiogenesis:—“It is unphilosophical to assert the impossibility of its occurrence now or in some past time. The intimate relations known to exist between physical, chemical, and vital phenomena, depending on the laws of the conservation and transmutation of energy, and the theory of evolutionary development, indicate the probability of Abiogenesis, and it is one of the problems of biological science to ascertain the conditions in which this may occur.”

See also the *New Review* for March, 1890, in which there is an interesting article on “The Origin of Animals,” by Mr. Grant Allen.



## CHAPTER V.

### BAD SYSTEMS OF VENTILATION ; OR HOW NOT TO DO IT.

As we have said that ventilation consists in carrying off the vitiated air, while supplying fresh air, we will now consider some of the attempts that have been made to do so.

Firstly, as to carrying off the vitiated air in a satisfactory manner ; this has not been found in practice so easy to accomplish as many have imagined. All sorts of mistakes have been made both in the general plans and in details. It will be both interesting and instructive, therefore, to refer to and describe some of these mistakes.

About fifty years ago Mr. Thomas Tredgold recommended the style of provision shown in Fig. 9, but it is not satisfactory. I have had often to condemn it, at schools especially, owing to complaints of inefficient ventilation, and the ceiling openings A and B, intended for outlets, often acting as inlets, and allowing draughts of cold air upon the persons sitting underneath. When the wooden or metal valves G and H above A and B were closed the ventilation was stopped.

The louvre-boarded wooden "ventilator" on the ridge might let air in on the one side, as at C, and out at the other, as at D, *up and down*, according to circumstances, all as indicated by the arrows.

A modification of Fig. 9 is shown in Fig. 10, in which, as in some churches, a long opening, L, is left



in the centre of the ceiling, in the expectation that the vitiated air from the lungs of the hearers, and from

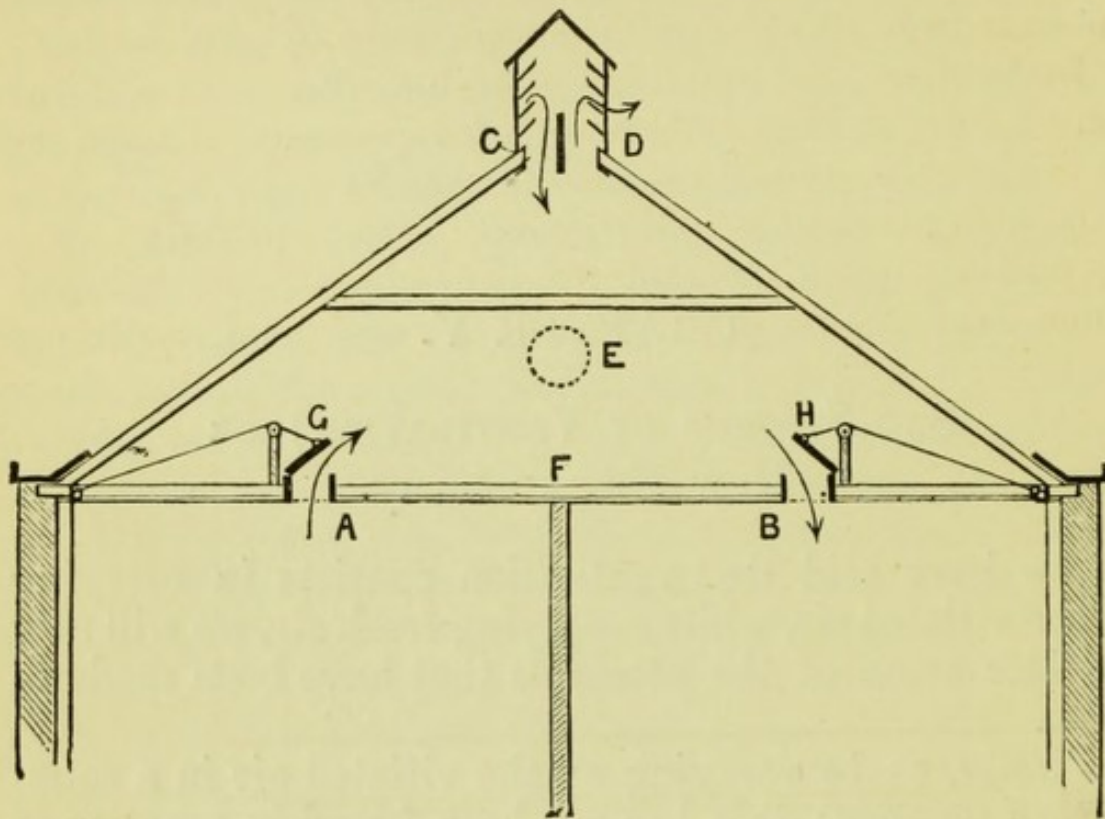


Fig. 9.

the gas when lighted, would all go up through the long opening L, and out at the louvre-boarded side-openings in

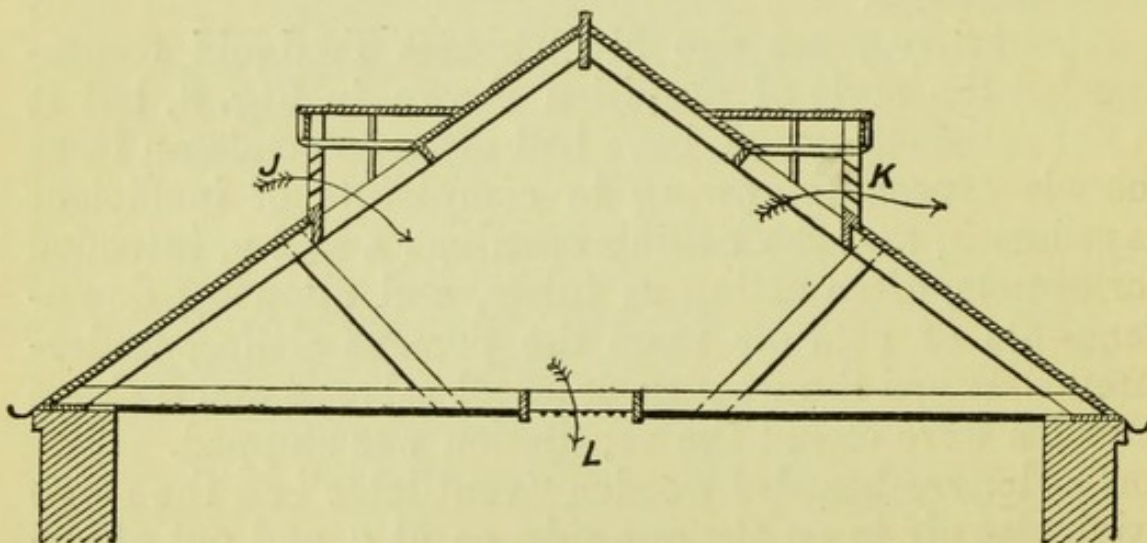


Fig. 10.

the roof J and K. It often happened, however, that the cold air came in at J in sufficient quantity to blow down



through the opening L, and also out at K. On account of this the opening L was often pasted up as tightly as possible with brown paper, or otherwise closed, while the openings J and K were boarded up in the inside.

Instead of the openings J and K, Fig. 10, a large round hole, E, Fig. 9, was sometimes made in the stone or brick gables. It was also unsatisfactory.

In other cases the only provision for ventilation was by pulling down or opening the windows at the top. Some days during mild weather, and the direction of

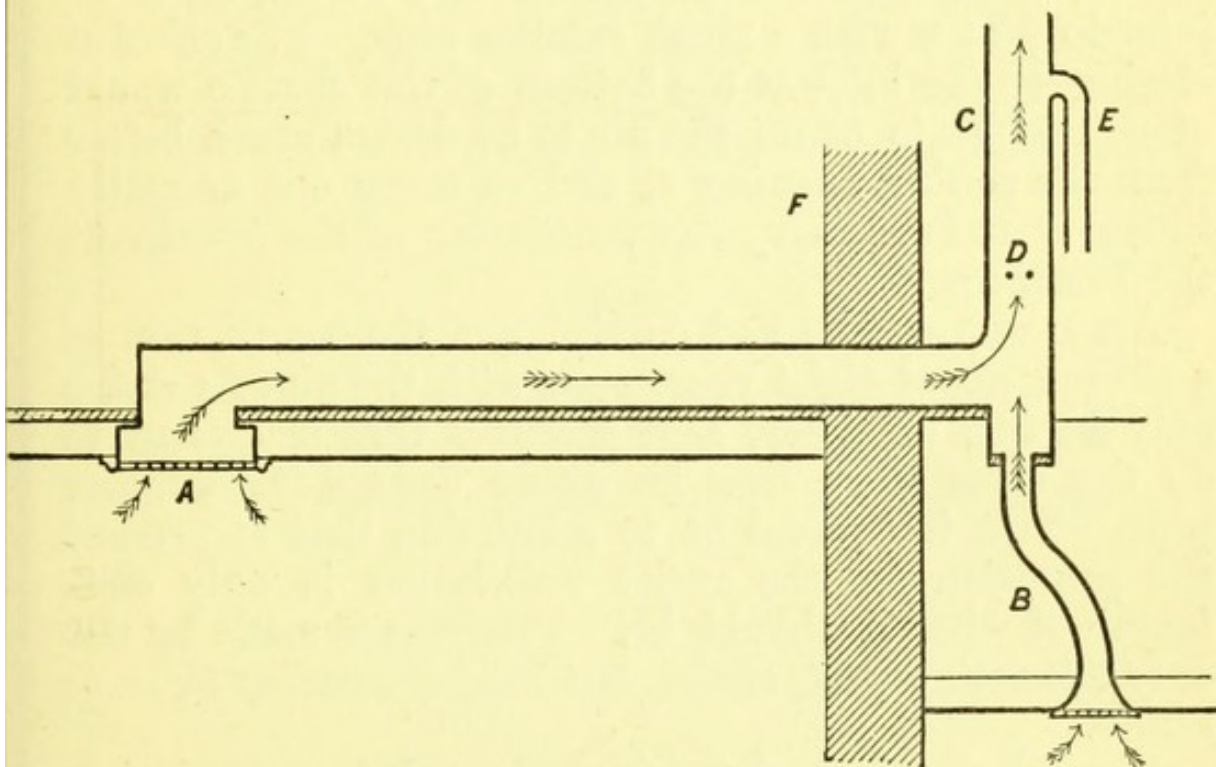


Fig. 11.

the wind favourable, this served pretty well. On other days again, the air came blowing in and down upon the children or persons sitting, in a very disagreeable and dangerous manner. This causes the windows to be often shut, and the ventilation thus entirely stopped. In some cases again, where the plan of the provision for outlet ventilation is good so far, it is often marred by the ventilating outlets or pipes being *far too small*, or some mistake is made in connecting the pipes.\*

The sketch in Fig. 11 shows an example of how the

\* In ninety-nine cases out of a hundred the outlet ventilating pipes of churches, halls, schools, and other places are too small.



ventilating outlet piping from off the ceiling A of the interior of a church or hall, say, may be spoiled by connecting the pipes improperly, as, *e.g.*, connecting or leading up a pipe B of considerable size, from the staircase into the bottom of the main upcast shaft c. Even with a circle of gas jets at D, which could be lighted in calm, warm weather, to start or increase the up-current in the pipe c,\* instead of the air coming from A, as wished, it may come from B, which does no good. The pipe B should therefore be disconnected from the bottom of the shaft c, and if connected to c at all, let it be joined up at E with a much smaller pipe. The effect of closing up the inlet at the bottom of the shaft c would of course be to cause the air to be drawn much better from the ceiling opening A, and so carry out as really intended and necessary the ventilation of the *interior* of the building.

An architect who had carried out the ventilation of a church, about eight years ago, with the pipes A and c only 18 ins. diameter, said recently that if he had to do the same work now he would use a 3 ft. diameter pipe. This is equivalent to admitting that at present the provision for the outlet ventilation is only one-fourth of what it should be. Progress is made by not only admitting past errors, but in also *avoiding them in future*.

Fig. 12 shows a plan often adopted for ventilating halls, &c., but it is very unsatisfactory as the wind blowing up the slope of the roof D often blows in under the umbrella cover c and causes disagreeable down-draughts. This umbrella cover is also a check to the outgoing air.

Fig. 13 is much worse than Fig. 12, as the top of the intended outlets, E and F, being lower than the ridge, the wind blows down all the more readily and strongly.

\* The author tested a pipe like c, about 40 ft. high and 18 ins. diameter, on a calm day. The up-current was 160 lineal ft. a minute, but with the gas circle of twelve jets lighted, the current rose to 300 ft. a minute, five minutes after the gas was lighted.



Fig. 14 indicates the principle of McKinnell's ventilator, patented March 26th, 1855. It is formed of two concentric tubes; the inner and higher or longer

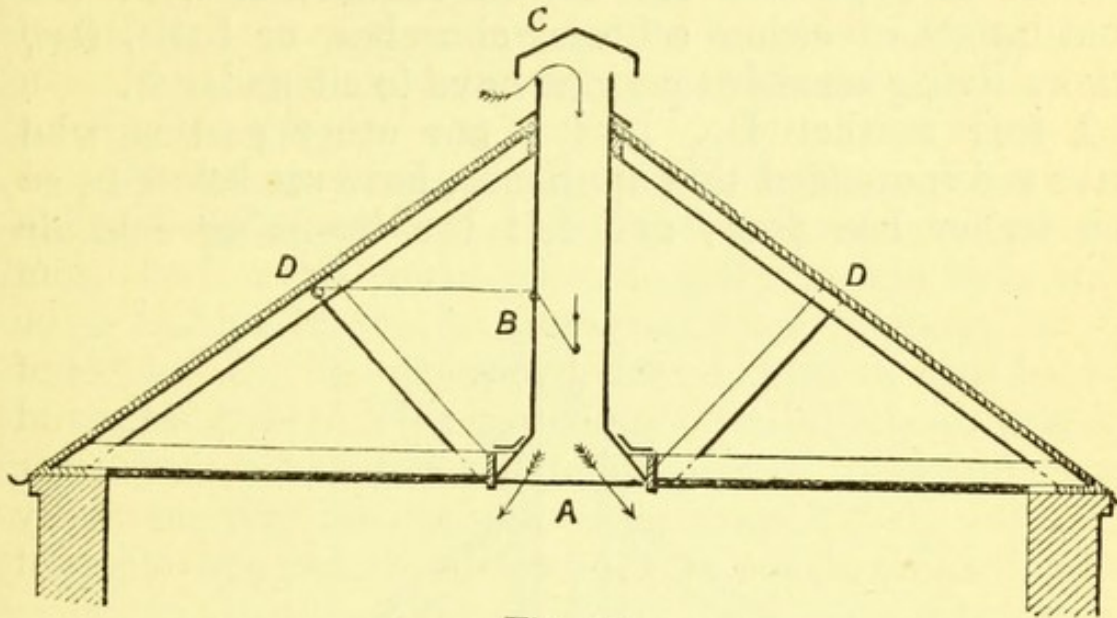


Fig. 12.

one, *C*, being for the exit of the vitiated air, and the outer, and lower or shorter one, *H*, being for the admission of fresh air. The broad circular flange, *J J*,

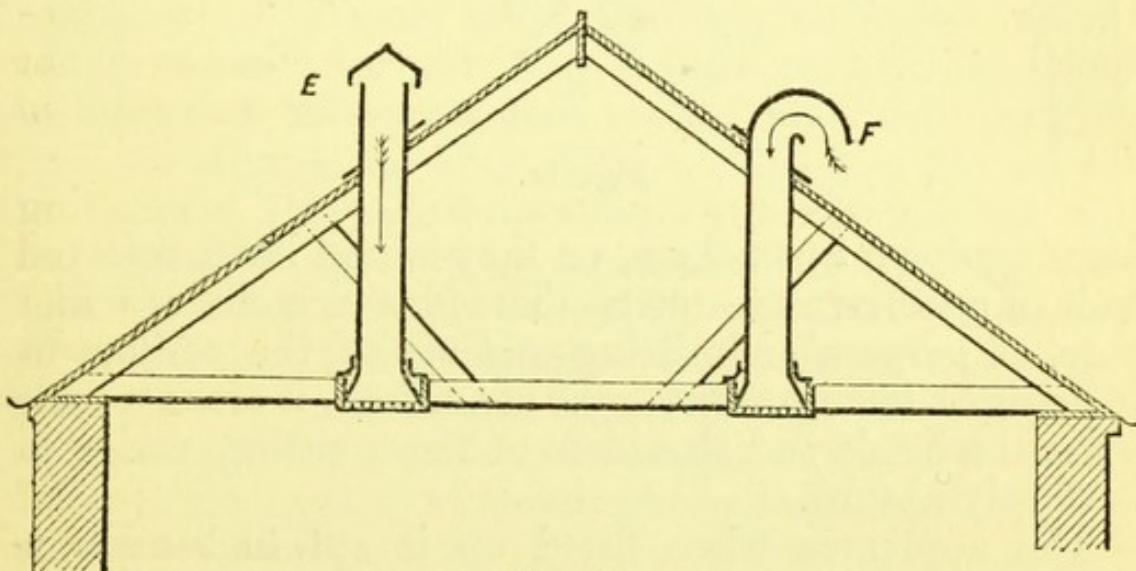


Fig. 13.

which is attached to the bottom of the inner tube, *C*, is for deflecting the incoming fresh air along the ceiling, *κ κ*. In cold weather, however, the air often falls down nearly vertically. Notwithstanding this ventilator



being recommended by the late Dr. E. A. Parkes, in his valuable "Manual of Practical Hygiene," I have no hesitation in condemning it as a most dangerous and unsuitable appliance for use in connection with the ventilation of either schools, churches, or halls, &c., where living sensitive persons have to sit under it.

I fear neither Dr. Parkes nor other parties, who have recommended this appliance, have sat below it, as the writer has done, and felt the incoming cold air

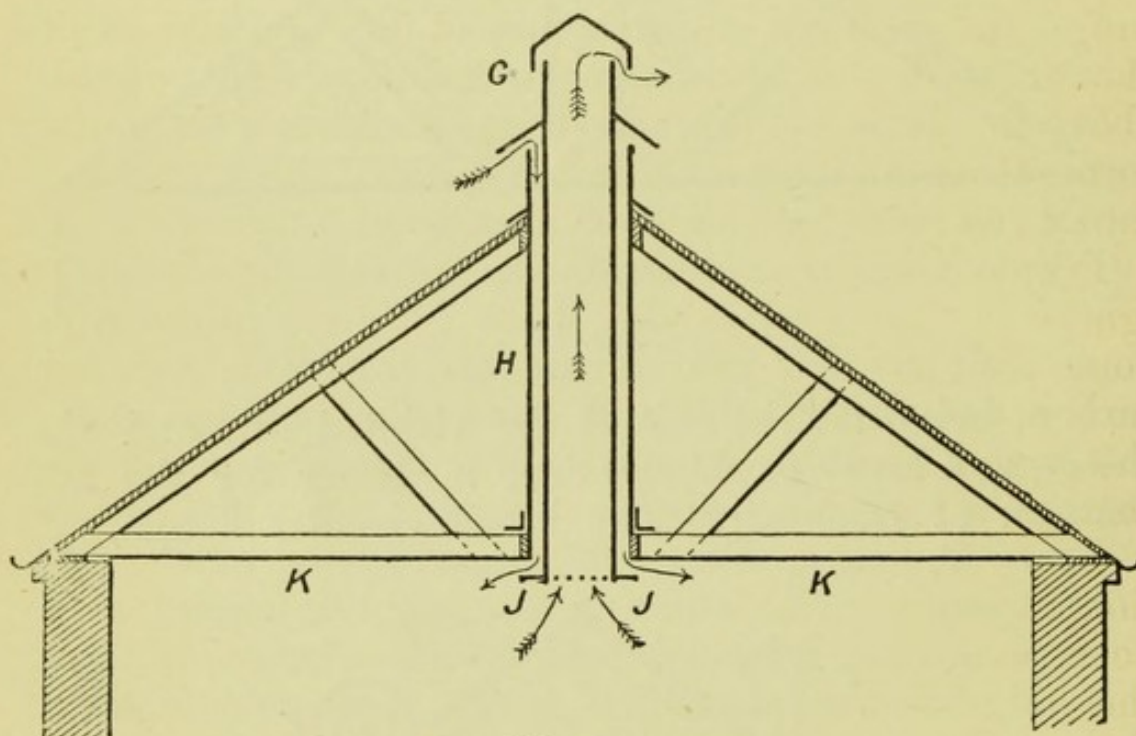


Fig. 14.

blowing down upon them, or they would have referred to it in a different manner. The idea in a climate like ours, of *purposely* admitting *cold* air at the ceiling to blow right down, as, under the conditions, it often would, upon the heads and shoulders of those sitting under it is simply absurd.

The appliance when fitted up is apt to become a manufacturer of influenza and rheumatism, while the approval of it by men like Dr. Parkes simply shows how persons of ability, owing to want of proper consideration, may sometimes make a mistake.

We have heard of "death in the pot," but death from the ventilator may be just as bad.



In a number of schools the only means of ventilation is by the windows, and perhaps, in addition, the chimney of an open fire. Now, as the opening in the grate above the fire is seldom higher than 2 ft. 6 in. or 3 ft., it follows that it is a very bad outlet for the vitiated air, either exhaled from the lungs or produced by gaslights. It is far too low.

If the ceiling is 14 ft. high or more, then the grate or fireplace, as an outlet, is 11 ft. or more too low. Being so low the warm air and carbonic acid from the lungs and gaslights is not carried off quickly, as it should be, but is allowed to accumulate in the space above the grate. This is very bad practice, as it transforms three-fourths of the cubic space of the apartment into a reservoir for bad and vitiated air.\*

People are either unaware of the fact, or else they ignore it, that they exhale about 100 times more carbonic acid gas than they inhale, and that this exhaled carbonic acid gas is not only poisonous, but, owing to the organic matter contained in it, much more poisonous than pure carbonic acid gas.

I may here, also, denounce the bad system of ventilation existing in most of our railway carriages, where no means exist for carrying off the exhalations from the lungs of the passengers *at the roof*, but instead there are slits in the sides of the carriages at the top of the doors. Through these slits, while the expired air may sometimes go out so far, it is a fact that the cold air often blows in very strongly, especially upon the windward side of the carriage. This cold air so coming in is not only disagreeable, but it is also often highly dangerous to many passengers sitting in the draught.

Sometimes, again, a person sitting next the carriage window will insist, even in cold weather, upon having it down a piece from the top, quite regardless of the feelings or comfort of his fellow-passengers. Now, if there were one or more proper ventilating outlets *on the roof* (with hit-and-miss valve to open and shut as

\* This bad system existed in many of the schools which Professor Carnelley condemned.



wished), there would not be the same excuse for this, and far better and more comfortable ventilation would be got. (See Figs. 141, 142, and 143.)

The reason why bad or non-provision for satisfactory outlet ventilation has been here condemned so strongly is that, whereas the carbonic acid gas in the atmosphere normally is only 4 parts in 10,000, yet *air exhaled from the lungs* contains 4·38 per cent., or 438 parts in 10,000. When exhaled its temperature is about 97°, so that it rises towards the ceiling—as does the heated air from gaslights—*where it ought to be carried off as quickly as possible.*



## CHAPTER VI.

### FAULTY INLETS.

IT will be quite *à propos* now to say a few words specially regarding bad styles of admitting the fresh air, in addition to what happened to be made while treating on Fig. 14.

The oldest bad style in modern times is, perhaps, that of simply pulling down the top sash of the window, say six inches, or more or less, from the top, or, perhaps, even lifting it up from the bottom, and allowing the fresh air to blow in as it chose upon the bodies of the children if a school, or their elders if a church or hall, just as if they were so many inanimate statues. If colds resulted from this, these were looked upon as providential dispensations, not to be either guarded against, grumbled over, or fled from, but quietly and thankfully submitted to. If told that this fatalism was foolishness, the sufferer might retort, "Na, na, ye needna' tell me; if folk are to catch the cold they will catch it, dae what they like." Then, tapping his snuff-mull and taking a pinch of Taddy, or biting off a chew of tobacco, Sandy would march off, or turn round with an air as if he had enunciated an axiom.

Quite possibly he might style me a graceless loon for writing thus, but I am not at present thinking so much of the means of grace as of the means of ventilation; and if good ventilation could prevent my friend Sandy from swearing to himself on a cold day, why, good ventilation will have turned out to be itself a means of grace!



In badly ventilated buildings one often experiences a feeling of relief when leaving them. This is not very creditable, *e.g.*, if the building is a church, as it turns what should be a pleasure into a penance. The elders in past times often managed to keep up the attitude of attention by the aid of snuff, if males, or the scent-bottle if females, but we have no record of the millions of kicks and pinches given to the youngsters. At the business meeting of the members of a church, not a hundred years ago, when the subject of the bad ventilation of the church was mooted, even the minister complained, stating that in the pulpit he often felt as if he would be greatly the better of an umbrella to protect himself from the disagreeable down-draughts; while another sufferer was actually tempted to misquote the psalm—

“ I joy'd when from the house of God  
Go out, they said to me.  
Jerusalem, within thy gates,  
We're sure to poison'd be.”

All reasonable grounds for complaints like these should be done away with.\*

Another style of bad fresh-air inlets—*if intended for use when room or hall occupied*—is the hinged ones we sometimes see fitted in at the top of the windows and only a little below the ceiling. The incoming air in this case, as in Fig. 15, often comes in and goes along the ceiling the one day, the next day it is deflected down upon the persons sitting a few feet away from the window. It is absurd to bring in fresh air direct from the outside in this manner so high up. † It is not the flies on the ceiling of the room, hall, or church that require the fresh air, but the people sitting near the

\* It is usual in many places for the Sunday-school to be held in the Church after the afternoon service. The children then get the full *benefit* of the day's vitiation. In badly ventilated churches the atmosphere the children and teachers are forced to inhale is sometimes very foul. Many pulpits should have a canopy over them to protect the preacher.

† In Fig. 15 style of inlet the air sometimes goes along the ceiling and then falls down upon the people at the opposite side of the room.



floor-level or standing on the floor, so that the fresh air should come in no higher than about 5 ft. 6 in. above the floor, or as much less as circumstances will permit. The inlet may sometimes do well in, on, or at the floor.

Fig. 16 shows a style of window ventilation which I saw adopted for some schools, where the opening of the windows served for both the inlets and the outlets, there

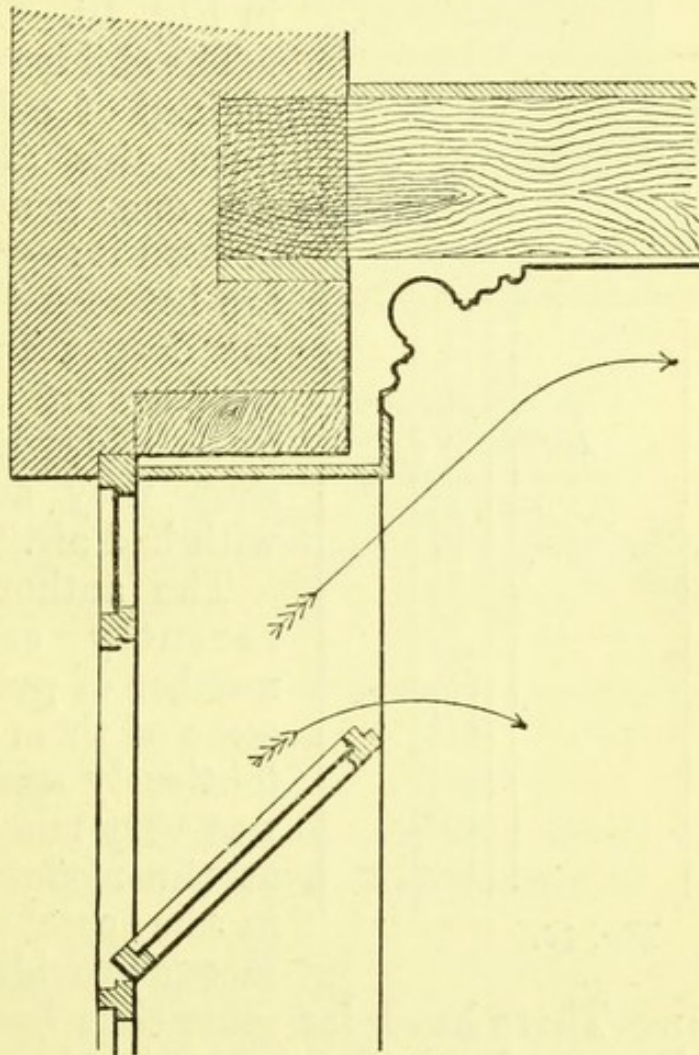


Fig. 15.

being no provision for outlets from the ceiling. The fireplace served as outlet ventilator so far, especially when the fire was on; but as its opening was only about  $2\frac{1}{3}$  ft. above the floor level, it was of little use for preventing the pollution of the atmosphere by the warm breaths of the children, and the warm air rising off from their bodies.



In front of the top sash and reaching down about a foot there was placed a screen of gauze or minutely perforated metal A, through which the incoming air percolated or flowed. At same time, however, this pulling down of the top sash so far opened up the seam between the sashes at B, through which sometimes a large wave

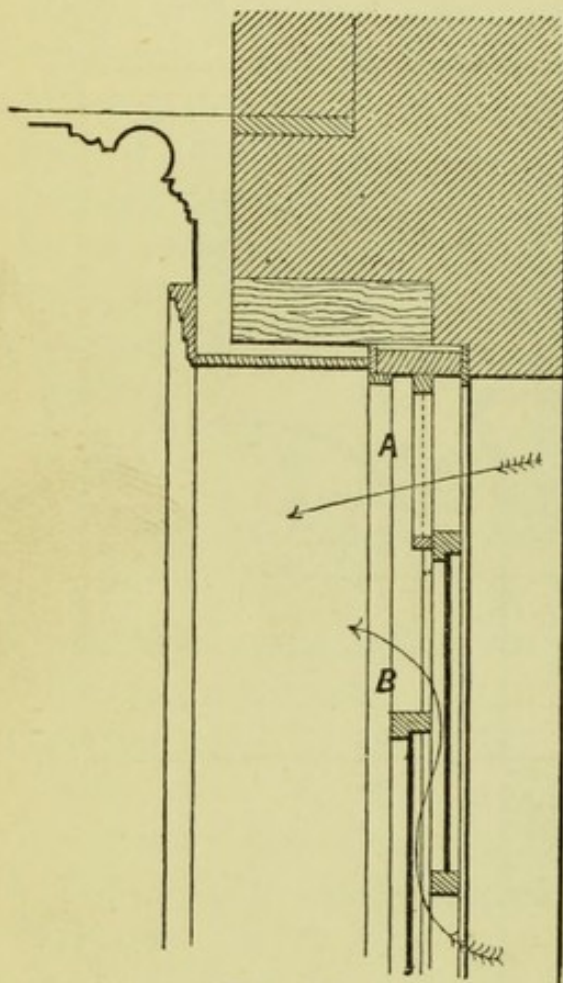


Fig. 16.

of cold air could come in as indicated by the arrows in Fig. 16.

The children often complained of cold draughts from this arrangement. As one gentleman expressed it:—"The pupils are between the deil and the deep sea; when the windows are opened they catch cold, when they are shut they are poisoned with bad air."

The author has been recently examining a number of public schools, some of them rather pretentiously spoken of, and was very much surprised at the meagre, bad, and in some cases even shabby means provided for their

ventilation. There have, for some time back, repeated allusions been made to the children being overtasked and so breaking down in health, but discovering the inferior ventilation and the *bad atmosphere* of so many of the schools has led the writer to consider that the public has been led off the scent in this matter, and a good deal of the blame lies with those school boards and directors who have been slowly poisoning and killing the children by making them breathe and rebreathe vitiated air, and also forcing them to sit in cold draughts.



Many of the teachers have also complained of suffering for years back from the bad air in their schools, and from the disagreeable and dangerous draughts. All this points to the great prevalence of ignorance and carelessness, or callousness, as to the necessity and requirements for proper ventilation.\*

Fig. 17 is a sketch of a room at Dotheboys School




Fig. 17.

where natural ventilation is carried out with a vengeance. This is one of the *legal* means for keeping

\* What has been said here, and published elsewhere by the writer, has just been amply supported in a paper read before the Sanitary Association of Scotland, on July 23rd, 1890, by Professor Matthew Hay, Medical Officer of Health, Aberdeen, on "Vital Statistics of School Children." He states that the death rate among children between ten and fifteen had actually increased, while nervous disease was on the increase among children of the school age, the special cause of mortality among school children being from tubercular disease and diseases of the respiratory organs, especially among girls between the ages of ten and fifteen. To remedy this Professor Hay says, "The first and great essential is a sufficiently pure atmosphere within the schoolroom." Professor Hay's paper is published in the *Sanitary Journal*, Nov., 1890, issue, of which Dr. James Christie, A.M., Glasgow, is the editor. Dr. Neil Carmichael, Glasgow, considers that the children's nervous systems are considerably overstrained in the ordinary routine modes of teaching in most of our large schools.



down the population. Who ever heard of a dominie being punished for killing the children with *kindness*? Fresh air is good, *ergo* you can't have too much of it. "It's cold, did you say? Let me hear that remark again and I'll warm you." It would require a Dickens to duly describe the scene. Only it is not the teacher who ought to be hanged, but those at his back.

A bad system of fresh-air inlets, especially for buildings intended to accommodate a considerable number of persons, is the homœopathic one. In this case one or two small 2-in. or 3-in. pipes will be fitted in and covered with wire-gauze or with fine perforated sheet zinc, which gives a merely nominal provision, something equivalent to a thimbleful of milk and half a cubic inch of bread to each for breakfast.

A very common, disagreeable experience is the want of efficient ventilation in ball-rooms. This becomes more marked after the room has been occupied for a couple of hours or so, and all the worse if many gas-lights are burning. In the author's experience the fault generally lay in the want of proper provision for carrying off the heated and vitiated air at the ceiling.

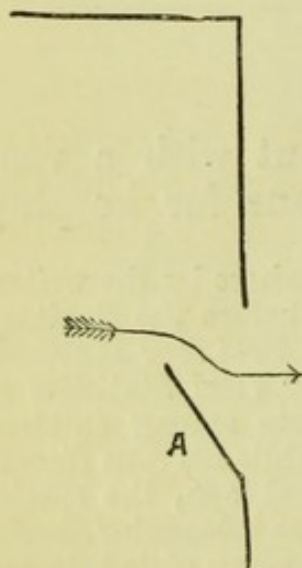


Fig. 18.

At a ball in a recently-erected hall, at which the writer was present, owing to want of ventilation the atmosphere in the ball-room to one entering it felt like that of a midden, even although the lights were electric, and this, too, within about an hour and a half after the ball opened. The thermometer was up to about  $70^{\circ}$ , or about  $12^{\circ}$  above what it should have been. An attempt at ventilation was made by having an opening in the window, as per A, Fig. 18, about eight feet down from the ceiling, but the effect was

most unsatisfactory.

Most people seem to be unaware that while a *water* cistern has its bottom lowest, as per Fig. 19, a *foul air* cistern has its topmost, as per Fig. 20. To let out the



*water* a hole is needed in the bottom, as at A, Fig. 19, but to get vitiated *air* out a hole is needed at the top, as at B, Fig. 20, and even then it has to be coaxed out by some of the appliances herein referred to further on.

In addition to the temporary discomfort, and sometimes or oftener than we note, lasting evil from defective ventilation, we now and again—apart from the disastrous effects of foul air and explosions in mines—read in the newspapers of men going into reservoirs of bad air and being killed. As this is being written a newspaper says:—"A man who descended 120 feet into a well, at Boydon in Wiltshire, for the purpose of cleaning it, was overcome and suffocated by the foul air. A man who went to his rescue shared his fate."

An explosion of gas occurred under the following

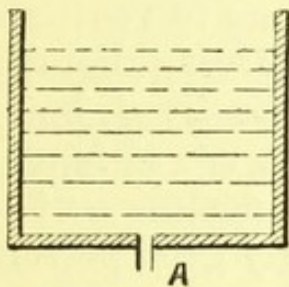


Fig. 19.

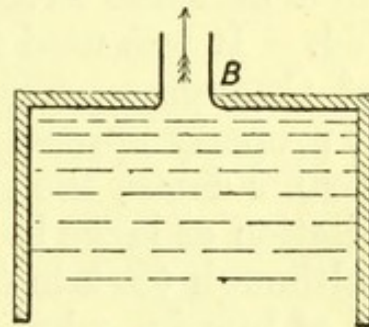


Fig. 20.

circumstances:—The gas was found to be escaping in a room by the servant, who partially opened the window and then went for a gasfitter, after first turning off the meter. When the gasfitter came he lighted a candle, but when it was raised up to near the ceiling the explosion occurred. The top of the window in this case was about two feet below the ceiling, so that there was a considerable space for the gas to lodge. Being lighter than the air it floated on the top for a time, like oil on water. This shows the propriety of having the outlet for the vitiated air as high as possible. Had there been a proper ceiling outlet in this case, all the gas might have gone out at it before the gasfitter had time to arrive.

A match will not burn inside a gasometer, but 10 per cent. of gas in the atmosphere makes an explosive mixture.



## CHAPTER VII.

### IMPROVED SYSTEMS OF VENTILATION. INLETS, ETC.

AMONG the modern pioneers of improvements in ventilation the names of Drs. Desaguliers, Franklin, and David Boswell Reid are worthy of special remembrance.

The first of these invented the fanner or blower, in A. D. 1734. It was used for some time to ventilate the House of Commons. The value of Desaguliers' ideas were not properly appreciated when he lived, but now, long after his death, the return to the use of fanners in the ventilation of large buildings is a compliment to his genius, although too late to do him any good personally. We read of him in, what is to be hoped, were rather exaggerated lines:—

“ Can Britain . . . . .  
    . . . . . Still permit the weeping muse to tell  
    How poor neglected Desaguliers fell !  
    How he who taught two gracious kings to view,  
    All Boyle ennobled, and all Bacon knew,  
    Died in a cell, without a friend to save,  
    Without a guinea and without a grave ! ”

In D. Murray Lyon's "History of Freemasonry in Scotland," we read that Desaguliers died at the Bedford Coffee House, Covent Garden, London (A. D. 1749), and was buried in the adjacent churchyard of the Savoy. General Desaguliers and another son survived him.

The Doctor was a Fellow of the Royal Society, London, and a Past Grand Master of the Masonic Grand Lodge of England, as well as one of its founders, and also assisted greatly at the institution of Speculative Freemasonry in England about A. D. 1717.



Dr. Benjamin Franklin, F.R.S., who died in 1790, *inter alia*, invented the plan of ventilating a room by an opening into the chimney below the ceiling with a shutter to open and close the opening as desired.\* Dr. Neil Arnott has sometimes been credited with being the inventor from his name being coupled with the balanced valve afterwards introduced, and known as Arnott's chimney valve.

Dr. Reid carried out his system of ventilation for the Houses of Parliament in the fourth decade of this century. He also arranged the heating and ventilation of St. George's Hall, Liverpool, in 1854.

By the use of a large chimney, heated up by a furnace at its foot, Dr. Reid drew down the vitiated air from the ceilings of the enclosures to be ventilated, by means of pipes or shafts, and sent it off by the chimney on the principle of the aerial siphon.

Various modifications of or improvements upon the chimney-breast valve are largely in use. Fig. 21 gives a vertical section of one of these; the valves being of silk. They do not make so much noise in shutting as the mica valves do. In fitting these valve boxes into a hole in the wall of a room, immediately under the cornice leading into either the vent or into a special ventilating duct inside of the wall, it is preferable to use and first set in an outer case of galvanized sheet iron about 6 in. or so deep, as at A A, Fig. 21. This outer case is flush with the face of the wall inside of the room, and is made air-tight with lime or cement. Thereafter the

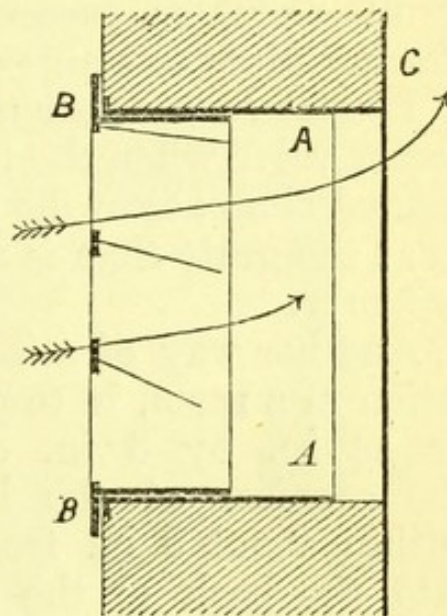


Fig. 21.

\* Franklin is generally credited with being the inventor of the lightning rod. The story of his bringing down lightning from the clouds by means of a kite and its string is both interesting and instructive, as showing from what small beginnings great results flow.



valve box, B B, is slipped inside of the case as shown in sketch. Also see L, Fig. 23.

Where there is a good going vent this valve ventilating outlet is of great service, and works whether fire is off or on. The writer has fitted many of them into offices and other places with good results, the sizes being from about 9 in. by 5 in. to two and three times as large.

These ventilating outlets into vents are of most service where the vent is large in section, say 12 in. or so in diameter, or square. They do well, however, with vents 10 in. diameter, especially when these are made with fireclay pipes or linings, so as to be smooth inside.

It enables more air to be carried off by the chimney-breast valve when the fire is on if the chimney is contracted close above the grate, so as not to let more air in at the grate than is necessary to carry off the smoke properly.

Another way of utilizing the vent to promote ventilation in a room, is to put in a flat pipe 9 in. by  $2\frac{1}{2}$  in. or 12 in. by 3 in. or 4 in. in section from near the cornice, at the back of the plaster, down to within about 9 in. from the floor, and then turn it into the back of the register grate in the fireplace. Fig. 22 shows this plan, c being the flat pipe referred to, and D its inlet. B is the register grate, and A the vent. Of course this outlet pipe c works best and extracts most air from the room when there is a good fire on, and when the grate is tightly fitted in, so that air cannot be drawn in from outside of it. Instead of a register grate a stove may be fitted into the fireplace in such a way as to allow the pipe c to work. When either the grate or stove is not burning provision may be made at the back of the grate to have some gas jets lighted when wished to increase the current or draught up the vent. This is one style of the aërial siphonic system of ventilation, the vent A being the long leg of the siphon, and c the short leg. The explanation of its working is that the weight of a vertical column of the atmosphere from D up to a level with the top of the vent is greater than the weight of the warmer air *in*



the vent A of same height, so that a pressure is put upon the inlet D, and in the struggle to make a balance, a continuous current of air goes down c and up A, the air in the c column being heavier than that in the inside of the vent or A column.

Although the pipe c has been described as being put in at the back of the plaster, out of sight, it may be set up upon the outside of the plaster, and larger than above mentioned. Or there may be two pipes like c put in, one on each side of the grate.

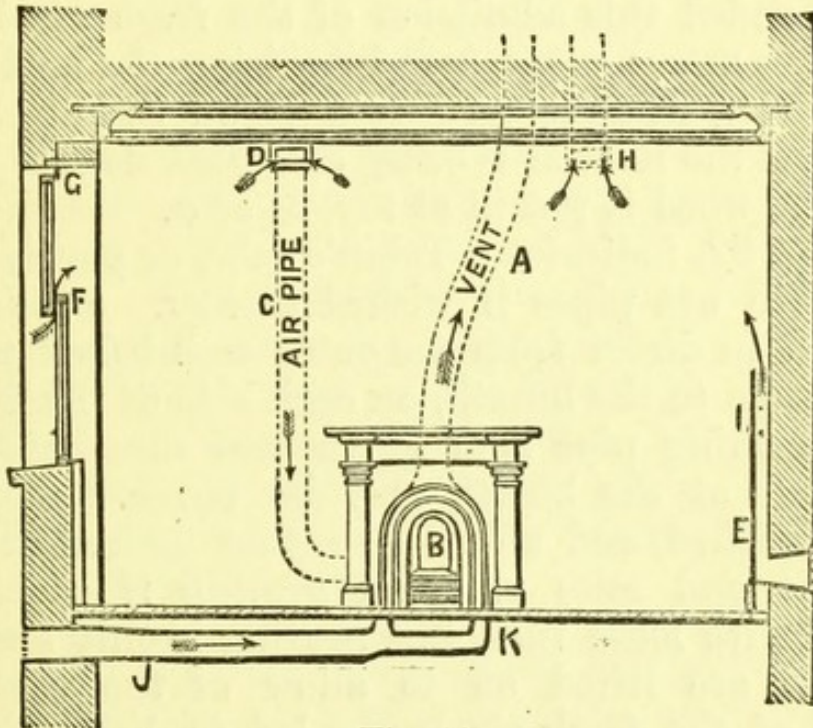


Fig. 22.

H indicates a special outlet ventilating shaft, provided inside of the wall and going up alongside of or between the vents, but quite distinct from them. It may be carried up in the middle of the wall supposing no vents are there. It would be of great service for the ventilation of rooms and offices, &c., and of immense advantage to the general health of the community if provision for carrying off the vitiated air in this way were a *sine qua non* in every house, warehouse, or other occupied building; the law being that this provision *must* be seen to *when the building is being erected*.

F, Fig. 22, shows the fresh air being admitted between



the two sashes of the window; the top sash in this case being pulled down about 2 in., and to prevent the air blowing in over the top of the upper sash, a slip of wood about 3 in., or fully that, deep and about half-inch, or fully, thick, is put in all along the top of the window, either inside or outside, as at G.

The author has had this system of ventilation in use in his own house for the last dozen years or so, and can speak highly of it.\* The inlet F may be regulated as desired from only one-eighth of an inch open, to about 2 in., according to the weather, &c. Dr. Hinckes Bird, recommended this admission of the fresh air between the sashes many years ago, by raising the bottom sash and putting in a piece of wood below it, but this does not allow the inlet at F being *regulated*, as can be done when the wood is put in at top, as at G.

E, Fig. 22, indicates a Tobin's tube, or panel, or dado inlet, with hot pipes if wished as at I. J is fresh-air inlet led in direct from the outer wall below the floor of the room to the hearth, on each side of the fireplace. This incoming pipe is of galvanized sheet iron. The two inlets at the hearth may be covered with loose tiles if wished, and an iron grating underneath each, with hit and miss valve in grating if wished. If covered with loose tiles, this grating is only seen when the tiles are lifted off to allow of the ventilation. Instead of the fresh air being led in below the floor from the side as in Fig. 22, it may come in from below the back of the grate, as at Fig. 24, if the grate is placed at an outer wall. The author had this in his own library and bedroom for the last seven years, and finds it very beneficial. It is kept continually open summer and winter in bedroom—which as yet has only been used for sleeping in—in conjunction with the outlets D and H. A southerly exposure helps this. In mild weather the top sash may be left down a little all night, and air allowed to enter as at F, Fig. 22. Of course one requires to exercise discretion as to neither

\* In *The Builder* for May, 1890, this system is highly commended by the editor.



sitting nor lying in a draught, while during a high wind the window may have to be shut close to keep out the noise; but high winds don't occur every day nor night either. A window on the leeward side might be open a considerable distance, when one on the windward side would have to be either shut or nearly so. Many people virtually elect to suffer ill-health, and shorten their lives, rather than go in for a *little*\* sensible ventilation in their bedrooms. There could not be a greater mistake. A healthy man who has congenial work to do, and can do it, may be ten times happier than an unhealthy king; but bad health starts the problem:—"Is life worth living?"

Fig. 23 shows the design in Fig. 22, worked out for a two-flatted house, the four ventilating pipes or channels H H H H being seen going up between the vents, and so getting the benefit of their heat when the fires are on. When the fires are off the windows are often more open, when the pressure of the wind is got to help the up-current in the ducts H. L indicates position of an air ventilating outlet into the vent as often put in by myself for offices, especially with the style of valve shown in Fig. 21, where the mode of fitting in the valve is explained.

If in some particular case it is desired to help or increase the speed of the current up the pipe H, this may be done by having this pipe H carried down to z, where provision is made to light one or more gas jets inside the flue. Of course provision might be made to have the gas jets up near the cornice and inside the flue, which would have the best effect although a little more troublesome to light. It is understood that, especially if gas jets are to burn in any of the H outlet ventilating shafts, these shafts are to be either of fireclay or iron pipes. Provision against fire would also have to be taken.

The air ducts ought to be as smooth as possible inside, so as not to spoil the up-current by too much friction.

\* Good air and good food are both good, but a foolish person may take too much of a good thing.



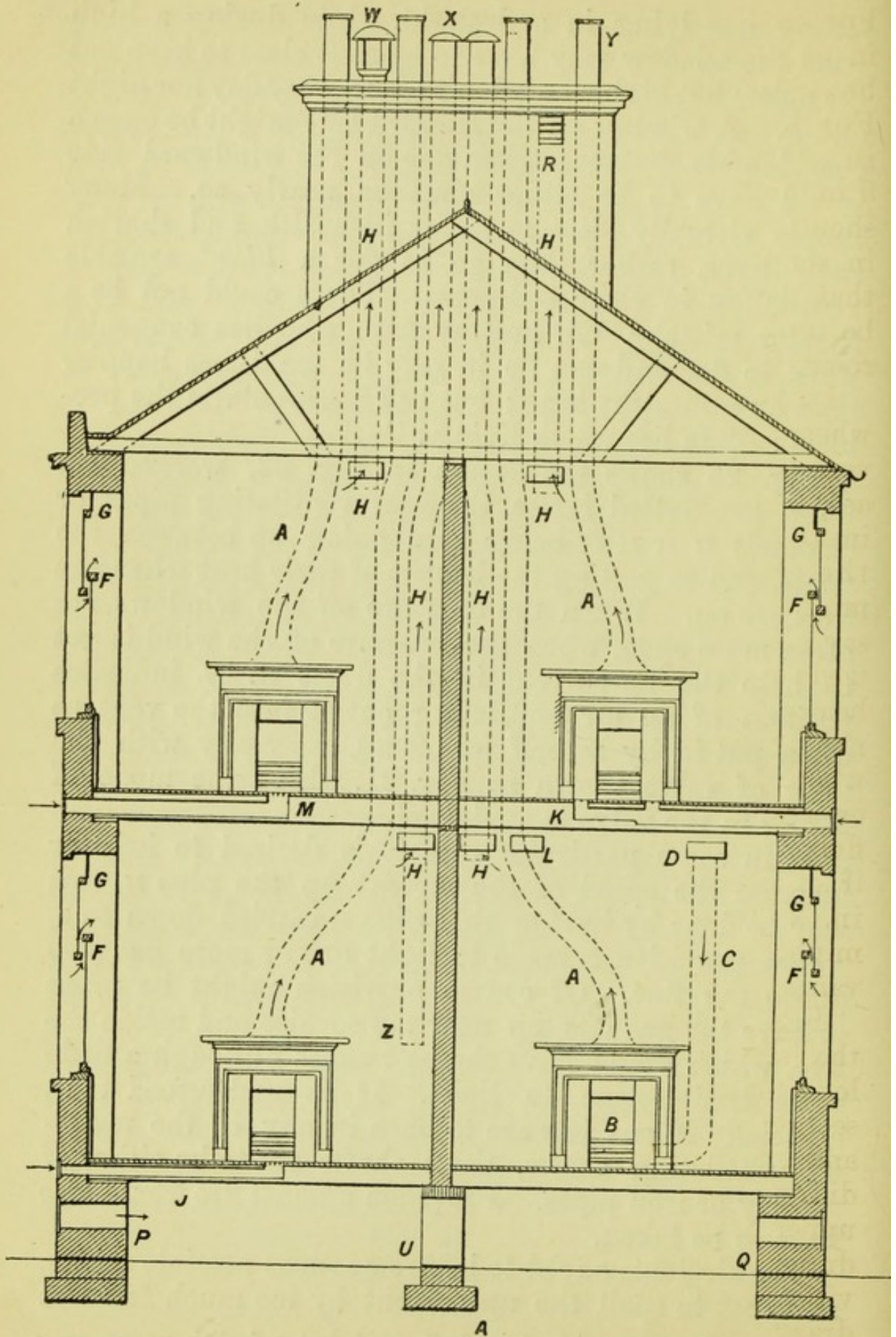


Fig. 23.



For small rooms in small houses 7 in. diameter flues put in as per H, would be a great boon. For larger rooms in large houses 9 in. or larger pipes should be used, and in some cases more than one flue might be used for a large room. (See p. 125).

In some cases where as large a ventilating air flue as possible is wished inside the wall, then the pipe or flue might be made of, say, No. 20 galvanized sheet iron, or heavier if expense not grudged. *E.g.* where only a 9-in. or 9½-in. diameter flue could be put in if of fireclay, an 11 in. diameter flue might be got of galvanized iron.

Fig. 24 is part of the same design in longitudinal vertical section, as Fig. 23, and showing in addition, that for an upper room—say a drawing-room. The vitiated air may be drawn off from the centre of the ceiling of the room in two ways, as most

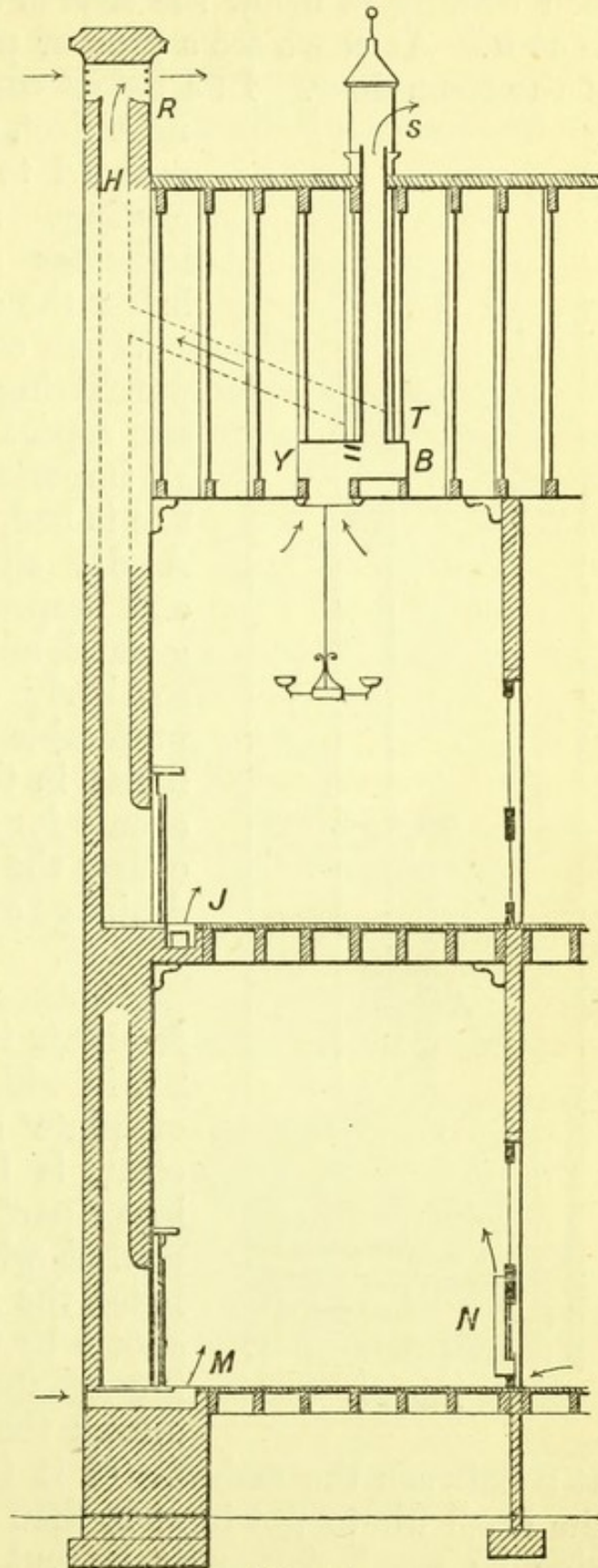


Fig. 24.



suitable, or as wished. In Fig. 24, the fresh air is seen coming in below the hearth stone from the gable, as at *m*. At *n* we see a pipe or panel inlet at the back of the room door. In a recent case, where privacy was

no object, the panel was recommended to be a fresh air inlet grating. *r* in Figs. 23 and 24, indicates style of the outlet below the chimney cornice.

When considering as to either purchasing or leasing a house, site aspect and surroundings are all important. A damp clayey site is bad, and especially if low. A dry site is generally good, and especially if on rising ground, and a little elevated. A southerly out-look is generally preferable for the front of the house in this country, or at all events for the living rooms. Of course the state and style of the drainage ought to be particularly seen to.

Another style of the window fresh-air inlet is shown in Fig. 25, in which a board or a piece of plate glass *A*, obscured or clear, is fixed in front of the lower part of the bottom sash *B*, so that when said lower sash is lifted the fresh air comes in as shown by the arrow *c*. The lifting of the lower sash *B* also

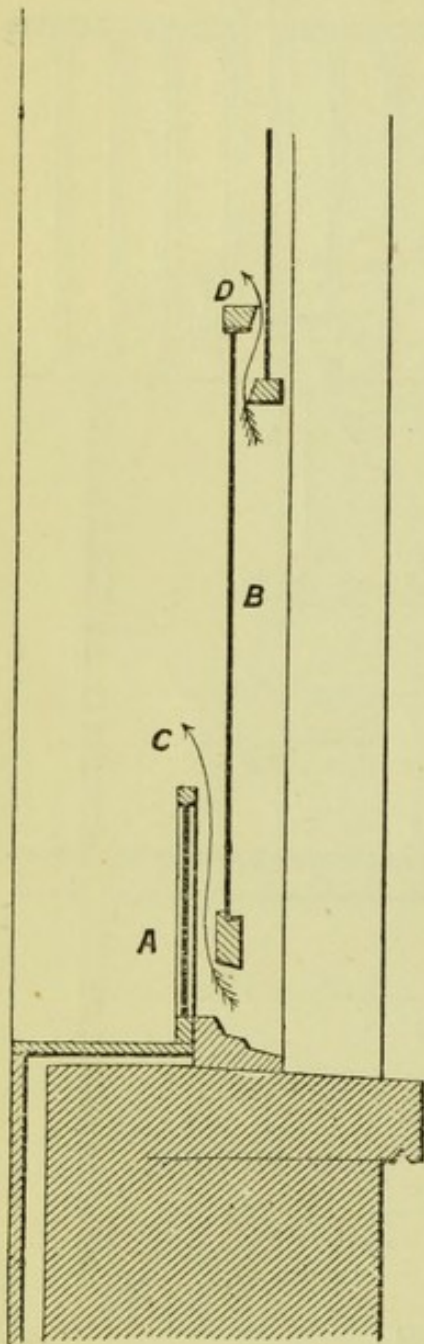


Fig. 25.

allows the fresh air to come in at *d* between the sashes. If it is not desired to allow the fresh air to get in at *d*, then a fixed piece of sheet zinc or wood, &c., may be put in on the top of *d*, fitted close to the glass to prevent the air coming in at the opening at *d* when the lower sash is lifted. Or this



piece of sheet zinc or wood may be so fixed, in either one or two pieces, with a hinge or hinges, so that the fresh air may be allowed to come in at D or not as wished. Some Glasgow schools have Fig. 25 inlet.

It does not do to have too much window area in schools or churches, &c., where people sit, as the air in cold weather may be cooled too much by coming into contact with the cold glass.

In some buildings this cooling of the air by the glass is found so disagreeable that double windows are put in, the air between forming a first-rate non-conductor.

Instead of the double window, it often does well to have hot-water pipes A and B in the window bossing, as shown in Fig. 26, the fresh-air inlet from the outside being at c. The entering air may

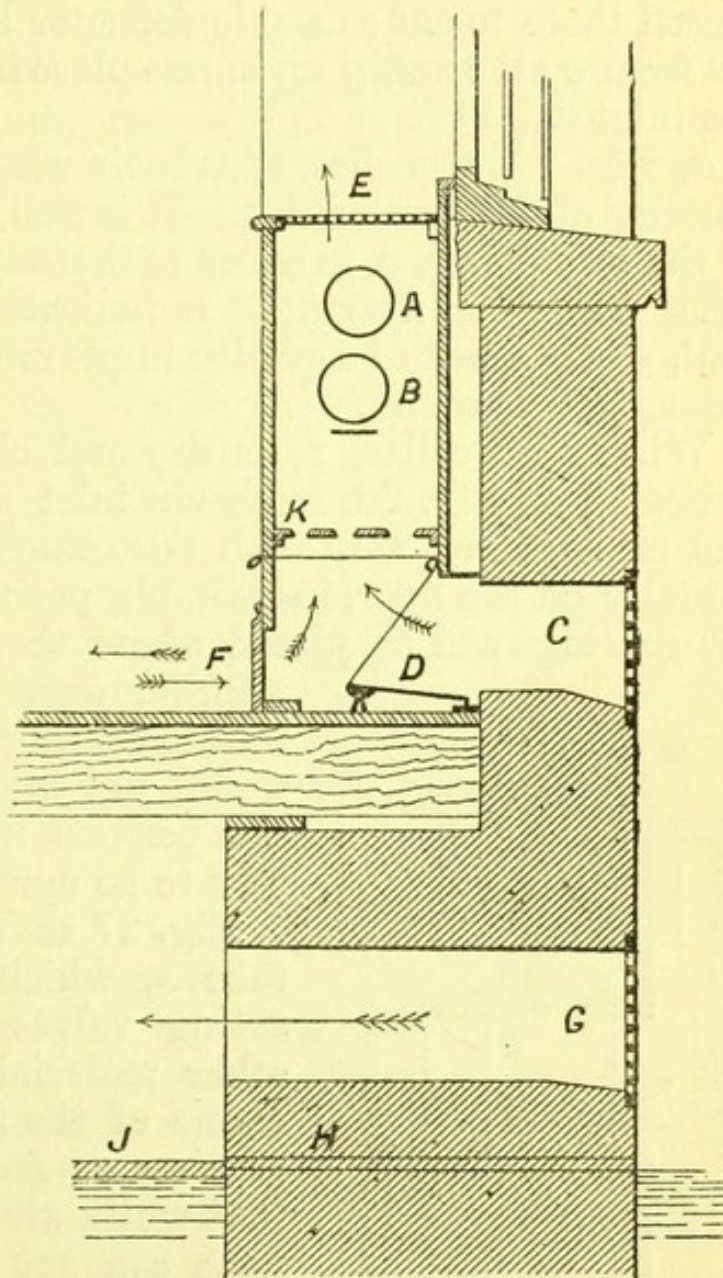


Fig. 26.

be shut off either by a hinged valve D, or there may be one or more large hit and miss valves at E.

When the valve D is shut the valve F may be open. In some cases the air may come in from c through F.

As a preventive of freezing the water may have an



alkaline solution in it—say chloride of calcium—and under the pipes a narrow slip of wood may be fixed, a little below the pipes, to prevent the cold air from striking the centre of the bottom of the piping.

K indicates that a wood board, about 2 ft. or less or more long, with a number of  $\frac{3}{4}$ -in. holes in it, may be placed there to act as a side deflector by preventing the air from c all coming up in one place immediately above the inlet c.

G, Fig. 26, also shows fresh-air ventilation below the flooring of the ground flat. It is well to have a number of these gratings, G, in order to thoroughly ventilate the space below the flooring. H indicates damp course in wall, and J a bed of asphalt to prevent damp rising up through the ground.

Where this cellar, L, is dry and clean, and done as indicated in Fig. 26, fresh-air inlet gratings, with hit and miss valves, may with advantage be put in horizontally on the floor, in suitable positions, especially if the gratings can be placed where there would be little

walking over them, and where the upcoming air from cellar would not blow in or up upon the persons in the room in a way to be uncomfortable.

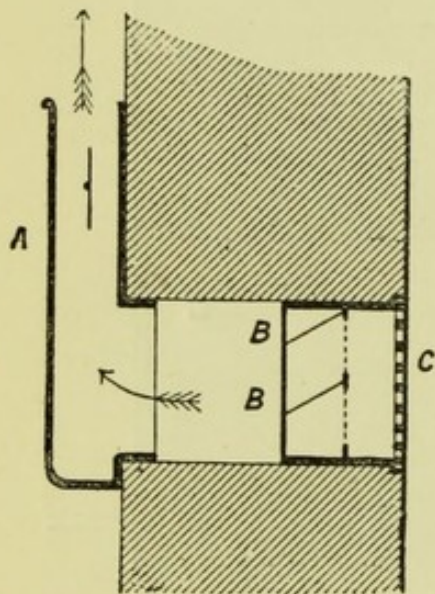


Fig. 27.

Fig. 27 shows a short Tobin's tube A, which may have self-acting valves B B of silk or other material attached to the frame of the metal outside iron grating or fresh-air inlet c, so that while air may get in here none can get out. The insertion of the valves B B is done to stop a cross draught at a low level (especially where the

Tobin's tubes are placed on opposite walls of a room, hall, or church), and to cause the pressure of the incoming air if any to be exerted on the proper *high level* outlet or outlets, so as to help in causing



the vitiated air to go out at the ceiling and before it falls.\*

Although certain objections and precautions have been referred to in relation to the use of the windows as fresh-air inlets while the schools or halls, &c., were occupied, yet, especially for schools, the use of the windows for supplying ample provision for quickly flushing the rooms in the intervals when the pupils were out is to be highly commended. A number of the Glasgow schools are well provided in this respect, although, as it seems to the writer, the fixed provision for outlet ventilation when the schools are occupied was very deficient.† Some of the schools have the flushing arrangements at the top of the windows, as per Fig. 28, or the top sash may be simply pulled down in the ordinary way.

With Figs. 28 and 29 styles the windows may be sometimes opened for a short time with advantage, even when the pupils are in, as on a hot or close and warm day in summer or autumn, when it is certain there is no wind to cause a draught. An open window on the leeward side of a room might do no harm where one on the windward side would.

In the new edition of the "Encyclopædia Britannica," Professor J. A. Ewing, in the article on Ventilation, says:—"With regard to inlets, a first care must be to avoid such currents of cold air as will give the disagreeable and dangerous sensation of draught. This danger is sometimes most insidious—people sometimes catching cold before they are aware of it."

\* In the *Building News* for August 29th, 1890, the question is asked:—What causes the air to ascend a vertical or Tobin's tube? The reply to this might be:—The same cause that makes it sometimes descend, viz. *pressure*. Pressure causes motion of the air in the tube towards the point of least resistance. Ergo the pressure of the wind on the windward side of a building with Tobin's tubes in it will send the air up these Tobin's tubes on the windward side of the building, and, especially where there is not sufficient or proper provision for outlet ventilation, the air may be forced down and out through the Tobin's tubes on the leeward side of the building.

† Judging from a school now erecting, improvements will be made in the future.



Instead of having the folding-in inlet at the *top* of the window, or in addition to it, the inlet may be at the *bottom*, as in Fig. 29. Each side of the opening pane, or opening sash, in Figs. 28 and 29 should be closed so as to prevent the air coming in at the *sides* of the hinged opening.

In the Society of Arts Hall, London, Mr. E. C. Robins, architect, in 1883 fitted in a "dado" system of long fresh air inlet, across one end of the room, with several openings, *A*, through the outer wall, for the admission of the fresh air. Each of these horizontal openings, as

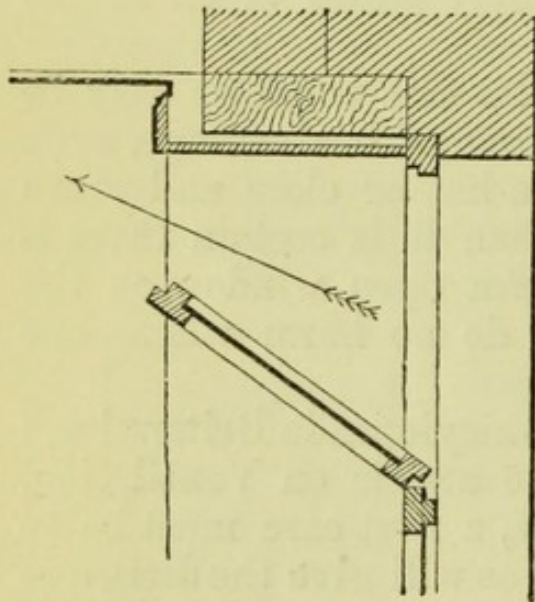


Fig. 28.

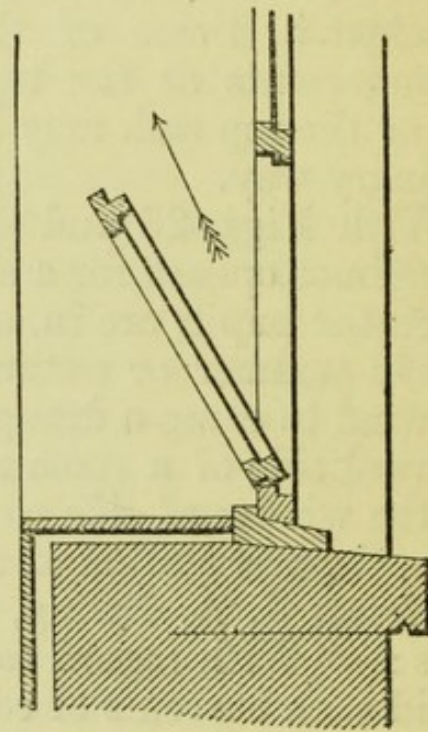


Fig. 29

shown at *A* in longitudinal vertical sketch, Fig. 30, debouches into an expanding upright duct, *B*, which, by causing the incoming air to spread out greatly curtails its initial velocity. All these coned ducts, *B*, open up into and below the long inlet grating, *c*, through which the air enters the room.

Inside each vertical duct there is a hot-water worm pipe for heating the incoming fresh air in cold weather. There are also screens, *D*, Fig. 31, for filtering the air, so as to keep out dust and smoke flakes. These have to be cleared at intervals or they would become choked



up; so unless it is intended to attend to them they would be better omitted. When the work is finished

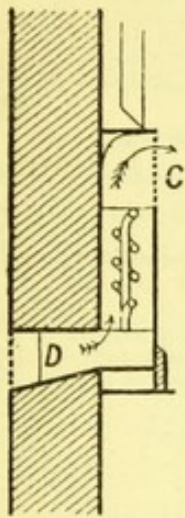


Fig. 31.

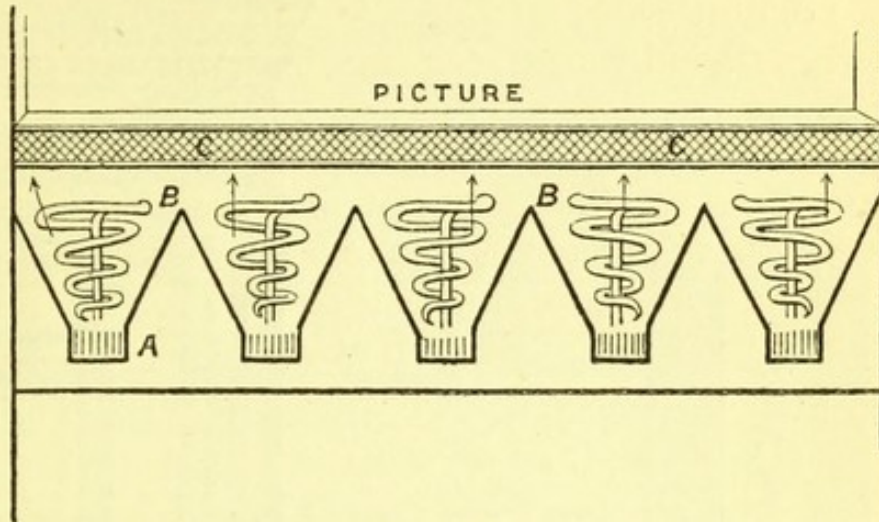


Fig. 30.

the coned ducts and heaters are not openly visible, being boarded up in front on side next room.

Fig. 31 is a cross vertical sketch showing the grating, c, set in vertically, as is necessary in this case owing to

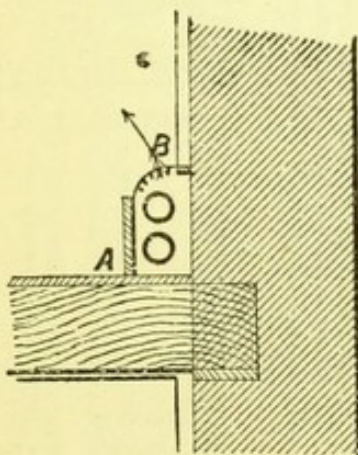


Fig. 32.

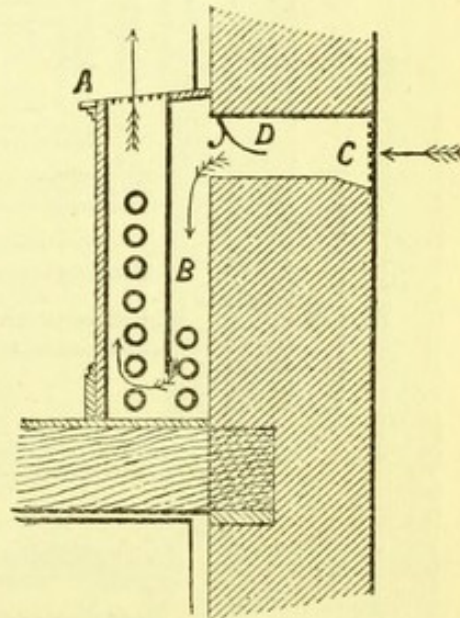


Fig. 33.

the large valuable painting above. In other cases, however, the grating may be put in horizontally, so as to let the incoming fresh air rise vertically.

In the Liberal Club, Glasgow, a long skirting, or low



dado, was put in in October, 1887, along one side and

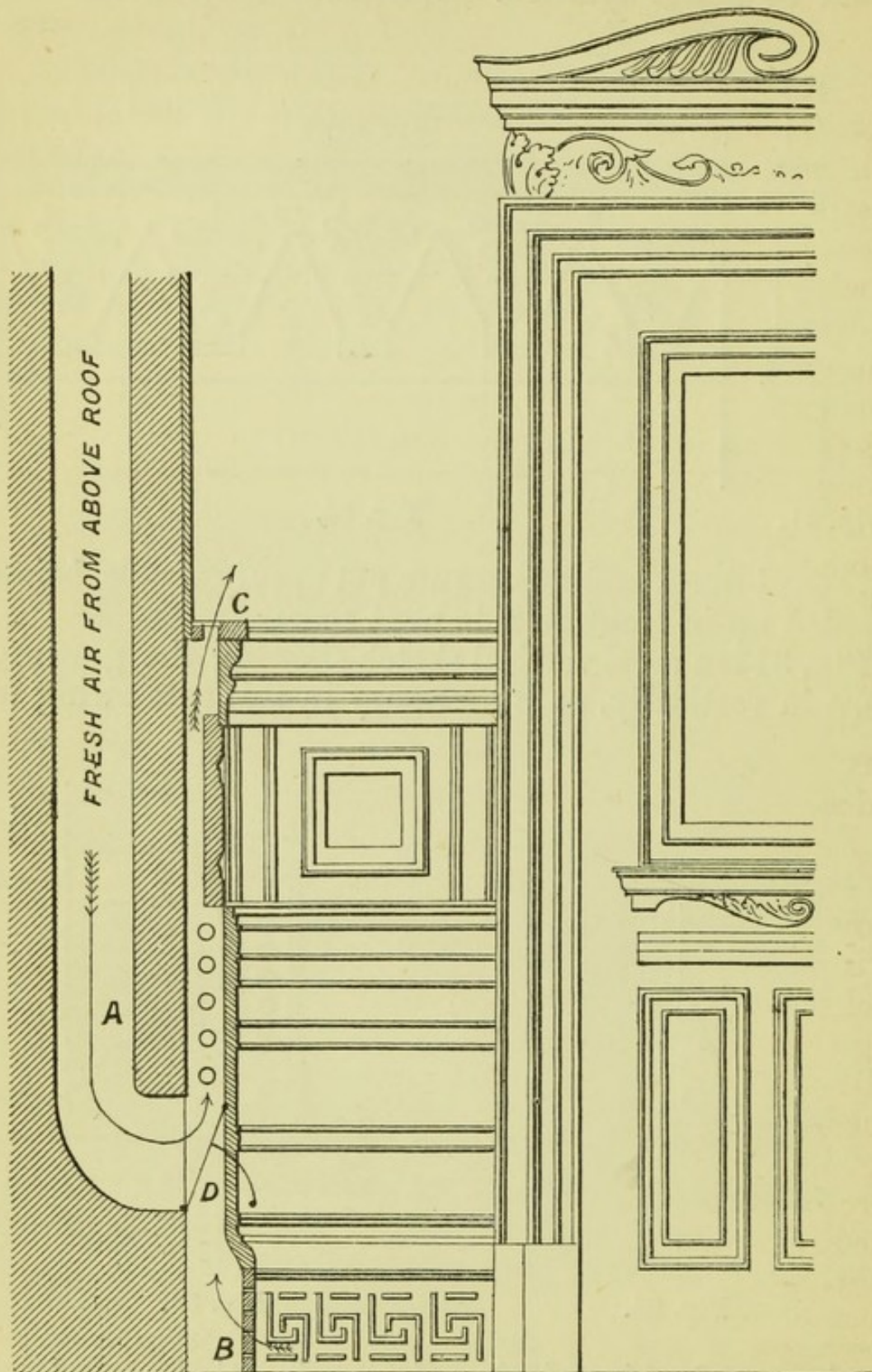


Fig. 34.

end of the room, as shown in Fig. 32, which skirting, A, stands out about six inches from the wall and has an



iron grating all along its top, as indicated at B. Inside the skirting are hot-water pipes for heating the air.

In "Technical School and College Building," by Mr. E. C. Robins, F.R.I.B.A., published in 1887, there is a large amount of valuable information in connection with ventilation and warming. The work is lavishly illustrated. The author approves highly of using the spaces in front of windows for bringing in the fresh air. To warm this air, if wished, there may be a stack of hot-water pipes fitted in at the window. Fig. 33 is from an illustration by Mr. Robins, showing the fresh air coming in from the outside, and first deflected down and then made to turn up, and in its course passing through rows of 1 in. diameter hot-water pipes, fixed behind a dado. This plan tends to spread the air before it comes out at A.\*

Fig. 34 shows the system of dado fresh air inlet along wall in the saloon of the Town Hall, Greenock, as executed by Messrs. H. & D. Barclay, architects, Glasgow, in A.D. 1883. In cold weather the fresh air is warmed by coming into contact with the hot-water pipes. The bottom arrow, B, indicates that air may be let in at the skirting near the floor level inside, when wished, by shutting the valve or door D.†

Dr. D. B. Reid, in 1845, published a style of dado inlet, as per Fig. 35, the wooden dado being pierced with a large number of holes in its face. To retard the velocity of the air

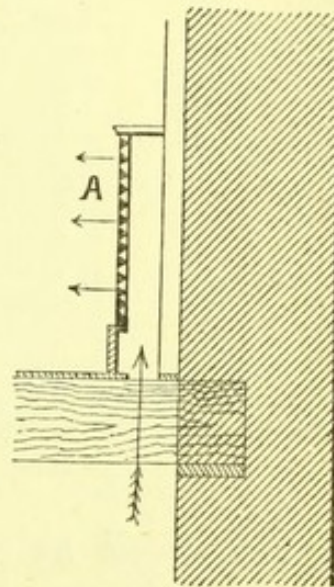


Fig. 35.

\* Mr. Cormack, heating engineer, Glasgow, objects to the cold incoming air requiring to pass down through the hot pipes in the "B" division next the wall. He says the three pipes there tend to reverse the current at times.

† A patent was taken out in 1888 for a dado system of fresh air inlet, but the dado inlet was in use long before, as referred to above, in Mr. Robins' and Messrs. Barclays' works, and also at schools in Dundee and Aberdeen. All are free to use plans published and in public use prior to the date of a patent.



coming in through the holes, A, these holes might be coned or expanded towards the interior of the room. This might do for a picture gallery, or place where people were *walking* about; but it would be somewhat dangerous for persons to *sit* near such an inlet, as in a school or church.

In schools or other buildings where there are some feet less or more of vertical space below the floor that is unoccupied, this space, or cellar, A, Fig. 36, if kept clean, and also asphalted or cemented on bottom, might




Fig. 36.

do very well as a chamber from which to draw the incoming fresh air. This chamber might help to heat the air a little in winter and cool it in summer. In the latter case, the cooling might be occasionally assisted by the use of the water-hose or spray, to wet or wash the whole surface of the asphalted with clean water.

There may be hot-water or steam pipes in this cellar, or space A below the floor, in Figs. 36 and 37. B indicates fresh air ventilating openings through the outer walls, c position of air inlets up through floor to rooms or hall above, which are to one side of the inlets,



B, in same wall. Openings may be made in the floor, with hit and miss gratings in other places, or in place of the c openings, as most suitable. Fig. 36 shows a ground plan, and Fig. 37 shows vertical section of one end or side, A being the cellar in each case, and c one style of fresh air inlet into the room or hall, D: G indicating a different style, rising up through the floor with a hit and miss valve; E is damp course. The outlet for the vitiated air is off top, F, of the room, as

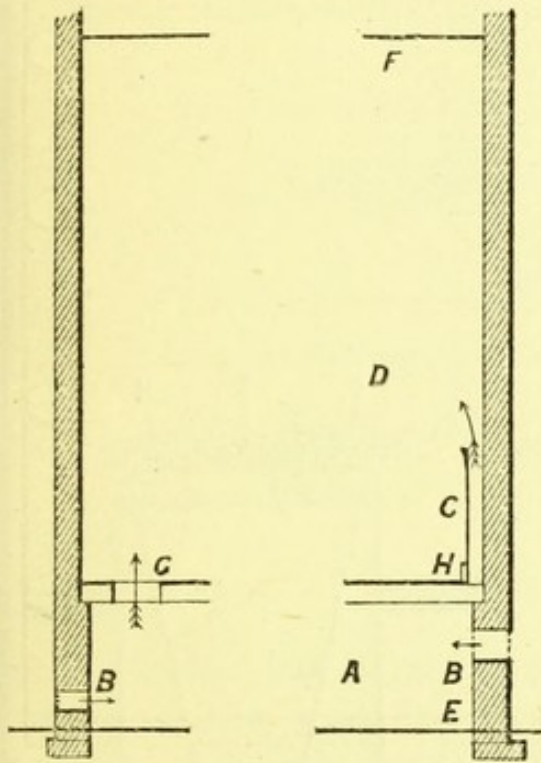


Fig. 37.

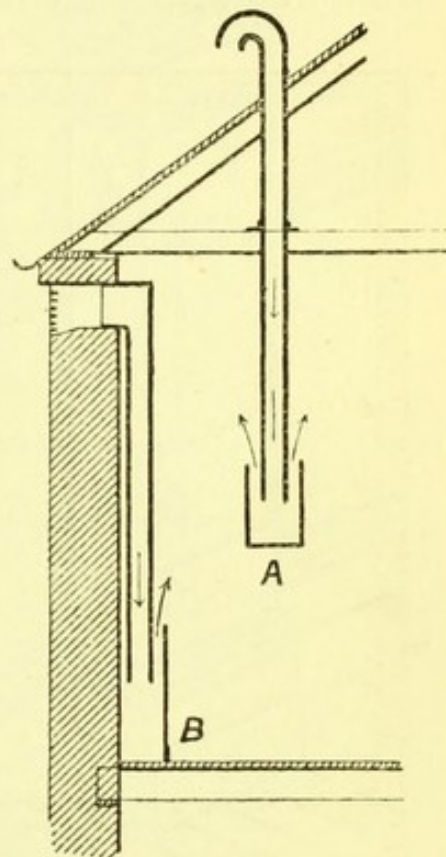


Fig. 38.

per Fig. 48. s, Fig. 36, might be position of a Sylvester gill-stove, or there might be one or more coils of hot-water pipes; j, Fig. 36, indicates that the fresh air inlet, B, at outer walls in place of being left flush with the wall inside may be carried forward some feet, if wished. In doing this it must be seen that there are no "dead" or unventilated portions left in the cellar. The inlets c c, Fig. 36, instead of having Tobin tubes, may be the window bossings boarded in, and with hot-water coils inside.

Fig. 38 indicates styles of bringing in the fresh air



from a higher level—making it come down and then turn up.\* Ice, scent, or disinfectants may be placed in the lower part, in vessel or dado A or B.

It is to be understood that various modifications of these various styles of inlets may be used as most suitable in the circumstances. *E.g.*, the Tobin's tubes may either be put in all the same width vertically, as per

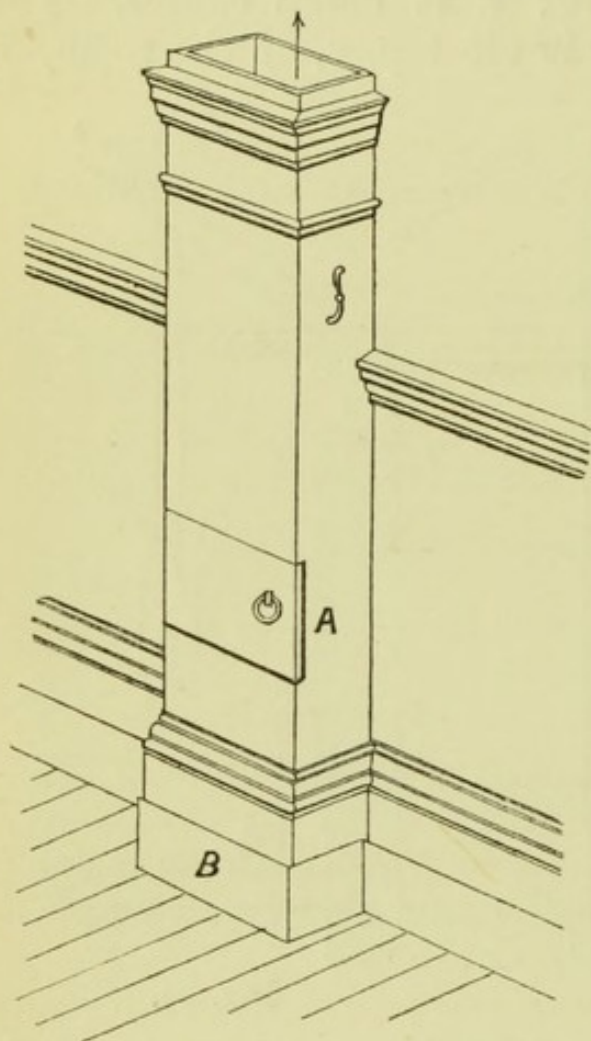


Fig. 39.

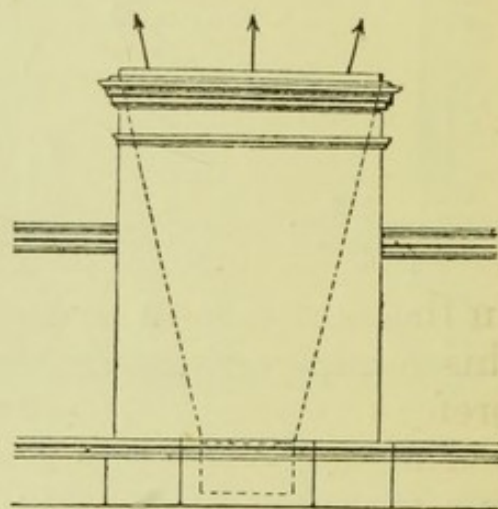


Fig. 40.

Fig. 39, or expanding outwards towards the top, as per Fig. 40; the intention of Fig. 40 style being to make the air come in more slowly, where that is desired, so that it may not be felt so much as a draught.

In some cases the Tobin's tubes might have a hinged or sliding door, as at A, Fig. 39, so as to let the air in

\* In some cases the inlet pipe c may be allowed to flow down open or towards the floor, the part A being omitted. Or the dado B may either be omitted or have an opening or openings at its base.



at this door, when wished, in a horizontal direction. When so let in the air should be directed away from persons in the room. When Tobin's tubes, or dado inlets, are fitted into schools especially, it is advisable to make provision to get into the bottom of them readily, to take things out that may be put down by some of the tricky scholars. These Tobin's tubes require to be of a size and number to suit the place to be ventilated. In cross sections they may be 9 in. by 3 in., 12 in. by 3 in., 12 in. by 4 in., 15 in. by 3 in., 15 in. by 4 in., 18 in. by 3 in., 18 in. by 4 in., 36 in. by 4 in., and so on.

Fig. 41 shows a Sheringham fresh air inlet ventilator.

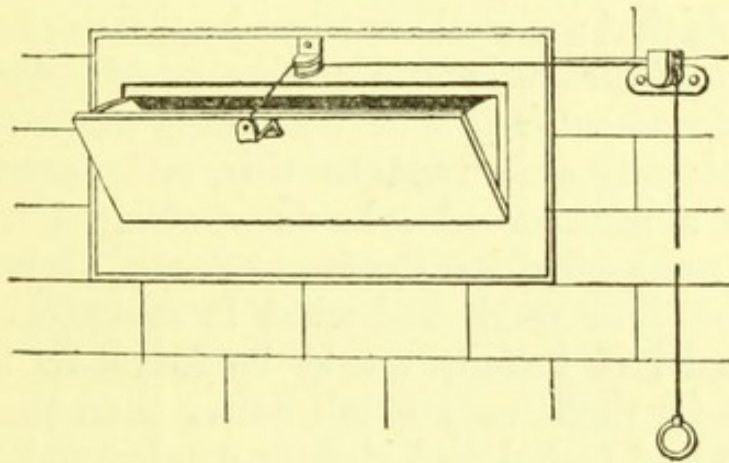


Fig. 41.

In the sketch the valve is shown open. In some cases this appliance may be used as an outlet, although I prefer to use Fig. 21 style for outlets.

The aim of good inlet ventilation may be summed up in a sentence, viz., a large or requisite amount of fresh air, to be admitted slowly, and of a temperature and in a manner so as to be both comfortable and safe, and therefore hygienic.

The styles of ventilation we have been describing belong to the atmospheric, wind-acting, or automatic systems. It so happens that Professor Carnelley, F.C.S., Professor of Chemistry in the University of Aberdeen, has been lately engaged examining the air of a large number of schools in England and Scotland, and as the result of his examinations has asserted that



the air in all the automatically-ventilated ones was bad, and therefore all schools ought to be ventilated by mechanical means. Now if the automatically-ventilated schools examined and referred to had their ventilation carried out in some of the foolish, inadequate and bad styles hereinbefore described and condemned in Chaps. V. and VI., it is no wonder Professor Carnelley should have found the air in them to be very bad, and most unwholesome both for the teachers and the pupils.

It does *not* necessarily follow, however, that because the great majority of the schools hitherto "ventilated," or pretended to be so, upon the automatic system are badly and insufficiently ventilated, that therefore there are no schools that are well ventilated upon the automatic system, *or that the automatic system could not give good and satisfactory results if it were properly carried out.*

I have already demurred to this, and asserted that there were a number of schools ventilated with my appliances, none of which Professor Carnelley had tested when he wrote or published what is stated above, but which schools, if tested, would be found to have the atmosphere in them very much better than those other bad ones he had tested and rightly condemned.\*

Where the style of and provision for ventilation are bad and too small the effect will not be satisfactory whether the means be automatic or mechanical.

I have just visited a mechanically-ventilated school where the air felt very bad, and, as I considered, because the outlet or exhaust ventilating-pipes were too small—*e.g.*, for one large room serving for 130 pupils there were only two 9-in. diameter outlet ventilating-pipes. This size of pipe was much too small, especially as these branch pipes were a long distance from the exhaust fan and the main pipe.

Where the mechanical system was good both inlets

\* Professor Carnelley wrote to me requesting a list of schools ventilated with my appliances, which he intended to test, but I fear he has been unable to manage this, and now he has suddenly died, on 27th August, 1890, at the early age of 37, prematurely closing a bright and highly promising career. The rising generation have lost a friend.



and outlets were large. It surely follows therefore that where an automatic system is adopted for ventilation the provision should also be ample—in fact, *greater*, short allowance giving unsatisfactory results.

Ventilation of schools by mechanical means is more expensive than the automatic system, and especially for small schools. It is more appropriate for some of the extra large schools in cities, especially where these are set down in a position that is confined, or not airy.

Some of the large city schools are two or more storeys in height, and serve for from 1,000 to 1,500, or more, scholars; while many of the country schools are only one or about seven hundred or less.

To force small country schools of only one storey to adopt a mechanical system of ventilation would be a hardship owing to the first and *continuous* expense, and is not necessary, more especially if there be any truth in what the architect, the head-teachers, and the School Board agree in stating about the public school at Blairgowrie, in Perthshire (which was examined by me in December, 1885, and thereupon improved). The architect, Mr. Lake Falconer, wrote in 1886: "The ventilation of the public schools is now excellent. The self-acting valves are doing splendidly. The teachers are delighted with the pure atmosphere in the rooms; it is so different from what it was formerly."\* He also remarked:—"In regard to ventilating a school by means of a fan driven by a gas or other engine, had we adopted it here we would have been put to a ridiculous expense, and could not have got better ventilation."

The Blairgowrie school serves for about 600 pupils. It stands on high ground and well exposed to the wind and fresh air. The ceilings are about 19 ft. high. The ventilation was improved in June, 1886, on the plan for outlets shown in Fig. 47, and with Tobin's tubes for inlets. Were the work to be done now I would recommend the provision for outlet ventilation; that is, the size of the outlet pipes and ventilators to be larger

\* It was only nominally and badly ventilated before this in the Fig. 9 style already condemned herein.



than was supplied in 1886.\* Possibly an improvement in this direction may yet be effected if considered necessary by changing the position of some of the present ventilators and pipes and putting up a couple or so of new larger-sized ventilators with pipes to suit. As the school is, however, it is an immense improvement upon what it was in previous to May, 1886. I think mechanical ventilation would be quite superfluous here. The schoolrooms are heated by low pressure hot-water pipes. Heating by large hot-water pipes (low pressure) is the most generally used method, and the best.

A new secondary school has just been erected at Cambuslang, near Glasgow, Mr. A. Lindsay Miller, Glasgow, being the architect, where the ventilators illustrated in Fig. 64 † have been set up above the ridges—viz., six 30-in. diameter ventilators with octagonal base for 18-in. diameter piping, and one 27-in. diameter ventilator for 16-in. pipe. This makes provision for carrying off the vitiated air at the rate of about 3 square in. of outlet area for each of the 568 pupils.

Fig. 42 shows the ground plan of the school.‡ The fresh air inlets are indicated by the dotted lines A. These inlets are below the floor, as shown at A, Fig. 43; they are long wooden ducts, about 15 ft. long by 14½ in. wide, and 12 in. deep. There is one below each window of the schoolrooms. These wooden ducts allow the fresh air to enter into the dark area, or space below the floors, from the iron gratings B,§ set in the

\* My ventilation-calculating formula—explained farther on—was not in existence then, not being brought out by me till the autumn of 1887.

† These look exceedingly well in this case, being in thorough harmony with the style of the architecture of the building. See Fig. 65, page 95.

‡ A surface area of 10 square ft. is allowed for each scholar. With the height of the room, 14 ft. at least, this gives 140 cubic ft. for each pupil. Professor Hay, of Aberdeen, asks for 200 cubic ft. for each. The height of the ceiling at Cambuslang new school is however, 16 ft., giving 160 cubic ft. See footnote, page 144.

§ There are twenty-seven of these gratings, each 16 in. by 13 in. In addition to these there are nine other gratings, each about half that size. The latter have no wooden ducts.



face of the wall, as shown in Fig. 43. The depth of this space ranges from about 30 in. to about 5 ft.

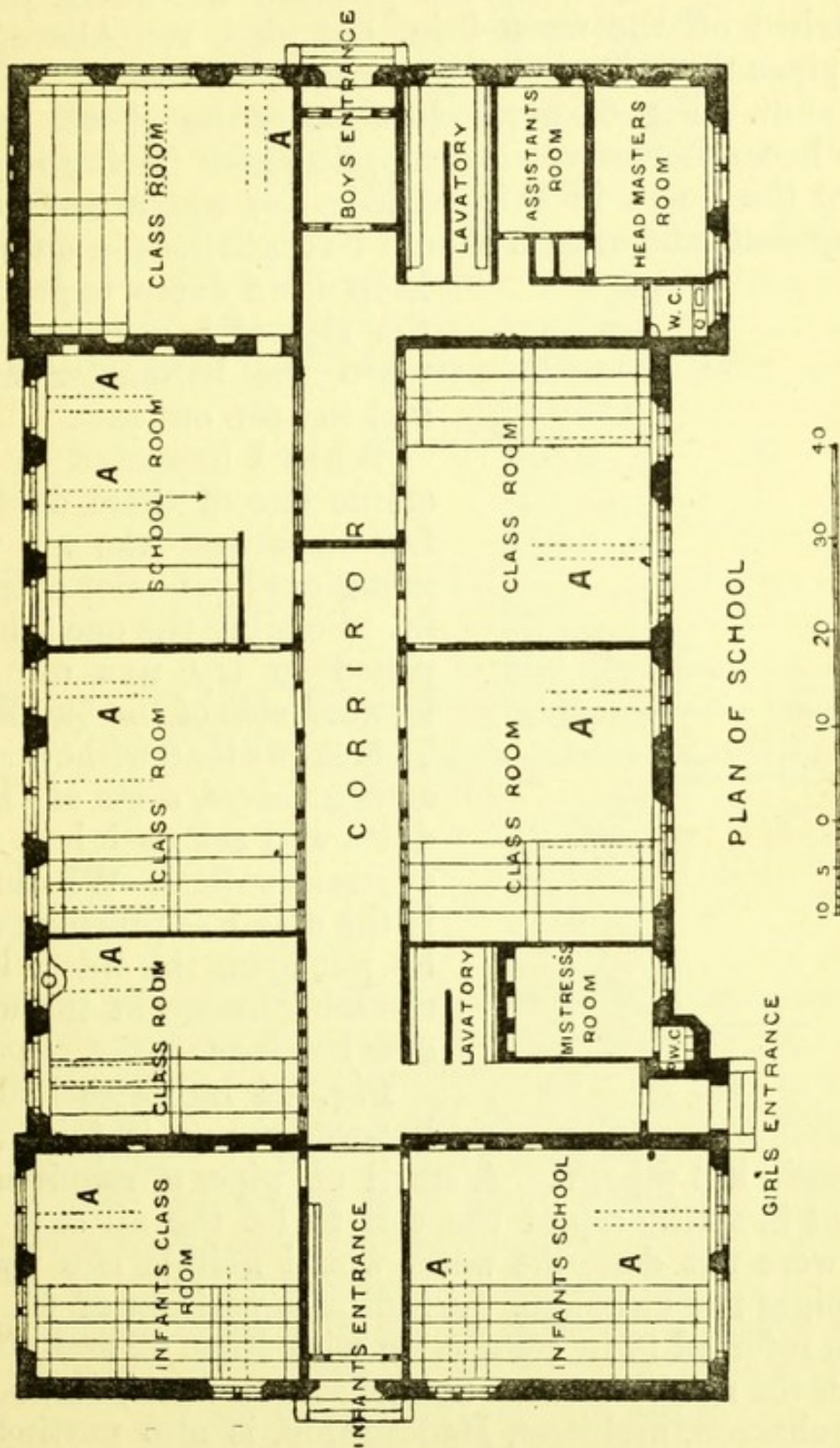


Fig. 42.

After the air has blown into the space below the floor it comes up at each window, as indicated at D, Fig.



43, there being provision in each window bossing to heat the air in winter or in cold weather, by means of a coil of ten 3-in. low-pressure hot-water pipes, branched off the main 3-in. hot pipe, *F*. Above the hot pipes there is a metal grating, *E*, with valve to open and shut. Fig. 65 gives elevation of the school.

When schoolrooms are supplied with fresh air from below the floors in this manner, the whole surface of the ground underneath should be asphalted, in order to

keep down damp, to prevent the rise of bad ground air when the barometer falls, and to keep out rats.

When I happened to examine one of these ducts a few days ago, the air was going out by it—not coming in. Possibly the one I happened to try was on the leeward side of the building. This shows that, without self-acting valves, some of these ducts will act as inlets and others as outlets. When this is the case less pressure will be put upon the inlets into the schoolrooms at the window bossings.

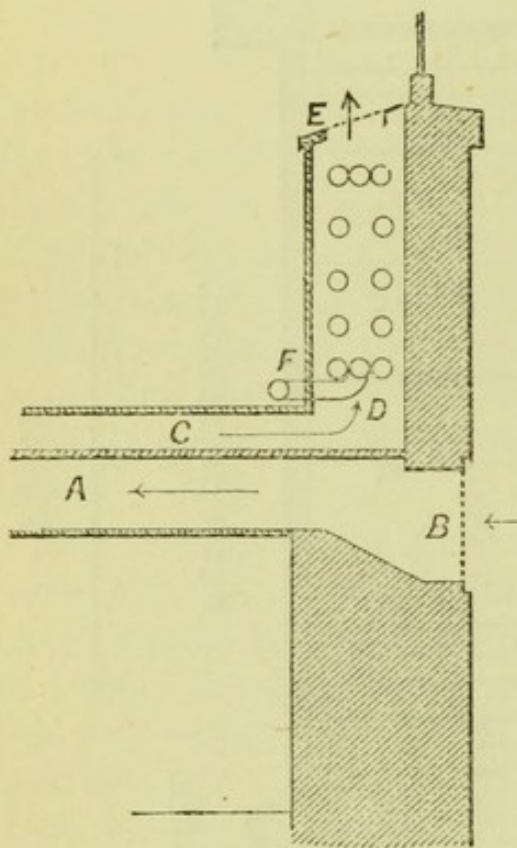


Fig. 43.

Fig. 44 indicates how a hot-water coil is joined to the main hot pipe, *F*. A small air pipe, *G*, requires to be put in at the top of the coil to let the air out. If this were not done the water would neither rise up in the pipes nor circulate. *A* indicates position of the air ducts referred to in connection with Figs. 42 and 43.

For the new Landward School at Galashiels, Mr. John Farquharson, architect, Haddington, is also putting in exhaust ventilators in Fig. 64 style, with self-acting anti-down-draught valve-boxes. For the largest room, for 110 scholars, he is fitting up a 36 in. No. 2 octagonal



base ventilator, with 22 in. main up-cast pipe ; the large 22 in. valve-box, as per Fig. 90, having three inlets from the three ceiling openings, and one outlet. For the other three rooms there are two 27-in. and one 24-in. ventilators, with 16-in. and 14-in. diameter piping, and anti-down-draught valve-boxes to suit. The provision for outlet ventilation here will be at the rate of  $3\frac{1}{2}$  square in. for each pupil, which is the largest I yet know of for any automatically, or naturally, ventilated school in the kingdom ; the piping, &c. in the generality of cases being far too small.

This provision of 3 in. and  $3\frac{1}{2}$  in. for these country

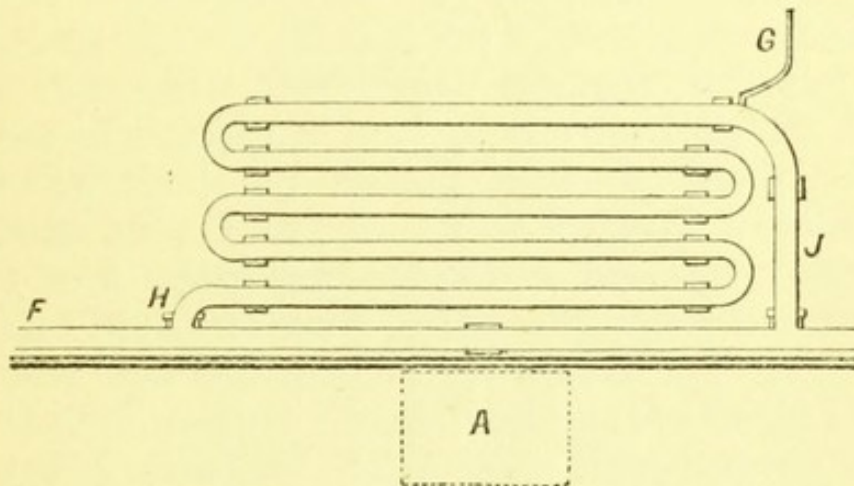


Fig. 44.

schools points a powerful lesson in the right direction, not only to other country schools but also to our schools in large cities, most of which have far less provision than this for carrying off the vitiated air from the school-rooms ; in those I have examined only about  $1\frac{1}{4}$  square in., or less, for each pupil, when the real allowance should have been as much as 5 in., or more.\* Perhaps when those who are responsible for this state of matters hear or read of this, they will "tak' a thoct and mend," not merely for their own credit but also for the reputation of the communities they repre-

\* Since writing the foregoing I have seen a new Glasgow school now building with more than the  $1\frac{1}{4}$  in. I should like to see it as much as 7 in. where the ventilation is automatic.



sent and serve, as well as for the comfort and health of both the teachers and the taught. Many of the teachers complain strongly of the bad air in their schools.

Were bad air visible like smoke, better provision would probably have been made long ere this for carrying it off, but the *mind* at this time of day ought to have eyes, in this relation, as well as the face.



## CHAPTER VIII.

### IMPROVED OUTLETS.

SOME have said that if they could get their mind of the outlets, they would let the inlets take care of themselves; but while this points strongly to the great importance of attending well to the outlets,\* it does not follow that the inlets should really be left to take care of themselves. The fact is that for good results, attention to both inlets and outlets is necessary, but as we have just been treating principally upon the inlets, we shall now deal here specially with the outlets.†

As the vitiated air is exhaled from the lungs at a temperature of about  $97^{\circ}$  it naturally rises towards the ceiling, and as the air vitiated by the combustion of gas, candles, or lamps, which is much hotter, does the same, the natural conclusion is that, generally speaking, the proper place in a room or hall from which to carry off the vitiated air is at or as near to the ceiling as possible. Ample and good provision for satisfactorily carrying off the vitiated air, and preventing its accumulation at

\* Air in many cases comes in by a thousand chinks and crevices we know not of. It even percolates through seemingly solid walls, as amply proved by Pettenkoffer's experiments, in which *inter alia* air was easily blown through a dry brick.

† It will be useful to understand that at  $32^{\circ}$  Fahr., air expands  $\frac{1}{491}$  of its bulk for every degree Fahrenheit it is heated, so that, as Dr. J. S. Billings says:—"If the air in a chimney be heated  $50^{\circ}$  Fahr. above the surrounding air, it will be increased in bulk as 1 is to  $1 + \frac{50}{491}$ , or  $\frac{1}{10}$  nearly. With a chimney 50 feet high, and the air in it  $60^{\circ}$  warmer than the outer air, Dr. Billings gives the theoretical speed of the current at 20 feet per second; but this may be brought down to 20 or 50 per cent. less by friction caused by roughness, bends, &c.



and below the ceilings of our rooms, schools,\* churches, and halls, &c., ought to be the rule, but as yet such is really the exception, ventilating engineers and their masters having been strong homœopathists, to the no small detriment of the health and comfort of the community.

This is not as it should be, and must be rectified. When outlets have been provided for carrying off the vitiated air at the ceiling, painful experience has shown that unless proper practical precautions are taken these outlets, as has been already stated, are apt to often transform themselves into disagreeable inlets. We shall therefore here show how to prevent this.

Firstly, however, in order to point out the difference between the action of a plain pipe and one surmounted by a good exhaust ventilator, see Figs. 45 and 46. In the former by blowing as per the arrows A and B on the end G a small ball of cotton (F) will be carried up the G limb, but if the wind or air is blowing in the direction of the arrows C or D a down-current or down-draught will take place in the limb G, blowing the cotton out at the end E. By putting a small fixed exhaust ventilator on the top of the limb G, as per Fig. 46, we find that no matter how the air is blown upon the ventilator G, the cotton ball F rises up towards the ventilator, as indicated by the arrow. This shows that there is some virtue in the ventilator G.

Another use of the exhaust ventilator G is *to increase* the speed of the current up the pipe. This it often does considerably. Of course it is well known that the wind as a motive power is very variable,† yet before

\* In schools the air ought to be fresh when the pupils come in at first in the morning, and by the aid of the means for ventilation provided, the proportion of carbonic acid gas should not, previous to leaving, be more, if possible, than 7 parts in the 10,000, or 3 above the nominal amount. As each pupil exhales about 100 times as much carbonic acid gas as he or she inhales, it is difficult to secure this purity, especially with a large attendance, but it should be aimed at. Ample flushing at the intervals with fresh air is of great service.

† In experimenting in his own house, the author has found the ventilator, that would only be exhausting at the rate of 300 lineal feet a minute one day, indicated in a few days after, 2,000 feet a minute,



the steam engine was invented sailing vessels managed to make good voyages, and many do so still. So with good wind-acting exhaust ventilators, where large enough and properly fitted; these are doing good service in a considerable number of places.

Although Fig. 46 shows how a *small* ventilator prevents blow down, yet in practice it is found that a *suck*

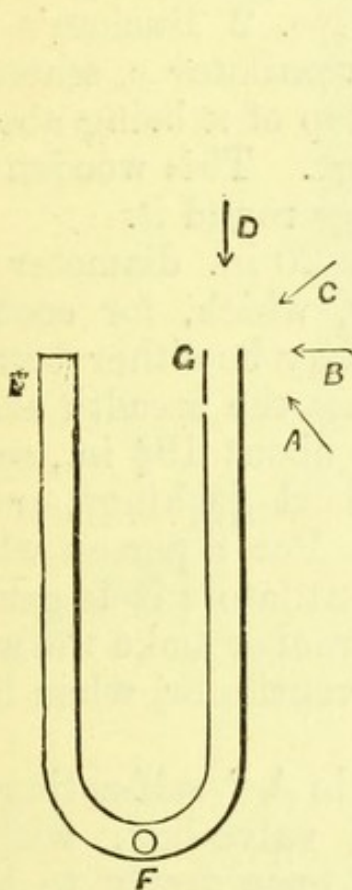


Fig. 45.

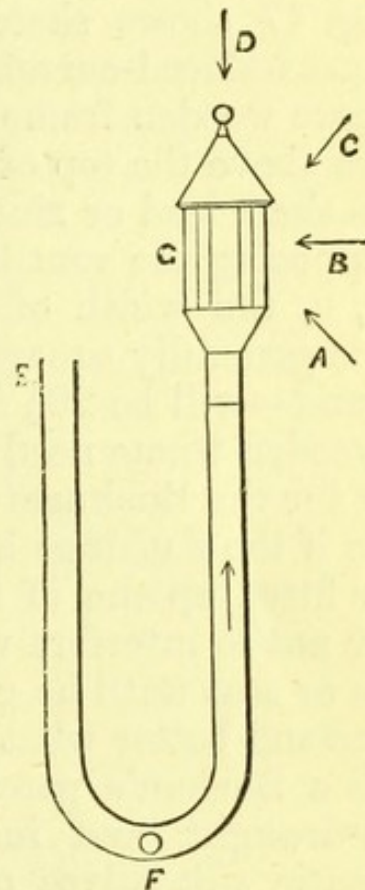


Fig. 46.

*down* often occurs, especially in a building with fires on, as also that in certain states of the weather, and especially with large pipes\* and ventilators, it will

but this was rare and during a high gale. A common indication is 250 to 700 lineal feet a minute. After visiting a large mechanically-ventilated establishment, where the air was going out at the rate of 500 lineal ft. a minute, the author upon coming home tested the outlet speed through his automatic or wind-acting ventilator, and found it to be 800 lineal ft. a minute! The Fates were favourable upon this occasion.

\* Unless large enough pipes are used the ventilation will be a sham, or merely nominal, whether for school, church, hall, &c.



happen that occasional down-draughts occur upon people sitting below the outlet ventilating pipe if it is fitted up without any self-acting provision for preventing such down-draughts.

It is therefore advisable in all such places as churches, halls, schools, &c., where people sit below the ventilating outlets—and especially if said outlets are large—that these should be *really outlets only*.

Fig. 47 shows sketch of a No. 2 Buchan's patent exhaust induced-current fixed ventilator B, seated upon a square wooden frame K, the top of K being about six inches above the top of the ridge. This wooden frame K has sheet lead or zinc flashings round it.

Supposing the ventilator B is 20 in. diameter in the body, B, the width of its base, which, for economy's sake is generally square—but may be either octagonal or round—will be  $20\frac{1}{2}$  in., so that the breadth across of the wooden frame need only be about  $19\frac{3}{4}$  in., so as to allow for the thickness of the lead flashings, or 20 in. across if the flashings be zinc. For a person who has never fitted up one of these ventilators it is generally better not to interfere with the roof or make the wooden frame or seat until he gets the ventilator, when he will understand better what to do.

A is a Buchan's patent "Style A" self-acting anti-down-draught and inspection valve-box, with two automatic silk valves c, which open freely to let the vitiated air up and out, but *close at once against any attempt at down-draught*.\* When the valves c shut, the outgoing column of warm vitiated air is imprisoned in the pipe F L until the valves open and let it up and out, so that owing to these valves c, whatever ascending energy there may be in the warm column of air in the outlet pipe is conserved.

With such fitted in people have confidence to sit

\* By the adoption of these self-acting anti-down-draught valve-boxes, the outgoing current is not "apt to be reversed," as Dr. T. G. Nasmyth, in his "Manual of Public Health and Sanitary Science," states is common with the ordinary outlets. When the valves are at rest they are partly open, so as to let out the air more readily.



below the ventilating outlets, and keep them open without fear of down draughts. This, as experience has pointed out, is a very important matter in connection

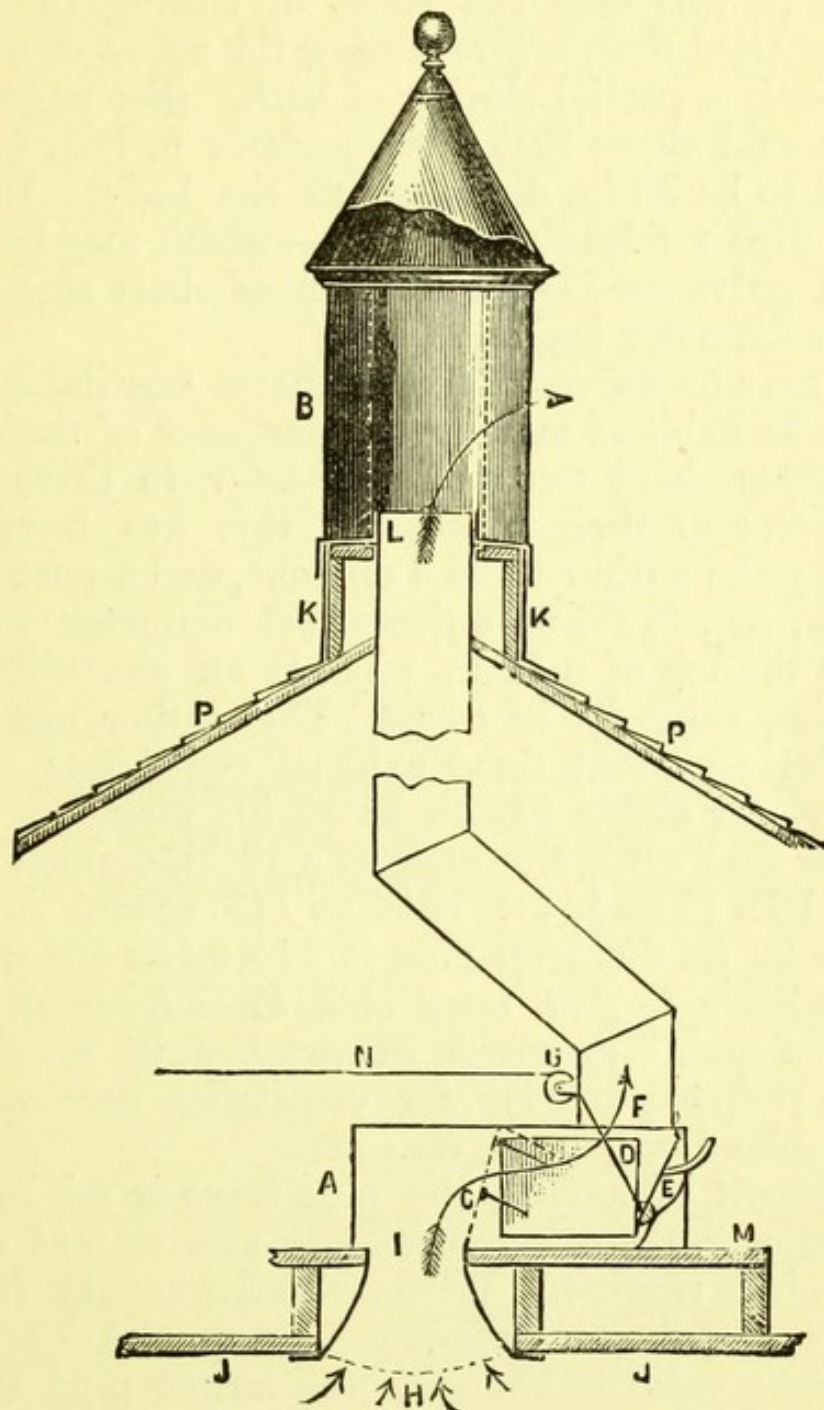


Fig. 47.

with the ventilation of schools, churches, halls, &c., &c. The inspection glass windows, D, enable the working of the valves, inside of the valve-box, to be easily seen. E is the metal valve, loaded, so as naturally to remain



open. It can be closed when wished by pulling the cord or wire N, should the ventilator be drawing up too much, as when heating up the interior, or during a high wind when the building may be thinly occupied, although in this case the effect of closing the inlets should be tried first, before closing the outlet or outlets, or have only a partial closing of both. (See page 118).

It was said above that the ventilator B, Fig. 47, was supposed to be 20 in. diameter on the body. In that case the pipe F L leading up to it—which may be made either of galvanised sheet iron or of sheet zinc—may be 12 in. diameter inside.

Some manufacturers of fixed exhaust ventilators have been in the habit of making the diameter of their ventilators from about two and a quarter to three times the diameter of their pipes, but this has been considered by the author to be a mistake, and a pure waste of money, *e.g.*, to set up a three feet diameter ventilator upon the top of a 12 in. pipe, is an absurdity, and not getting value for its cost.\* The author makes his 3 ft. induced-current fixed exhaust ventilators so that they serve for either 21 in. or 22 in. diameter outlet pipes; so that while the area of a 12 in. diameter pipe is only  $12 \times 12 = 144 \times .7854 = 113$  square in., the area of a 22 in. diameter pipe is  $22 \times 22 = 484 \times .7854 = 380$  square in., or *more than three times as much*. This is a point of great importance in connection with the proper provision for ventilation necessary for either a school or church, &c.

The benefit of having the pipe large is felt most in calm and warm weather when the passing out of the vitiated air is slowest. With a small pipe the friction is greater, and the air cannot get out quick enough and in sufficient volume, but with the larger pipe it may get out though slow in sufficient volume and quick enough to be satisfactory.

\* It has been asserted that the great virtue of a wind-acting exhaust roof ventilator lies in the *bigness* of the head, but that is all nonsense, for the author's 9 in. head beat another party's much lauded 12 in. head by 11,000 feet of greater exhaust in two hours.



A gentleman who had got some of these big-headed ventilators with small pipes fitted up, took it into his head to experiment with them, when he found the small pipes at the ventilators simply obstructed the out-

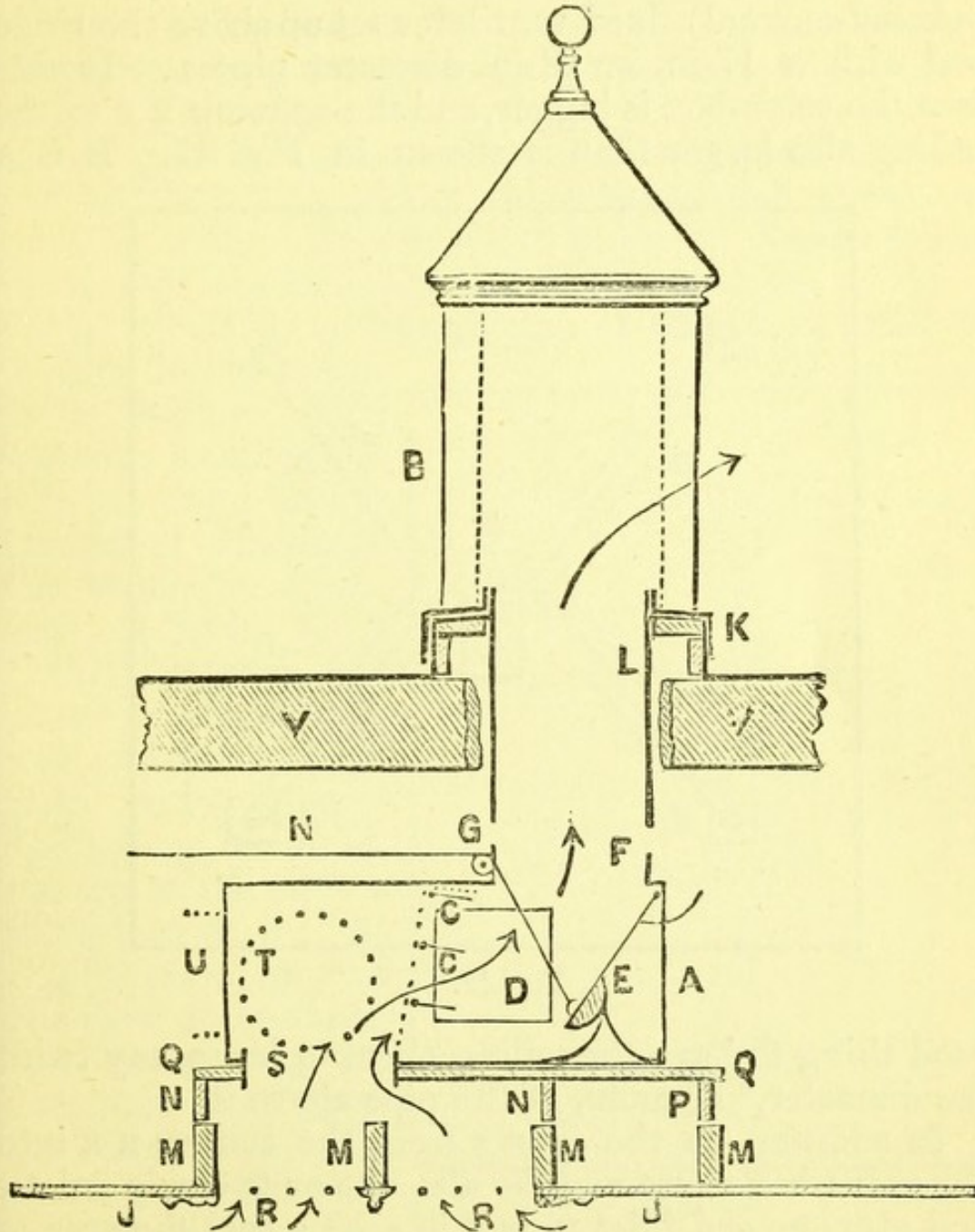


Fig. 48.

current. He therefore took off the whole of them and put on others with larger pipes.

In Fig. 47 the valve box is shown seated across the ceiling joists, and so as that the pipe F I. requires to be



bent to get up into the ventilator, but by turning the valve-box quarter round the pipe may be carried up vertically if the ventilator is set up a little further along the ridge to suit.

Fig. 48 shows a 30-inch diameter No. 2 "I.-C." (or induced-current) fixed ventilator set up above the ridge and with a 17-in. or 18-in. diameter pipe L. In this case the valve-box is bigger, and the opening R R in the ceiling also larger than is shown in Fig. 47. It is a

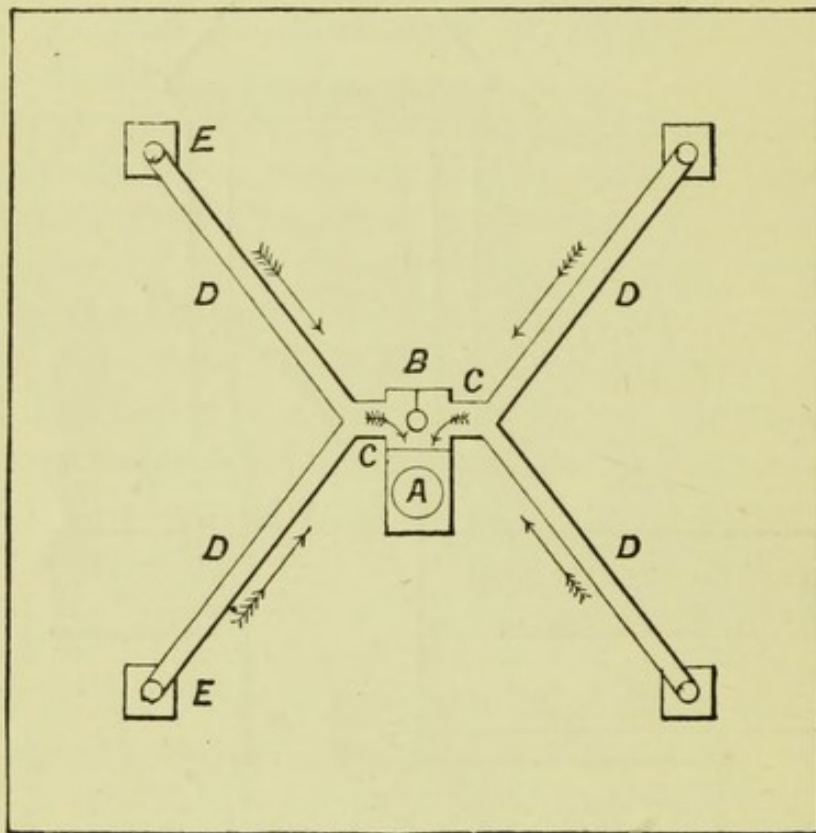


Fig. 49.

good thing to have the ceiling opening large, say twice the diameter,\* or more, of the pipe above it.

In addition to the inlet s from the ceiling R R into the valve-box there may be also one or two side inlets, and also one end inlet u, but in such a case the area of the inlet s should only be a half or a quarter (or less) of the area of the main outlet pipe L, so that the said outlet pipe L may draw its supply of air from the side inlet pipes T, and also from end pipe U, if so arranged.

Supposing the outlet pipe L, Fig. 48, is 18 in. dia-

\* Twice the diameter gives four times the area.



meter it is sometimes more suitable to make the openings into the valve-box rectangular so as to allow the box to be made shorter or to fit some particular space or purpose, always making the area suitable to the outlet. When a valve-box has several inlets and one outlet the sum of the areas of the inlets may with advantage be a quarter or more greater than the area of the main outlet. This allows for friction.

D, Fig. 48 indicates position of glass inspection panes, one on each side of the valve-box, which allow the working of the valves inside to be seen. Access to the interior of the box may also be had at them.

Fig. 49 shows horizontal plan of valve-box fitted in to suit five openings in the ceiling. This was for a small public hall, Mr. John Farquharson, of Haddington, being the architect. A 36-in. No. 2 I.-C. ventilator was placed upon the ridge, with a 21-in. diameter main outlet pipe A leading up from off the top of the style A valve-box to it. At the bottom of the other end of the valve-box there was a 16-in. diameter inlet from the centre of the opening in the ceiling, while the two 13-in. diameter pipes c c branched into the sides of the box as shown. The 9-in. diameter pipes D D D D branched into the pipes c c from the ceiling openings E E E E.

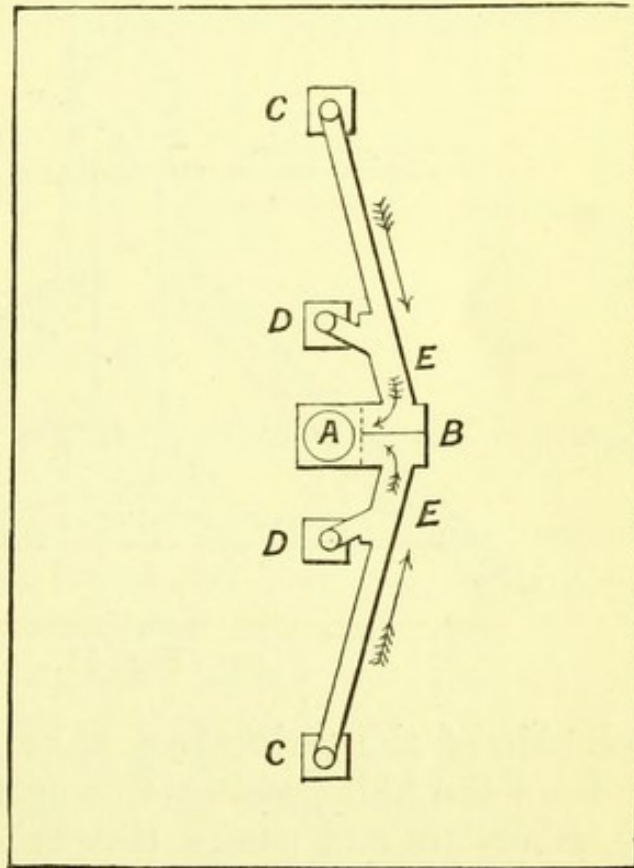


Fig. 50.

Fig. 50 shows the plan of pipes over a ceiling with four openings leading into one large 24-in. "Style A"



patent valve-box with 24-in. vertical outlet pipe A leading up to a large 39-in. No. 12 induced current fixed ornamental ventilator set up above the ridge (as shown in Fig. 51). The piping from the two openings c c is 14-in diameter, leading into the ends of the two 18-in. diameter pipes E E. The two short 14-in. pipes from the two openings D D branch into the sides of the pipe E E, while the two 18-in. diameter pipes E E join into

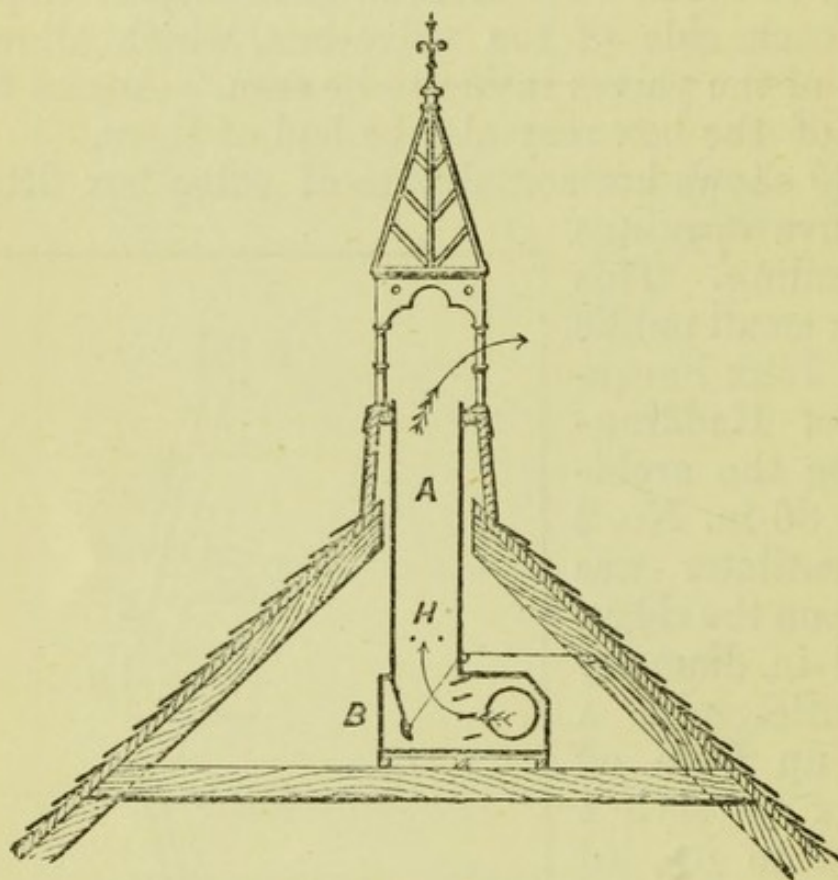


Fig 51.

each side of the valve-box B, as shown. The vitiated air from the hall passing through the pipes E E enters the valve-box and passes through it and up the 24-in. pipe A to the ventilator and then out to the outer air.

Inside the main outlet pipe A, and, as indicated at H, Fig. 51, a few gas jets may be placed which could be lighted when wished in extra calm close weather to help or quicken the out current of air. When gas jets are put in the outlet pipe, A might be wrapped round with asbestos felt. See last paragraph, page 89.

Fig. 52 is a rough vertical section of the same piping



and valve-box as are shown in Fig. 50. In this sketch the two 18-in. diameter pipes, *E E*, are shown entering into the two sides of the valve-box. In Fig. 51 a longitudinal section of the valve-box, *B*, is seen with one 18-in. diameter pipe entering into one side of the box, and the 24-in. diameter main outlet pipe, *A*, led up to the No. 12 ventilator. Fig. 51 gives a cross vertical section of the upper part of the roof portion of the building with the No. 12 ventilator set up above the ridge.

Figs. 50, 51, and 52 give an idea of how the piping and ventilator were fitted up for a public hall in Cheshire. Some differences in detail were adopted in fitting up

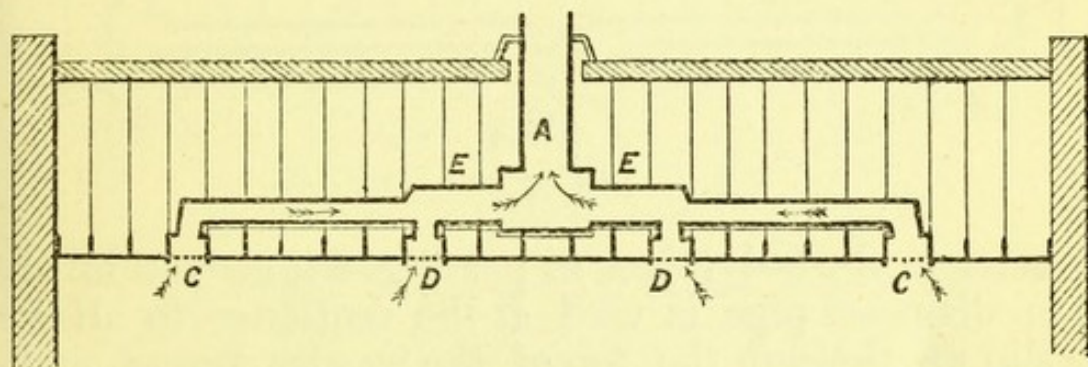


Fig. 52.

the same style of ornamental ventilator upon the roof of the parish church at Newbattle.

At the new Cranston Hill United Presbyterian Church, Glasgow, Messrs. Steel and Barbour, architects, a large 42 in. No. 6 ornamental ventilator (as shown in Fig. 69) was set up in 1887 above the ridge, with 22-in. diameter\* main outlet pipe, and two 16 in. diameter branch pipes led into the 22 in. main pipe. There were three openings in the ceiling, as shown at *A*, *B*, and *c*, Fig. 53, and two 16-in. style *A* patent valve-boxes had to do duty for the three openings. The boxes were therefore put in over the ceiling openings *A* and *c*, each valve-box having an inlet at its bottom, and also one at its side as shown, a 16 in. diameter pipe, *D D*, being led off the top of the outlet end of each valve-box

\* For this size of ventilator a pipe may now be used any size up to 26 in. diameter.



and joined into the sides of the 22 in. diameter main outlet pipe E, as indicated in vertical section in Fig. 53 \*

In some cases where the ventilator is limited to a certain size, and it is desired to get as much work as possible out of it, the pipe may be enlarged as per B, Fig. 54, *e.g.*, supposing the size of the ventilator is 36 in.

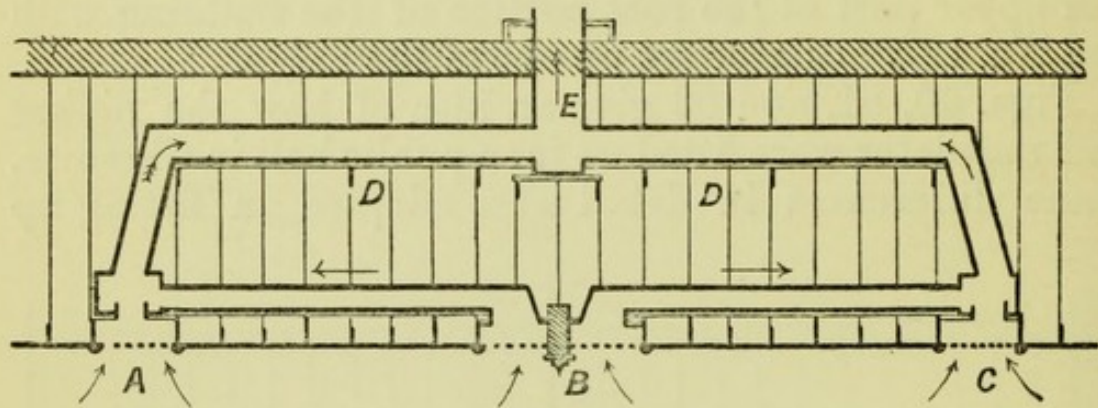


Fig. 53.

diameter in the body, then, as per Fig. 54, about 6 in. of 22 in. diameter pipe is used at the ventilator to allow for slip up through the top of the wooden frame, and  $2\frac{1}{2}$  in. into the socket of the ventilator, while the pipe

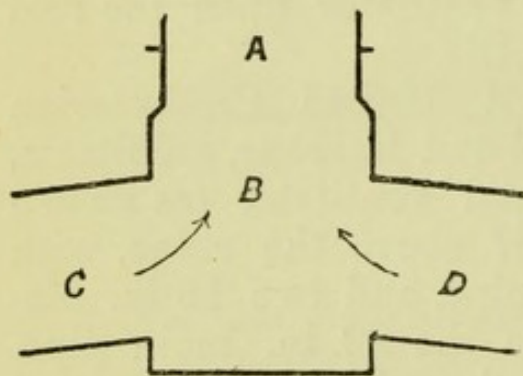


Fig. 54.

B, receiving say two 18-in. diameter pipes, c and d, is 24 in. or more in diameter. Circles are to one another as the squares of their diameters, but to allow for friction, &c., it is better to have the sum of the area of the two branch pipes, c and d, considerably larger than the area of the pipe B. Thus

B at 24 in. diameter gives  $24 \times 24 = 576$ , while c and d give  $18 \times 18 \times 2 = 648$ .† In position a flange is

\* With the outlet pipe E 22 in. diameter, the two pipes D D might be 17 in. diameter.

† The pipes B, c, and d, being circular, 576 and 648 require to be multiplied by .7854 to get the real area in square inches. Or to multiply by three and divide by four gives the area approximately, but a little too small.



soldered on at E round the pipe A,  $2\frac{1}{2}$  in. or so down from the top, to support, or help to support, the pipe A B and keep it in position. In some cases the flange may be soldered on close to the top of the pipe, and especially if the pipe is a square one, or larger than the opening in the bottom of the ventilator. In this case the contraction at A is dispensed with.

Fig. 55 shows, say, a 4 ft. diameter exhaust ventilator, A, upon the ridge, with a 30 in. or 31 in. self-acting valve-box, B, below it. The pipe C being either 30 in. or 31 in. diameter. In this case, supposing there are three openings in the ceiling, then if the pipe C is 30 in. in diameter

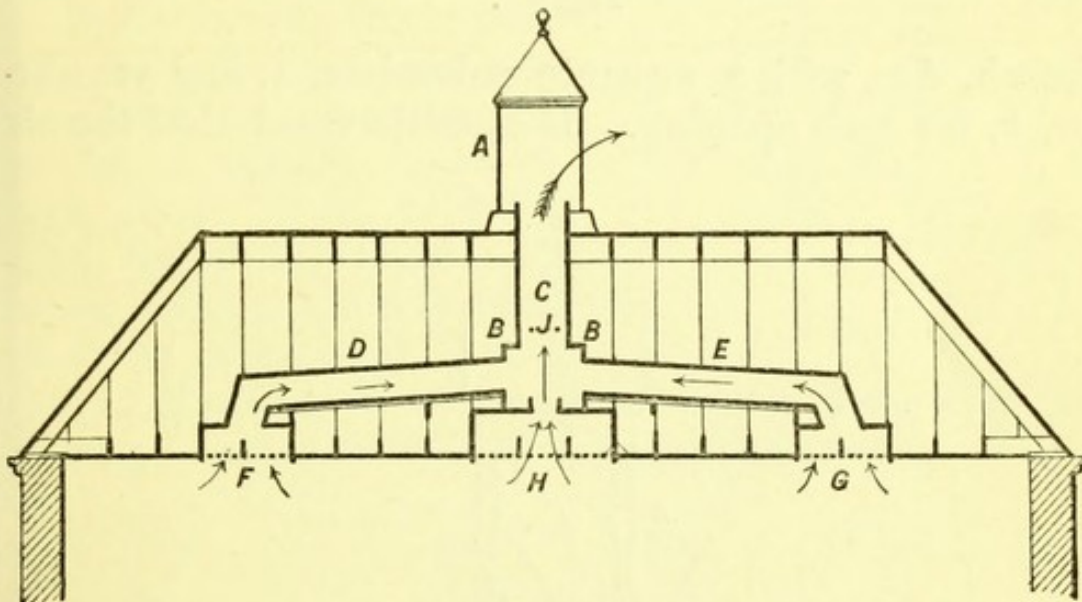


Fig. 55.

the pipes D and E may be each 20 in. diameter, and the opening into the bottom of the valve-box from ceiling outlet, H, 15 in. diameter. If there were no centre opening H in the ceiling, but only the two openings F and G, then with the main pipe C 30 in. diameter, the two pipes D and E might be each 23 in. diameter.

If desired a ring of gas jets may be fitted in at J, at the bottom of the galvanised iron pipe C, to be lighted occasionally if necessary in very calm and warm weather to improve the up-current. In this case the flat top of the seat for the ventilator may be of strong sheet iron, a little raised in centre, in place of wood.



Fig. 56 shows two openings in ceiling of a hall or

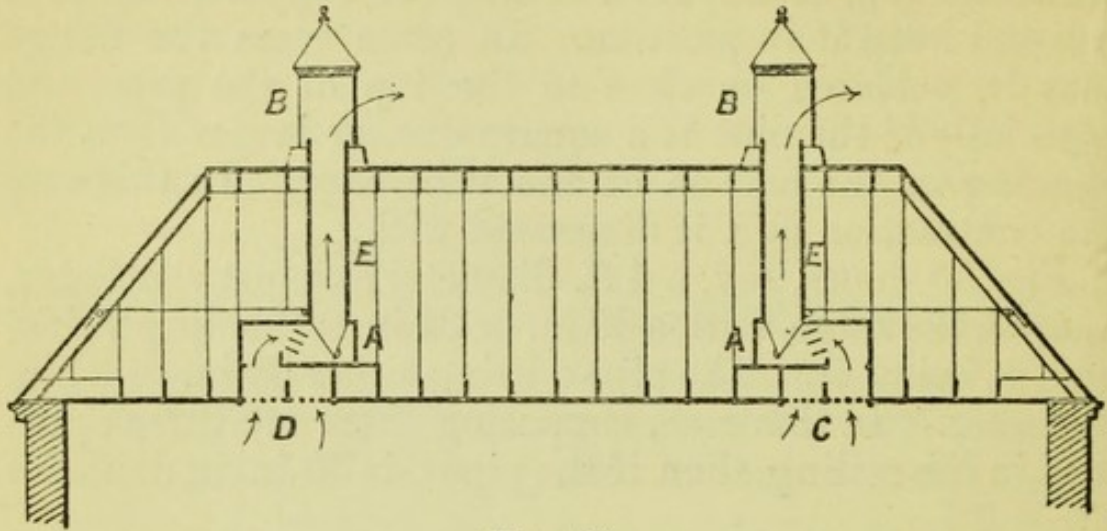


Fig. 56.

church, &c., with a separate valve-box, A, and ventilator, B, for each opening. It is understood that the air

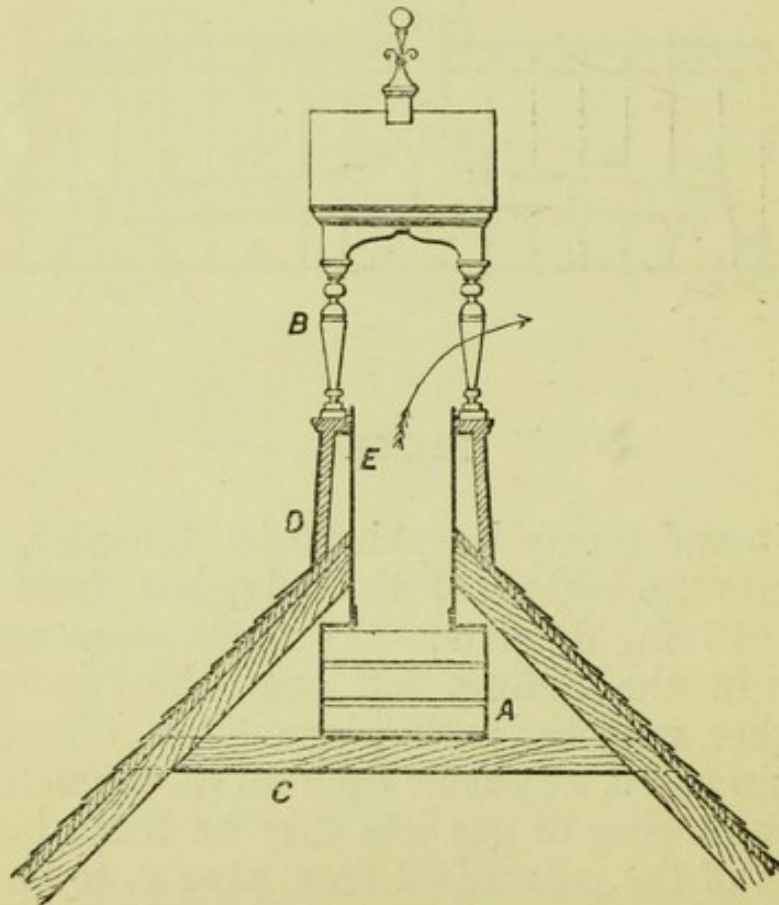


Fig. 57.

from the interior passing up through the ceiling openings c and D cannot get out anywhere, except up through



the valve-boxes A and pipes E. The ventilators and valve-boxes shown in the last nine sketches illustrate those fitted up in buildings with a garret or an attic, or empty space above the ceiling. In *open-roof* buildings the outlet ventilating appliances have to be fitted up in a different manner.

Figs. 57 and 58 show a self-acting valve-box, A, fitted up inside an open roof a little below the ridge. The valve-box in this case is shown as supported by two small wooden joists, C, each about  $3\frac{1}{2}$  in. or 4 in. deep by 2 in. thick. In other cases the valve-box may be suspended by a couple of strong straps made of strong hoop-iron, just

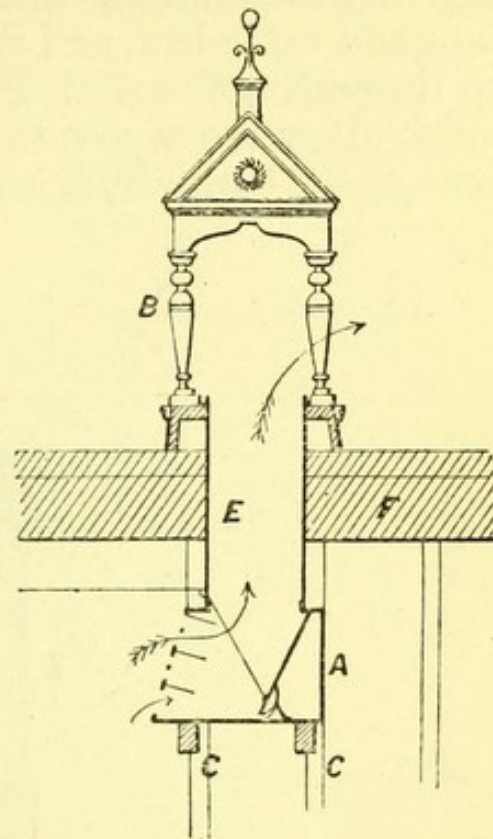


Fig. 58.

as may be most suitable in the circumstances.

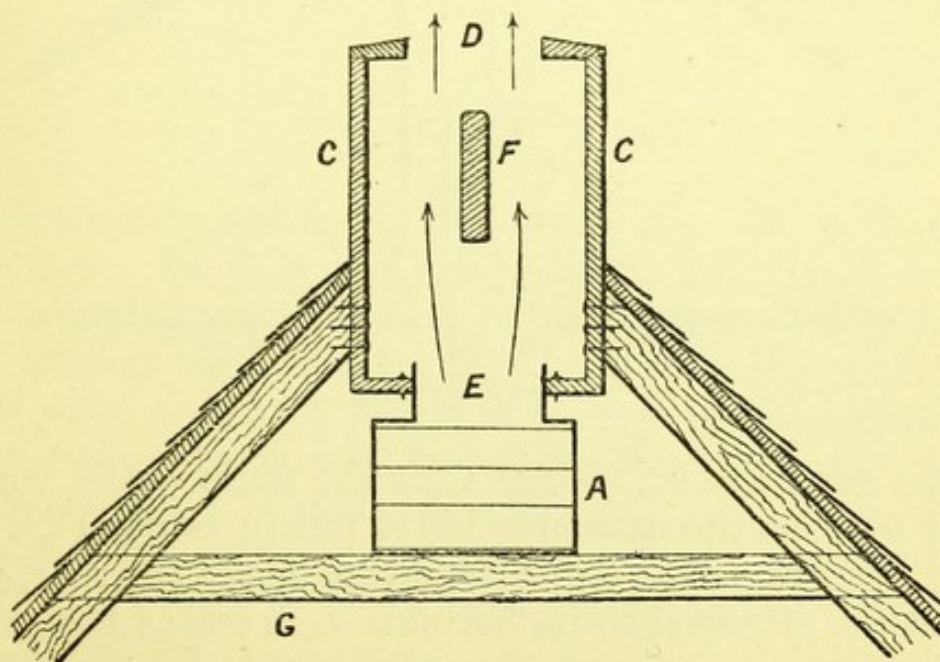


Fig. 59.

Fig. 57 shows sectional view of the roof with a No. 7







hole or opening, D, into and then out through the ventilator to be seated upon the square (or octagonal, &c., as the case may be) wooden frame c.

Figs. 47 to 59 refer to the exhaust ventilators fitted up with anti-down-draught valve-boxes. In many cases

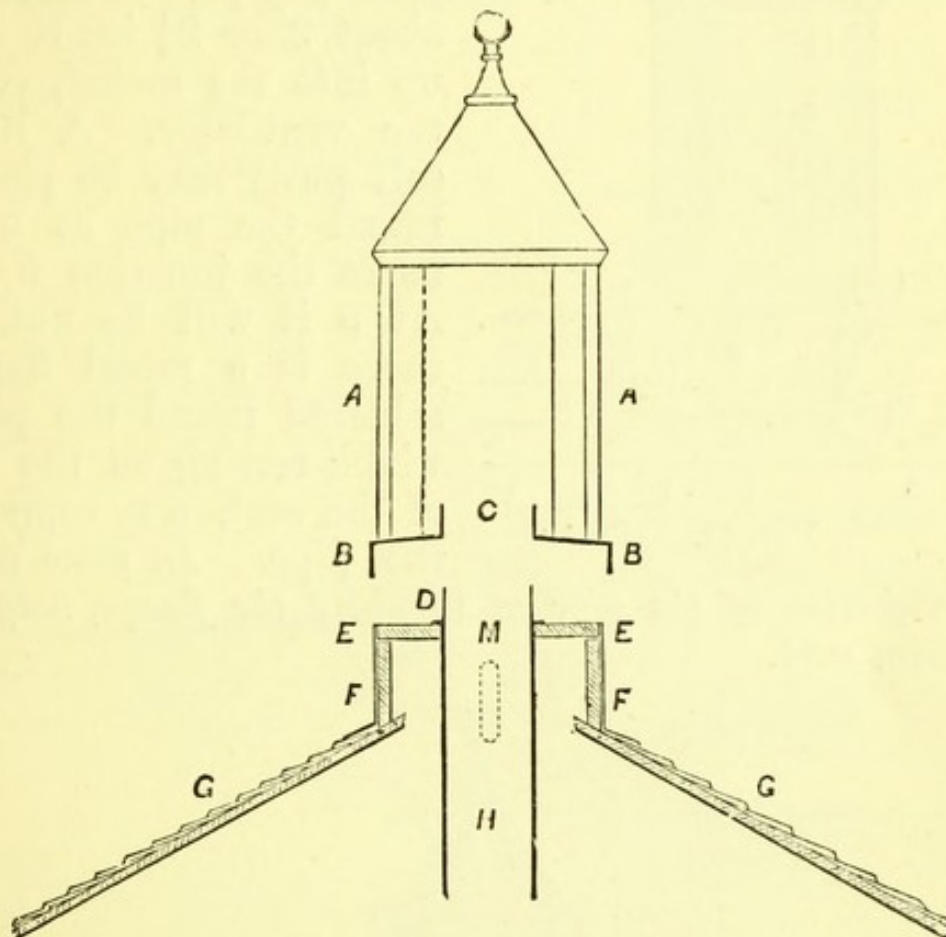


Fig. 62.

the ventilators are fitted up, as per Fig. 60, without a valve-box. In Fig. 60, B is a No. 2 I.C. fixed ventilator seated upon a square or octagonal wooden base, with lead or zinc flashings, K K, around it. L is the outlet pipe, and at G there is a cord or wire working over a pulley to close the metal valve, H, when wished.\* J J is the ceiling.

\* Instead of the metal valve being in the centre of the round pipe as at H, Fig. 52, the pipe here may be square in order to let the valve hang at one side, as per H, Fig. 61. This is best where gas jets may be inserted below, as at P, see note to Fig. 76, page 103.

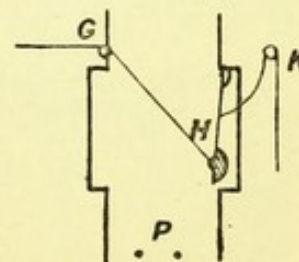


Fig. 61.



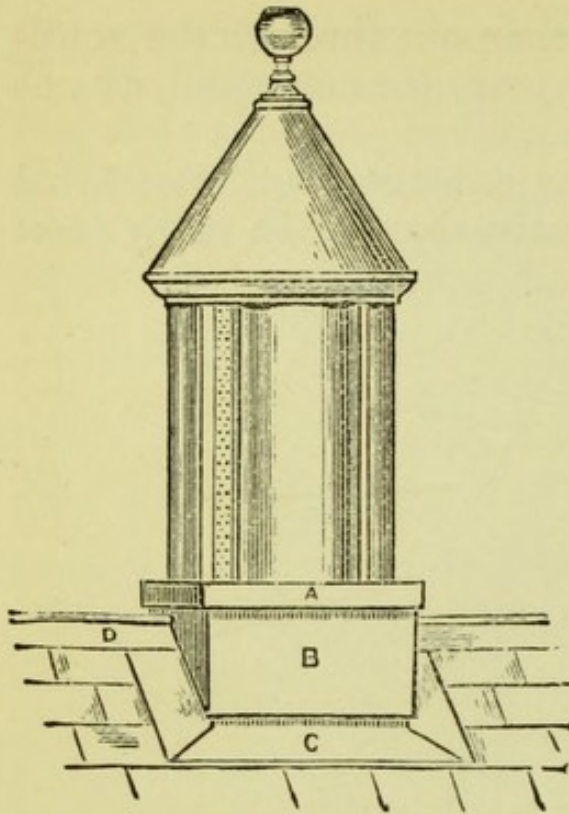


Fig. 63.

*the projection of the pipe at D, above the flange, may be dispensed with.*

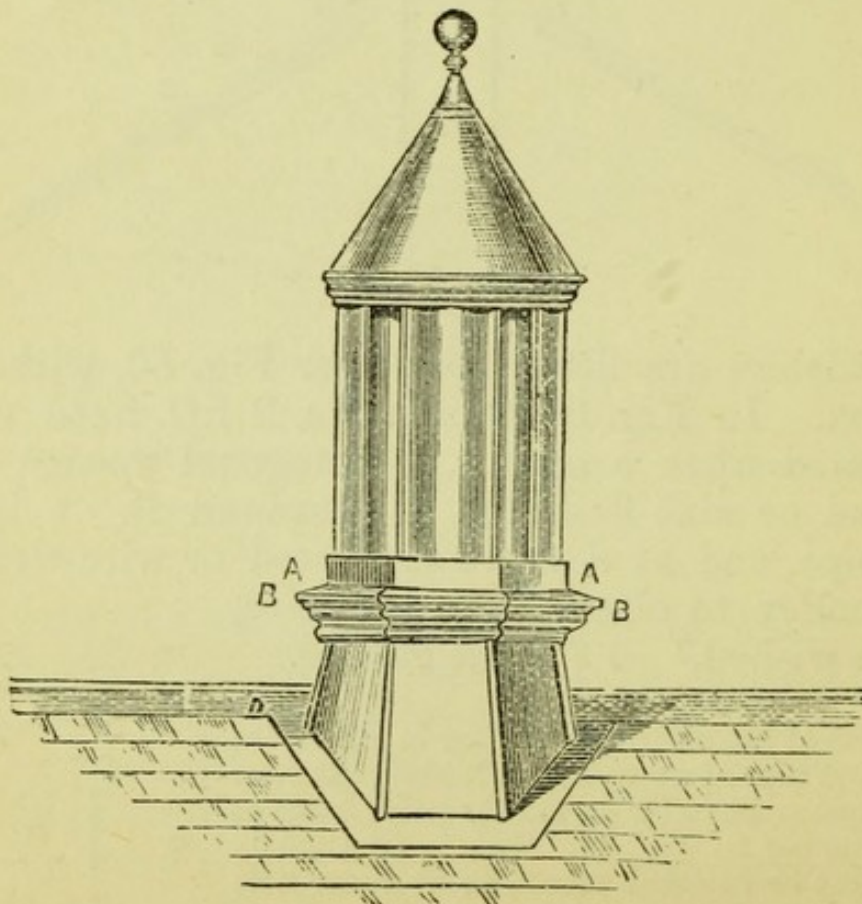


Fig. 64.

Fig. 62 shows a No. 2 ventilator, A, in the act of being lowered down upon the frame or seat, E E, prepared for it. The projecting pipe, D, stands up about 2 or  $2\frac{1}{2}$  in. to slip up into the socket, c, of the ventilator. A little soft putty may be placed round the pipe at D to make the junction tight. At D it will be noticed there is a metal flange soldered round the pipe, which resting on the top of the seat, E E, supports the pipe. *In some cases*



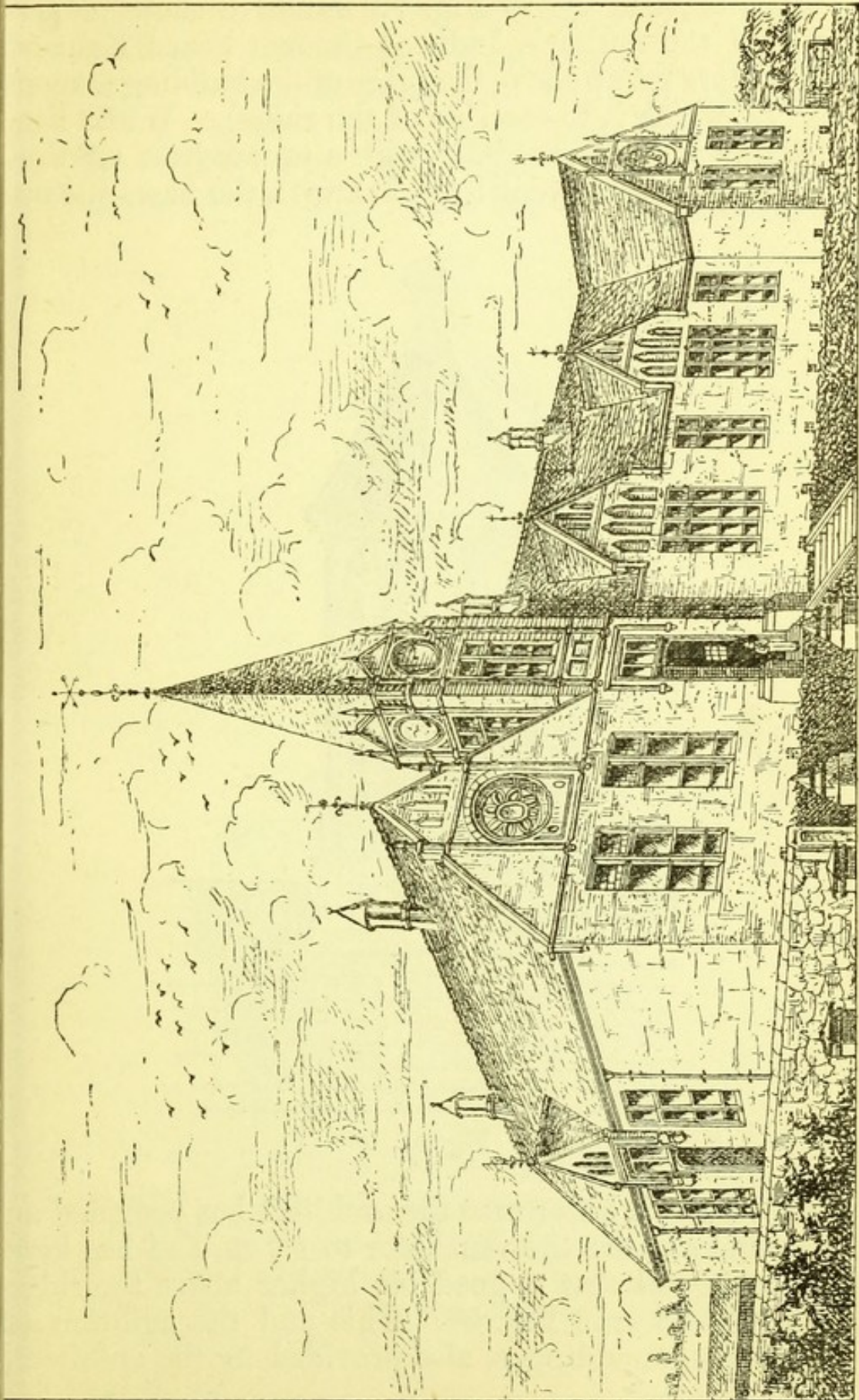


Fig. 65.



Figs. 63, and up to Fig. 73 inclusive show various styles of the author's Induced-Current Fixed Exhaust Ventilators set up above the ridge of the building (except Fig. 72, which is to one side of the ridge). While Fig. 63 shows a No. 2 ventilator with a square base A,\* Fig. 64 shows the same ventilator, but with the base, A, octa-

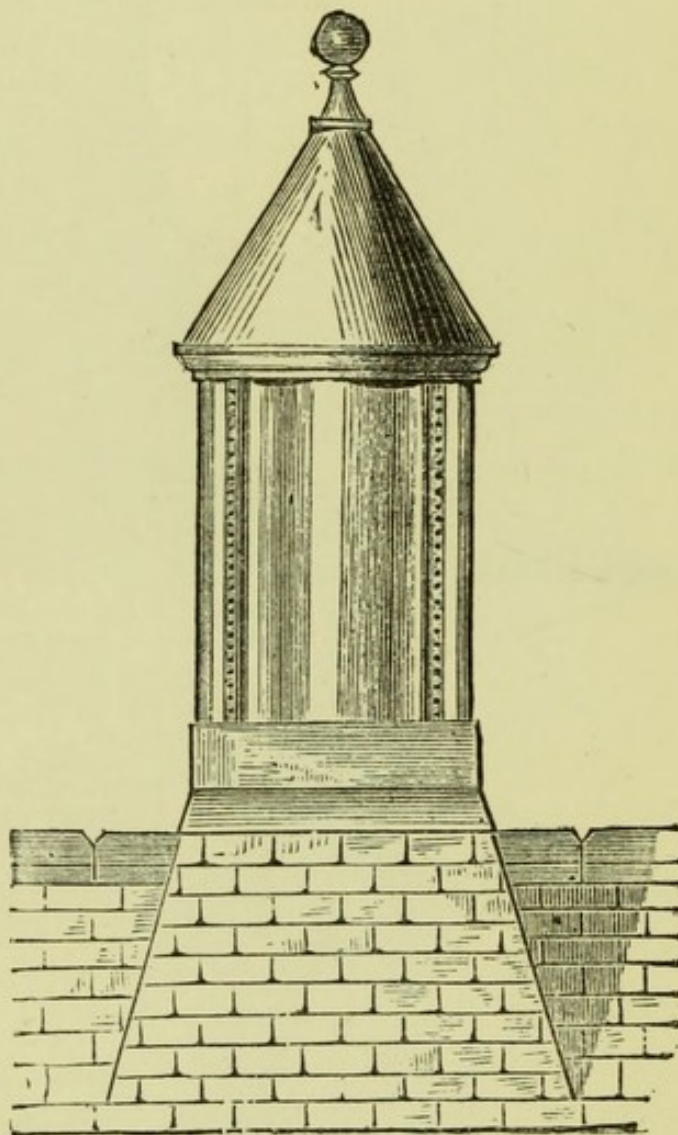


Fig. 66.

gonal. In this latter case the architect has provided an octagonal seat for the ventilator to sit on, and has kept this octagonal seat a good bit higher above the ridge than is the case in Fig. 63. This and the addition of the wooden moulding B, also provided by the architect,

\* The top of the base A, Fig. 63, may be from 5 to 9 in. according to size of ventilator above the ridge.



makes the ventilator in Fig. 64 look much more artistic or ornamental than the one in Fig. 63. Both ventilators, *per se*, are the same price, but of course the style of fitting up shown in Fig. 64 costs more than that shown in Fig. 63. Mr. James M. Monro, architect, Glasgow, selected Fig. 64 for one of his churches, upon

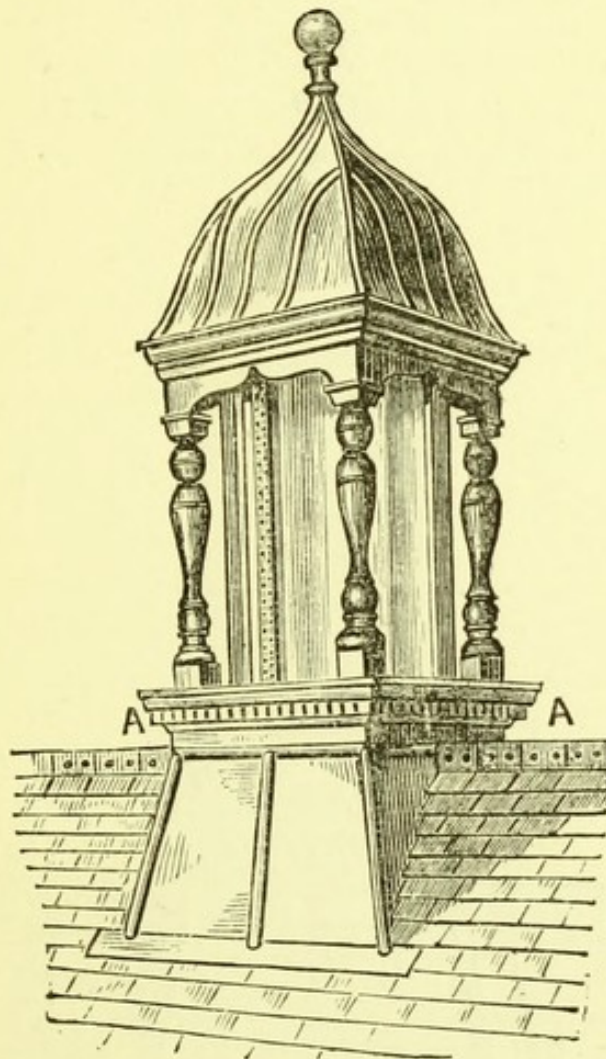


Fig. 67.

which he set up two of the octagonal base ventilators, and he says, "I consider they improve the appearance of the roof by breaking the long outline of the ridge."\* These No. 2 Ventilators, with octagonal base, have also been supplied for a number of schools, and for Government barracks, &c.

\* This tells well against the foolish notion that ventilators should be hid, just as if a ventilator were not as useful and had not as good a right to be seen as a chimney.



Fig. 65 shows the ventilators in Fig. 64 style upon the new Board schools at Cambuslang, the ground plan of which is given on page 73. With 10 square ft. of surface area for each pupil, and the height of the ceiling being 16 ft., this gives 160 cubic ft. of air for each pupil. This is not up to the 200 cubic ft. of space

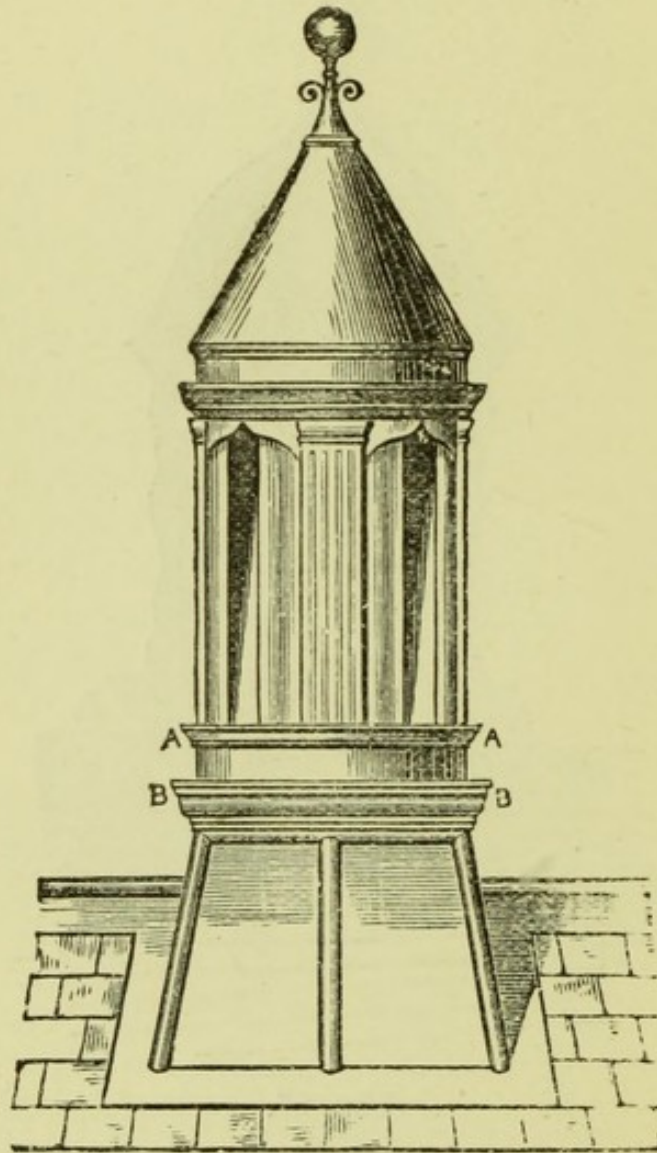


Fig. 68.

asked for as the minimum by Professor Hay, of Aberdeen, but it is better than what many schools have.

Fig. 66 shows a different style of seat from Fig. 63, but of the three I rather prefer Fig. 64.

Fig. 67 shows a No. 3 ornamental ventilator, set up above the ridge of roof. The wooden moulding A is added on to the square base of the ventilator in position.



This ventilator looks well upon the roof of a building, as, *e.g.*, upon St. George's Hall, George Square, Greenock, which has two of them set up above the ridge.

Fig. 68\* shows a No. 5 ornamental ventilator with cornice and bevelled top, supported by four fluted

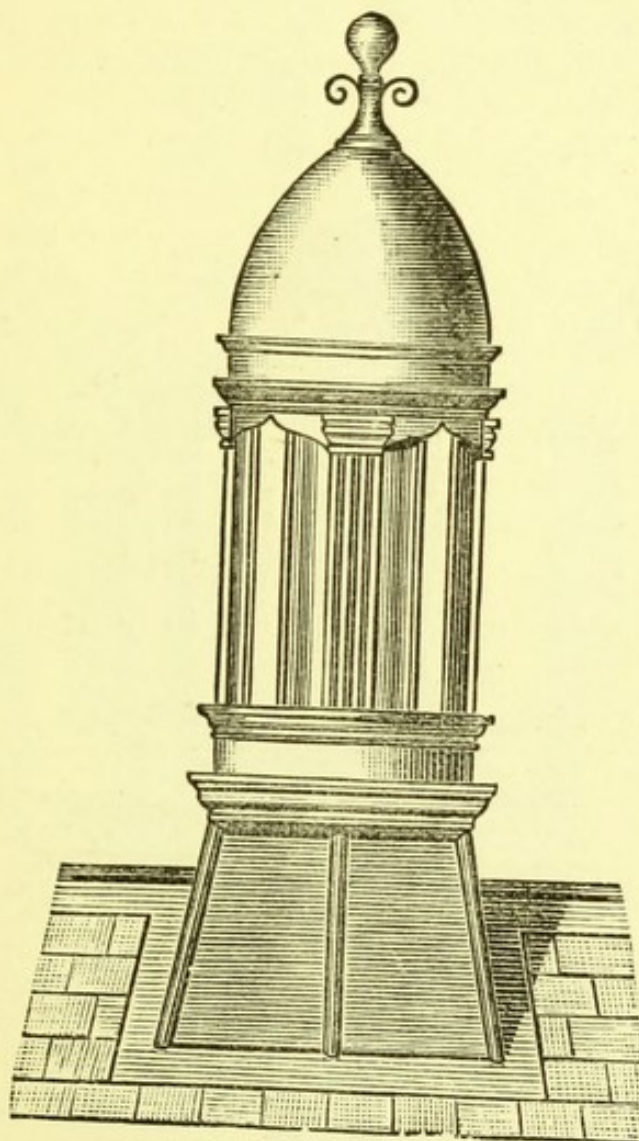


Fig. 69.

pilasters. The circular moulding at A, is in this case included with the ventilator, but the moulding at B is not, but is part of the seat. The base of the ventilator at A is round, but the seat or frame is square. Amongst

\* For Figs. 68 and 69 a round wooden seat stands up from five to nine inches high (according to size of ventilator), above the top of moulding B B, for the ventilator to sit on.



other places, this ventilator has been used by Mr. James Thomson, F.R.I.B.A., Glasgow, in carrying out the ventilation at Gartshore House.

Fig. 69 shows a modification of Fig. 68. It is known as "No. 6" and has a dome top.\*

Fig. 70 is a favourite pattern of ornamental ventilator (in Queen Anne style), termed "No. 7." The mould-

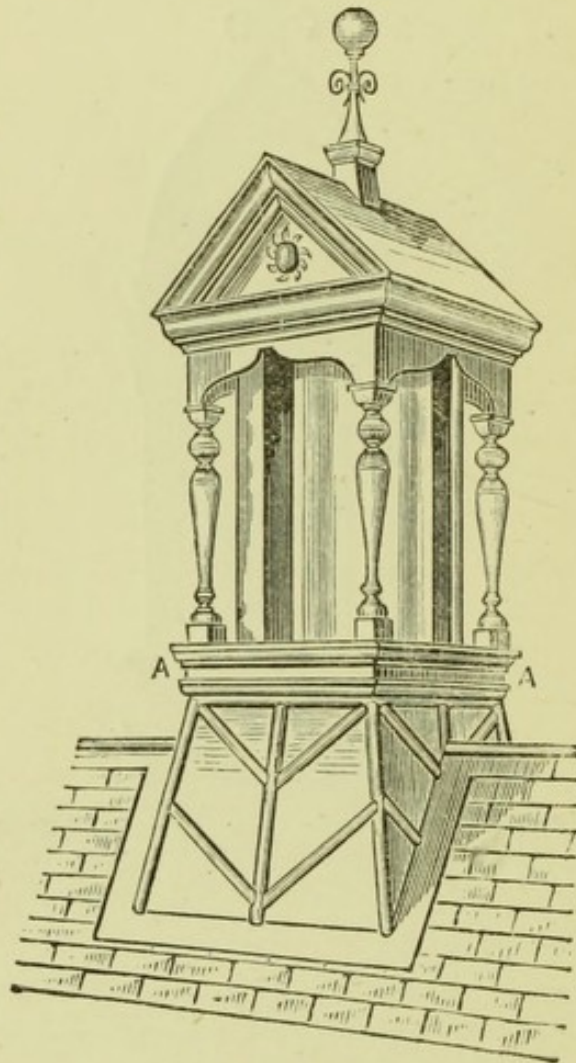


Fig. 70.

ing at the base A A, is not part of the ventilator as sold, but is added on after the ventilator is set up in position. Messrs. John Melvin and Son, architects, Alloa, wrote of these:—"They are the best design of roof ven-

\* Nos. 3, 5, and 6 ventilators are suitable for buildings erected in the free Classic or Italian style. These and Nos. 1, 2, 7, &c., were designed by Mr. W. G. Rowan, architect, Glasgow.



tilators we have yet seen, and we understand they have worked well."

Fig. 71 is termed "No. 9." It is also shown seated above the ridge. This pattern was used by Messrs. Wm. Henderson and Son, architects, Aberdeen, for the Morningfield Hospital for Incurables there, to suit the style of the architecture.

Fig. 72 shows a No. 2B ventilator with dome top, set up upon a wooden frame *to one side*, or at the back of

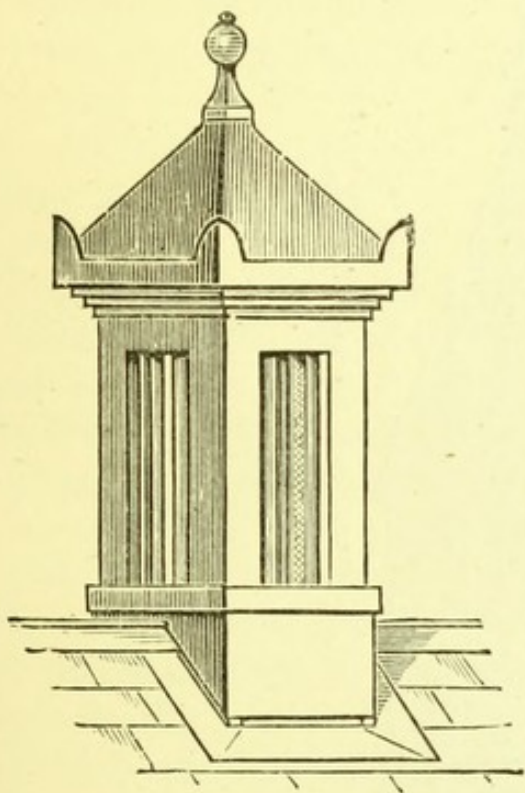


Fig. 71.

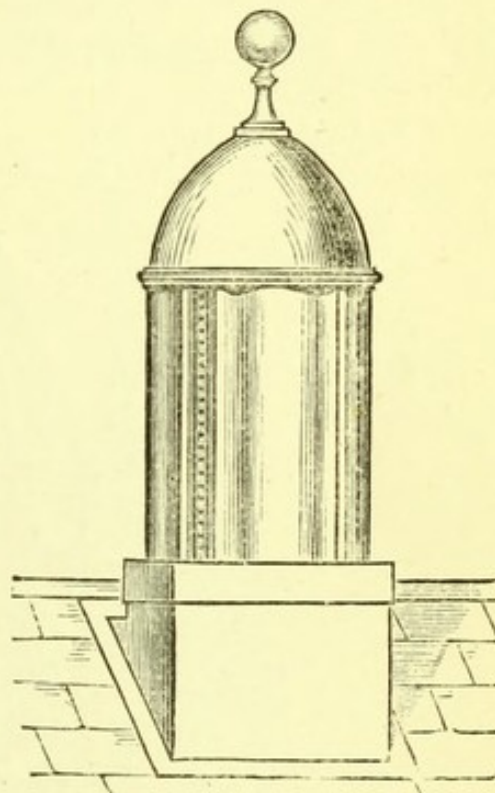


Fig. 72.

the ridge. The bottom of the base of the ventilator should be as high as the top of the ridge, or, to otherwise express it, the top of the frame or seat should be from 4 to 6 in. above the top of the ridge.

Fig. 73 shows a No. 12 ornamental ventilator in Gothic style, seated upon a wooden frame prepared for it, and erected so as that the top of the frame is from 9 in. to 15 in. or so above the ridge, according to the size of the ventilator.

This Fig. 73 ventilator is all of metal—generally galvanized sheet iron, or steel may be used—except the



four pillars, which are wood. The pillars in Figs. 67 and 70 are also of wood, turned.

Instead of using the style of ornamental ventilators illustrated in Figs. 67 to 73, the architect will sometimes use a plain No. 2 ventilator, as per Fig. 63, but with a flat top as per D D, Fig. 74, or the top may be

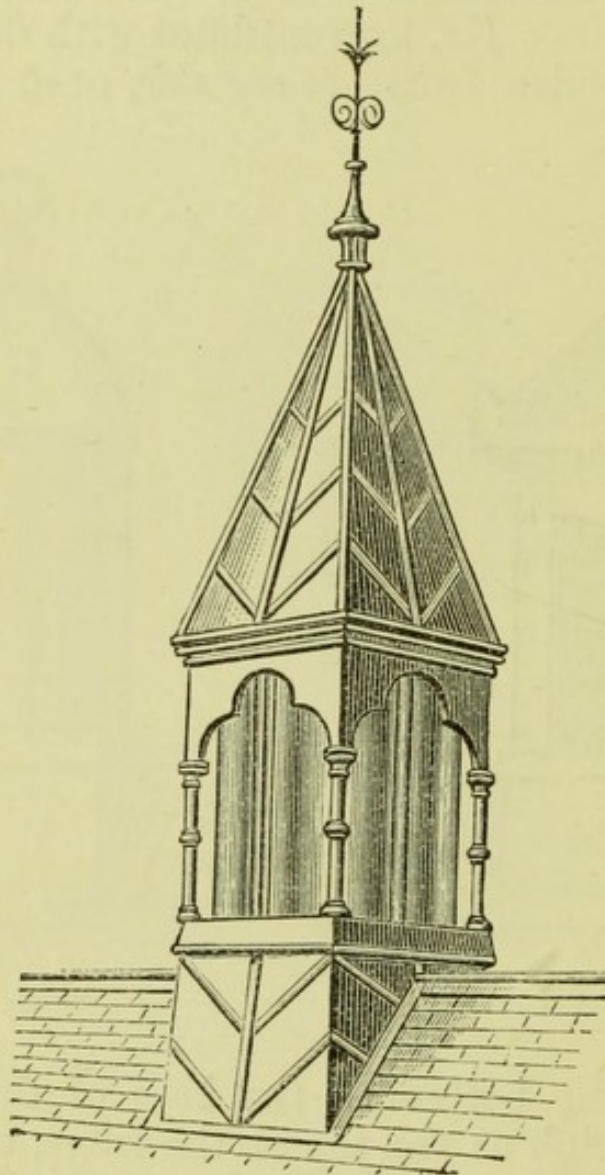


Fig. 73.

rounded as per dotted line E, Fig. 74. The architect places this Fig. 74 ventilator above the ridge, and sets up an ornamental framework of wood of his own design, as per Fig. 75, around and above it, but in such a way as not to impede the action of the ventilator. This form of ventilator, shown in rough elevation in Fig. 74, and



in horizontal section in Fig. 89, adapts itself much more readily and artistically to the architect's outer cases, than some others which looked more like a huge cabbage in a large bird's cage, than an appropriate architectural appendage to the building. Of course, however, tastes differ.

Fig. 75 shows the outer case, designed by Mr. James Gillespie, architect, for the St. Leonard's School Hall, St. Andrews.

In setting up exhaust ventilators above the ridge of a building, it is a question whether or not to cut the ridge to allow the ventilating pipe to join the ventilator. Fig. 76 shows the ridge A cut away so as to allow the pipe P to pass right up to above the top of the frame, as at D, where the pipe is shown with flange about 2 in. from the top to suspend the pipe.\*

Fig. 77 shows how to make and fix the wooden frame C, so as to leave the ridge A intact. In this case the pipe P is attached by means of a flange to the bottom of the

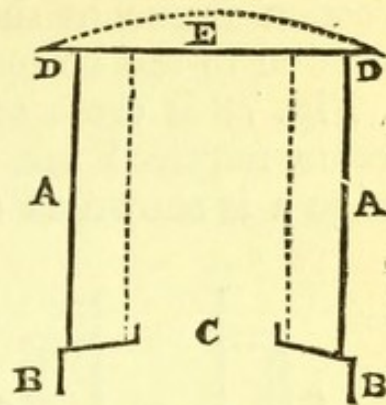


Fig. 74.

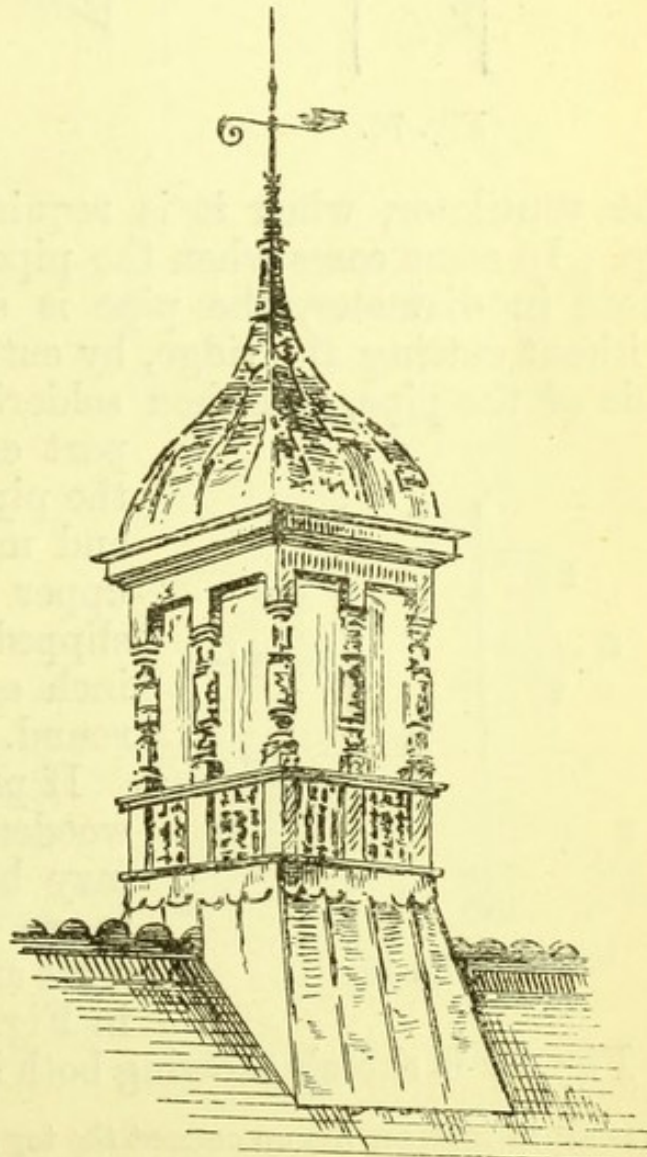


Fig. 75.

\* When gas jets are to be burned in the inside of the pipe P in calm



wooden frame as shown in Fig. 77, the flange being screwed to the bottom of the wooden frame.

Fig. 78 is cross sectional illustration of the wooden frame required for Figs. 68 and 69. In Fig. 78 the ridge A is shown as cut to allow the pipe to pass up to

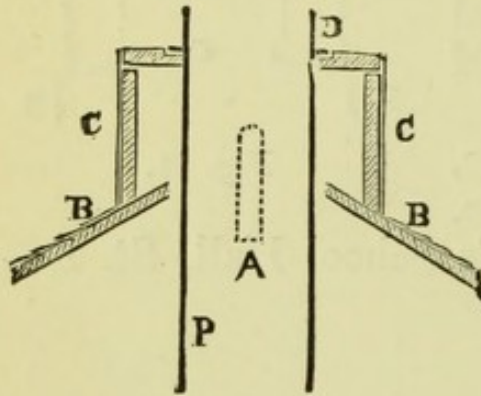


Fig. 76.

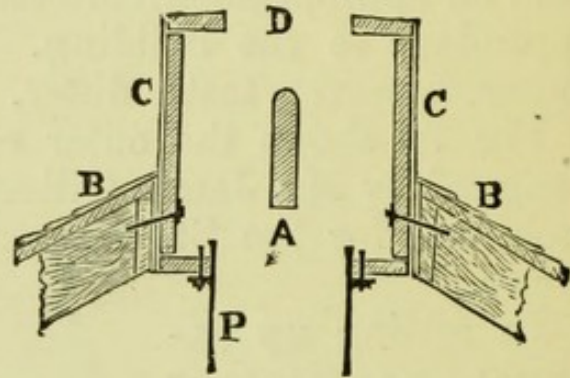


Fig. 77.

the ventilator, when it is required to pass the pipe up. In some cases when the pipe is large, say 2 ft. or more in diameter, the pipe is sometimes passed up without cutting the ridge, by cutting a slit out of each side of the pipe, and then soldering in a piece at the

part cut, or else putting in the pipe there in two pieces, and making all tight; the upper piece of pipe being slipped into the lower an inch or so, and soldered all round.

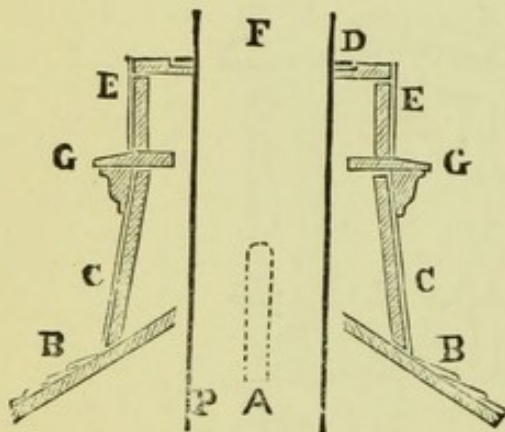


Fig. 78.

If preferred, however, the wooden frame in Fig. 78, may be made longer so as to go down inside the roof a bit and be fixed as shown in Fig. 77.

Fig. 79 is sketch showing both inlet and outlet venti-

weather to increase the up current the top of the seat at D, instead of being of wood, may be  $\frac{1}{8}$  in. or  $\frac{1}{4}$  in. thick sheet iron in Figs. 76, 77, and 78, so that the heated air off the gas flames may not come into contact with wood. It would not do to burn gas near to or below the wooden ridge if left in. See note to Fig. 60, page 93.



lation. *w* is fresh air inlet at window, and with hot water or steam piping to heat the incoming air.

*x* is a Tobin's tube fresh air inlet, with hole in wall below floor. *r* is either for supplying fresh air from outside through inlet *p*, or it may be an iron radiator.

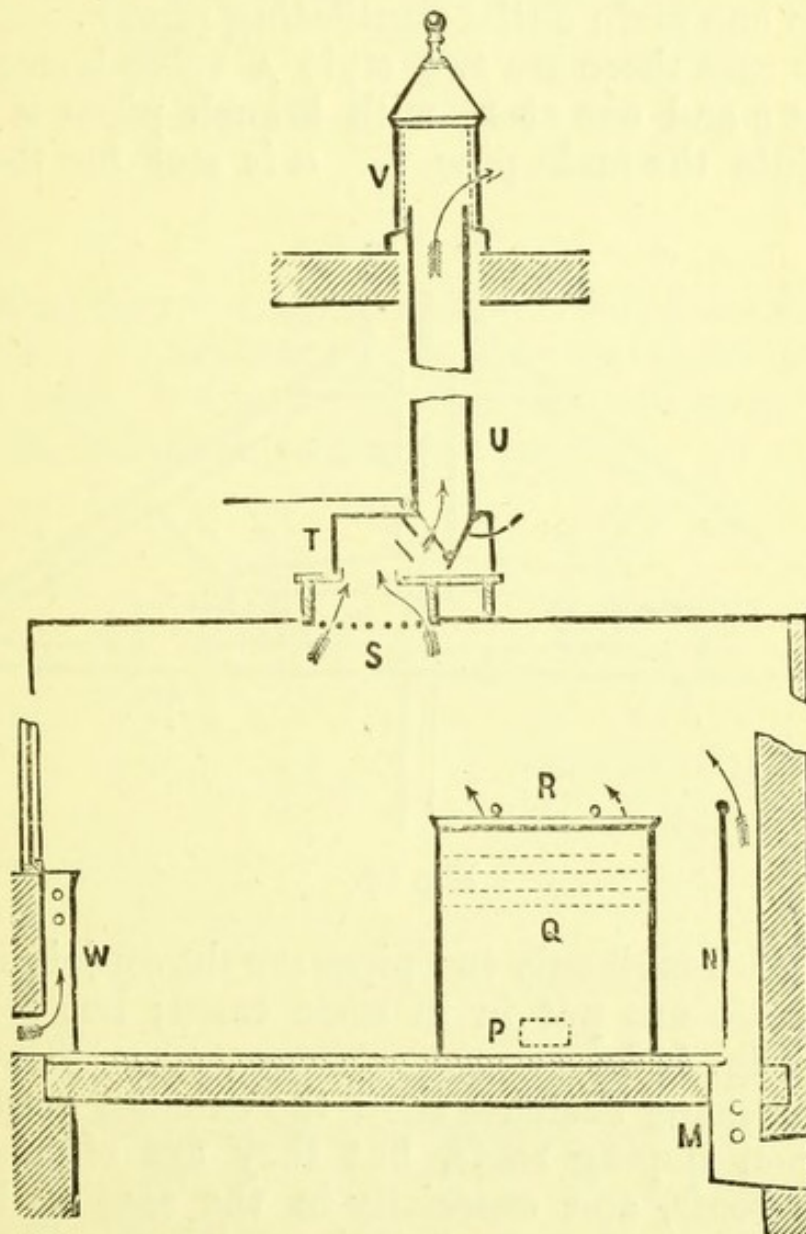


Fig. 79.

*t* is a self-acting valve-box, style A, set up above the ceiling. The outlet *s* in ceiling should always be larger than the full area of the pipe so as not to impede the outgoing air. The author has just seen some ceiling outlets whose area was considerably *less* than that of the outlet pipe; which is a great mistake.



In some cases provision may be made so as to light one or more gas jets inside the outlet ventilating pipe, above the valve box, as at *U*, at an odd time when it may be especially desired, in order to increase the speed of the outgoing air.

Fig. 80 indicates two separate rooms or halls ventilated into one main outlet ventilating pipe *B*.

In this case there are two style *A* valve-boxes fitted in, one at *c* and one at *D*, with branch pipes *E* and *F* joining into the main pipe *B*. *G* is seat for the ven-

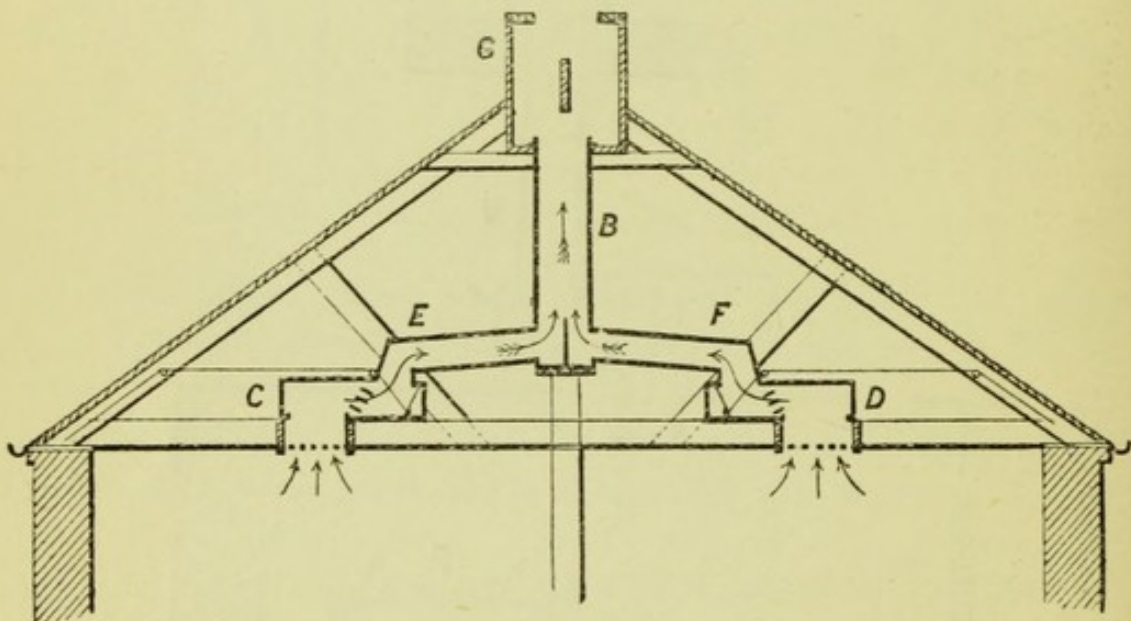


Fig. 80.

tilator. Although only two pipes are shown joining into pipe *B*, more are put in in some cases; but see page 173 and Fig. 138.

The foregoing sketches show the exhaust ventilators set up upon sloping roofs, but they are often set up upon flat roofs, and especially in the case of billiard rooms on the top flat of a building. There will only be about 1 ft. between the ceiling inside and the top of the sheet lead covering the platform. The author, in such a case, has put the self-acting valve-boxes in between the ceiling joists, as per Figs. 81 and 82.

In Fig. 81 we have a cross vertical section through the valve-box, *A A*, and the ceiling joists, *B B B*. *C C* is the ceiling, *D D* the lead on top of flat.



In Fig. 82 we have longitudinal vertical section of the valve-box, A, set in between two of the ceiling joists. E is a No. 1 Buchan's induced current fixed ventilator, set up upon the outlet pipe of the valve box. F indi-

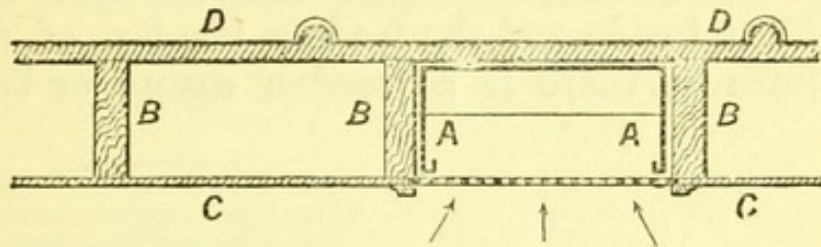


Fig. 81.

cates that four strong wires may be used for staying the ventilator; G indicates how the metal valve may be closed when desired by pulling the cord or wire H; J J show the self-acting silk valves open.

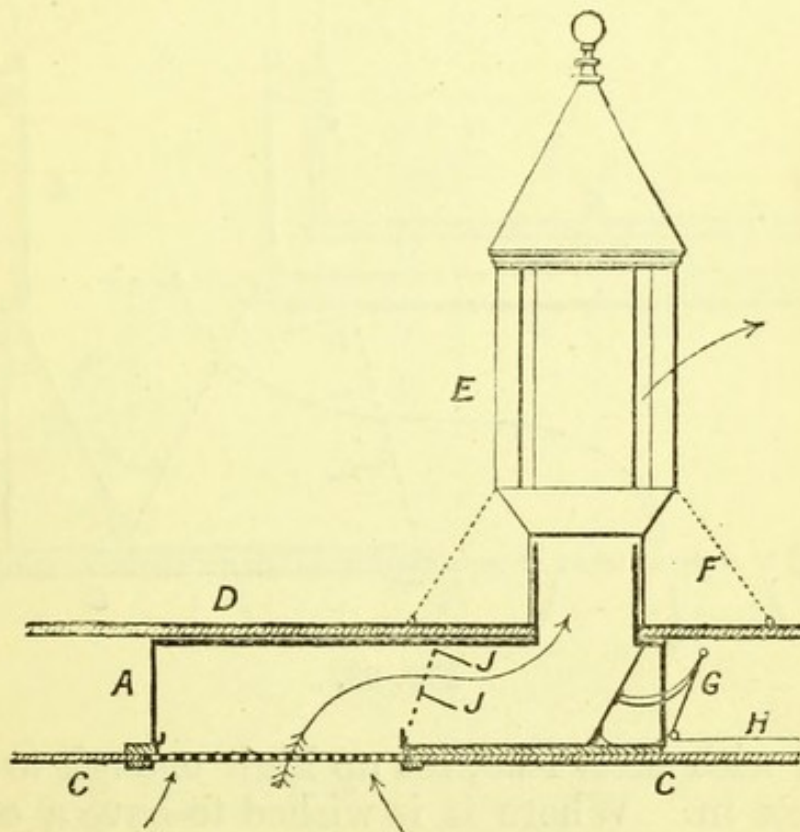


Fig. 82.

Fig. 83 shows how the 30-in. No. 2 ventilators, E, with flat covered top, were placed upon the flat roof, D D, of a large billiard room. c c is the ceiling inside, and A A is one of the 18 in. "style A," self-acting valve



boxes. Three of these were placed above the roof of the room, which has four tables in it. The room is 15 ft. high inside. The three ventilating outlets in ceiling are each about 30 in. square.

As the valve boxes are higher than the space between the ceiling *c* inside and the lead on the top of the flat or platform *D*, there is a wooden casing or box, *G G*,

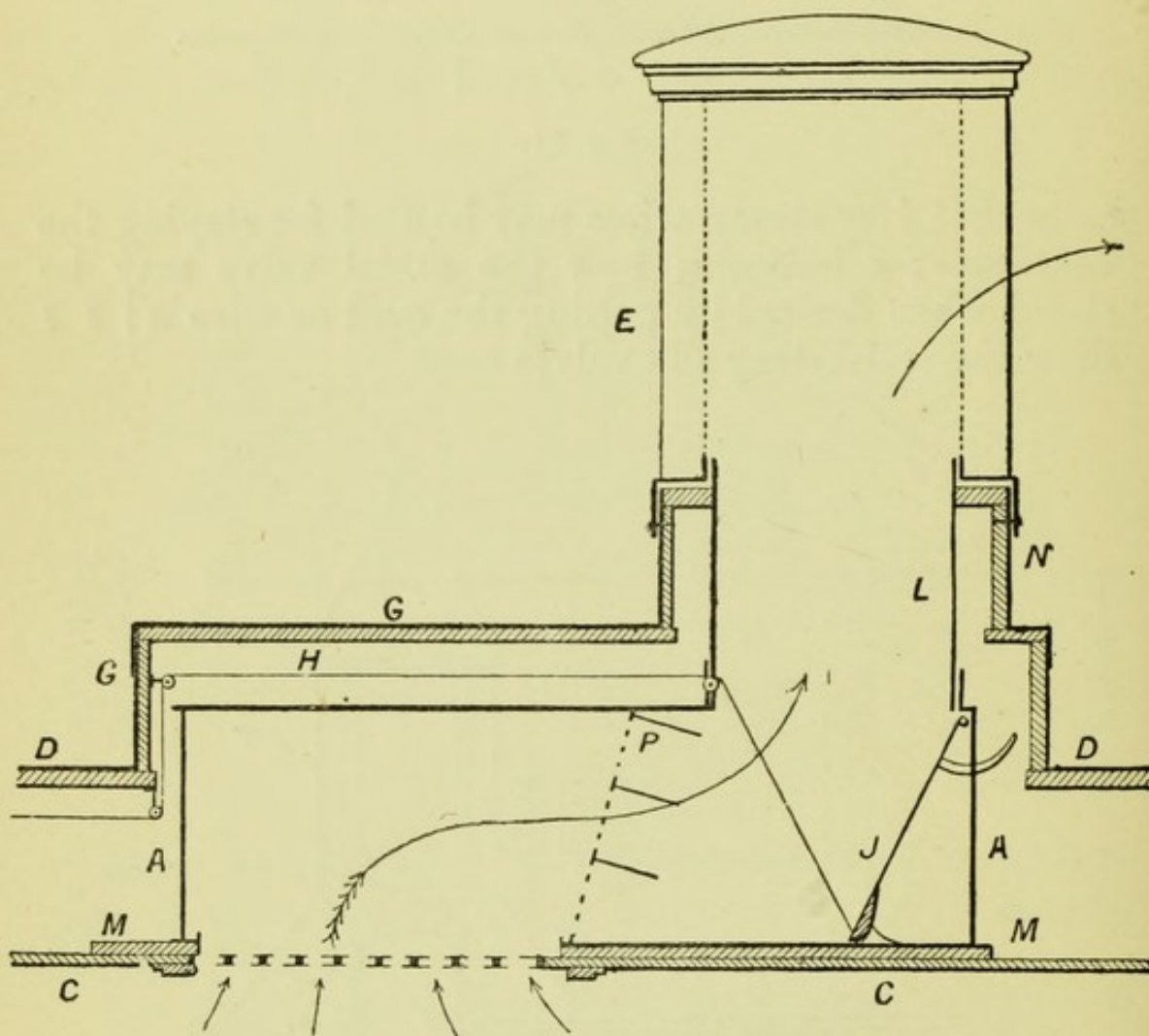


Fig. 83.

covered with sheet lead, set up high enough to let the valve box in. Where it is wished to have a cord put in, as at *H*, to work the metal valve, *J*, then a little extra height has to be allowed in the box *G* for this. The three self-acting silk valves are shown at *P*. *L* is a short piece of 18 in. diameter piping, put in between the top of the valve-box and the bottom of the ventilator. *N* is the square wooden base upon which the



ventilator sits. This base rests upon the wooden frame, *G G*. Both the wooden frame, *G G*, and the wooden base, *N*, have lead flashings to keep out the rain.

The valve box may rest upon a long wooden board, or on several shorter pieces placed crosswise for strength, as indicated at *M M*. Or it may be hung up by kneed

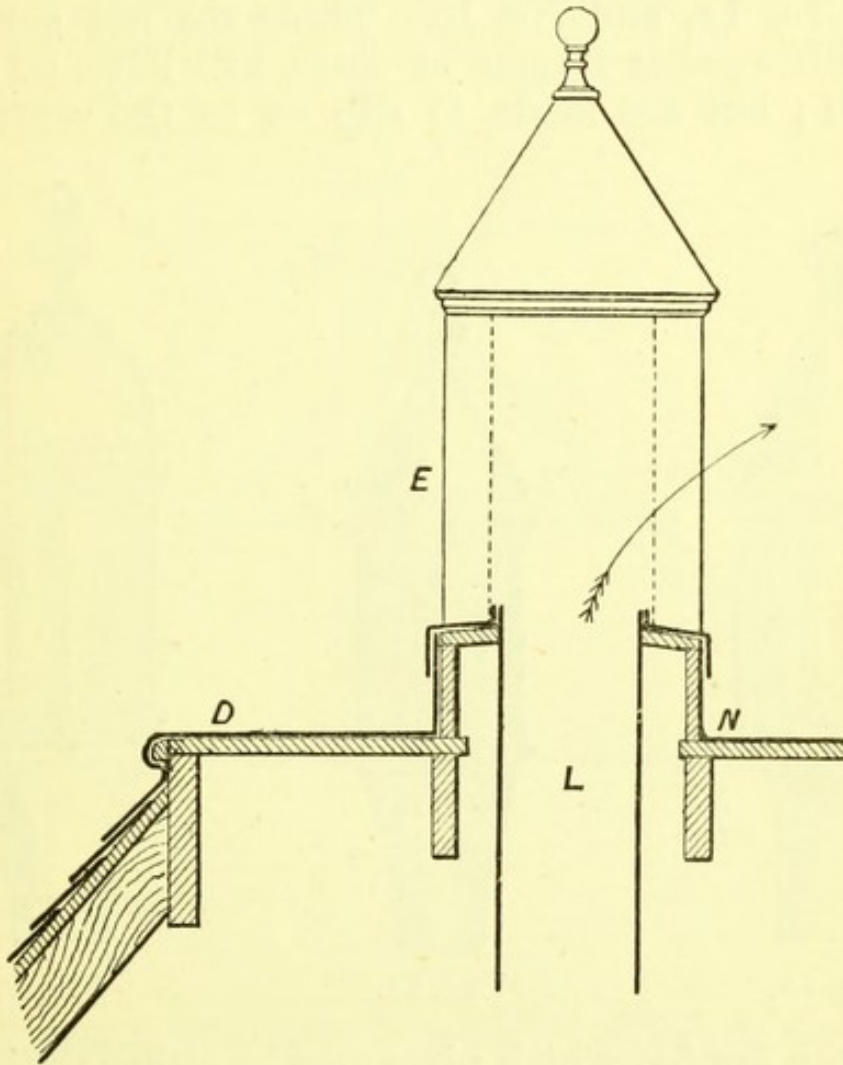


Fig. 84.

pieces of strong hoop iron. These are fixed to the sides of the ceiling joists.

This style, without the metal valve *J*, was adopted for the new billiard rooms of the new Athenæum at Glasgow; Messrs. Burnet, Son, and Campbell, architects.

Fig. 84 shows another style of setting up a No. 2 ventilator upon a flat roof, or rather upon the flat or platform on the top part of the roof. In this case it is



supposed that there is an empty garret space between the flat and the ceiling of the hall or room below.

L is the outlet pipe, E the ventilator, D the top of the flat, and N a square, or octagonal, or round wooden frame or seat upon which the ventilator E rests.

Figs. 85, 86, and 87 show different styles of induced-current fixed exhaust ventilators, styled respectively No 1, No. 1A, and No. 1c. These are not generally used with wooden frames or seats, like Figs. 63 or 64, 83 or 84; but are made to slip on to the ventilating




Fig. 85.

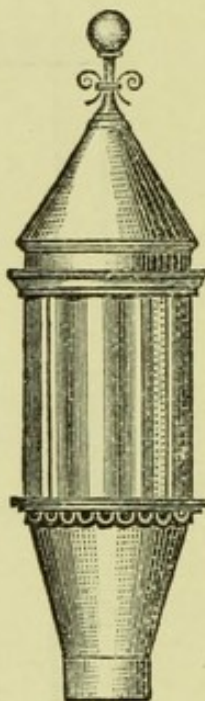


Fig. 86.

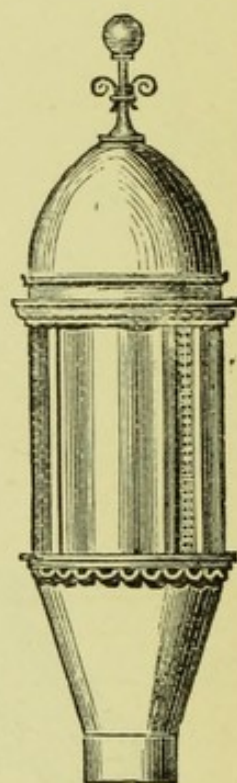


Fig. 87.

pipes they are for, which pipes may be either projecting up through the roof, as shown in Fig. 88, or the pipe may be set up against the wall of the building outside, as for the ventilation of soil-pipes, drains, sewers, workshops, water-closets, &c.

Fig. 87 ventilator, being ornamental in style, is nearly twice as expensive as the plain Fig. 85 ventilator, just as the ventilator in Figs. 67 or 70 is twice as dear as that shown in Fig. 63. The extra expense for ornamentation does not help the *working* any, although it may please the eye. In Fig. 88 the arrow D shows



the direction of the wind, while the arrow E shows how the wind after it has come up the slope of the roof is deflected forward after it gets above the ridge a little.

It was one of the author's Fig. 85 style of fixed ventilators that beat all the other wind-acting exhaust ventilators—fixed and movable—of the principal makers in the kingdom by about 94,000 lineal ft. in 21 hours' testing as explained in Mr. S. S. Hellyer's work, "The

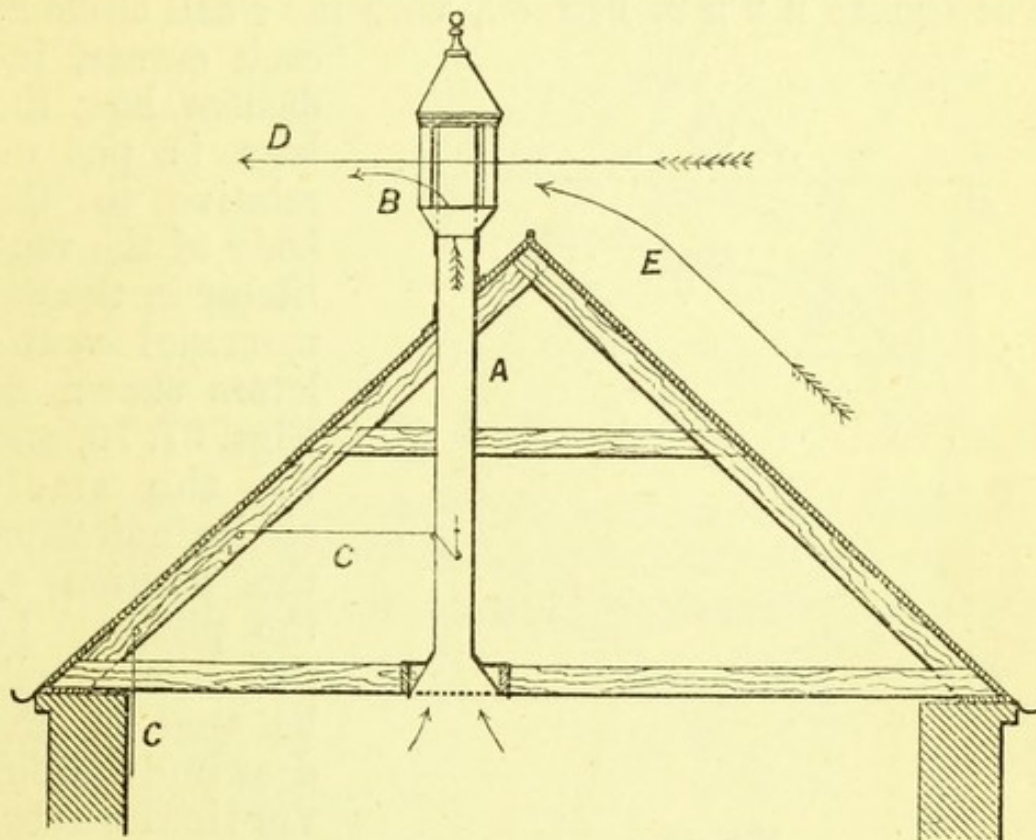


Fig. 88.

Plumber and Sanitary Houses."\* The result of this testing demonstrated that the use of old-wife cowls and other movable ventilators was a mistake so long as equally good or better *fixed* ones could be got. The movable cowl is apt to go wrong, or stick fast, and does not last so long as a good fixed ventilator.

Fig. 89 is horizontal cross section of the author's induced-current fixed ventilator (as per patent No. 3062 of A.D. 1885). The interior circle c shows the diameter of the up-cast ventilating-pipe. The diameter of the

\* Fig. 104 shows the ventilators Mr. Hellyer experimented with.



up-cast pipe in this case is more than half the diameter of the body of the ventilator, which body is confined within the large circle D.

The square A A A A shows how the square base is placed relative to the body of the ventilator, the four outlets being at the four *corners* in the No. 2 ventilators, as indicated in Fig. 63. The outlets are also at the corners in Figs. 68, 69, and 72.

The square B B B B, Fig. 89, with the small circle at

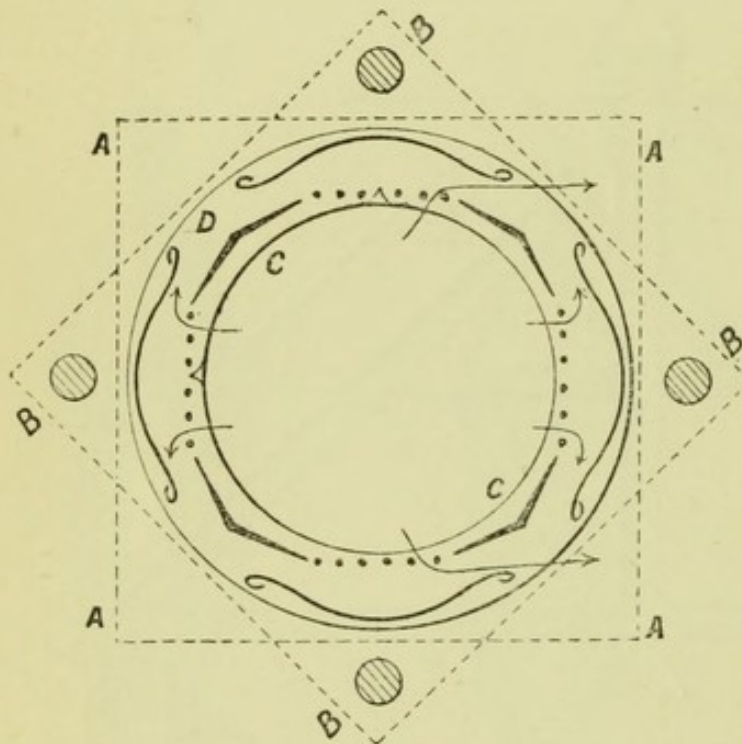


Fig. 89.

each corner, indicates how the base is put on relative to the body of the ventilator in the ornamental ventilators shown in Figs. 67, 70, and 73, the small circles indicating the position of the pillars. In this case, as will be seen in the drawing, the four vertical outlet openings are at the *sides*, or *between the pillars*. When Fig. 74 ventilator is used for the interior of the architect's own design of case, it is generally set up with the openings *between the pillars*, as indicated by B B square, Fig. 89.

The four outer vertical louvres are wave-shaped, as seen in the drawing Fig. 89.

Fig. 90 shows longitudinal vertical section of a Buchan's Patent Style A valve-box, with say 22 in. diameter outlet pipe F, for a 36 in. ventilator. The inlet s in this case is shown the same width as the outlet, but if the outlet be circular and the inlet square, and of the same width, the area of the inlet will be considerably the larger.



This valve-box is illustrated in the article on "Ventilation" in the new edition of the "Encyclopædia Britannica."

In some cases, as shown in Figs. 49, 51, 52, 53, and 55, and as indicated by the dotted circle *t* and dotted lines

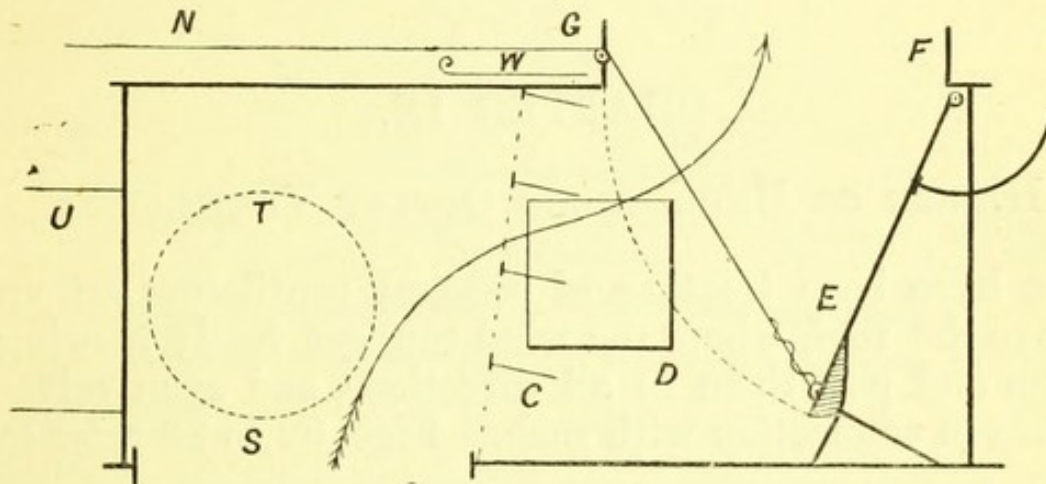


Fig. 90.

*u*, Fig. 90, the valve-box may have more *inlets* than one, in which case the bottom inlet *s* is reduced in size. The small square at *d* indicates that there may be a glass spy pane put in on each side of the valve-box, to look into its inside and see the self-acting silk valves *c c* working. These panes can be removed to get access into the interior of the valve-box. A sliding lid is sometimes put in at *w*, on top. *E* is the metal valve, which can be shut by pulling the cord or wire *N*, *G* is the strong brass pulley over which the cord works.

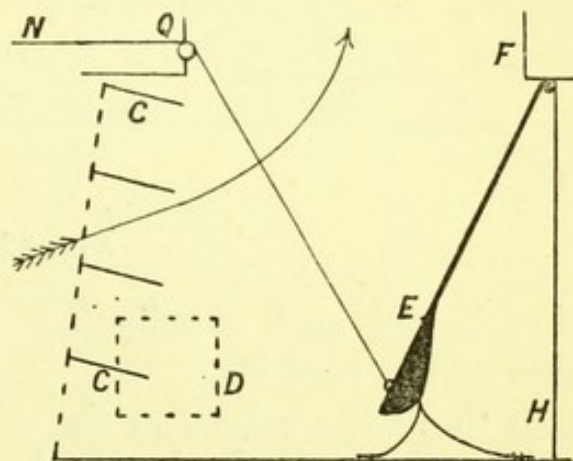


Fig. 91.

Fig. 91 is the anti-down-draught valve-box as made for an open roof\* for the same size of outlet pipe *F* as in Fig. 90.

\* If wished, an additional self-closing valve may be put in at *H*.



## CHAPTER IX.

### HIDDEN OR UNDER-RIDGE OUTLET VENTILATORS.

WE have been treating of exposed ventilators set up above the roof, where the wind can get freely blowing upon and past them in all directions, and upon valve-boxes in connection with such. Figs. 92 to 98 refer to

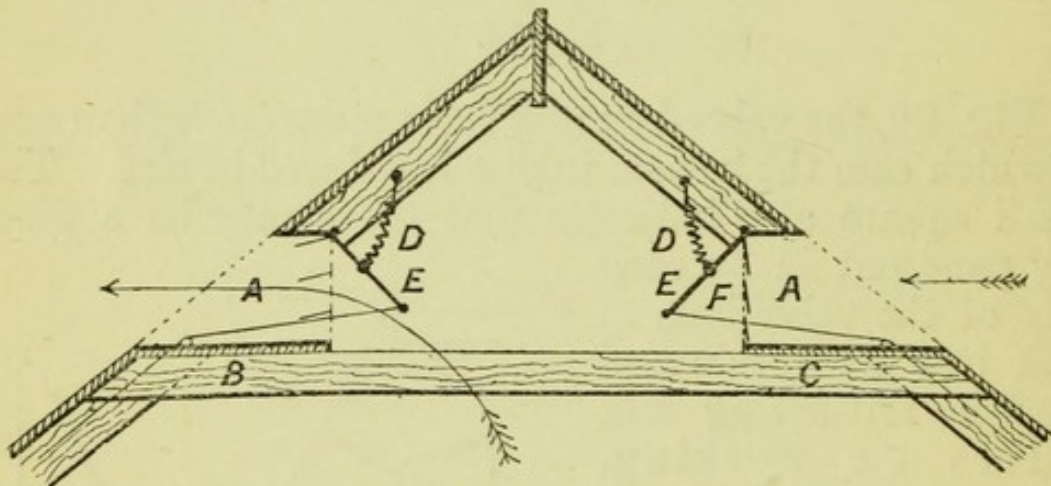


Fig. 92.

valve-boxes and ventilating outlets provided on the sides of the roof.\*

In these the valves on the windward side are supposed to shut, those on the leeward side to open—*e.g.*, in Fig. 92 the silk or cloth valves A on C side are shut, while those on the B or leeward side are open. D D are springs or cord, weight and pulley to keep the valves E E open. The cord F is for shutting the valve. Fig. 92 is supposed to show an open roof. In Figs. 93 and 94 there is

\* The working of these ventilators depends greatly on the air being pressed out through them from below.



shown a mode of applying the valve-box shown in Fig. 90 to the open channel system of outlet below the ridge. In this case the outlet ventilator *c* is placed in the centre of the open channel, and communicates with the valve-box *A* by the pipe *B*, while the vitiated air which

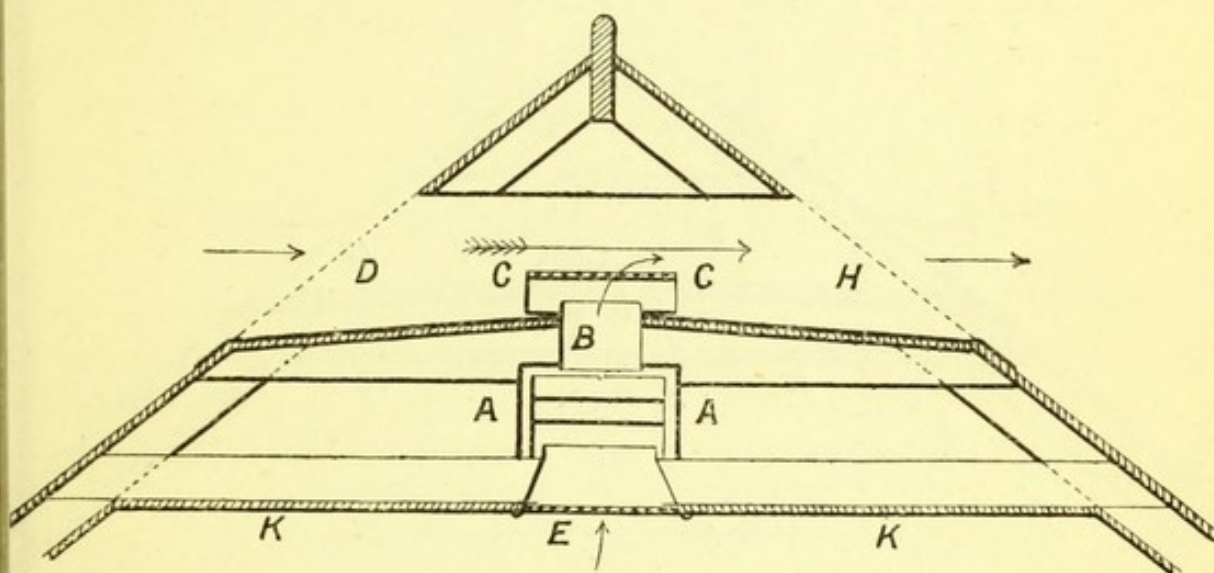


Fig. 93.

comes up through the ceiling-opening *E* passes off on the leeward side of the roof as at *H*.

Fig. 95 dispenses with the valve-box shown in Fig. 94, and with the ventilator *c* in Fig. 93, and instead shows a Buchan's self-acting open-channel valve-box *B C*, set in the middle of the open channel *A D*. The wind is shown blowing upon the side opening *A* in roof, which closes the valves on the windward side *B* of the ventilator and allows them to open upon the opposite or leeward side *c*, and thus allows the outgoing air to come up the ceiling opening *E* and out through *c* and *D*. *D* may be either a grating or louvres.

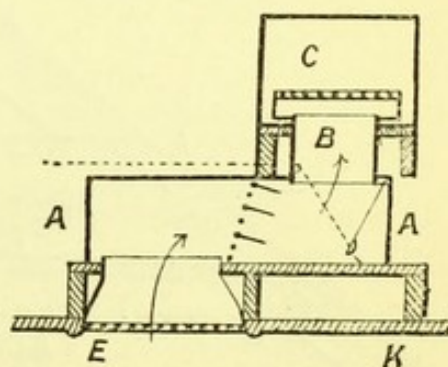


Fig. 94.

Fig. 96 shows the valve-box exposed in the interior of the building below the ceiling. It is merely shown as a modification from the foregoing, which may be



used if desired. Fig. 97 shows the system of open-channel ventilation below the ridge, invented by Mr. John Honeyman, F.R.I.B.A. The upper sketch shows cross section of the ventilator with the valves partly

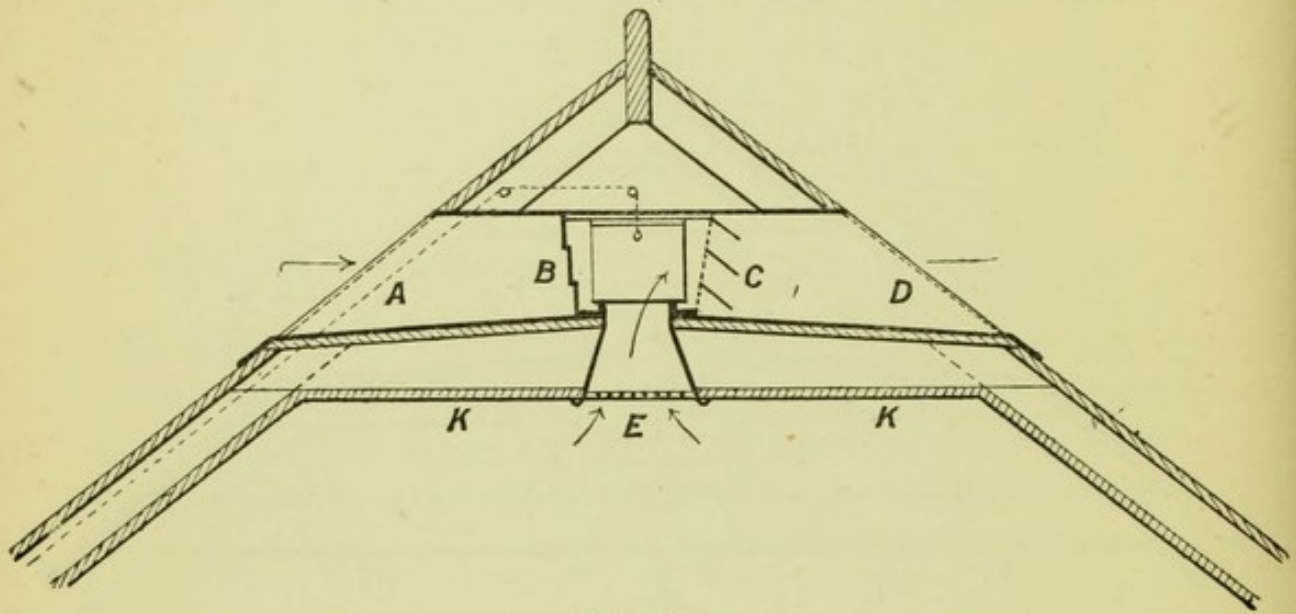


Fig. 95.

open. The lower sketch is a longitudinal section showing the centre barrier *c c*, through the centre of which the short pipe *d* is fixed with the intention of helping to

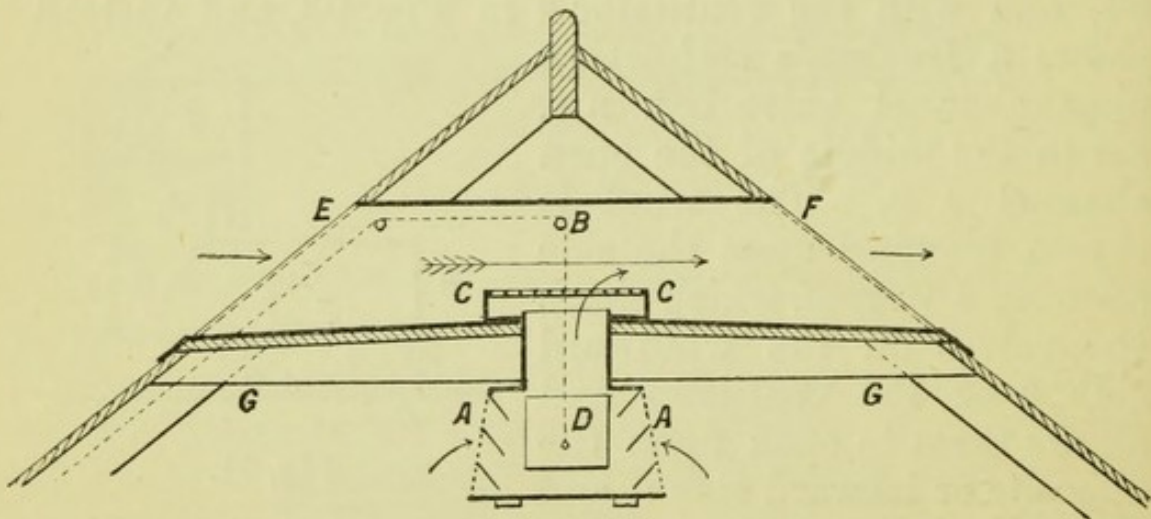


Fig. 96.

open the valves *B B* on the leeward side of the barrier, and inducing an upward or outward current.

Fig. 98 is sketch of Cormack's plan of inducing a current by means of the small tube below *c*, which in



this case is movable, being suspended by a couple of copper wires so as to hang in the centre of the pipe E.

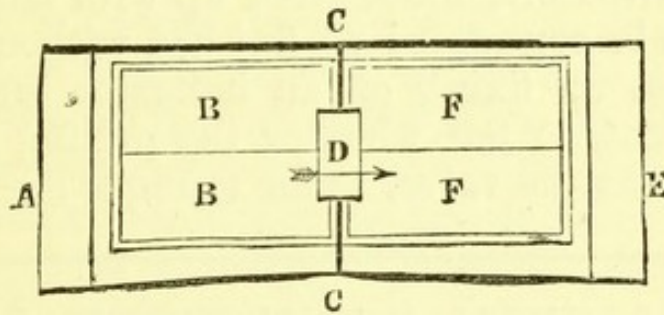
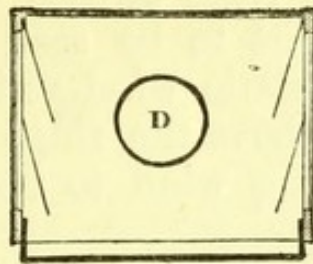


Fig. 97.

The wind is supposed in the sketch to come in at the side D, and go out through the small tube and the large pipe E,

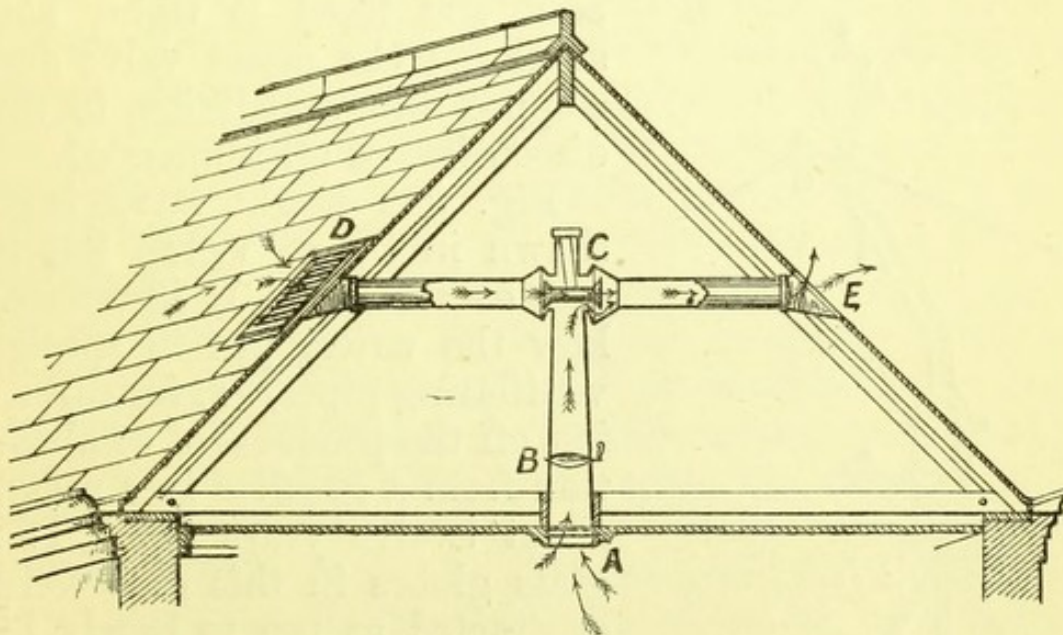


Fig. 98.

the air from the room coming up the pipe A. B is a valve for stopping the ventilation when wished.



The author does not consider these styles of outlets *below* the ridge so satisfactory as the styles of outlet ventilators *above* the ridge already shown. Ventilators have as good a right to be seen upon buildings as chimneys, and automatic wind-acting appliances work better when set up above the ridge so as to get the full benefit of the passing wind to increase their exhaust power.

The author may here give a caution to contractors, and a warning to the public, not to allow the foregoing exhaust ventilators, when fitted up with metal valve or damper, to be considered as finished without the party fitting them up fixing on an indicator brass plate, or its equivalent, to tell whether the pulling of the cord shuts or opens the valve, as for example:—

**VALVE OPEN WHEN CORD SLACK.**

or *vice versa*, as the case may require. In a number of cases where this has been omitted the people pulled the

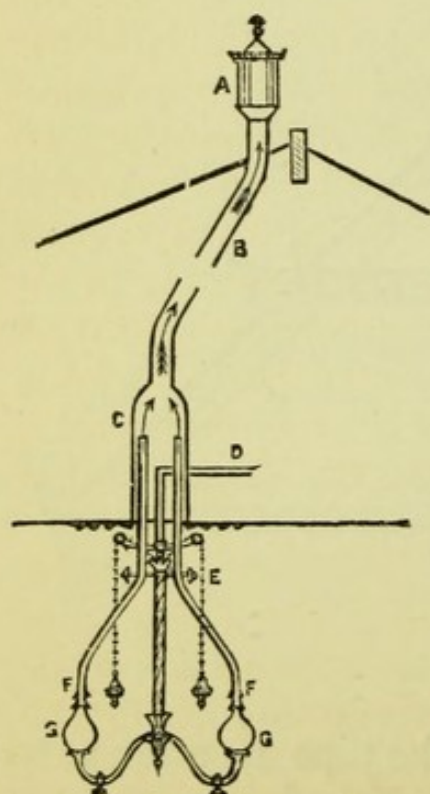


Fig. 98A.

cord and fixed it tight, and so closed the metal valve and stopped the ventilation, to the discomfort of all influenced.

Fig. 98A might have been shown in Chap. VIII., but it was overlooked. It illustrates how the writer put in special ventilating pipes, FF, for carrying off the products of combustion from a gasalier in a room, about twelve years ago. The glass globes in this case were contracted at top to barely  $1\frac{1}{2}$  in. diameter outlet, the pipes FF being  $1\frac{1}{2}$  in. diameter. With the usual globes the pipes FF would require to be larger.



## CHAPTER X.

### MICRO-ORGANISMS IN SCHOOLS, ETC.

IN treating upon the source of micro-organisms in schools it must first be understood, as demonstrated by Professor Tyndall, that when the air in an enclosure is still the dust and micro-organisms settle down in a few hours to the floor, and leave the air comparatively pure, so that a certain amount of physical disturbance is required in an apartment in order that micro-organisms may be present in its atmosphere.

In an experiment made in the High School at Dundee with one of the classes in a room, under ordinary conditions, the organisms amounted to 11 per litre. Upon the boys being told to stamp with their feet on the floor, a cloud of dust was raised, when upon being tested the atmosphere of the room showed 160 organisms per litre.\* This stamping by the scholars could not be much worse than the abominable way in which many school-rooms are swept out, the air being often loaded with dust like smoke in the process. Some simple mode of preventing this on an antiseptic principle ought to have been introduced and forced to be carried out long ere this. The banishment of religious animosity, and a reduction in money-grubbing, with the display of a greater amount of practical good commonsense, would greatly benefit both the scholars and their teachers. How the rising generation is treated in the schools has a great deal to do with the progress of the race, physical poisoning producing mental decrepitude. "To the

\* This shows that making the children stamp, tramp or beat time with their feet *in the school-room* is a mistake.



pure all things are pure" must be taken *cum grano salis* from a sanitary point of view, for the saint may succumb quite as quickly as the sinner in an atmosphere highly vitiated by CO<sub>2</sub> and its enervating associates.

Micro-organisms are not considered to be given off to any harmful extent in the expiration of healthy people. They are, however, in the cough and spittle of the unhealthy. They may, therefore, breed and multiply in badly-ventilated and improperly-cleaned rooms, and the older the school or room the more infected may it be, and more especially as, until quite recently, almost no schools were properly ventilated or cleaned as they ought to be, the air of some, if not even of many, being shamefully vitiated, not only by exhaled air from the lungs of the scholars but also by air from the drains, so that both teachers and scholars appear to have been killed as surely as if they had drunk liquid poison. A knowledge of the disease is half the cure; so ventilate the school efficiently and cleanse the floors and walls properly, and also watch the drains (see page 181), and the micro-organisms will be kept down and their power for evil prevented.

On page 129 of *Health*, for May 30th, 1890, Dr. Andrew Wilson gives some important information about the spread of typhoid fever. He says it has come to be generally admitted that the transmission of typhoid fever takes place principally, if not exclusively, through the water supply; but other ways may exist, as by the breathing of air contaminated with the spores of the typhoid bacillus or germ. He gives an example of several barracks, where the soldiers suffered severely from typhoid, which disappeared after the buildings were evacuated for a time and thoroughly cleaned and disinfected. An examination of the dust from the infected barracks, by Dr. Chour, showed an average of 14,000,000 germs per gramme (a gramme is fully 15 grains). This observation may serve to confirm the opinion that typhoid fever may be incurred through breathing sewer gas and drain emanations.

In reference to leprosy the remark is made that the



period of its prolonged incubation—often of several years' duration—renders it difficult to trace the original source of infection.

It appears to the author that other diseases of a low type amongst us may arise from some fungoid germs taken into the system when living in houses the ground-flat of which is damp, or where beneath the floors the wood is rotten from damp and confined air, and other causes. Rooms, schools, &c., which are not asphalted underneath, and where the air is often musty, are not healthy.\* A person may go on breathing the air of such for a considerable time before the bad effects are felt, although the seeds of after-disease may be sown. In this connection people are wise who err on the side of being particular—too particular, if you like—for each person, man or woman, has but one life. It is not always the ignorant who neglect precautions, for sometimes those who ought to know better refuse to take precautions. In fact, to hint at the necessity for such sometimes provokes anger, but Nature's grasp, if allowed to tighten, is often too firm to loose, and the daily paper by-and-by tells of another friend or acquaintance prematurely gone over to the great majority.

The following quotation from *Health*, for July 11th, 1890, on "Ventilation and Organisms in the Atmosphere," may be useful here:—

"Experiments were made by Dr. Stern in the Hygienic Institute of the University at Breslau regarding the influence of ventilation upon the number of organisms present in the air of rooms, from which the following conditions are summarized:—

\* A new school has just been opened with great pretensions in the ventilating way. Its supply of *fresh* air comes from inside the walls and below the floor of the school; yet, notwithstanding, the architect, the ventilating and heating engineers, and the doctor all unite in asserting that the schoolrooms should have been asphalted underneath—such has not been done. Should the children suffer from this, the members of the School Board ought, in such circumstances, to be held personally liable.—Latest telegram: "School invaded by rats."



"1. Except by very strong winds bacteria are never driven off from moist surfaces.\*

"2. For this reason only the organisms which are not killed by being dried are found in a living condition suspended in the air.

"3. In general it is uncommon to find isolated or single organisms in the air. They are usually present in numbers or colonies, clustered together upon coarser dust particles.

"4. In still air, because of their higher specific gravity, they quickly gravitate to the surface.

"5. A multiplication of bacteria does not occur in the atmosphere because of the absence of the necessary amount of moisture.

"6. In harmony with the last two facts are the observations of Hesse, Frankland, and Petri—namely, that in general the number of organisms present in the air is small. This is especially the case over moist surfaces and in sheltered spaces where the air has been but little agitated.

"Bearing in mind these facts, Stern endeavoured to arrange his experiments so as to have as nearly normal conditions as possible, but for purposes of accuracy he increased the number of organisms upon which to work to a degree rarely or never found in the air.

"A room with four ventilators was selected; two of which brought air to the room and two carried it away. In each case one ventilator for incoming and one for outgoing air were under the ceiling on opposite walls, the remaining two being just above the floor. By this arrangement diagonal currents from floor to ceiling (summer ventilation) or from ceiling to floor (winter ventilation) could be produced at will.

"He then closed all registers, cracks, and openings

\* In 1874 the writer asserted that it was a mistake to suppose that disease germs would come through a proper water trap, or that they could jump out of the water—like flying fish—supposing they were in it. Further, the advantage of too strong an air current through drains and soil-pipes is questionable on account of the danger of this current drying the interior too quickly and dislodging and carrying along with it disease germs, or particles of matter containing such.



by which air could enter, thoroughly disinfected walls, floor, and ceiling with sublimate solution, and analyzed the air for bacteria. None were found.

"His next step was, by aid of an atomizer, to completely fill the air with a mixture of dust and bacteria, and determine what effect would be produced upon the number of organisms present in the air by—

"1. Allowing the air to be perfectly quiet for a given period of time.

"2. Moderate ventilation (renewal of the whole volume of air one to three times an hour).

"3. High degree of ventilation (renewal of air six or seven times an hour).

"4. Saturation of the air in the room with aqueous vapour.

"His conclusions were as follows:—

"a. When the air of the room was perfectly still the dust and bacteria sank quickly to the floor.

"Where ordinary dust (as from library or school shelves) was employed, the air was almost entirely free from bacteria after an interval of one and a half hours.

"b. With ordinary ventilation, that is a renewal of the air one to three times an hour, the disappearance of organisms from the atmosphere took place hardly more quickly than when the air was allowed to remain still. When 'winter ventilation' was employed, the diminution in the number of organisms was slightly hastened.\*

"c. An increase in the degree of ventilation increased gradually the rate of disappearance.

"The lowest limit of ventilation which caused an appreciable acceleration in the rate of disappearance of the germs from the air was an exchange of from six to

\* If "winter ventilation," or drawing off the vitiated air near the floor, only "slightly hastened" the diminution of the number of organisms, it is of little value in comparison with its faults otherwise, especially in this climate, and for the greater part of the year at least. This drawing off of the air at the floor is part of one of the mechanical systems, but as the machine is generally stopped for about sixteen hours out of the twenty-four, it is questionable where the advantage of it comes in as against a school well ventilated automatically, well flushed at the intervals, and where the ventilation can go on free of expense for the whole twenty-four hours.



seven times an hour of the whole volume of air in the room.\*

“*d.* The rapid and complete removal of the germs from the air of a room can be accomplished only by the employment of very strong draughts.

“*e.* No degree of ventilation, however high, was sufficient to cause germs to rise from carpets, furniture, clothing, &c., into the air.

“*f.* Saturation of the air with aqueous vapour is not to be relied upon as a means of depriving the atmosphere of the germs suspended in it. It does, however, to a limited extent accelerate their disappearance.

“In consideration of these conclusions Stern feels justified in recommending as a means of disinfecting rooms which have been occupied by persons suffering from infectious diseases, that as soon as the patient has been removed, the room be closed and allowed to remain so for at least twenty-four hours, after which it is to be quietly entered, and floors, wall surfaces, and furniture mopped with cloths saturated in corrosive sublimate 1:1,000.† Under no consideration is dusting to be countenanced.”

\* When a school (or church, &c.) has got full and proper automatic provision for ventilation, then, with provision for ample flushing in the intervals of non-occupancy, the micro-organisms ought to be as low in it as in a mechanically ventilated school, if not even lower, both schools being kept equally clean otherwise. See pages 165 and 167.

† That is, diluted with water in the proportion of 1 of corrosive sublimate (bichloride of mercury) to 1,000 of water.



## CHAPTER XI.

### ODDS AND ENDS.

WE may here make a few further remarks on the ventilation of the ordinary living-rooms in houses in addition to what has been said on pages 51 to 57.

In his published lectures on "Dwelling Houses, their Sanitary Construction and Arrangement,"\* Professor Corfield, M.D., &c., says: "In this climate we cannot change the air of a room more than three or four times per hour without causing draught, and so each person ought to have from 1,000 to 750 cubic ft. of space; the air of which should be changed three or four times per hour respectively. The way in which this space is arranged is also a matter of some importance. For instance, the air above a certain height is of little use for purposes of ventilation if combined with too small a floor space.† . . . We are not able to insist on anything like 1,000 or 750 cubic ft. of space in all instances, and amounts varying down to as low as 300 cubic ft. per individual are adopted.‡ In the case of a family living in one room, which is so small

\* Published by H. K. Lewis, 136, Gower Street, London.

† Mr. John Honeyman, F.R.I.B.A., Glasgow, has called special attention to this in connection with workmen's houses, or small and flatted houses generally, in order to show that too high ceilings are not a benefit in working men's houses. In the author's opinion an apartment 8 ft. 8 in. high, and ventilated as per H and F, Fig. 23, would be much better for working men's houses in cities, than one 10 ft. high, and not so ventilated. Extra elbow-room, with good ventilation, would be much better than useless head-room without it.

‡ The present minimum in Glasgow is 300 cubic ft. for each adult, but 400 is aimed at. The smaller houses are ticketed, *e.g.*, "950 cubic ft., 3 adults," "1,240 cubic ft., 4 adults," and so on.



as to afford less than 300 cubic ft. per individual, it is usual to consider that the limit of over-crowding which should be allowed by law has been reached." At 300 cubic ft. for each person this would mean for six persons a room 15 ft. long by 12 ft. broad by 10 ft. high, or one 13 ft. by 12 ft. by 10 ft., and bed 6 ft. by 4 ft. by 10 ft. high. The air of an apartment this size with even two persons in it would soon get vitiated, and especially at night after the gas was lighted if provision did not exist for ventilation. Happily in such cases there is generally one provision for ventilation in the shape of the chimney, which carries off the air from a height of from 2 ft. 6 in. to 3 ft. 6 in. as the case may be above the floor. As the air may go up the chimney at the rate of from 60 cubic ft. to about 200 cubic ft. a minute, this makes from 3,600 cubic ft. to 12,000 cubic ft. an hour, which might do more good than it does in practice if this air went out of the room in the best way to promote real ventilation and benefit the whole of the room, but this is not generally the case, as one corner or side of an apartment will be much more in the air current than the other side; then if there is no provision for carrying off the air at a higher level than the fireplace, then all above its level is a cistern for containing and holding the bad vitiated air exhaled from the lungs and produced by the lighted gas, candles, or lamp.

Inhabited apartments—whether kitchens, parlours, dining-rooms, drawing-rooms, or bed-rooms—ought all, therefore, to have other and a higher provision for carrying off the vitiated air than the fireplace.

When the house or building is being erected it would be easy for the architect to make provision (if he either exercised or *were allowed to exercise* the forethought) for carrying off the vitiated air inside the walls\* from near the ceiling on some such principle as that illustrated in Fig. 23, where upcast flues or pipes, H H H H, are put in inside the walls, and all the better if alongside and

\* As to whether or not this would necessitate the walls being somewhat thicker is a question for the architect to determine.



between the vents, so that they get the benefit of the heat from the vents to increase the draught upwards. The outlets at top may either be as indicated at w, x, or r, Fig. 23, or they may all be as indicated at r, Figs. 23 and 24.

Fresh air may enter either at the windows, as shown at f, Figs. 22 and 23, or by some of the other styles of fresh air inlets.

In the case of erecting warehouses and other buildings where it is not intended to use fires, yet 9-in. or 10-in. or larger flues should be built in the walls and in the piers between the windows so that they might be utilised for ventilation.

In a large warehouse erected some years ago the architect put in such a flue in every third pier of the outer walls, missing two. By-and-by the building came to be altered, when more ventilation was desired. Had there been a 10-in. flue in each pier it would have been very serviceable, but there was not, so that much after expense had to be incurred.

It is not fair to the servants, and especially in kitchens having a close range, not to have some provision for carrying off the heated air in the kitchen at or near the ceiling. I have recommended a short piece of 4-in. diameter galvanised iron pipe about 6 in. long to be put into the vent below the ceiling with good effect. This small pipe has been acting well in the kitchen of my own house for the last eight years. In houses where the kitchen is sometimes used as a laundry and to dry clothes in, the clothes will dry very much more quickly where there is ventilation than where there is none, because where proper ventilation exists the vapour is rapidly carried off.

In the laundry of a large mansion house where the writer was working, the laundry maid complained of the long time the clothes took to dry, while she was always troubled with headaches when ironing there. Both complaints were cured by putting in a galvanized iron air pipe like c, Fig. 22. In this case the pipe was exposed.



In some inclosures, especially if more flats than one, and for workshops, &c., provision for outlet ventilation may sometimes be made by putting in one or more self-

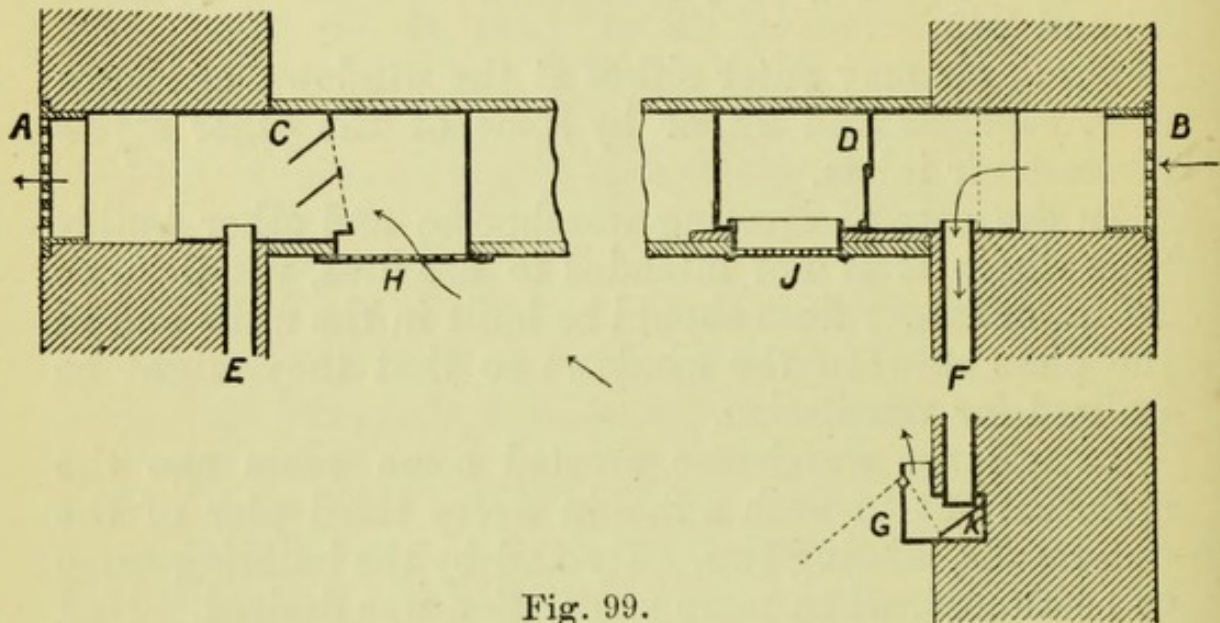


Fig. 99.

acting valves to open outwards, as per Figs. 99 and 100, one or more on each side of the building. In Fig. 99, the valve-boxes are placed above the ceiling, and between the joists. In Fig. 100 they are placed in the outer walls.

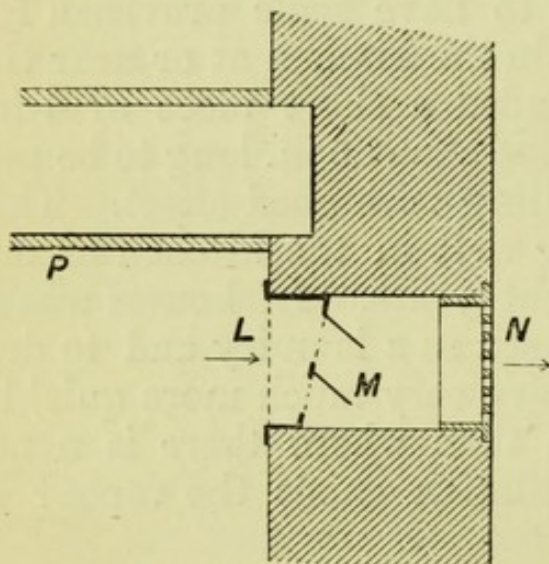


Fig. 100.

Ships require to have provision for ventilation fitted into them, as well as houses. In large ships, both inlet and outlet shafts are carried down to the various holds, as well as to the cabins and sleeping-rooms, on some such principle as roughly sketched in Fig. 101.

An ordinary style of ship ventilator, used either to act as an inlet or an outlet, according as the mouth B is turned to or from the wind, is shown in Fig. 102. In this case the top part rests upon a shoulder at A A,



Fig. 103 shows patent induced-current fixed ventilator, as used upon ships. These are much stronger than those used for houses, as they may have to stand the

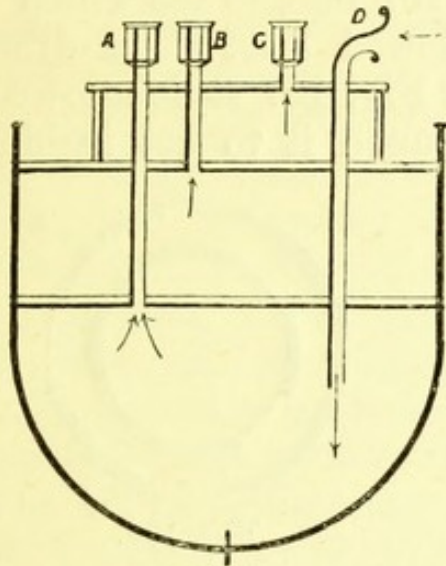


Fig. 101.

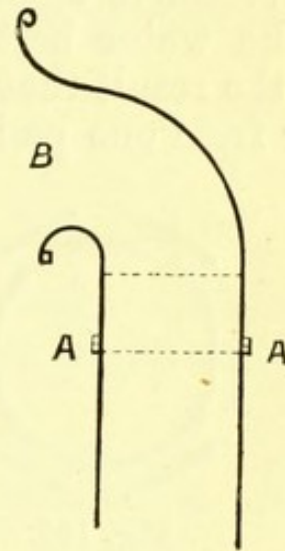


Fig. 102.

dash of the waves occasionally. They have also an extra inside guard plate at each opening, in order to make it more difficult for water or spray to get in and down the upcast shaft.

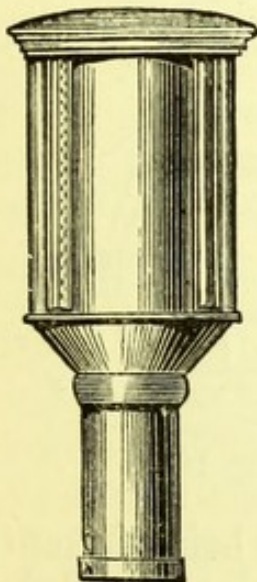


Fig. 103.

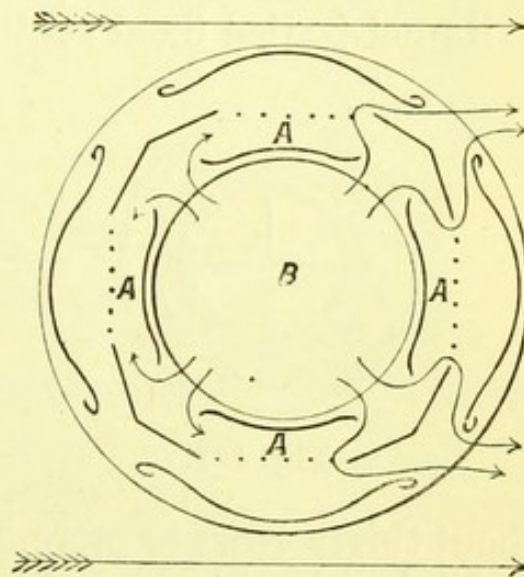


Fig. 104.

Fig. 104 shows cross-section of the body of the author's ship ventilator, A A A A being the four extra vertical guards (which do not exist in Fig. 89 style) for preventing the dash or spray of the waves from getting



access to the pipe or shaft B, although the water did manage to get in past the perforated screens opposite. This ventilator was tested by the engineers of the Clan Line steamers against Fig. 107 one, to see which kept out the water best and allowed least down-draught, with the result that whereas Fig. 107 style allowed the water from one pail dashed upon it to get inside and

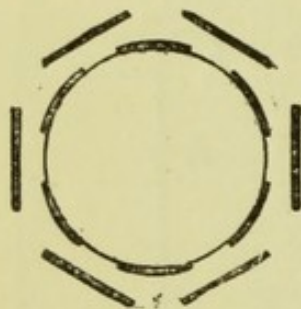


Fig. 105.

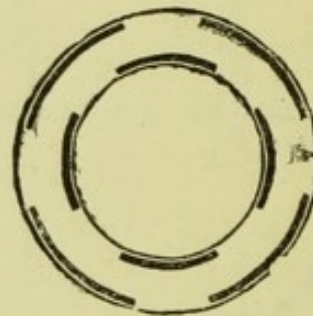


Fig. 106.

down its shaft, Fig. 104 defied two pails strongly dashed upon it at once; Fig. 104 also allowed much less down-draught than Fig. 107. The vertical outer guards of Fig. 107 were much too open, while also the inside arrangement was unnecessarily complicated, and the cross-divisions in centre, in my opinion, of no use.

Round-bodied fixed ventilators have been in existence

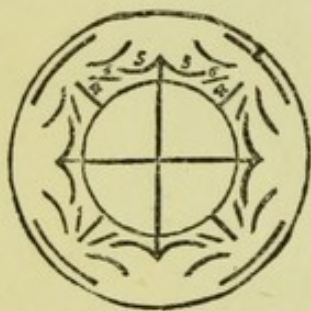


Fig. 107.

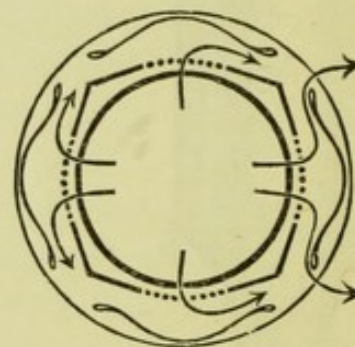


Fig. 108.

about thirty years or more, Fig. 106 style being invented by Finlay about 1860, and Fig. 107 by the late Mr. Robert Boyle in 1872. This latter one used to be well known in the market as Boyle's Air-Pump Ventilator, but it is now superseded by another one of simpler arrangement, and said to work better.

Fig. 105 is older than any of the foregoing. It was



invented by Wilson about A.D. 1856, and is hexagonal in section. It had too many openings about it for a good extraction ventilator, as the wind gets in at the one side opening and out at the other too readily, instead of extracting from the centre pipe or shaft as desired. For this reason a ventilator made, as per Fig. 108, in the author's style, will be often exhausting very well when the others will be doing poorly, or allowing down-draughts. The results of many experiments, which were published in the London architectural and technical journals, proved that.



Fig. 109.

Instead of the perforated metal in the inner case, as per Fig. 108, a  $\Lambda$  piece may be used as per Fig. 109, but the author prefers Fig. 108 style.

Movable exhaust ventilators, or "cowls," both revolving and veering, used to be very popular, but as experience has shown that they are more liable to go out of order than the fixed ones, and, generally speaking, do not last nearly so long, it is a mistake to use them, and more especially since, in the elaborate experiments conducted by Mr. S. S. Hellyer at London, Fig. 85 fixed ventilator excelled all the other principal makers' ventilators tested, both fixed and movable. This is alluded to in the article on "Ventilation" in the new edition of the "Encyclopædia Britannica."

In regard to the large wind-acting, revolving ventilators, these may often be seen standing still when there is not sufficient wind to turn them; in which case their screw blades do harm by proving an obstruction to the current of air that may be coming up the shaft.

Fig. 110 shows the application of a forced air jet through the small jet tube A, for the purpose of increasing the out-current of air through the ventilator c, in calm or close weather. The forced jet may come from

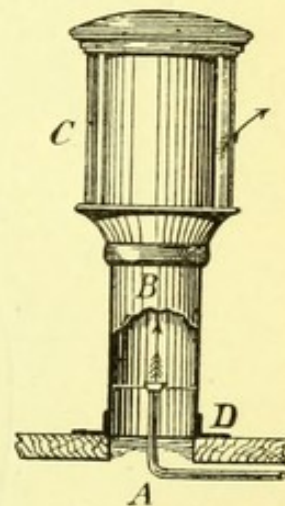


Fig. 110.



a fanner driven by steam, gas, or water power, or by a falling weight, or from an air-pump. This forced jet

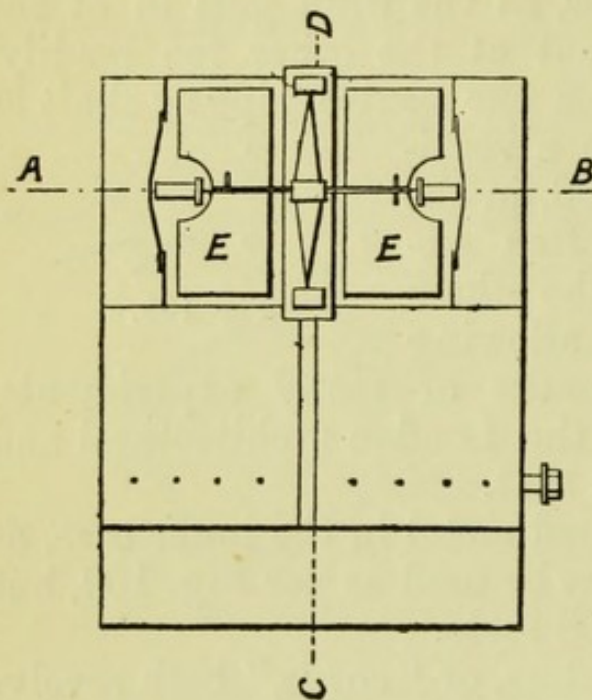


Fig. 111.

is used in some steamships, and in other places which have engine power. Verity's water-jet fan, invented in 1880, has been used for ventilation. Fig. 111 shows a ground plan, and Fig. 112 section. On the line *CD* in plan, *EE* are the fan blades, with the driving wheel (*F*, Fig. 112) between. At *G* the water-jet tubes are seen. In

towns the use of the water has to be paid for, and a waste-pipe is required to carry off the waste water. Care has to be taken that

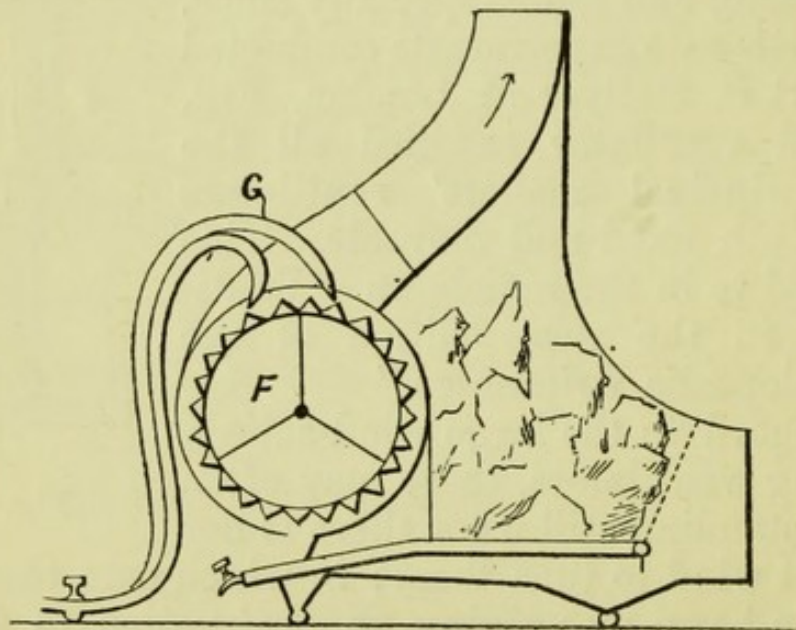


Fig. 112.

the waste pipe does not freeze up in winter, and damage the premises.

In supplying and fitting up ventilators these will not



give satisfaction unless they are of a proper size in relation to the work that has to be done. The more people in the place to be ventilated the greater the provision required for ventilation. It is a good thing, where it can be done, therefore, to have a reserve force in hand for extraordinary occasions. To be able to increase the outlet ventilation by lighting a number of gas jets in the upcast pipe, as in Fig. 113, may often be very useful. See footnote, page 38.

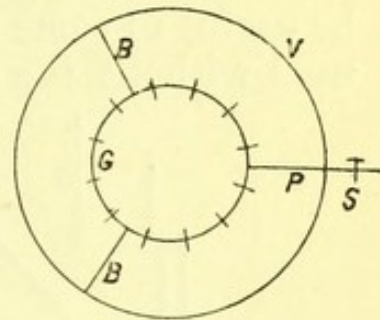


Fig. 113.

Where gas lights are used, as in Fig. 113, it is beneficial, to conserve the heat, and as a protective against fire, to wrap the pipe round with asbestos felt.

Fig. 114 shows an idea of the writer's, patented twelve

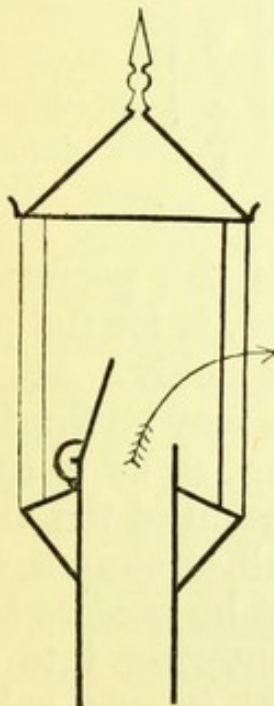


Fig. 114.

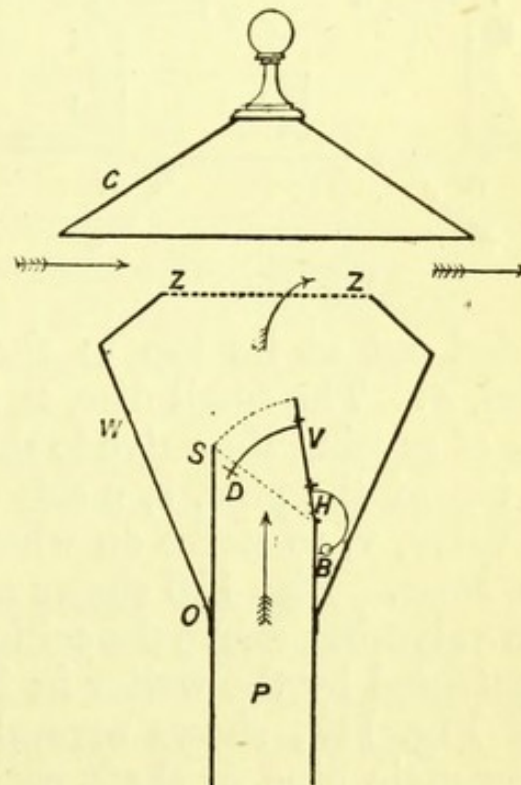


Fig. 115.

years ago, of putting a balanced metal or mica valve on the top of the outlet ventilating pipe, inside of the ventilator, to open automatically. For large-sized pipes especially, and because they could be better got at, and work better, the writer has preferred to use Fig. 90



style of silk valves. To get into the valves in Figs. 114 and 115 the ventilator would require to be taken down and cut open. For small pipes Fig. 115 might be useful in some cases.\* Where Fig. 115 ventilator is used without the valve the pipe P is better to be ex-

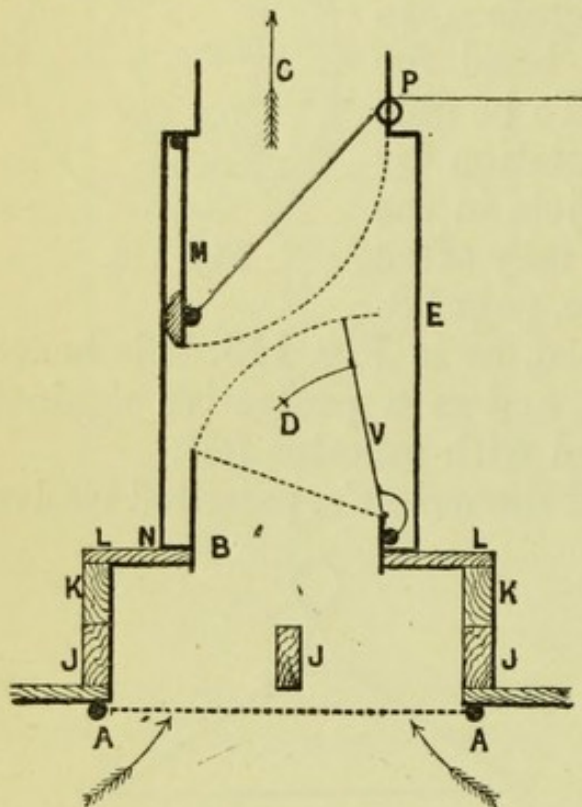


Fig. 116.

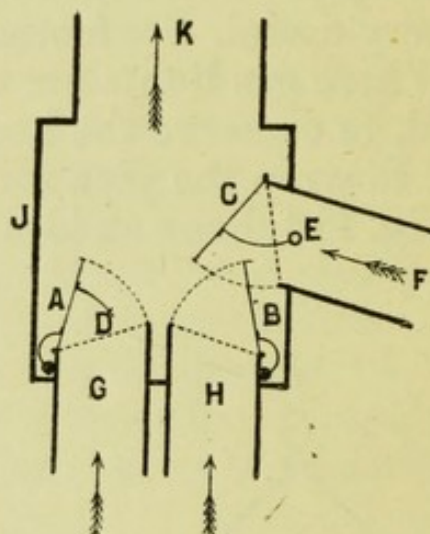


Fig. 117.

panded out at its top to the width of the perforated metal, z z. The small disc, D, when used, is for the purpose of causing the valve to shut more quickly. Around the top of the pipe, s, a soft substance may be fixed for the valve, v, to strike on when shutting, so as to cause less noise. Fig. 116 shows an application of the valve for a valve-box above the ceiling of a hall, or church, &c., as patented by the writer in 1883; but he prefers Fig. 90. Fig. 117, shows several pipes entering into one larger main pipe, or shaft, each pipe with its own valve; but see page 173 and Fig. 138 in this relation.

\* A ventilator with an automatic valve in it has lately been recommended, by some persons ignorant of plumbing work, for the top of soil-pipes, but that is a great mistake. The ventilating pipe of a soil-pipe requires to let in air freely (to prevent siphonage of the water traps) as well as to let it out; hence ventilators as per Figs. 114 and 115, with an automatic self-closing valve in them, are not for use upon soil-pipes at all. Further, should the balance weight come off, then the valve may remain shut, and so the ventilation be stopped. It is easier seeing as to this in Figs. 90 and 116 than with Figs. 114 and 115,



## CHAPTER XII.

### EXPERIMENTS WITH VENTILATORS.

REFERENCE has been made to the experiments carried out by Mr. S. S. Hellyer, of London, in 1880, at considerable sacrifice of time and expense, to test the comparative merits of the various wind-acting exhaust ventilators against each other, and also against the open pipe, to see which was best. Fig. 118 shows the *modus operandi* of testing. Two separate pipes, 4 in. in diameter, F and G, were carried up to a considerable distance above the roof, and upon the top of each an exhaust ventilator was placed, as per A and B, for a certain time. When the amount of air passing through each was separately tested and noted for an hour, say, then the A ventilator was taken off the F pipe and put upon the G one, the B ventilator being taken off the G pipe and put upon the F one, and then the amount of air passing through each for another hour was again noted.

After the pipes had been tested separately they were joined together at the foot, as shown at E, Fig. 118, when the two ventilators were set to pull against each other on this U-shaped pipe on the "pull devil! pull beggar!" principle. Sometimes no ventilator was put upon one of the pipes, the ventilator being tested against the open pipe.

The experiments showed that the pipe, with a good exhaust ventilator upon it, freely exposed to the wind, passed more air through it than the plain pipe set up equally high, while amongst the various ventilators



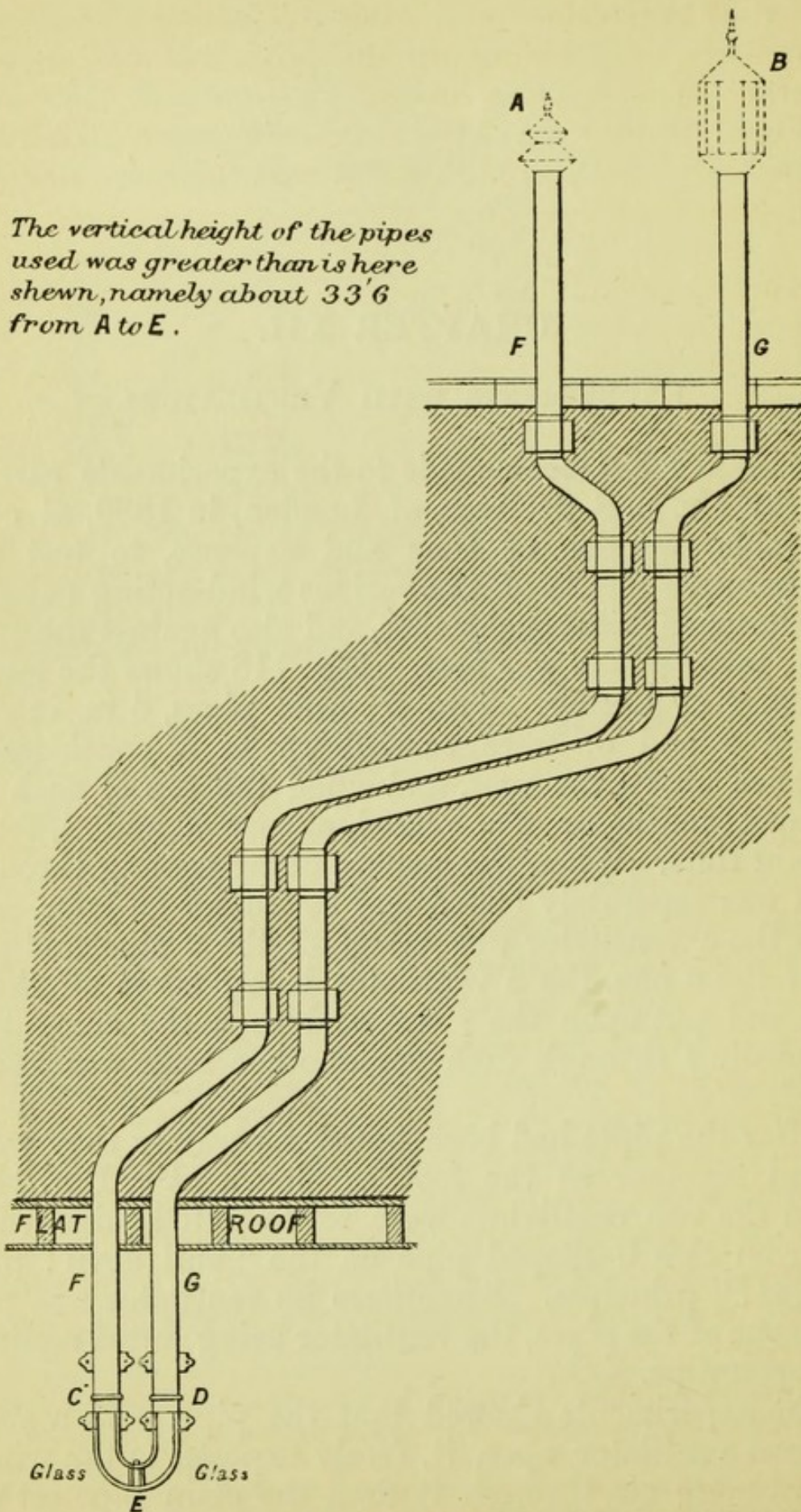


Fig. 118.



tested the movable ones came off second best.\* Of course the air passing up the pipes was less in calm weather than during a breeze.

Fig. 119, like Fig. 118, is taken from Mr. Hellyer's work "Dulce Domum," and shows the ten cowls or ventilators tested by him. Of these three were movable, viz., Banners & Scott-Dunn's veering cowls, and Howarth's revolving Archimedian ventilator. The other seven were all fixed ventilators.

As the result of the testing, Mr. Hellyer says:—"Taking all the tests, the palm of victory must be given to Mr. Buchan's." As the Buchan's ventilator tested was only 9 in. diameter in the body, while the Boyle's one was 12 in., this rather knocked the wind out of the idea that the bigger the head the greater its strength.

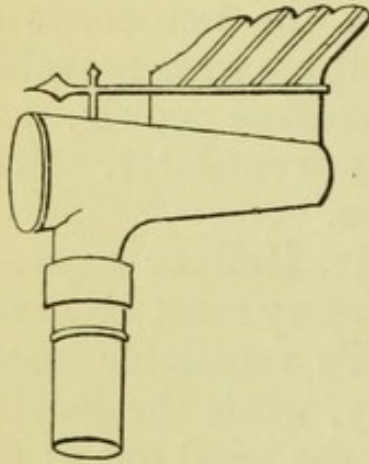
In one two-hours' test, while the 12 in. Boyle's ventilator drew up 37,558 linear feet a minute, the 9 in. Buchan's ventilator drew up 49,330, or 11,772 feet more; but had the Buchan's ventilator been a 12 in. one and fixed upon a 6 in. pipe, then the amount of air it would have drawn up at this speed would have been about three times the *quantity* taken up by the Boyle's on the 4 in. pipe.

The author has made many tests with numerous ventilators, but as yet has not come across one which beats his own one. Some of these experiments are referred to in "Plumbing," No. 191 of Weale's Series. Others were described in *The Building News*, *The Builder*, *The Sanitary Record*, *The British Architect*, *The Plumber and Decorator*, &c. Many of these tests were on ventilators pretended to be entirely free from down-draught, but none of them stood the test. Some of them even allowed down-draught badly during a breeze, under circumstances where the writer's sucked up well!

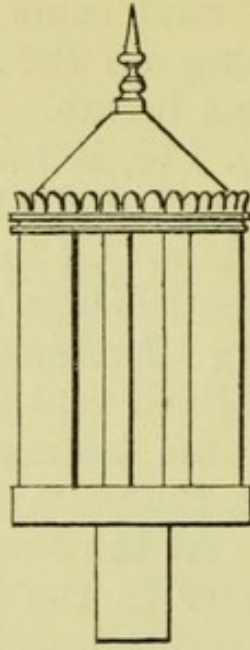
Figs. 120 and 121 illustrate how the writer experimented as to whether fixing or suspending a pipe, J, or

\* As movable ventilators are more apt to go wrong, they ought to be discarded all the more readily that their exhaust power is less than the fixed ones.

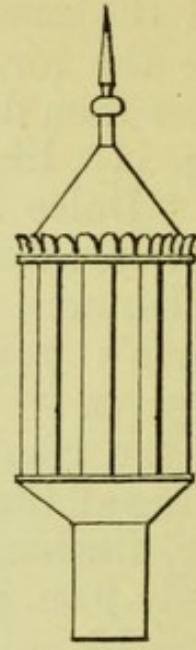




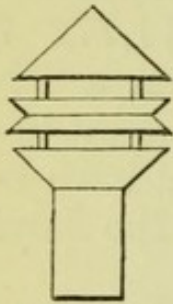
*Banner's*



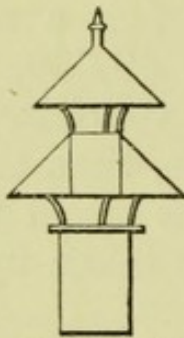
*Boyle's*



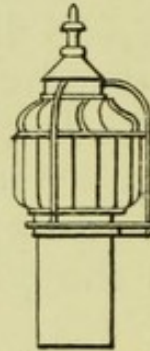
*Buchan's*



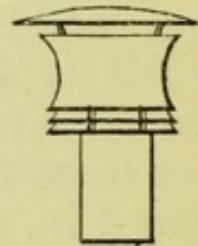
*Hamilton's*



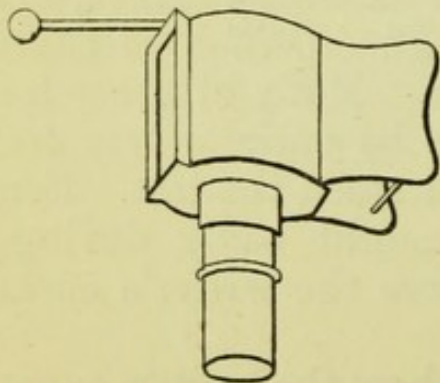
*Hellyer's*



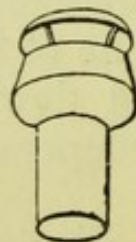
*Howorth's  
(revolving)*



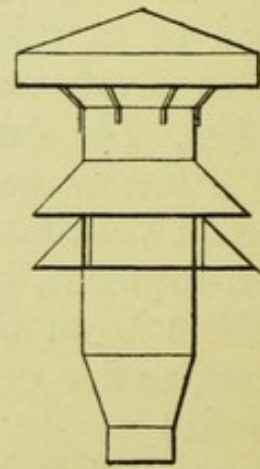
*Lloyd's*



*Scott-Dunn's*



*Vacuum*



*Weaver's*




Fig. 119.



a piece of sheet iron, E, above one or more gas jets, F, would, or would not, increase the speed of the up-current in the large ventilating tubes, M or A.

The writer understands that various parties believe, or have asserted that, owing to the inner tube, J, or piece of metal, E, getting heated by the gas flame, or

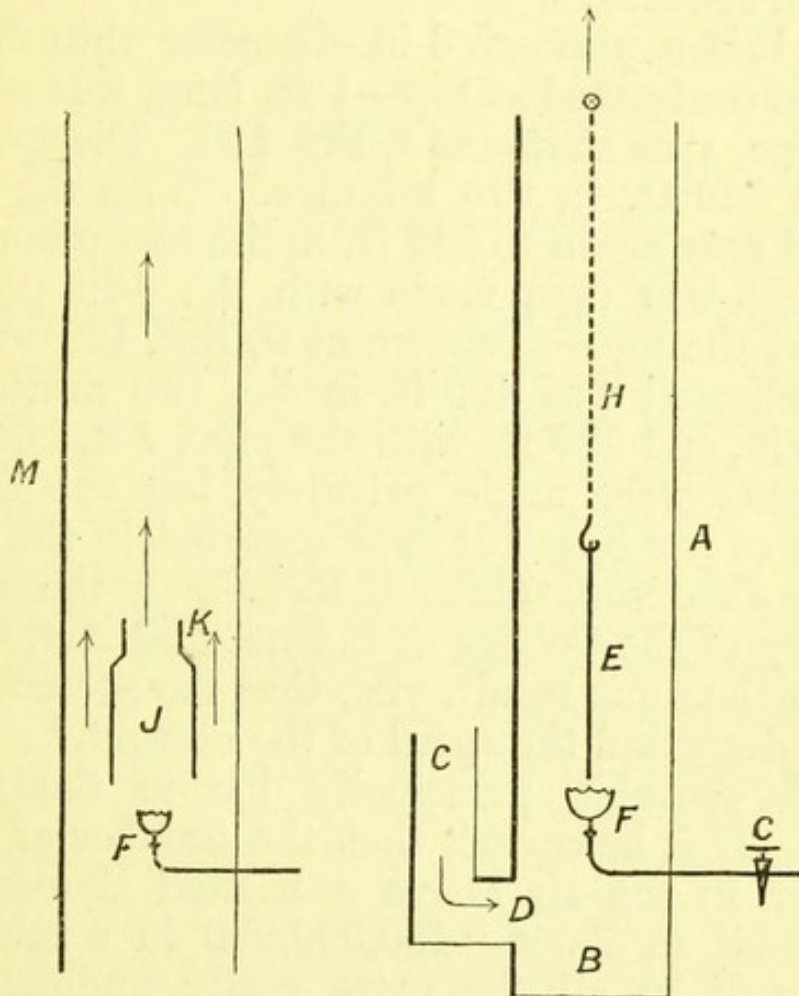


Fig. 120.

Fig. 121.

flames, the air, coming into contact with this heated metal, gets more heated than if the suspended tube or metal, J or E, were not there, and, getting more heated, the speed of the up-current is naturally *increased*.

Now it so happens that the experiments made by the writer indicate that the speed is not increased but *decreased*!

The writer took a tube, A, 6 in. in diameter and 3 ft. long, and put a close bottom on it. A short tube, c, 3 in. in diameter, was then soldered on at D, to suit the size of the anemometer and so measure the speed of the air fairly. Upon testing the speed of



the air current entering at *c*, when the sheet of thin iron, 1 ft. long by 5 in. broad, was suspended, as shown, above the gas jet, *F* (and allowed time to heat before testing), the speed indicated was 555 ft. in two minutes; with the metal plate, *E*, out, the speed rose to 580 ft. in two minutes. Upon putting back the plate again the speed was again reduced.

After this a piece of 3 in.-diameter thin sheet-iron pipe—not contracted at top—1 ft. long, was suspended in the pipe, *A*, as shown at *J*, Fig. 120. The speed then, at *c*, was 520 ft. in two minutes. With the pipe out the speed rose again to 585 ft. in the two minutes.

The test was then made with the 3-in. pipe—contracted at the top—as shown at *K*, Fig. 120—when the speed indicated was 490 ft. in the two minutes with the pipe in, and 580 ft. with the pipe, *J K*, out. These experiments were made privately, but the first, with the plate as per Fig. 121, was repeated in the presence of Prof. Jamieson, C.E., F.R.S.E., in the electrical laboratory of the College of Science and Art, Glasgow, and with the same result, viz., that the presence of the plate, *E*, decreased the speed of the current.\*

This is probably principally due to the increased friction. If it be correct that the number of particles of matter in the air above a lighted Bunsen burner may amount to about “400,000,000 in a cubic inch,” then it will be all the more easily understood that the presence of suspended plates or pipes, as shown in Figs. 120 and 121, is quite superfluous and a pure waste of money, even although the number of particles from an ordinary gas jet be only a quarter, or a good deal less, of those from a Bunsen burner.

\* Since this, viz., on Nov. 19th, 1890, the writer read a paper to the Philosophical Society of Glasgow, on “A Problem in Ventilation by Heat,” with experiments with the pipe *A*, Fig. 121, in presence of the audience. With the 3-in. diameter pipe, 1 ft. long, suspended inside, the current at *c* was 270 linear feet per minute. With the 3-in. pipe out the speed rose to 300 ft. An old horseshoe hung up *outside* of the large pipe would therefore give better results than the 3-in. pipe or plate inside, as these latter are a continuous obstruction, whether the gas is lighted or not. In the discussion which followed Professors Bottomley, F.R.S., and Blyth, F.R.S.E., and other members took part.



## CHAPTER XIII.

### VENTILATION CALCULATING FORMULA.

THE following data, first published by the author in the autumn of 1887, will be found useful in considering and calculating the size of the main outlet pipes and ventilators to be used for various structures when the ventilation is to be carried out on automatic principles, and on the lines hereinbefore described.

As the sites and sizes of buildings are so various it is difficult to publish a working rule suitable for all cases, more especially when *monetary circumstances* form a factor in judging. A building, such as a church or school, &c., freely exposed to the wind all round, and especially if on raised ground, will be well ventilated with about half the provision for outlet ventilation that would be required for a similar building if in a sheltered position, and with high buildings near or round it.

Upon this understanding it may be stated that for the outlet ventilation of churches, chapels, and halls, seated for say from about 300 persons upwards, the rule may be to allow from half a square inch up to a square inch and a half of outlet for each person. The medium being one square inch of outlet for each sitter\*. Another

\* An architectural friend, who is an F.R.I.B.A., suggests 2 in. as the medium for churches, with a reducing valve in *winter*. I would be glad to see as much as 1 in. accepted *and acted up to*. Where more is wished the above 1½ in. of maximum should be ample with *my* ventilators. Three 24 in. diameter main outlet pipes or two 30 in.—or their equivalent—would make a first-class job for a church—as ordinarily used—of 800 sittings. At the same time I should be glad to see as much as 2 in. properly tried.—W.P.B.



basis of calculation may be to allow from half-inch to one and a half square or superficial inches of outlet for each 120 cubic feet of space. It is generally better to have two, three, four, or more outlets in the ceiling than only one, and especially for low and flat ceilings. A regulating valve is used to stop ventilation when heating up, &c. Where there are two or more branch pipes the sum of their areas may with advantage be a quarter or so more than the area of the main outlet pipe. If the church or hall is liable to be occupied for longer than two hours at once, then extra provision ought to be made for that; *e.g.*, if one square inch and a half of outlet area for each sitter would be enough for services or sittings lasting no longer than two hours at once, two square inches or more might be needed if the services lasted three hours or longer at once.

Allowing the short allowance amount of the half square inch of outlet for each seat for a church seated for 800 means either one 24 in. diameter main outlet pipe with one of my 39 in. or 42 in. ventilators, or two 18 in. diameter pipes with two 30 in. ventilators. One square inch of outlet area, again, for each of the 800, would need either a 34 in. diameter main outlet pipe with 51 in. ventilator, or else two 24 in. diameter pipes with ventilators to suit. Of course, a half-filled church can do, *pro. tem.*, with less than a well filled one, but when the church or hall is full and too little ventilation provided, complaints are sure to be made, especially in warm and close weather. When such complaints are made see and put the saddle (or the blame) on the right horse.

The cubic capacity of some churches seated for about 800 is about 100,000 cubic feet, giving 125 cubic feet for each of the 800. In others the allowance is more or less, as the case may be.

In practice I have supplied three 30 in. ventilators, each with 17 in. diameter outlet pipe (and self-acting valve-boxes), for a well-exposed church, seated for about 900, being nearly  $\frac{3}{4}$  in. of outlet to each sitter. In another case only two that size for 850, while in one case for an



old church, seated for about 1,000, only *one* 17 in. diameter outlet pipe was ordered! If, in this latter case, *the attendance* was only 300 or so, then the one 17 in. outlet with 30 in. ventilator might do for a time, under such circumstances; but should the church attendance increase then more ventilation would be needed.

For some small country churches, seated for about 400, one 33 in. ventilator with 20 in. diameter main outlet pipe does very well, or two 24 in. or 27 in. ventilators with 14 in. to 16 in. outlets. When well exposed and seated for 250, a 30 in. or 27 in. ventilator with 18 in. or 16 in. diameter outlet may do; *but all the better the larger*. If not well exposed a 36 in. or 33 in. ventilator should be used.

Churches, &c., open to the ridge require no piping, unless where, as often done of late, my self-acting valve-boxes are used, when a short piece of pipe about 2 or 3 ft. long is needed between the top of the open-roof valve-box inside and the ventilator outside, as shown in Figs. 57, 58, and 59.

For schools (and, to some extent, for small churches or halls holding less than 300) the allowance for outlet ventilation should be much greater per head than above, as schools are occupied for a longer time, and daily, and by young growing people, hence from  $3\frac{1}{2}$  to 5 square in. or *more* of outlet for each pupil is needed, and provision ought to be specially made to prevent down-draughts upon the heads and bodies of the children.\* It is a crime to keep children sitting chilled and shivering below "ventilators" that allow oft-repeated or prolonged down-draughts. There is great room for

\* Suppose a schoolroom, 28 ft. by 25 ft., and 14 ft. high, for 70 pupils, with an outlet of 5 square in. in area for each pupil. This means an outlet pipe of 21 in. diameter, which, if it were extracting at 200 linear ft. a minute (or about 480 cubic ft.), would change the air in the room nearly three times in one hour. I have just seen a West-end School Board schoolroom, for 120 pupils, with only one 12 in.-diameter pipe off the ceiling, which, extracting 200 linear ft. per minute, would take one hour and three quarters to change the air in the room! A 12 in.-diameter pipe for 120 is less than one square inch for each. There should have been two 20 in.-diameter pipes for this room. See "2," page 123.



improvement throughout the kingdom in regard to this. The pretended ventilation, again, sometimes provided by means of holes in the ceiling and outer roof, opening directly into the garret or space between the outer roof and the ceiling, is generally a sham and also a great nuisance owing to down draughts. See Figs. 9 and 10, &c., as to this. Each scholar in the board schools in Glasgow is entitled to 10 square ft. of surface area in the schoolroom, and the ceiling must be 14 ft. high at least.\*

Police and law courts might rank somewhat as schools in regard to provision for their ventilation, but in respect of these courts being often occupied for a longer time at once than the schools, the provision for their ventilation should be greater, being from 4 to 7 square in. *or more* for every 140 cubic ft. of space, or for every individual in the court room.

When churches, schools, or other buildings of one storey are well ventilated—and asphalted—below the ground floor, less direct fresh-air inlets may be necessary. The sum of the area of the fresh-air inlets at

\* In the *Building News* for June 27th, 1890, page 926, "G.H.G." says: "The Education Department give 80 cubic feet as minimum space per scholar, or 8 square ft. on the floor space. For senior schools the floor area is about 10 ft. For classrooms the requirements allow not less than 15 ft. super. of floor per pupil.

Professor Roscoe gives the following table<sup>1</sup> :—

	Cubic space per head.	Authority.
	Cubic ft.	
Board Schools (minimum allowed)	80	Educational Department.
General Schoolrooms ,,	130	London School Board.
Graded Schools ,,	117	,, ,, "
Dundee Board School (average) .	152	
Common Lodging House (sleeping rooms) . . . . .	300	Local Government Board.
British Army Barracks (minimum)	600	Army Regulations.
Prisons (seldom under) . . . . .	750-800	Parkes' "Hygiene."
Non-textile Workrooms . . . . .	250	Factory Act.
Army Horses (minimum) . . . . .	1600	Army Regulations.
,, ,, (in infirmary) . . . . .	1900	,, ,,

<sup>1</sup> In "On the Ventilation of Schools," a lecture by Sir Henry E. Roscoe, M.P., &c., published by T. W. Danks & Co., London.



their narrowest part may exceed the area of the outlets, the opening sashes of windows not being included.

Hospitals require extra good ventilation, and, according to Dr. Parkes, an allowance of from 1,500 to 2,000 cubic ft. of space for each patient—about eleven to fourteen times as much as for schools. So in same proportion that would mean for ventilation from 28 to 70 square in. of automatic outlet ventilation for each patient. Dr. Parkes says 60 square in., in addition to window ventilation, to be available when wished.

This 1,500 cubic ft. of space for each in the case of 27 patients would need a ward, say, 80 ft. by 26 ft. by  $14\frac{1}{2}$  ft. And 60 square in. of special outlet for each means either four 20 in. diameter outlet pipes or two 28 in. with exhaust ventilators to suit. If, however, ample outlet ventilation made the patients sooner well, it would soon pay itself. Special provision ought to be made to protect the patients from down-draughts and chills.

For rooms in houses, &c., allow about 10 square in. of outlet area for the room, and then from 2 to 4 square in. more for each person in it. For billiard rooms about 180 square in., or more, of outlet area may be allowed for each table.\* I have never seen too much outlet ventilation provided for either church, hall, school, or room, although often too little. The cry for better ventilation all round is now being heard, however, and the mistakes of the past will have to be rectified.

Ventilation for animals is now demanded as well as for human beings, and the farmer and other owners of such will find that it will repay them tenfold to provide it properly. For stables and byres from 60 to 72 square in. or more of outlet area should be provided for each horse or cow, and the outlet so fitted as that it will have fair play to act properly, and as an outlet.

Parties writing to a ventilating engineer for information about the provision requisite for ventilating a

\* For the large billiard-room of the new Athenæum, Glasgow, with four tables in it, the total area of the outlet pipes is 730 cubic in.



building, as, *e.g.*, a church, should tell the size of the building, and if it has an open or a close roof, and how many persons it is seated for, and how lighted; also

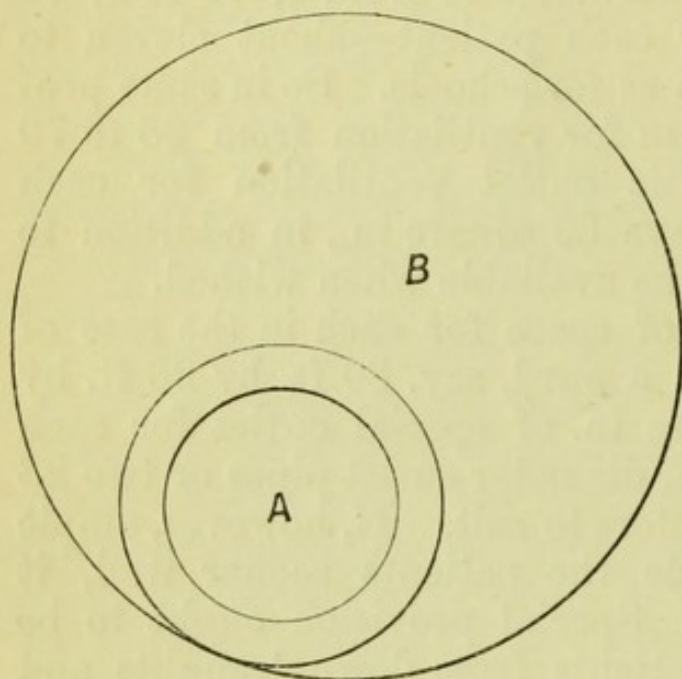


Fig. 122.

send plans, however rough, giving an idea of ground floor, and cross and longitudinal vertical sections.

Except some half-dozen or so of new country schools, the author does not as yet know any schools automatically ventilated that have nearly as much permanent provision for the outlet ven-

tilation as the lower rate above given. In some of the board schools, and others as well, the paucity of provision for carrying off the vitiated air from the lungs and bodies of the pupils is highly discreditable to all concerned.

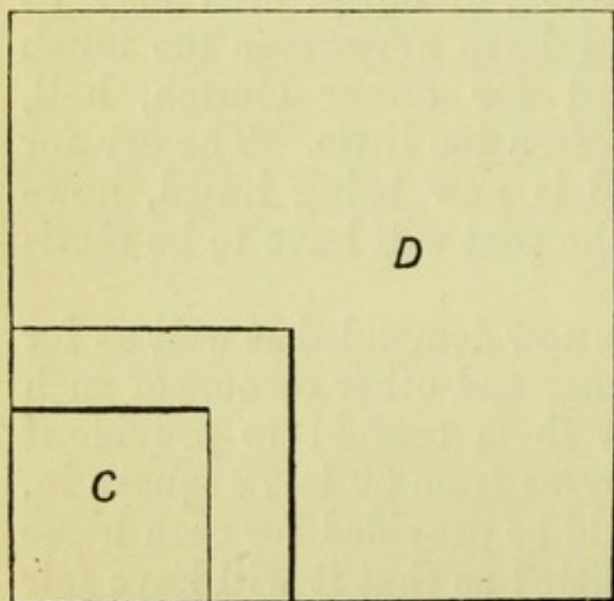


Fig. 123.

Figs. 122 and 123 are diagrams showing the difference between the existing provisions, as per small circles A or small squares C, and the proper proportion, which should be that

of the large circle B, or large square D.

Seeing there is a law for 80 cubic ft. of space at least for each scholar, there ought to be a similar law that



there should be  $3\frac{1}{2}$  square in. at least of proper fixed outlet for each pupil in a country school, and 5 in. *or more* for each in a large town or city school; and this, too, with provision for preventing down-draughts. The prisons for our criminals are much better ventilated than many of the schools for our children, while numbers of our churches have no provision for ventilation at all!

Many of our architects in the past have been exceedingly selfish, and great sinners in this respect. If they got the outward appearance of the buildings to please them they cared not a rush for the comfort of their occupiers. Their idea was to erect as grand mausoleums as possible for their own names—at other people's expense. It was a hopeful sign, however, to lately hear one of our rising young architects state:—"I would now far rather erect a plain structure, which would be comfortable and well ventilated, than the most elaborately ornamented edifice that was yet uncomfortable and badly ventilated."

With words transformed into deeds the public would be greatly benefited, and the honour of the architectural profession enhanced.



## CHAPTER XIV.

### A MATTER OF TASTE.

THE large hall of a public building is to be ventilated. It is intended that for the outlet ventilation one or more wind-acting exhaust ventilators are to be set up above the roof thereof. Before deciding as to the particular style of *ventilator* to be used a natural question is, what is the style of the *architecture* of the building? Should this not be attended to, a style of ventilator suitable only for a classic building might be set up upon a Gothic one, or one suitable for a Gothic building might be set up upon a classic one. It is the province of the architect in this case to select or point out the design of ventilator that will be in harmony with the architecture of the building.

Supposing the building is a classic one, and, no consideration being given to this, a veering cowl is set up in a style passable, perhaps, for a large factory, something like Fig. 124. In this case it appears to the writer that the ventilating appliance, although it might serve as an outlet for the vitiated air, instead of being a thing of beauty, would be an everlasting eyesore, and in that respect might be entitled to be classed as a nuisance. Of course the ventilating practitioner in this case might assert that this was all a mere matter of taste, and if he thought this style would give better results he was justified in using it. This might be a mere notion, however, and it shows great poverty of resource not to be able to adapt the ventilating appliance so as to be suitable to varying conditions, and in



this case to be suitable to this particular condition, case, or structure. It ought to be an axiom in erecting large ventilating appliances, and especially if these are to be set in a prominent position upon a respectable building, that the appliance should be a *fixed* one, and not movable, and more especially if the fixed appliance will serve better or as well. Even supposing the fixed appliance might be a small percentage less efficient at first, it should be preferred, as it will, if of proper design, give the most satisfaction in the long run.

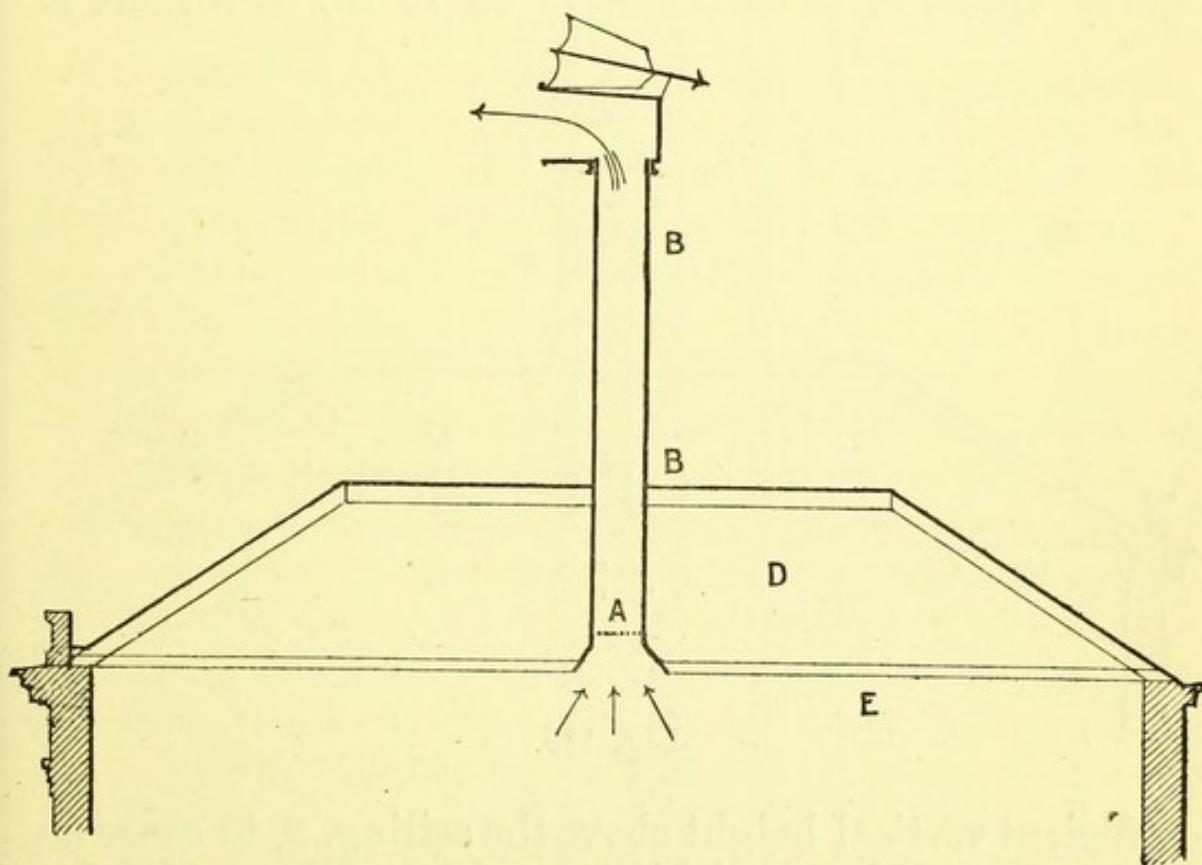


Fig. 124.

Movable appliances often stick fast and get out of order, and generally speaking do not last so long as good fixed ones. It is, therefore, a great mistake to use them where they can be dispensed with.

There is no justification in Mr. Hellyer's experiments for their use, so that to set up such a ventilating erection as is shown in Fig. 124, towering high above the roof of a classic building in any such way as is there shown is, to say the least, open to improvement.

Nature shows so many combinations of beauty with



efficiency that the art which either cannot copy her or declines to do so must be very poor or conceited. True art can make the useful beautiful; the want of artistic taste may wallow in ugliness. To the untutored savage it is the hideously monstrous that is sublime.

Fig. 125 indicates one way of setting up a more appropriate while equally efficient appliance. The pipe or shaft, B, in both cases may be supposed to be 3 ft. in diameter, and gas may be used if needed at A in Fig. 125 shaft as in Fig. 124. Suppose the height of the garret space, D, in each case to be 10 ft., then there is

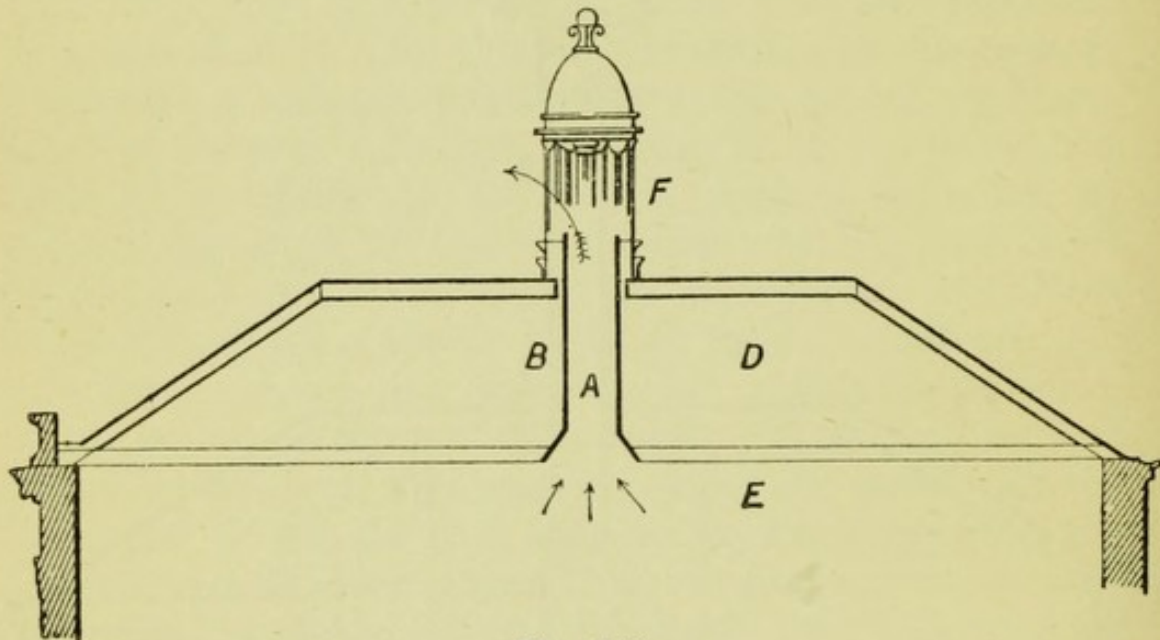


Fig. 125.

sufficient vertical height above the ceiling, E, to cause an up-current without sticking up the ventilator 15 ft. or 20 ft. high above the roof, as shown in Fig. 124.

With 10 ft. vertically of garret space there would be room for a self-acting valve box to be fitted in, and with the gas jets in the outlet pipe above the box, the gas jets being only intended for occasional use, to increase the up-current in close and calm weather.

Should it be desired to have a smaller ventilator than the 54-in. diameter one, shown at F, Fig. 125, then, instead of putting in one large 36-in. diameter pipe, either three 21-in. diameter pipes with 33-in. ventilators may be used, or two 20-in. pipes with 33-in.



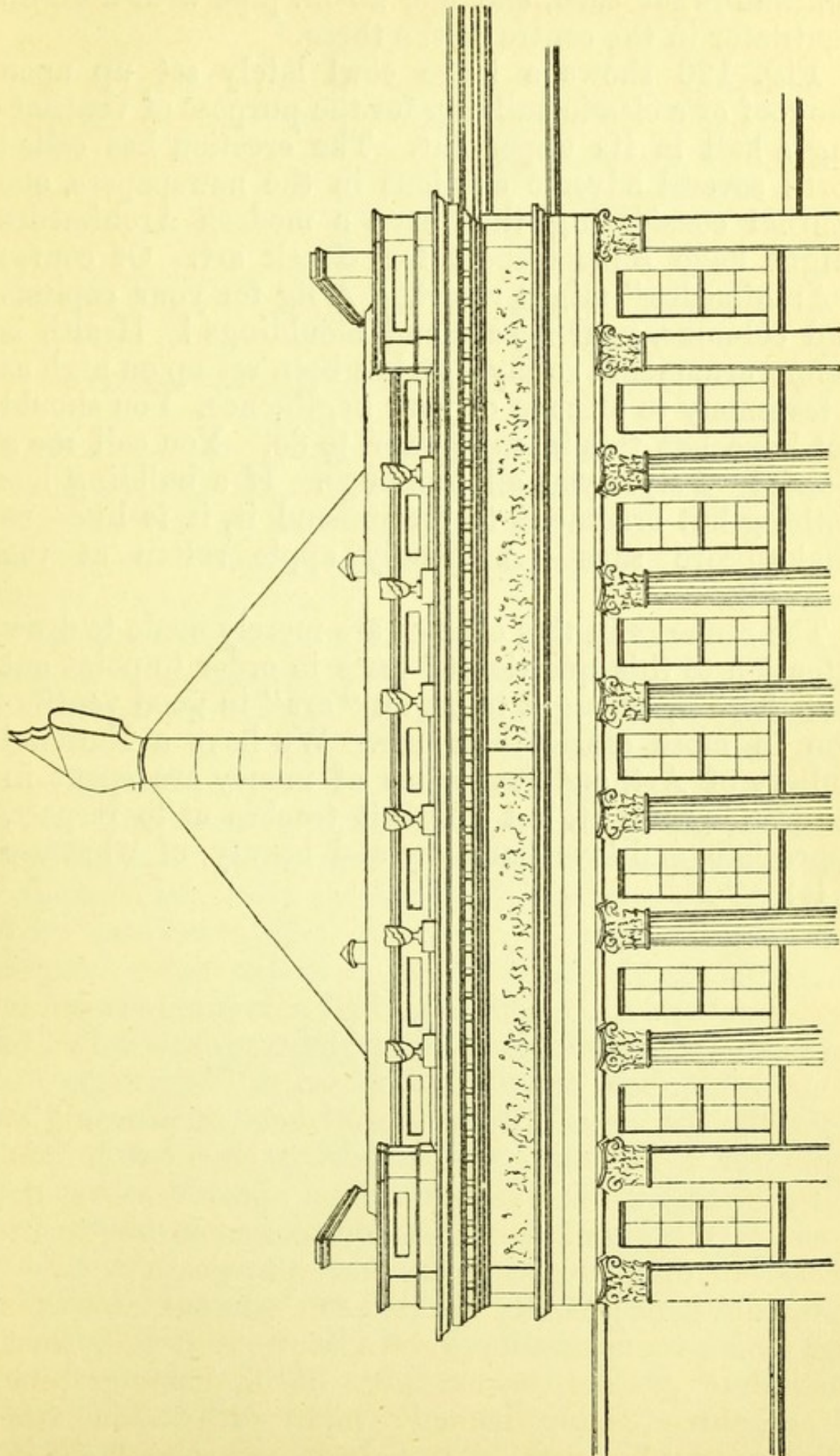


Fig. 126.



ventilators for each, and one 25-in. pipe with a 42-in. ventilator in the centre of the three.

Fig. 126 shows a large cowl lately set up upon the roof of a classic building for the purpose of ventilating a hall in its upper flat. The erection has called forth several adverse opinions in the newspapers, one journal considering that even a modern Archimedes might have some respect for Greek art. Of course "Archimedes" might retort, "A fig for your capitals and columns, your friezes and mouldings! Health is before ornament: so my sign has been set up on high as a testimony to all men of your negligence. You should not have left this in my power to do. You call me a Vandal—I style you all humbugs. If a building has nothing but ornament to recommend it, it is like—as Shakespeare says—'A goodly apple rotten at the heart.'"

The remarks in this chapter are merely made to draw attention to this question of taste in order to point out that there is, or ought to be, an "art" in good ventilation in more senses than one. We have a National Gallery of Art, and vast sums of money are spent in connection with it, but unless it teaches us to respect, appreciate, and love harmony and beauty, of what use is it?



## CHAPTER XV.

### ARTIFICIAL OR MECHANICAL VENTILATION.

THERE are two styles in which this is carried out, viz.—1st, the Plenum or propulsion system, in which the fresh air is forced or blown in; 2nd, the vacuum or extraction method, in which the vitiated air is drawn out of the enclosure.

In the former plan the air is driven in either by a fan or by a pump, or by water or air jets. In the extraction system the air may be withdrawn either by a fanner or by means of heat, such as hot-water pipes, gas lights, or by a fire or furnace, or by water or air jets. The most common motive power for artificial ventilation is the ordinary fireplace in our houses, &c., although, generally speaking, its use as a ventilator is more accidental than intended. A great fault of the fireplace as an outlet, as has been already explained, is its lowness, and this fault is all the more felt in houses, &c., after the gas is lighted if no additional means exist for carrying off the heated and vitiated air. As the ordinary fireplaces have been already dealt with, the artificial systems of ventilation here referred to are independent of these. In this country the continuous use of mechanical ventilation has been deprecated by various authorities; *e.g.* in the fifth edition (A.D. 1878) of “Parkes’ Hygiene” we read:—“In temperate climates, in most cases, especially for dwelling-houses, barracks, and hospitals, natural ventilation with such powers of extraction as can be got by utilising the sources of warming and lighting, is the best. Who, in fact,



would not attempt to make use of those vast powers of nature which are ever ready to serve us? Incessant movement of the air is a law of nature."

Now, while there is a great deal of truth in this, experience has shown that unless the "vast powers of nature" are properly directed and adequately used, they are of little service. To load a gun with a heavy charge of powder and putting the ball in first, is simply a waste of energy, while using a large ball and only a pinch of powder is like fitting up an extra large wind-acting ventilator with a microscopic pipe leading up to it. Bad and sham systems of carrying out natural ventila-

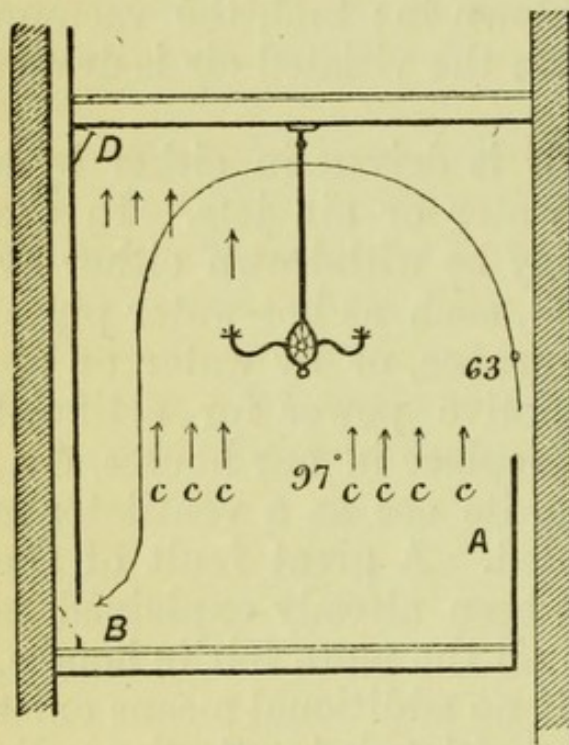


Fig. 127.

tion have unfairly helped to decry its value; nevertheless — although natural ventilation can be made to do good service—as Dr. Parkes says, there are circumstances in which artificial ventilation is either a necessity altogether, or else of high importance as an auxiliary to the means provided for ordinary ventilation.

As to whether the propulsion or extraction system of artificial ventilation is the best authorities differ. Péclet and Grassi approved of propulsion, but General Morin asserts that propulsion is much inferior to extraction. Professor Carnelley seems to prefer propulsion, while Dr. Billings goes in for extraction.\* A great objection made against the propulsion system is the taking away of the vitiated air at or near the floor level, as shown in Fig. 127.

\* The agent for a certain ventilating fan remarked to me:—"Extraction is much cheaper than propulsion. Propulsion requires almost a lower flat for itself to give it justice."



In Fig. 127, A is the vertical inlet duct (say 3 ft. by 9 in., or it may be the length or width of the room, and say 3 in. wide), carried up about 6 ft. or less above the floor, while B is the outlet (say 21 in. by 18 in., as shown in face of the wall, the flue or shaft being only 21 in. by 10 in. in cross section inside of the wall) from near the floor, the outlet flue being carried up to above the roof.

c c c indicate positions or level of the heads of the individuals in the room when sitting, and the small darts show the vitiated air exhaled from their lungs rising up towards the ceiling. As the air comes from the lungs at a temperature of about  $97^{\circ}$ , while the incoming fresh air blown in at A may be from  $57^{\circ}$  to  $65^{\circ}$  or so, according to circumstances, it follows that the vitiated air, being from  $32^{\circ}$  to  $40^{\circ}$  warmer, naturally rises towards the ceiling, and not getting out there has to be forced down by the incoming air before it can or will go out at B. As the air exhaled from the lungs contains one hundred times more carbonic acid gas than that inhaled, it follows that in a room like Fig. 127, if there are a number of people in it, a very large amount of air requires to be driven in and taken out to prevent the vitiated air accumulating. It must also be remembered that the heat and emanations from the bodies have to be taken into account. If there are many people present the vitiated air is therefore bound to increase to a certain extent, on account of being warmer, as explained, and so rising to the top of the room where there is no outlet. The incoming fresh air of course dilutes the vitiated air, but in doing so and forcing it down towards the low outlet at B, the *mixed* air has to be rebreathed by the occupants of the room or hall. If a sufficiently large amount of fresh air is made to come in at the A inlet or inlets it is possible that in many cases, *in practice*, especially when the room is large and few people in it, the result may be better than a look at Fig. 127 would lead one to imagine. It must be remembered, however, that should the machinery break down or be stopped, the ventilation stops also, when,



as I have experienced, the effect is anything but agreeable.

When the vitiated air is carried off, as at B, Fig. 127, at or near the floor, about three times as much fresh air requires to be blown in as when the vitiated air is carried off at the ceiling.

Then, again, the amount required to dilute the atmosphere of the room or hall sufficiently in the daytime, when no gaslights are burning, would be far too little after the gas was lighted. One benefit pointed out in




Fig. 128.

favour of the Plenum system, and drawing off the vitiated air near the floor, is that the heat of the apartment is more easily kept up;\* but, on the other hand, there is considerable risk of the temperature being maintained at the expense of the purity and freshness of the

air. A little impurity from carbonic acid gas may be better than a great deal of cold, but the less impurity the better. To keep the ceiling outlet tightly closed on a warm or summer day is simply absurd, unless, indeed, an old horseshoe were fixed on the shut valve to make up by faith for what was lost by works.

In order to give the blowing-machine all the credit the windows are kept shut, so that, as one medical gentleman expressed it after visiting a hospital on a warm day in June, where this Fig. 127 system, with outlet at the floor, was in full play: "I felt as if I was in a box, and wanted all the windows open—I wanted *fresh* air."

A great point at one place, held forth in favour of

\* This being of most benefit in winter.



the propulsion system, was that the incoming air to the fanner was all strained, but when I visited the premises the strainers were out of position, being all dirty and choked up. The party in charge stated he had to take them out to allow the fanners to get air. In this case the strainer was some sort of cloth, the expense and

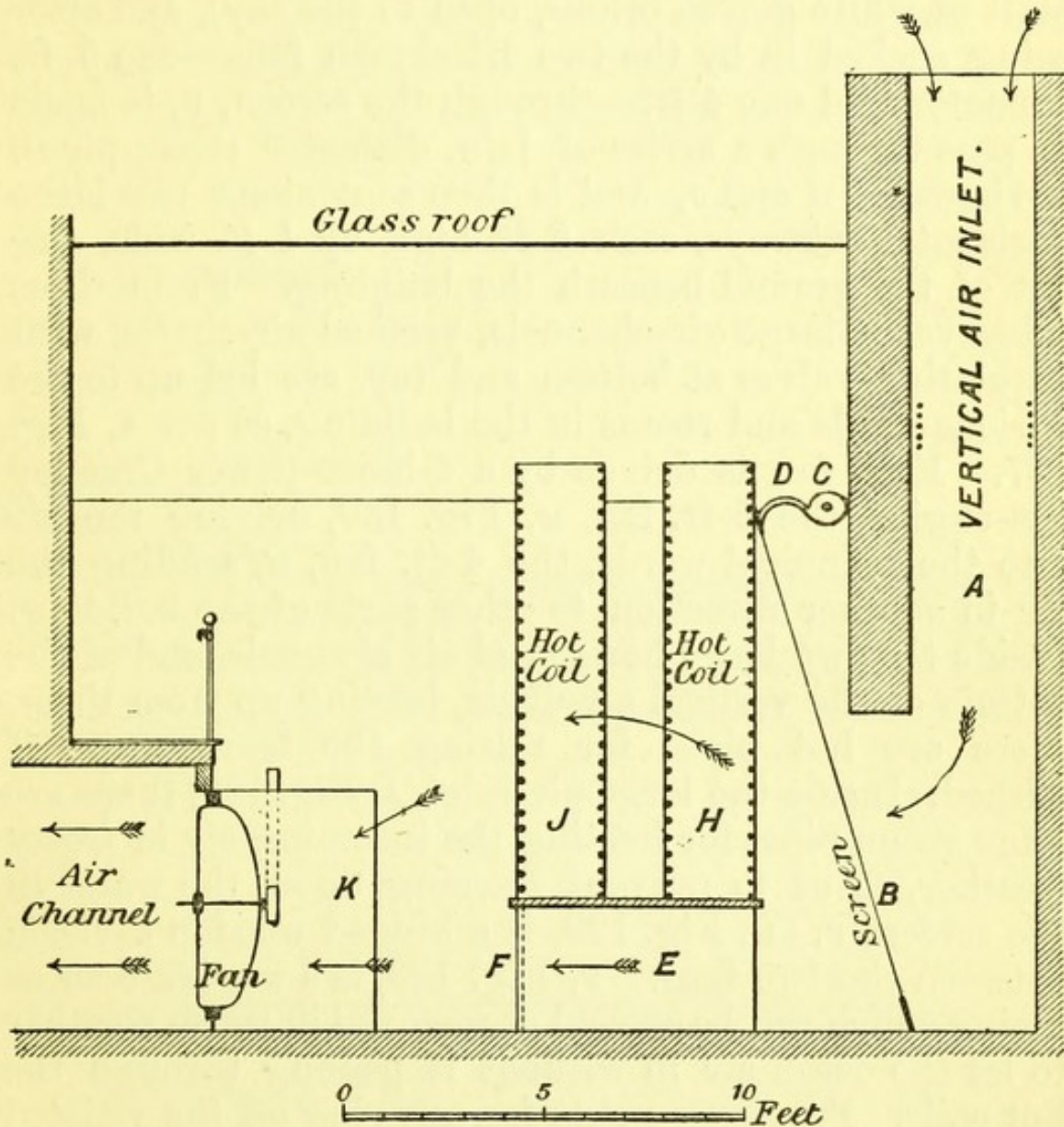


Fig. 129.

trouble of continually renewing which was great. Possibly something better has been got now.

In the new Victoria Infirmary, Glasgow, which has adopted the Plenum system, the strainer is a large horse-hair and hemp stringed frame, with the strands fixed near each other as per Fig. 128, and sloping slightly as per B, Fig. 129. Over the top of the screen



water can be made to trickle down from the small trough, c, by means of the damp flannel syphon, d, in order to cool and purify the air and wash the strands. The long trough, c, is supplied from small cistern at same level.

The incoming air enters through the vertical channel, A, Fig. 129 (which is 16 ft. long by 3 ft. 2 in. wide, built of white glazed bricks, open to the sky), and after being sucked in by the two Blackman fans—one 5 ft. diameter and one 4 ft.—through the screen, B, is made to pass through a series of 1-in. diameter steam-pipes, as shown at H and J, and is then sent along two large horizontal subways, each 6 ft. high by 4 ft. wide, dug out of the ground beneath the building. From these subways, or large air-channels, vertical air-shafts, with regulating-valves at bottom and top, are led up to the various wards and rooms in the building, as per A, Fig. 127. Each fan is driven by a 4-horse-power Crossley gas-engine, the 5-ft. fan, M, Fig. 130, driving the air into the principal wards, the 4-ft. fan, N, sending the air in another direction to other parts of the building. Inside the two large horizontal air channels, and at the bottom of the vertical air-ducts, leading up from them, there are hot pipes for raising the temperature if wished. Inside the large air-inlet, A, Fig. 129, there are some steam pipes for heating the incoming air in frosty weather, so as to prevent freezing up of the water in the screen, B. K, Fig. 129, is a hinged wooden division between the two fans. F, Fig. 129, is a wooden door or facing which can be opened or removed in warm weather to let the fresh air in without it passing through the hot coils. Provision exists for carrying off the vitiated air at the ceiling of the wards, &c., as at D, Fig. 127, when wished, but the valves there have hitherto been kept shut, the 21 in. by 18 in. valves or outlets at B, near the floor, being used as yet.

Fig. 131 is vertical cross section of one of the two large outlets for the vitiated air above the ridge of the building.\* There are louvre boards on each of the four

\* As p. 183 "Robin's Technical School and College Building," A.D., 1887.



sides, as per P P, and inside the louvres there is a wooden barred frame erected with cloth valves, suspended as shown at A A, which open outwards, but shut against any attempt of the wind to blow in. This was set up in 1889.

Fig. 132 is illustrative of the Blackman fan or air-propeller, indicated at M and N, Fig. 130.

In conversation with Mr. Key, the engineer who planned the elaborate system of heating and ventilating here, which is very good, I could not agree with him in

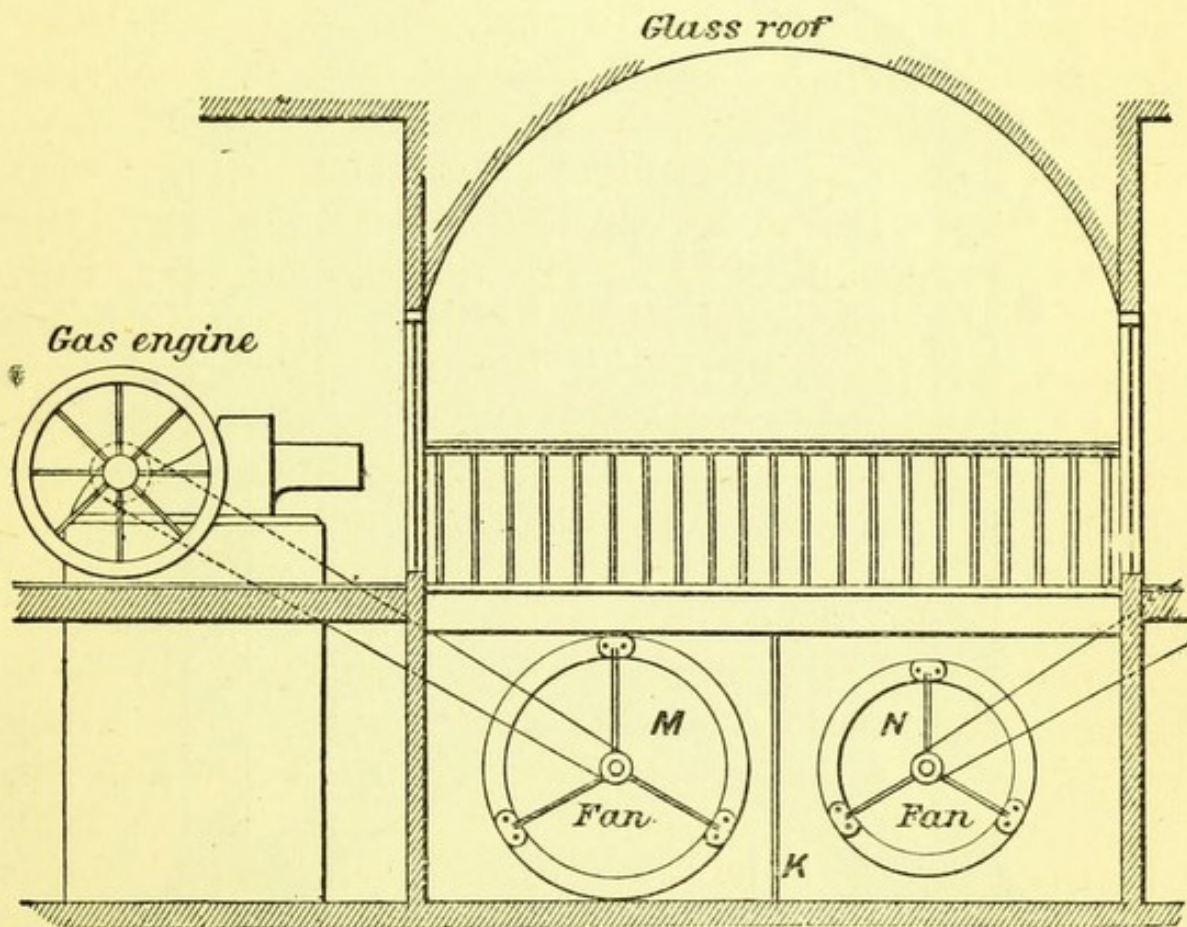


Fig. 130.

his idea that the outlet at the floor was the proper one for constant use. In summer especially, and in mild weather, the outlet at the ceiling should be used. It may be regulated so that the floor one may act too, if wished. This would be like a room with a fire in it, and having also a ventilating outlet at the ceiling, as, *e.g.*, in Figs. 22, 23, and 24.

The cost of the ventilation here was under £3,000. I am not aware what the yearly expense is. The first



outlay was more expensive in this case than it might have been, owing to it being an afterthought.

Fig. 133 is a vertical section of the Hillhead public school, under the Govan Parish School Board, west end of Glasgow. This school is ventilated upon the

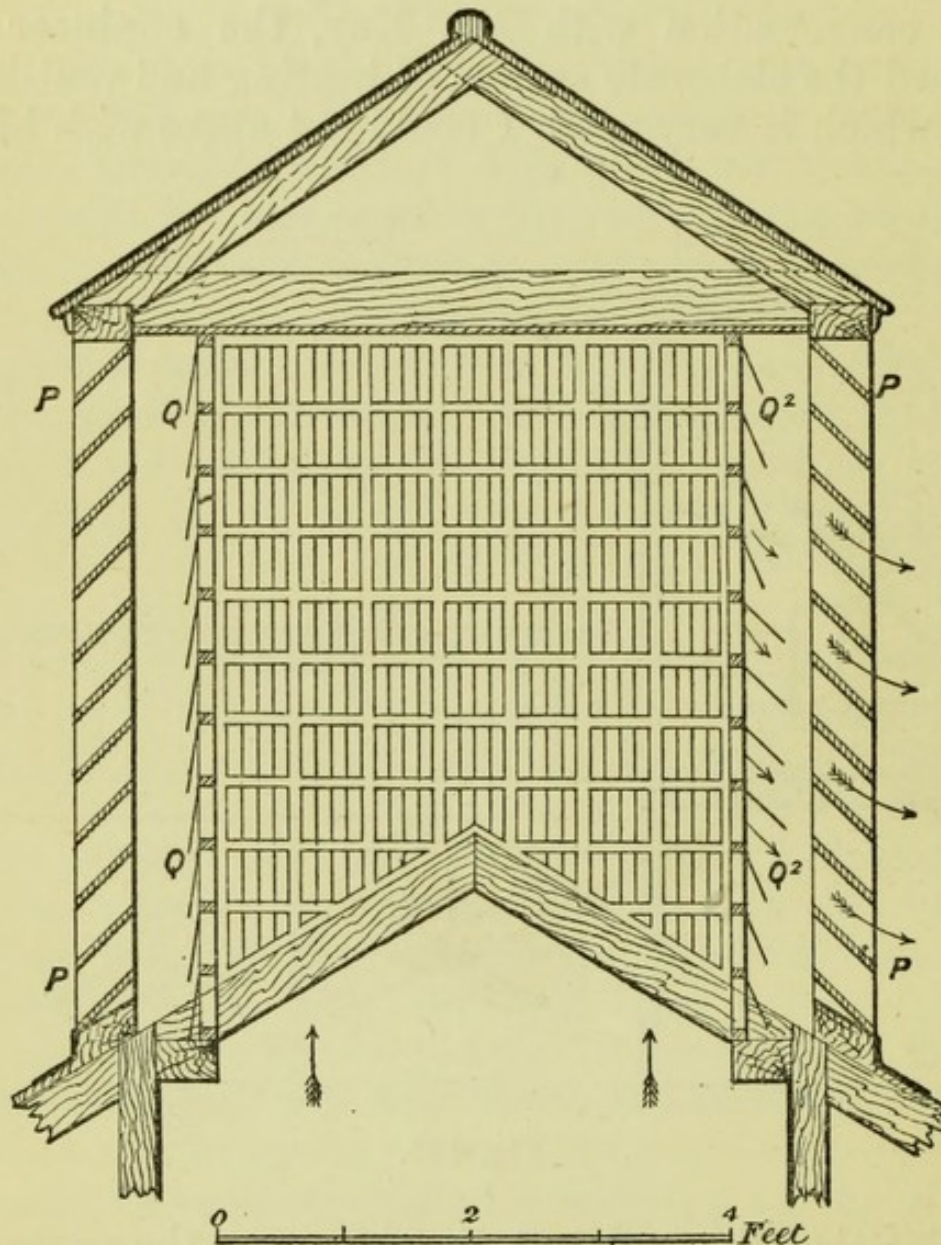


Fig. 131.

mechanical extraction system, by means of a 48-in. diameter Aland's paddle-wheel fan, which draws in the vitiated air from the large ducts *c c* on each side of it, and sends it out at the open-to-sky outlet, *k*. This outlet is 6 ft. 4 in. long, by 2 ft. 6 in. wide. To keep the rain from doing damage, there is a gutter,



G, put in as shown, right below the outlet  $\kappa$ , and also a small gutter at bottom of slope on each side of G.

There was a large ordinary wooden horizontal louvre-boarded ventilator put on at  $\kappa$  at first, but, as these often do, it proved a nuisance, and had to be taken off.

The fan is worked by a 2-horse-power Otto gas engine E (cost of such now with water vessel, £123), which is shown as seated upon the same level of floor as the drawing class. In reality, however, the floor

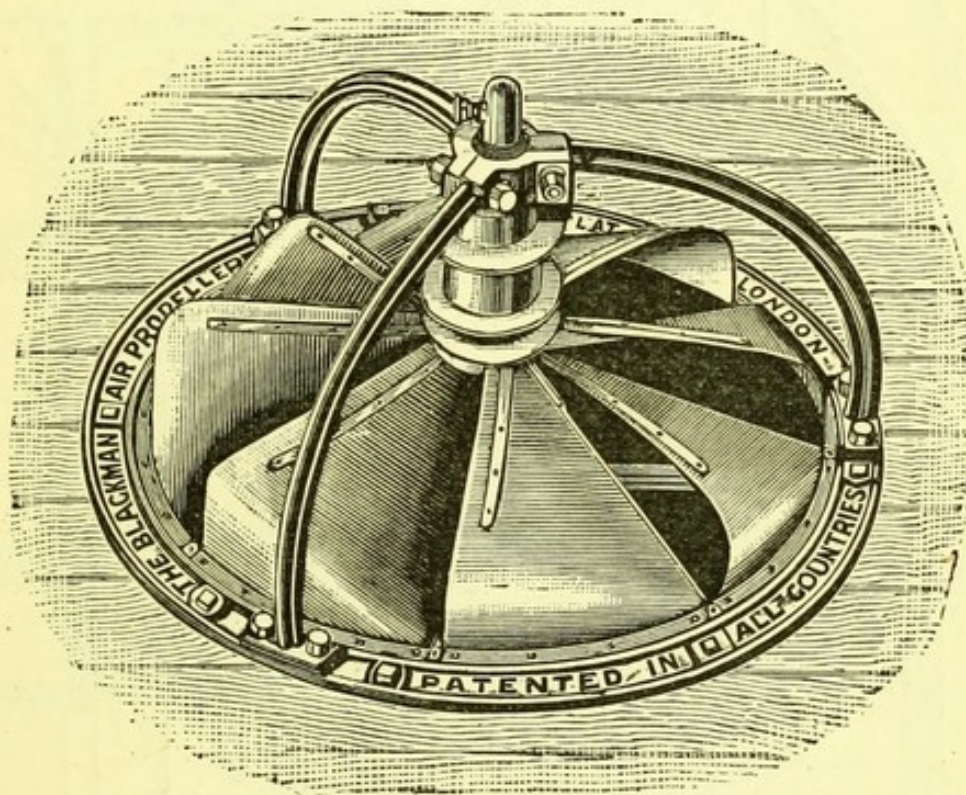


Fig. 132.

on which the engine sits is several feet higher than is shown.\*

The vitiated air from the various rooms is led off by 18 vertical rough brick flues, A A A A (each 10 in. by 9 in.) in centre of walls, and also by the long 7 ft. by 6 in. vertical ducts, B B B B, which, as seen in horizontal section or plan, Fig. 134, debouch into the large horizontal flues, D D, and from D D by the pas-

\* Professor Carnelley says:—"A 2 h.p. gas-engine is amply sufficient for driving a 4-ft. Blackman or Aland fan." At some schools a 3 h.p. engine is used, price of which, with water vessel, is £158.



sages  $c c^*$  to the fan, and then out through outlet  $\kappa$ , Fig. 133.

In the principal rooms on the ground floor and one stair up, the outlets for the vitiated air are seen

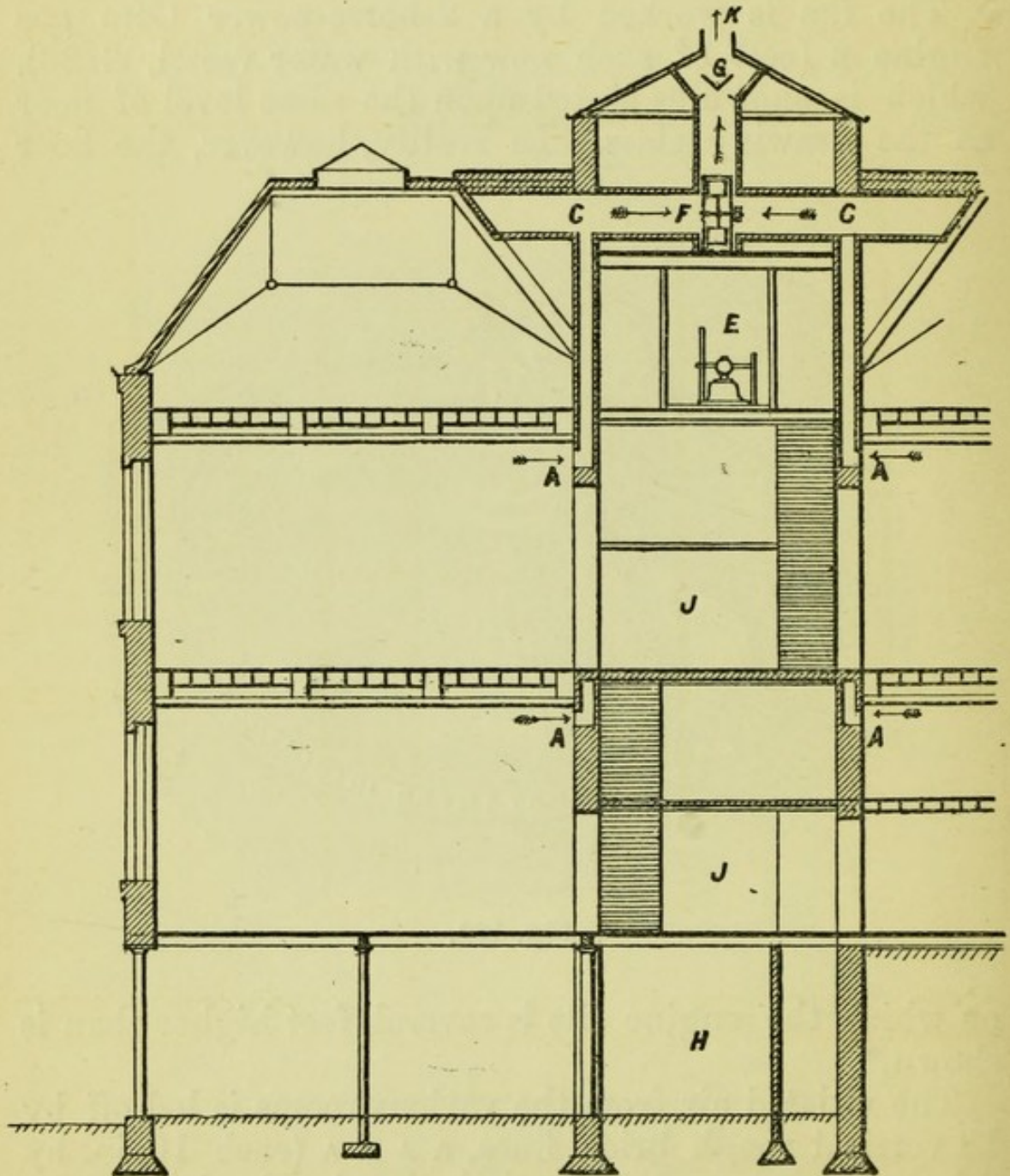


Fig. 133.

to be at one side of the room, just under the cornice. There is one long opening in centre in Greek open

\* The two passages or flues,  $c c$ , do not go in straight to the fan as shown in sketch given to me, but they expand towards the fan to its full width.



fretwork, about 6 ft. long by about 5 in. deep, and at each end of this, a few feet apart, there is an opening about 10 in. square. In the science and drawing classes in top flat next the roof, the ventilating outlets are a long slit, about 6 ft. by 4 in., off the ceiling of each room, filled in with perforated zinc, allowing the

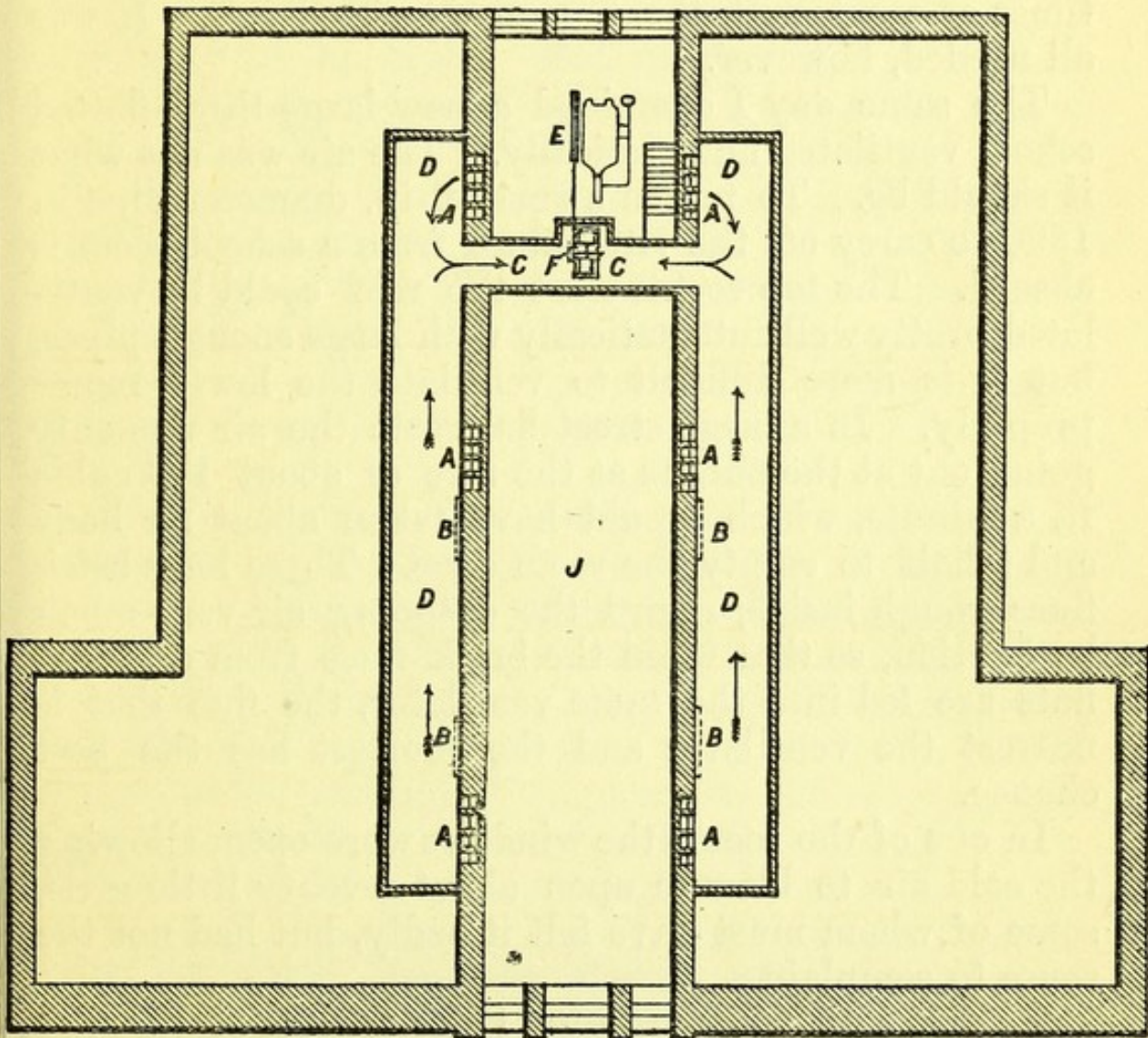


Fig. 134.

vitiated air to flow up directly into the large ducts D D.

J, Figs. 133 and 134, indicates the large staircase and lobby in centre of the building.

Fresh air is warmed in the chamber H in basement, from which flues are carried to rooms and admitted at floor level. There are also hot-water pipes in the rooms. The air capacity of the school is 200,000 cubic



ft., which is said to be exhausted by the fan in thirteen minutes. When I tested the speed of the outgoing air at  $\kappa$ , with the fan on, it was about 1,000 lineal ft. per minute; when the fan stopped, the outlet was only about 200 lineal ft. a minute. The children had gone out then, so that room doors and windows were partly open, but, even with this, the outlet was five times as much with the fan on as with it off. It was all needed, however.

The same day I examined a new large three-flatted school ventilated automatically. The air was not what it should be. To put in a small 9-in. diameter pipe in 1890 to carry off the vitiated air from a school-room is absurd. The top rooms next the roof could be ventilated pretty well automatically with large enough pipes, but it is more difficult to ventilate the lower rooms properly. In a large street-flat room the air was only going out at the outlets at the rate of about 120 cubic ft. a minute, which would have taken about an hour and a half to empty the room once. These long brick flues, rough inside, retard the outgoing air very much by friction, so that when the brick flues from different flats are led into the same ventilator, the flue that is nearest the ventilator and the shortest has the best chance.

In one of the rooms the windows were open, allowing the cold air to blow in upon about seventy little girls, some of whom must have felt it badly, but had not the sense to complain.

To give satisfactory results, large schools of three or four flats and a thousand or more children should be mechanically ventilated.

The new Stewartville public school, Partick, is being ventilated on the same plan, as shown in Fig. 133.

When I visited Fig. 133 school, lately, in the afternoon, the air was very good in all the rooms except one, which was not as fresh as the rest, owing to some deficiencies in the fresh air inlet to it. Improvements could be made with the inlets generally. The architects were Messrs. H. & D. Barclay, Glasgow.



In his report on this school, Professor Carnelley says: "The temperature over all the school was almost perfectly constant, viz., 58° F." This school, as stated above, is not under the Glasgow School Board, although Hillhead is looked upon as virtually part of Glasgow. In regard to the Glasgow schools, Professor Carnelley appears to have been told that their ventilation was satisfactory, but he seems to have been rather dubious as to this,\* for he says: "But whether this is the case or not it is difficult to say, as no analyses of the school air appear to have been made."

In the opinion of the writer he was quite justified in this disbelief, as many or most of the Glasgow schools have neither proper nor sufficient provision for their ventilation. In fact, some of them, so far as the writer can judge, are veritable manufactories of influenza.† The writer regrets that he cannot point to even one of them as a model of satisfactory automatic ventilation. No doubt a report in the newspapers of some opening address, giving a glowing account of the ventilation of some new school, might be pointed to, but this might be of no more value than an after-dinner speech. The writer has read high accounts of the ventilation of some place where his own appliances were fitted up, but if these were too small, &c., this mere verbal recommendation of them would not make them work any better, or do what, as fitted up, they could not do.

\* The Glasgow School Board, although it has, *inter alia*, a number of large three-flatted schools, has not as yet gone in for mechanical ventilation. The plans of a new three-flatted school about to be erected at the east end of the city were sent to the writer, who stated, that to get really satisfactory ventilation in it, supposing such could be done by natural means, the provision for ventilating it automatically ought to be made larger and better arranged than in the schools hitherto erected, but the writer recommended that mechanical ventilation, either wholly or partially, should be adopted. If partially, the top flat to be automatically ventilated, and the two flats below it mechanically ventilated. This, if properly done, would not only give good results, but would also afford opportunity of judging as to the comparative merits of the automatic and mechanical systems in the same school.

† In justice to the architects, it should be stated that they have not been allowed a free hand—for several years back, at least—to deal with the ventilation of the schools which they design.



Even supposing the wind-acting ventilators used \* were the best in the kingdom, the outlet ventilating pipes are far too small. To use a 9-in. pipe where the necessities of the case require an 18 in., cannot give real satisfaction. Probably improvements in this respect will be made by-and-bye.

Professor Carnelley gives the following as the relative expense of heating and ventilating schools on the natural and mechanical systems:—

		Cost of heating and ventilating only.	
		Per head.	Per school of 1,000 pupils.
		s.	£
Natural Ventilation	Open fires † . . . . .	4	200
	Small hot-water pipes (high pressure)	8	400
	Large „ „ (low pressure)	10	500
Mechanical Ventilation	As applied to schools suitably designed	17	850
	As applied to ordinary schools . . .	20	1,000

To fit up a school *for* 1,000 *children* with mechanical ventilation would seem, from the above table, to cost

\* The writer happened to call upon a brother tradesman recently who was going to fit on a £4 14s. wind-acting exhaust ventilator (not an ornamental one), for a 9-in. pipe upon a school. This ventilator was supposed to have wonderfully exhaustive powers. Permission was asked to test it against one of mine, for same size of pipe. Unfortunately I had not a ventilator for a 9-in. pipe in stock at the moment, but anxious to see the test I ventured one of mine for an 8-in. pipe, price £1 18s., against the other party's 9-in. one at £4 14s. The cheaper one won by about five per cent., notwithstanding the disadvantage of the check given to it by its smaller pipe. Now one of my ventilators could have been got for a 13-in. pipe for less than £4 14s., which, at the same rate, would have drawn up more than double the quantity, which would be a great matter in an automatically-ventilated room, *e.g.*, a 9-in. diameter pipe only gives one square inch of outlet for each pupil in a room for sixty-two, while the 13-in. pipe would give fully two inches; or in a room for thirty pupils, while the 9-in. pipe only gives two square inches for each, the 13-in. pipe would give fully four inches, which approaches the necessities of the case as stated in the formula, p. 143. Inefficient ventilation at a high price is as bad as short allowance and a long grace.

† Heating by open fires is radiation; by hot-water or steam-pipes, conduction—the air getting heated by coming into contact with the pipes. The so-called steam or hot-water “radiators” heat principally by conduction, as may be easily proved by suspending one thermometer, say, a foot high right above the “radiator” and another right in front of it and six inches from it. Blowing heated air into a place is heating by convection. See Walter Jones' “Heating by Hot Water,” published by Messrs. Crosby Lockwood & Son.



about £500 more than if automatically ventilated, which at 4 per cent. is £20 a year. The difference in the *first cost* of the two systems might, however, be a good deal less if the provision for automatic ventilation were properly carried out. But when done, the automatic ventilation *per se* might be said to be costless afterwards, whereas the expense of gas for engine and repairs to it are a constant factor.\* Where, however, there is a man constantly on the ground, at any rate, then for a large school of three or four flats the expense of the mechanical system (especially if on the extraction method, as per Hillhead School) is really very little per annum. The doctors' and the undertakers' fees are less to the parents, and the attendance and attention of the children at and in the school are better where the ventilation is good.

The expense per pupil of mechanically ventilating a small school of, say, 500, is much greater than for one of 1,000. In his "Comparison of Natural with Mechanical Systems of Ventilation," Professor Carnelley says: "A comparison of the results obtained in

\* The following may be of interest in regard to the Hillhead school referred to above:—

Revolutions of engine per minute	.	.	.	.	.	156
„ fan „ „	.	.	.	.	.	290
						£ s. d.
Gas, per hour. 2d.; oil, per week, 6d.; 1 lb. of white cotton waste per week	.	.	.	.	.	
Gas, per 1,000 cubic ft.	.	.	.	.	.	0 2 10
33 hours per week of fan going, cost of gas	.	.	.	.	.	0 5 6
Cost for one year of 42 weeks, independent of breakage						13 2 6

To save the gas in some schools the engine is stopped at the intervals, but that does not give fair play to either the ventilation or the children. The engine ought to be kept going during the interval, so that the children may have really fresh air when they come back.

Where a school for 1,000 children is only *one* story in height, then it might be well enough ventilated automatically, if situated in an open space where the wind can get freely at it; but when the school is in *three* flats, and the architect or his superior looks upon satisfactory ventilation as a bugbear or a nuisance, and not worth considering in the structural arrangements, then it is very difficult to get proper provision put in for efficient automatic ventilation, supposing it were possible to do it.



naturally ventilated, with those obtained in mechanically ventilated schools, taken as unity, shows distinctly that the latter is far more effective, thus :—

Excess over Outside Air.	Dundee Schools. (Carnelley, Haldane, and Anderson.)		Aberdeen Schools. (Brazier, Thompson.)	
	Mechanically Ventilated.	Naturally Ventilated.	Mechanically Ventilated.	Naturally Ventilated.
Temperature . .	1	0·66	1	0·9
Carbonic Acid . .	1	1·7	1	1·6
Organic matter .	1	7·0	..	..
Micro-organisms .	1	9·2	1	7·2

“The above table shows that, notwithstanding the very great improvement in the purity of the air, the temperature is considerably higher in the mechanically ventilated schools than in those under the ordinary systems. To produce such an improvement in purity by the ordinary methods of opening windows, &c., would reduce the temperature to a very uncomfortable and dangerous degree.”\*

Professor Carnelley goes on to say: “Mechanical ventilation reduces the number of micro-organisms in the air, not merely during the time it is in action, but it has been proved to have also a very marked effect after it has been stopped and replaced by natural ventilation, this effect extending over a period of many days at least.

“Mechanical ventilation, also, as shown by Professor Brazier in the Aberdeen schools, keeps the composition of the air more or less constant in the different parts of a room; whereas, with natural ventilation, it is liable to be much less pure at one part than another.”

\* This remark does not give fair play to automatic ventilation, for we have here recently-done mechanically well-ventilated schools, compared with older schools, whose ventilation on the natural system is a mere sham, or very inferior to what they should and might be, if properly done.



Now this depends a good deal upon circumstances, although it may be allowed to be pretty true, as there are so many badly naturally-ventilated schools at present in existence. It so happens, however, that there are or were some mechanically-ventilated schools the air of some of the rooms in which, when I visited them, was bad.

On page 47 it was stated that Professor Hay had found diseases of the respiratory organs especially rife in schools among the girls. Since mentioning that, I happened to be visiting a large Board school, and came across a room with about forty young ladies, or girls from about eleven to fifteen, in it, which seemed to me to show how the girls suffered most. The boys in school keep their jackets on; the girls, in this case, were sitting without theirs, while the windows were down about two feet from the top. There was no proper provision for the ventilation of the room otherwise, and so the girls had and have to suffer.

At another school the ventilation is by casement windows opening inwards and allowing the cold air to blow in upon the backs or sides of the children. In some of the rooms there are no flues or pipes for carrying off the vitiated air. One large room for 120 girls had only one small pipe off it, giving about three-quarter square inch of outlet for each child—a ridiculously small amount. Yet these are west-end schools. The history of more than one pupil might be fairly sketched as:—To-day frisking as a lamb—a shiver and a struggle—to-morrow nothing but a memory. These words may raise a saddening echo in the breast of many a harassed and bereaved parent.

Then what about the teachers? Is it right that they should be forced to fill their lungs with vitiated air at every inhalation while they are speaking to and teaching our children? Is there no room for a little chivalry to be shown to them, not even to the ladies among them? Do we allow our mechanical engines to get rusted and clogged to get the best work out of them?

All this must be rectified, for it won't do to allow our



schools to be turned into "Black Holes" and manu-

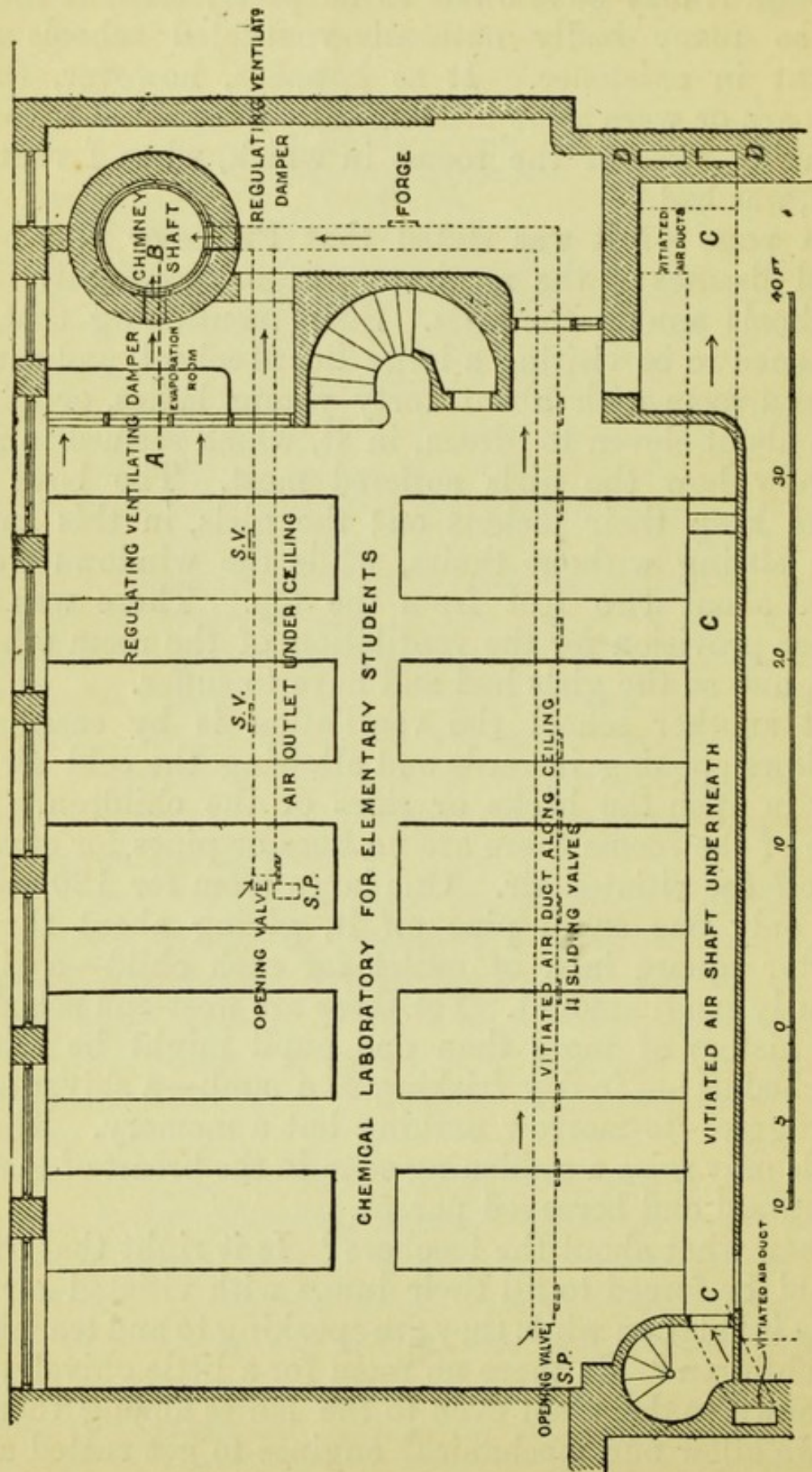


Fig. 135.

factories of consumptives. Many of our School Boards



ought to do penance for their sins in this respect, but the only sentence worth anything is rectification.

Figs. 135, 136, and 137 show style in which the newer portion of the Allan Glen's Technical School at Glasgow has been ventilated, Mr. William Forrest Salmon, F.R.I.B.A., being the architect. In this case the vitiated air is carried off from the chemical laboratory by the two horizontal wooden ducts, 18 in. by 12 in., fixed up below ceiling, as indicated by the dotted

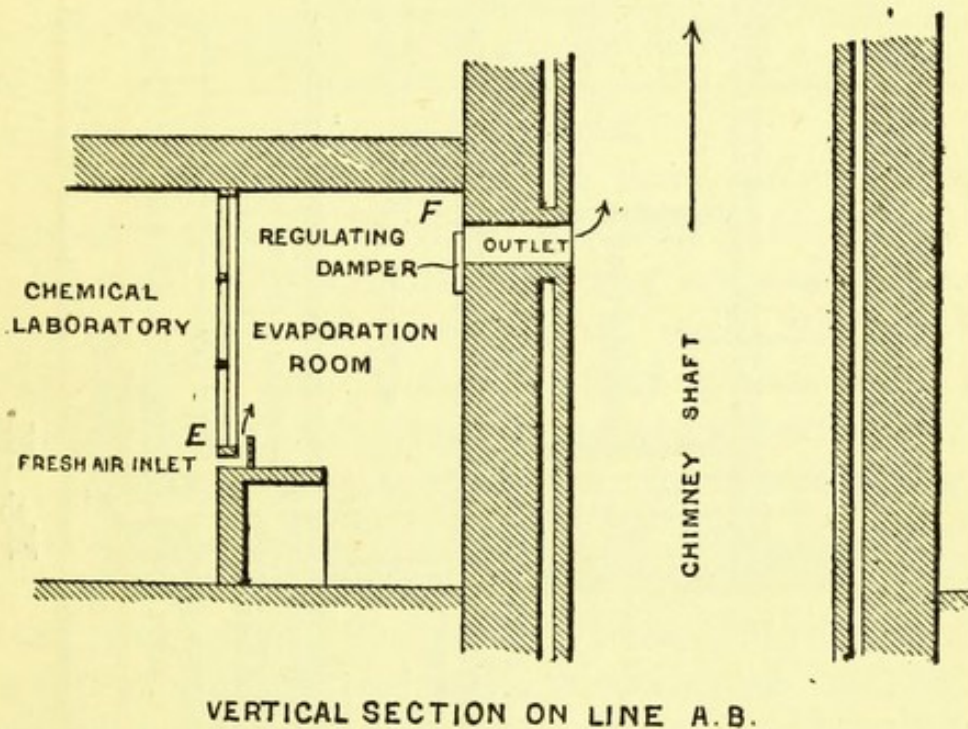


Fig. 136.

lines in Fig. 135, and through the evaporation room, as indicated at E and F, Fig. 136. s p, s p, Fig. 135, indicate positions of two chemical "stink presses." The one nearest the chimney has its ventilating outlet pipe  $4\frac{3}{4}$  in. by  $3\frac{1}{2}$  in. in cross section; the other one is 6 in. by  $4\frac{1}{2}$  in. in cross section, delivering into the vitiated air duct. The openings with sliding valves on the side of the vitiated air ducts are 10 in. by  $6\frac{1}{2}$  in. when full open.

They are not all open at once, but are regulated to suit. When I tested the speed at these outlets the rate was 700 lineal ft. per minute at the end inlet of the 18 in. by 12 in. shorter duct nearest the chimney, and 850



lineal ft. per minute at the second of the side inlets of same duct, the valve being only 3 in. open.

At the far end of the longer duct the speed was only

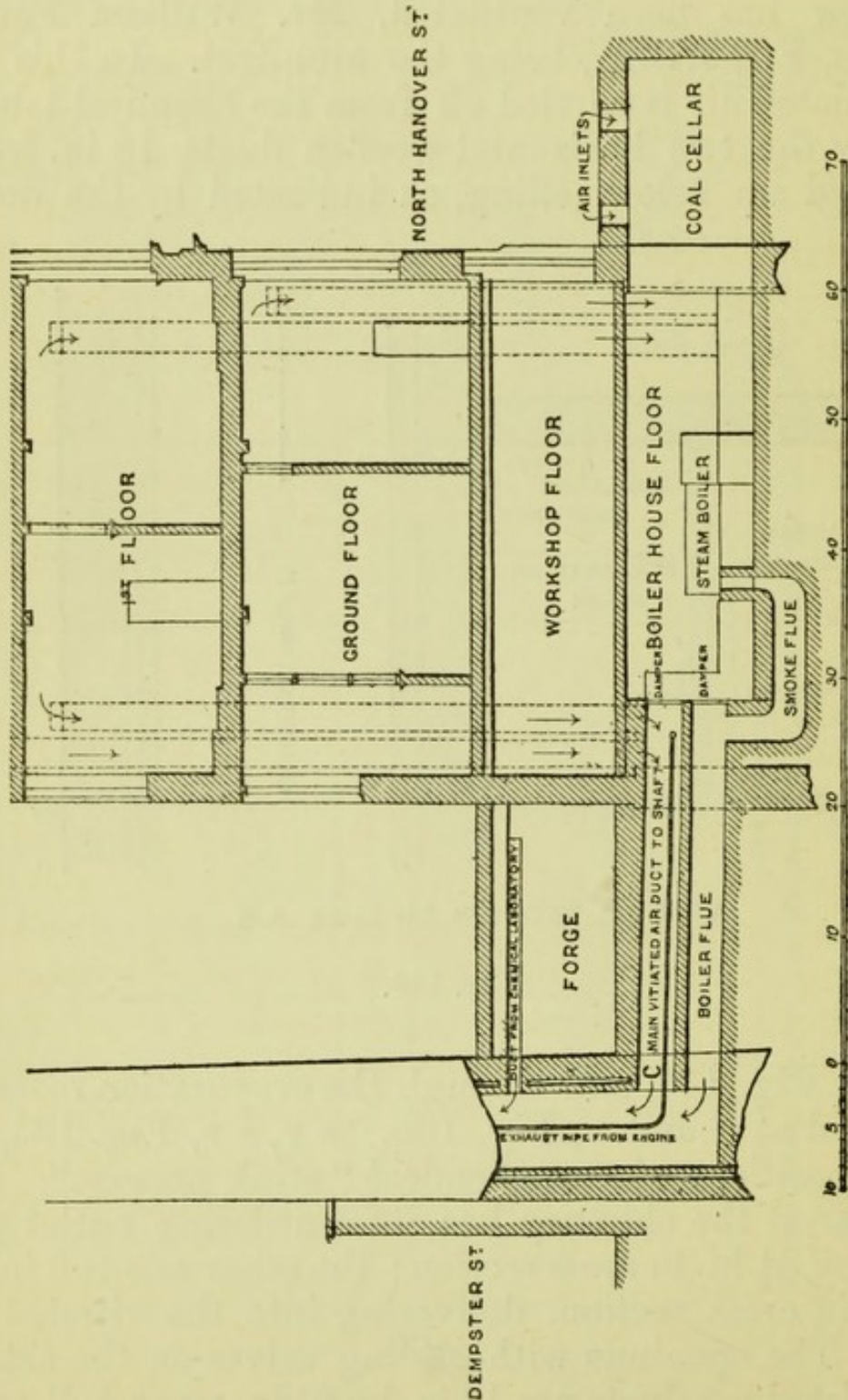


Fig. 137.

30 lineal ft. per minute. At the third opening from the far end of same duct the speed was 140 ft. per minute. At the seventh hole from far end, 370 ft. per minute; at the ninth hole, 570 ft. per minute.



The nearer the chimney the quicker. At the 18 in. by 12 in., opening F (right into chimney in the evaporation room), which was full open, the speed was 2,000 lineal ft. per minute. The large duct, c c c, which goes along underneath the floor, receives the vertical ducts D D D, &c., which carry off the vitiated air from near the ceilings of the rooms above. The large duct c c c, as shown at c in Fig. 137, delivers into the large chimney about 9 ft. lower than the duct from the chemical laboratory. The height of the ceiling of the laboratory is about 9 ft. It is supplied with fresh air passing over hot-water pipes, also through opening windows on the hopper principle.

Fig. 138, had I got it in time, might well have followed Fig. 11. It illustrates how natural ventilation can be spoiled by mistaken fitting up. In this case, E is the seat for a ridge ventilator, with 20-in. diameter outlet at F. Into the bottom of E five pipes join, as per Fig. 139. Of these three are shown in Fig. 138, viz., A, B, and D. A is 12 in. in diameter, say, and B and D each 9 in. A, as will be seen, is a short pipe coming off the ceiling of the top-flat room. It is of metal, and smooth inside. B, from the bottom of E to the top of the vertical wall, is of metal, but the flue it joins on to is of brick, and rough inside all the way down to the inlet below cornice in street-flat room at c. Now it stands to reason that, especially when there is little wind, the wind-acting ventilator seated above F will be able to pull very little through a smaller pipe from an opening situated so far away as c is, when it can get so large a supply from the top-flat schoolroom through the larger pipe, A, near it.

Upon testing pipe as per A lately, the air was going out at A at 450 ft. a minute, but when I went down to c, the indication was less than 40 ft. a minute. This speed at the outlets in the lower room would have required about two hours to renew the air of the room once, while the top room would have been renewed three times in the hour. While, therefore, the automatic ventilation of the upper room G was comparatively



good, that of the room H, two flats below, was very bad. The outlet pipe of the top-flat room next to G was smaller than A (9 in. diameter), and went into a

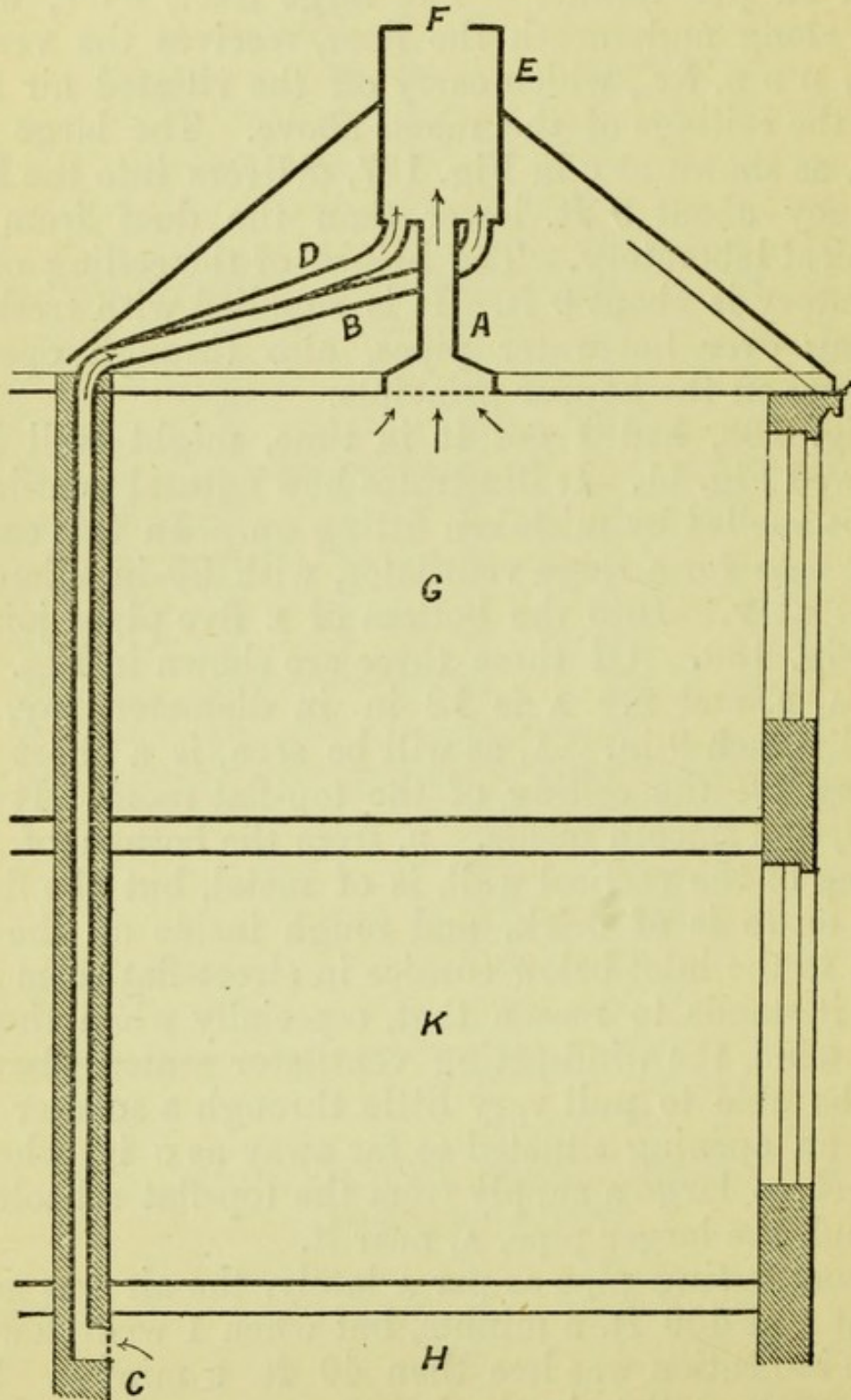


Fig. 138.

23-in. main pipe having six branches; it only indicated 100 lineal ft. a minute with the windows shut, which gave far too little quantity of outlet for a schoolroom.



Fig. 140 shows the style of fitting in and connecting the flues in the walls, for carrying off the vitiated air as adopted by Mr. J. Murray Robertson, architect, of Dundee, for the new Technical College there. In this case two flues or ducts, P P, one from each side of the same room, are led up from the inlets, I I, near the ceiling of the room, R, and both join at J into the outlet pipe of the No. 1 curved-topped Buchan's Ventilator, v. No other flues, except the two shown from the room R, join into the ventilator, v, so that all the air passing out through said ventilator, v, comes from the room R. The outlet ventilation of the room R, Fig. 140, is therefore carried out on a much better principle than that of the room H in Fig. 138.

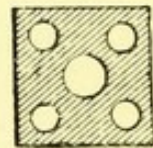


Fig. 139.

When pipes from different rooms are connected into the same *wind-acting* ventilator, as per Fig. 138, then, should the windows in the room connected with the pipe B be open, when those of room connected with pipe D are shut, the air may rush up pipe B and little or almost none go up the pipe D. Should the windows in room G, again, be opened when those of rooms K and H are shut, then the ventilation of those two latter rooms is virtually stopped for the time being, so that Fig. 138 is another example of "How not to do it," so far as automatic ventilation is concerned.

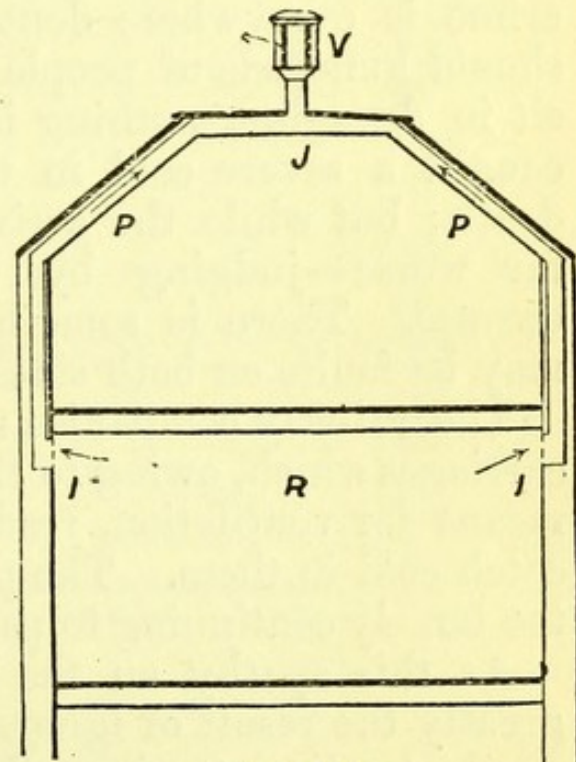


Fig. 140.

It would be a good rule that every school-room should have a thermometer hung up in it.



## CHAPTER XVI.

### RAILWAY CARRIAGE VENTILATION.

WHEN some woman poisons her husband, or a husband poisons his wife, a great outcry is made. The crime is everywhere denounced, and rightly so; but should hundreds of people be killed by being forced to sit in draughts, nothing is said about it. He or she caught a severe cold in the train, which resulted in death; but while the active criminal is punished, the far worse—judging by the effects—negligent one escapes. There is something wrong here, but there may be faults on both sides.

The railway companies may be wrong in purveying carriages which, owing to the want of simple and proper means for ventilation, readily allow their customers to catch cold in them. The public again are to blame for too tamely continuing to pay for and use these carriages.

As this apathy on the part of the public may be greatly the result of ignorance, we shall here say a few words tending to show the danger from badly-ventilated carriages, and suggesting a remedy.

In most of the compartments of our railway carriages there are two doors, as at A and B, Fig. 141, and in each door there is a window, and above each window a small ventilator, as at s and t, Fig. 142. The roof of the carriage is about 15 in. or so higher than this door-ventilator. Supposing the train is going in the direction of the arrow c, while the wind is blowing as indicated by the arrow D, it follows that if the window or ventilator is open on the side A, the wind will have



a tendency to blow in with considerable force in the direction of the curved arrow *L*. Supposing the compartment is fully seated, then the persons *E* and *F* next the window may be those who will be least affected by the incoming air, and those seated at *G*, *H*, and *I* the worst, while *J*, *K* may also be annoyed, or *J* and *K* may be worst. The person sitting at *F*, especially if he is

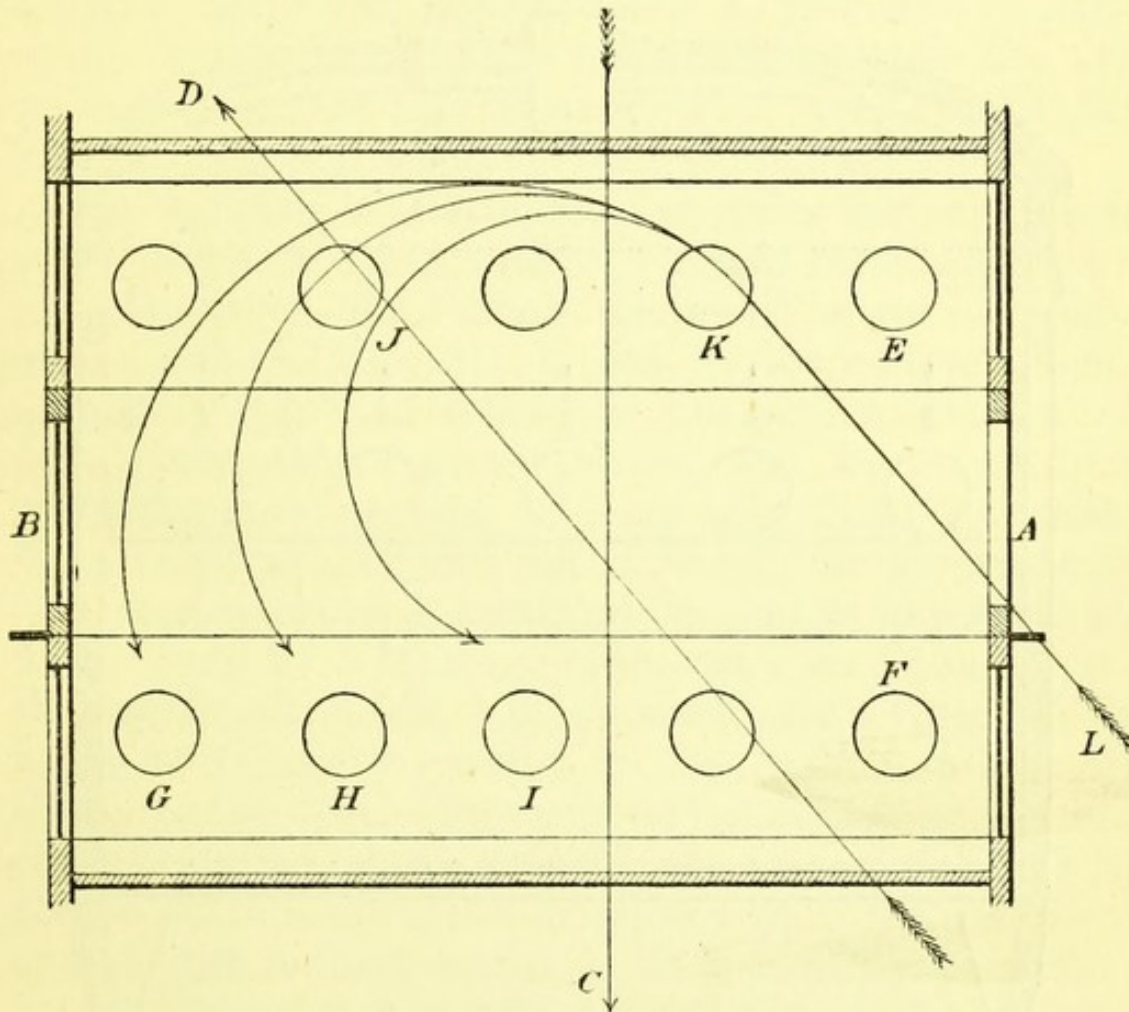


Fig. 141.

on the sunny side, may put the window down and be sitting in selfish comfort, quite regardless of the annoyance and danger to his fellow-passengers; but a little consideration should enable him to understand that when the wind is blowing in the *D* direction, and the smoke from the furnace of the engine is seen out of the *B* window, that it is the *B* window on the leeward side that should be open, and not the *A* window on the windward side.



When the wind is strong, and especially if the air is cold, even when both windows are shut, if the ventilator in the door on the A is open, the wind will sometimes rush in through its slits at a great rate, and in a way to be very annoying and dangerous.

Railway travellers ought therefore to understand the

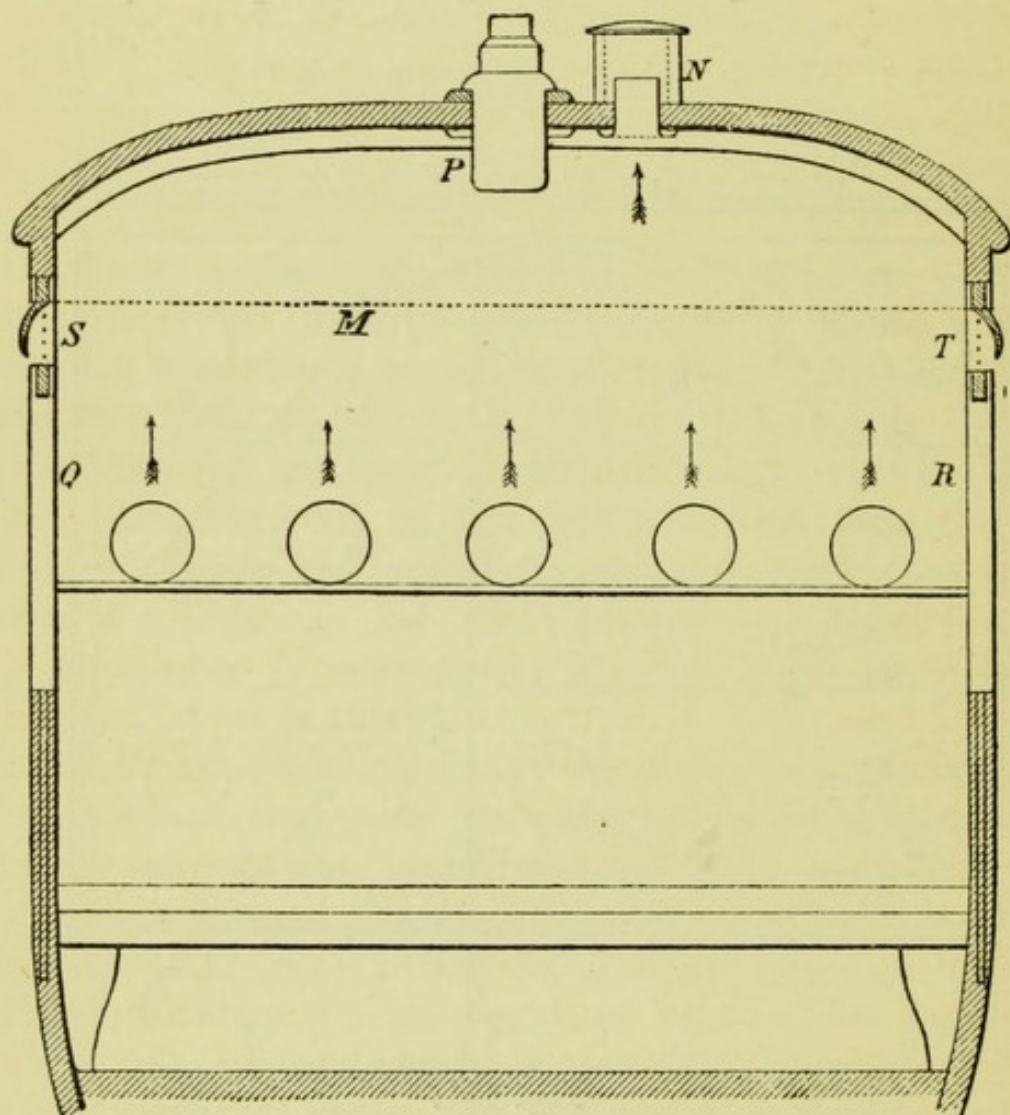


Fig. 142.

difference in effect between opening the *windward* and *leeward* windows or ventilators.

Of course many will say, "We must have some ventilation, surely?" This is undoubted, and it brings one to the point, where I assert that the sanitary requirements of the generality of our railway carriages are shamefully neglected in this respect. There ought to be provision made to carry off the vitiated air exhaled



by the passengers *at the roof*, and *not* merely at the sides, *and some distance below the roof*. When the sun is shining in summer the atmosphere of the compartment is often most disagreeable, owing to the large quantity of warm air heated up by the hot roof, which cannot make its escape as there is no outlet in the roof to let it out. The health of the public demands that this should be seen to, and that all compartments of railway carriages should have a proper ventilating outlet in, or through, the roof, with hit-and-miss valve to open and shut it, similar to what some special first-class carriages or sleeping-compartments have got.

The member of Parliament or other person who will cause this to be done will be a public benefactor.

In many of our schools the cubic space allotted to each pupil is 140 cubic ft., but in the compartment of a railway-carriage seated for ten persons, as per Fig. 141, which shows ground plan, and Fig. 142, which gives a vertical section, we have only about 26 cubic ft. for each person, or only about 260 ft. for the whole ten.

A compartment I travelled in to-day measured 7 ft.  $5\frac{1}{2}$  in. long by 5 ft. 2 in. wide and 7 ft.  $1\frac{1}{2}$  in. high in the centre, all inside, but the sizes vary a little. There being no ventilating outlet in the roof, it follows that all above the dotted line *m* is unventilated, and forms a cistern for the warm, vitiated air from the lungs and bodies of those present to gather in. This is wrong, and to cure it there ought to be a ventilating outlet in the roof as at *n*, Fig. 142, to one side of the gas or oil lamp *p*. *q* and *r* are the windows, and at *s* and *t* we have the ventilating sliding slits. It stands to reason that with this outlet at *n* far less opening of the windows *q* and *r* would ventilate the compartment than without it.

The atmosphere of most smoking compartments is not fit for a pig to breathe after several persons have been smoking in it for a time, owing to the want of a proper outlet ventilator on the roof. In fact, were anyone to force horses or cows to breathe such an atmosphere, it would be looked upon as cruelty to animals.



Ventilate our railway carriages, therefore, in such a manner as to keep their atmosphere as pure as possible,

without causing either discomfort or danger to health or life to any of the passengers.

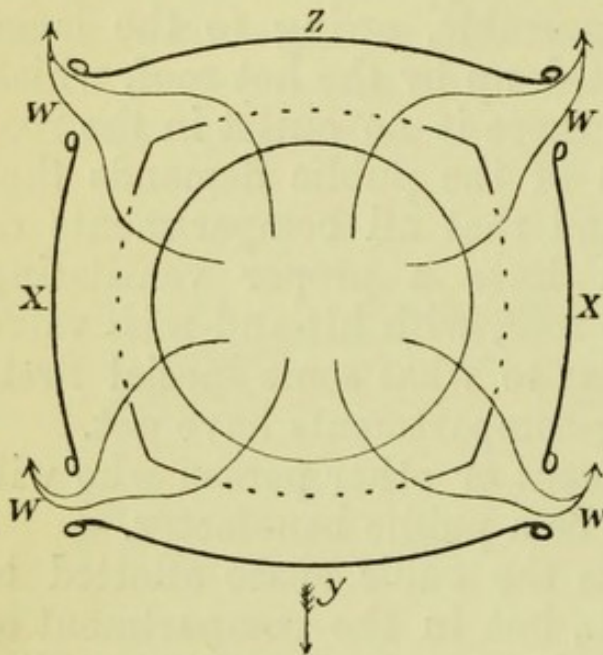


Fig. 143.

Fig. 143 shows a modification of Fig. 89 exhaust or outlet ventilator suitable for the top of a railway-carriage, the vertical outlets being at the four corners, w w w w, but on the sides x x. It will be noticed that the front and back plates, or wind-guards

plates, or wind-guards y and z, are broader than the side plates x x. This is in order to all the better keep rain or snow out of the inside of the ventilator when the carriage is moving rapidly against the wind. The dart or arrow at y indicates the direction in which the train is running.



## CHAPTER XVII.

### VENTILATION OF DRAINS, SEWERS, ETC.

THE systematic ventilation of the drains and soil-pipes of houses, &c., upon approved hygienic principles is of quite recent date. Until a few years ago the general practice was to ventilate the drains into the houses. This might not be intentional, but all the same it was the result of ignorance, carelessness, and callousness—the three ghouls who have preyed upon humanity for millenaries. When, however, Nature does get upon the right track she often attempts to make up for lost time with a rush. We see this in our nineteenth century improvements in travelling and inter-communication, as well as in our perhaps more prosaic subject.

During the last dozen years there have been no hygienic texts more preached upon than the trapping and ventilation of drains, although of late especially another rival for public attention has been coming prominently forward, viz., the smoke-test. Between trapping, ventilating, and smoke-testing drains the owners of property have had a sad time of it. They have been forced to do evil that good might come. Yet notwithstanding their self-sacrifice, the public are ungrateful! By-and-bye, when every man is his own landlord, he will be forced to lay, rectify, and keep up his own drains at his own expense; and in case he might lift this book on "Ventilation," expecting to find some information in it about drains, it would be a mistake to disappoint him. Drains are distinguished from sewers in that the former have



generally to be supplied and kept up by the proprietor of each house, tenement, or building, whereas the latter are generally put in at the general expense of the town, or, at all events, are generally kept up at the public expense.

As the public sewers in the streets receive into them the discharged waste waters, &c., conveyed by the drains from the houses of the healthy and the unhealthy alike, it follows as a rational precaution that each house should be safely protected from all bad emanations coming into it from the public sewer. The recognised practical

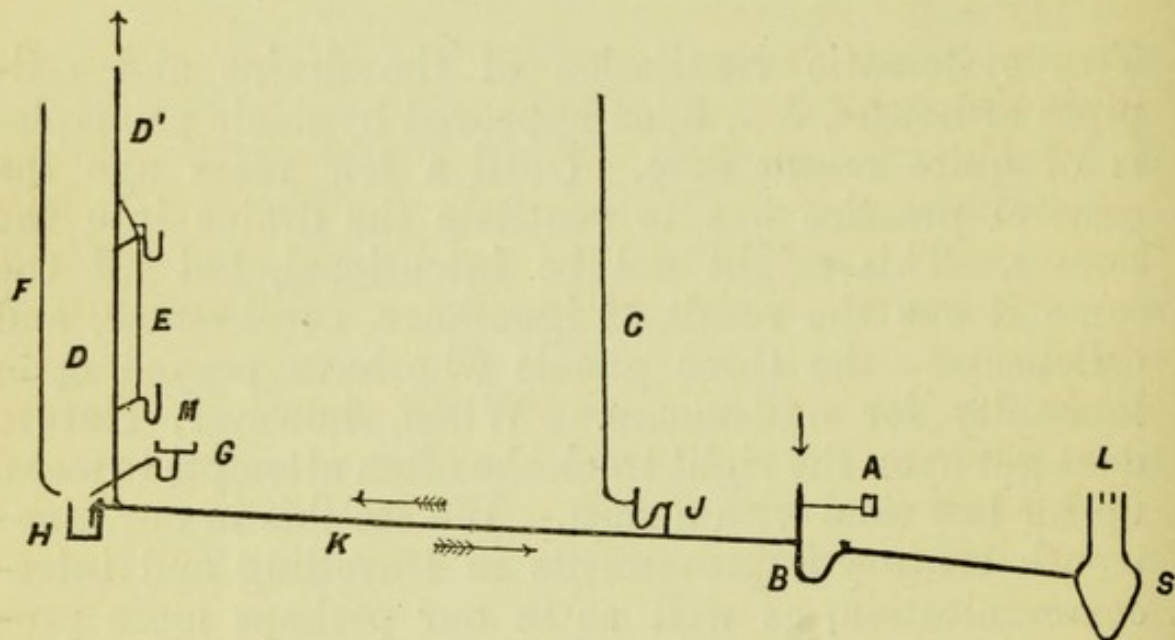


Fig. 144.

mode of doing this is by putting in upon the line of the drain between the house and sewer some efficient intercepting trap, as indicated at B in vertical skeleton sketch, Fig. 144, where s is the public sewer in street, B the 5-in. or 6-in. intercepting trap on drain, c the front rain-water pipe, with a 4-in. trap at its foot; D is the soil-pipe for the water-closets, with an air-pipe off the water-closet traps. The soil-pipe in this case is supposed to act as the ventilating blow-off for the drain, κ;\* F is the back rain-pipe, delivering above ground over the trap, H; G is the sink, whose waste-pipe may discharge into trap, H, or into grease trap as per H, Fig. 145.

\* A three-gallon flush of water could fill 6 ft. of a 4-in. diameter pipe, nearly 2½ ft. of a 6-in., and 13 in. of a 9-in.



The fresh air for ventilation of the drain, κ, is supposed to enter either at the top of the trap, Β, or, *what is better*, from a side air-inlet, Α,\* proceed along the drain, as per the upper arrow, go up the soil-pipe, D, and out at the top of its ventilating pipe, D<sup>1</sup>. The sewer, s, is ventilated by the grating, L, in middle of the street. † Fig. 145 is ground plan of a larger house than the foregoing, and indicating more in detail the fittings used now in executing the drainage of a large house upon improved principles, and showing two different ways of carrying out the ventilation of the drains. At the back of the house the ventilating air-current in the drain is shown as going *the same way as the water-flow*, the blow-off for the drain being at D.

At the front of the house the ventilating air-current is shown as going in the opposite—and more customary—direction from the water-flow, the blow-off being at Β. The writer has executed the work satisfactorily in both ways.

In Fig. 145 we will suppose the house stands due east and west, with front to the south. In that case the manhole at the south-west corner contains both a 6-in. No. 6 or No. 8 Buchan's trap, J, in two pieces, and also a single branch access pipe, κ. This access pipe has a strong iron lid, sealed down with lime and a thin coating of cement on top of the lime. The small outer eye of the trap is also sealed down with lime. The trap and the access pipe are better to be both set in Portland cement concrete. The fresh air inlet to the trap and drain along front of the house may be at Α, on surface of the ground, by an iron grating, say 10 in. square, or so. In some cases the side fresh-air inlet may be from a 4-in. iron pipe set up at end of house 6 ft. high or more, and near F. The trap J in the manhole prevents all aërial communication between the drain going along the back and west end of

\* See Fig. 147 and remarks upon it.

† Other styles of ventilating the sewers are referred to in Figs. 153 and 154, and pages 323 to 327 of "Plumbing and House Drainage," 5th Edition, No. 191 of Weale's Series.



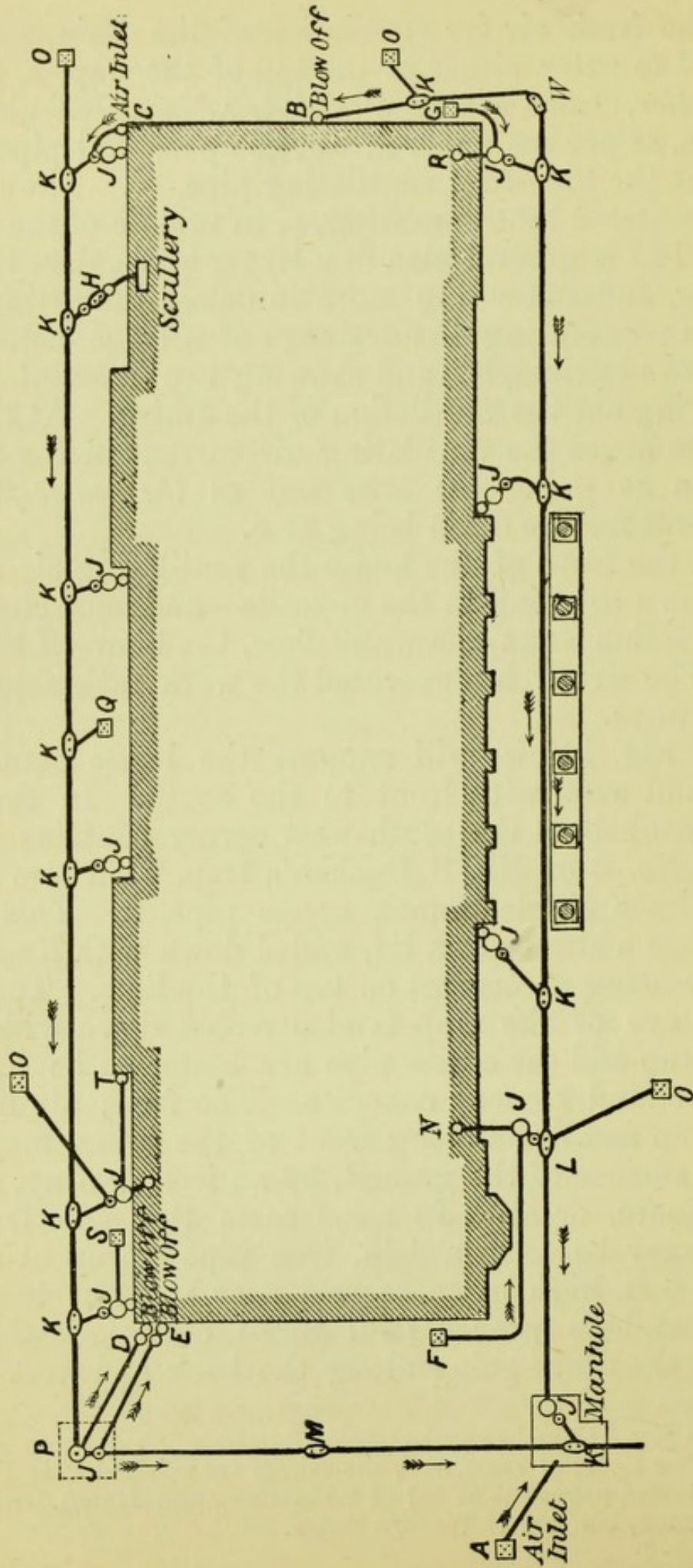


Fig. 145.



the house, and the drain along the front of the house. When the lid  $\kappa$  in the manhole is lifted, the water from both drains is seen uniting and passing on. This pipe here may be 7 in. diameter, or if it has a good fall of an inch or more to the yard from the manhole, 6 in. may do. Both main drains coming into the manhole may be 6 in., or partly 6 in. and partly 5 in.; some of the branches being only 4 in.  $L$  is a 6-in. double-branch access pipe.  $N$  shows position of the soil-pipe in a large mansion house,\* which delivers into a Buchan's trap with a small 8-in. iron access plate above it, the fresh air inlet being round the corner at  $F$ , as shown. The two traps,  $J$   $J$ , on each side of the entrance are supposed to be 4-in. No. 2 Buchan's traps for rain-water pipes.  $R$  may be either a soil pipe or a bath or basin waste pipe, with fresh-air inlet at  $G$ .  $w$  is an access bend;  $o$ , a little farther along, a box trap with slop stone for surface water, as are all the gratings marked  $o$ .  $B$  is a 4-in. strong iron blow-off pipe, painted with red lead inside to prevent rusting up.

The access pipes,  $\kappa$ ,  $L$ , and  $M$ , enable the interior of the pipes to be viewed at any time to see that they are all clear and clean inside.

At  $P$ , Fig. 145, there is another 6-in. Buchan's trap with the drain from the back of the house delivering into its side. This trap may either be set in an inspection chamber or manhole or not, according to its depth. If it be less than 3 ft. deep, and in easily and readily dug up soil, a manhole may be unnecessary or merely optional: hence it is indicated merely in dotted lines. It will be observed that a side pipe leads off from both vertical openings of the trap. The one off the outer eye of the trap leads to the 4-in. or 4½-in. iron blow-off pipe  $E$ , which ventilates the main drain or sewer beyond all the traps. The other pipe leads to the 4-in. or 4½-in. blow-off pipe  $D$ , which ventilates the drain going

\* At "Stracathro," the residence of James Alex. Campbell, LL.D., M.P., the relative positions of two of the soil pipes and their foot air pipes are as shown at  $N$  and  $F$ .



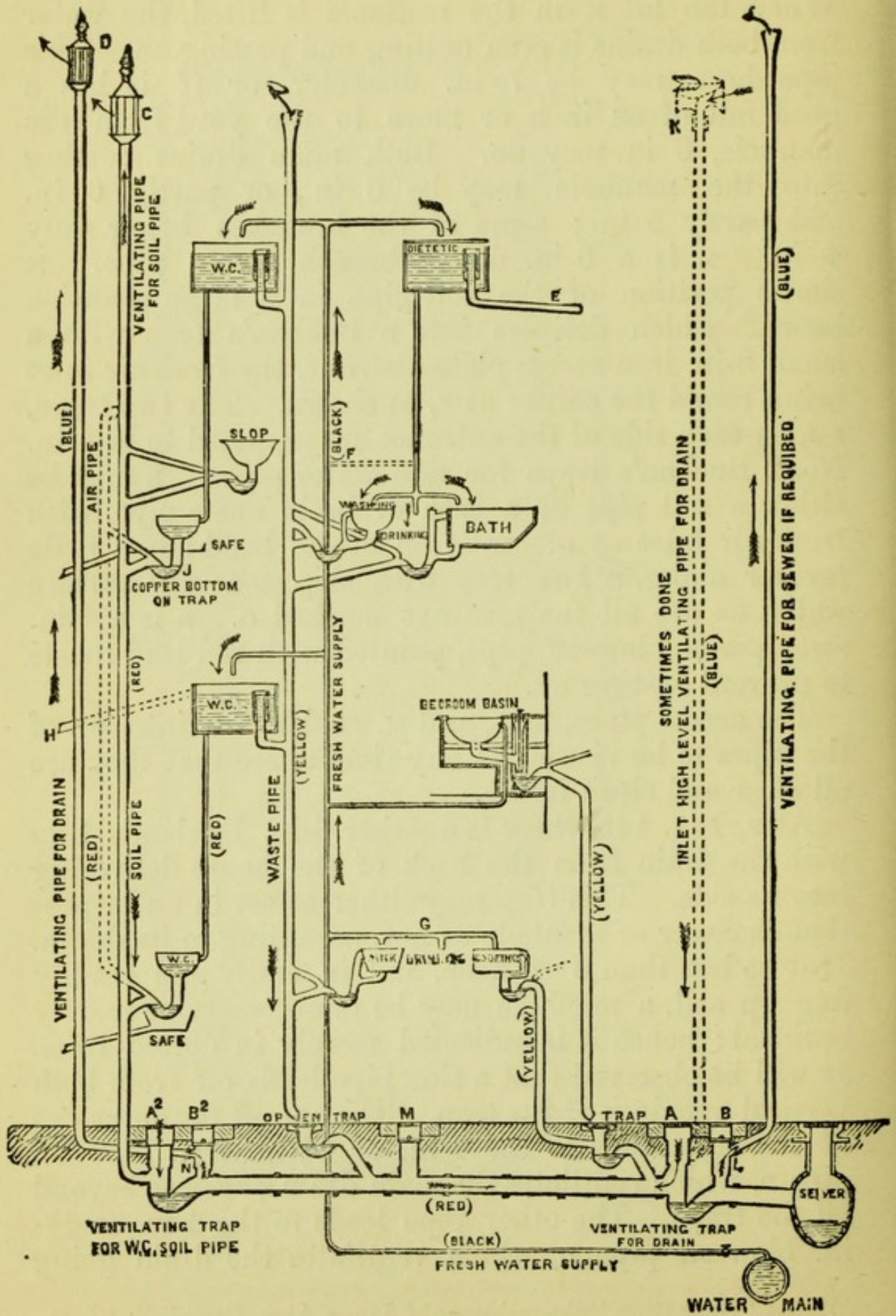


Fig. 146.



along the back of the house. The fresh air in this latter case enters at *c*, which may either be an iron pipe set up about 6 feet high, or an iron grating at ground level.

As indicated by small circles at *D* and *E*, it is useful to have a 4-in. eye near foot of the blow-off pipes, which is closed with a lid, so that access can be got at any time to the foot of the blow-off pipes to see if they are all clear, or to stuff them at foot temporarily when smoke-testing the drains.

When the blow-off is at the lower end of the drain, as at *D*, both openings on top of the trap are closed, each by a round iron lid, the smaller or outer one being most securely sealed down.

*s* is a side fresh-air inlet on the ground for the No. 2 or No. 8 Buchan's trap, *J* for a water-closet soil-pipe. *T* is either a 3-in. iron pipe acting as fresh-air inlet or a rain pipe, the trap *J* in this case serving for a wash basin and bath.

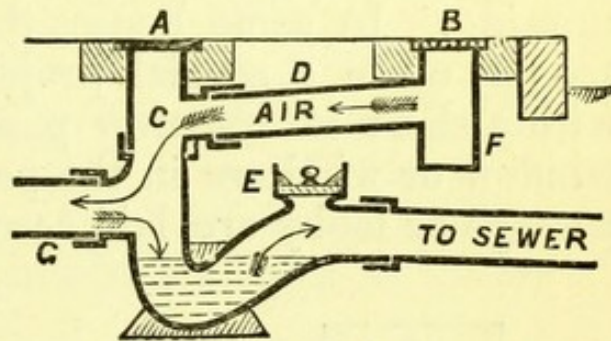


Fig. 147.

*H* is a Buchan's grease trap for the scullery sink. Near the air inlet *c* at head of drain there may be a rain pipe delivering into either a 4-in. No. 2 Buchan's trap or a Field's flushing tank.

Fig. 146 shows vertical section of drains and soil and waste pipes of a house; the drawing pretty well explains itself, but if further information wished, it may be got in the author's text-book on "Plumbing and House Drainage," No. 191 in Weale's Series.

Fig. 147 shows vertical longitudinal sectional sketch of side fresh-air inlet *D B*, referred to when describing Fig. 144. In this case an iron access plate *A* is put over the house side of the trap, while the fresh air enters through the iron grating *B*. When the grating is put in at *A*, right over the trap, and especially if the trap be under the pavement where children



play about, they will sometimes choke the trap by putting in pieces of wood or umbrella wires down through the grating, but when the grating is placed to one side of the trap, as at B in Fig. 147, then the

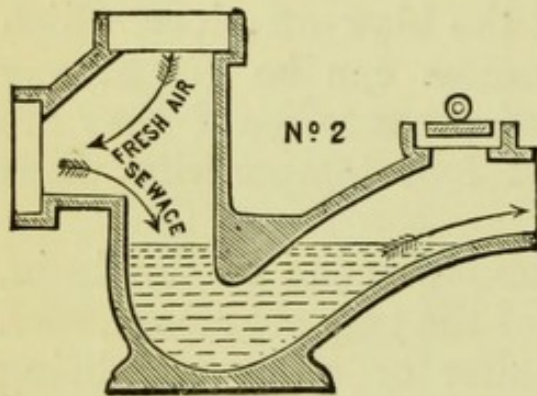


Fig. 148.

children cannot choke the trap, as the sticks or wires fall into the small pit f. This side fresh-air inlet is also of advantage in preventing occasional puffs-out of smell being so easily, if at all, felt when a water closet is let off, as the fresh air in the side pipe D and C has to be pushed out first,

and by the time it is out the closet may have stopped running. In some houses the water-closets and baths are put up in a special projecting wing of the house, with a short intervening passage and door, and with a window or windows in the passage. The joists of this passage or lobby are laid across it (not with their ends into the main building) so as the better to prevent gases from the pipes passing into the house between the joists.

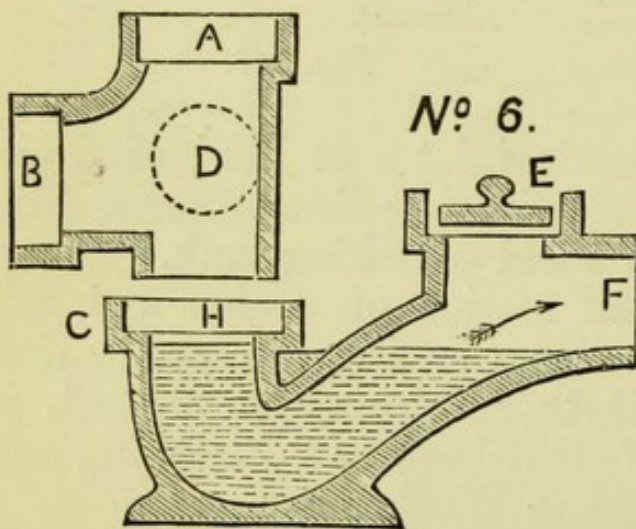


Fig. 149.

Figs. 148 to 151 show the styles of Buchan's patent traps referred to in Figs. 145 and 146. In Fig. 148, styled No. 2, the inlet and outlet ends and the well of the trap are all the same size, and so they are in No. 6. Only while No. 2 trap is all in one piece, No. 6 is in two pieces, so that the top part and side inlet B, Fig. 149, may be turned in any direction desired.

Fig. 150 is the same as Fig. 149, except that in Fig.



150, styled No. 10 trap, the well H is small, *e.g.*, supposing the inlet and outlet B and F to be 6 in. diameter, then in Fig. 150 the well H is only  $4\frac{3}{4}$  in. diameter; the intention of this is to make the trap more self-cleansing.

In Fig. 151 again, known as No. 8 trap, while the well c is about  $4\frac{3}{4}$  in. diameter when the inlet and outlet ends B and D are 6 in., the top fresh air inlet and inspection opening, A, is larger, *viz.*, 9 in. diameter.

This gives more scope for inspection and cleansing, and allows the head of a man to be put in to look along the drain coming into the trap to see if it is all clear, and no cement sticking up at any of the joints, and no tools or bricks, &c., left inside the pipe to choke it.

These traps are made in various sizes, and are in use all over the world. They not only lock off sewer gases from the house, but also keep out sewer rats. Quite oblivious of these advantages, one responsible public official, some years ago, actually advocated the use of the soil pipes and rain pipes of houses as ventilators for the public sewers, quite overlooking the destruction to property that might have been caused by the invasions of the rat armies, and the increase in the death-rate from the bad air following in their wake. Fortunately, the higher intelligence of the sanitary authorities prevailed.

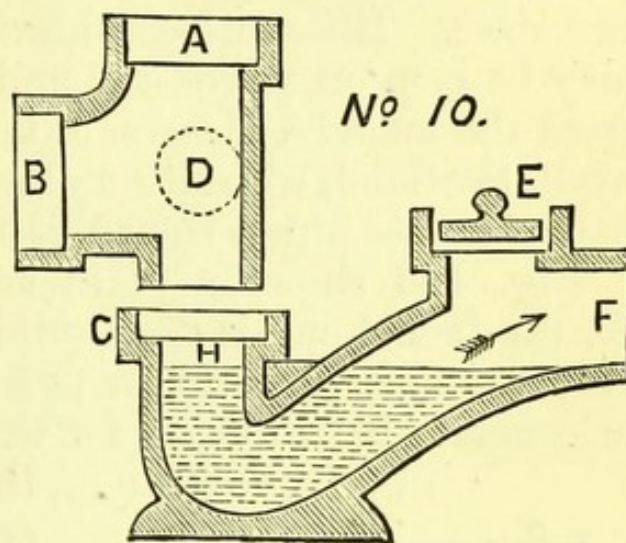


Fig. 150.

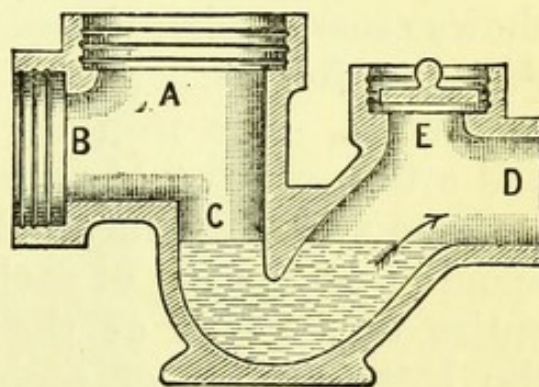


Fig. 151.



Fig. 152 is vertical section of the Buchan's grease trap, indicated at H, Fig. 145. This is the one used at Balmoral Castle, and at many hotels, workhouses, and mansions throughout the kingdom. It may be had in two sizes. Illustrations, showing modes of fitting it in, may be seen on pages 302 and 303 of "Plumbing," or from the makers, Messrs. J. and M. Craig, of Kilmarnock, Scotland, who also make and supply the following patent access pipes, shown at K, L, and M, Fig. 145.

Fig. 153 shows a plain access pipe, c, in position. At the faucet end it has a solid attached block, A, which rests upon the ground, or upon the concrete, if a layer of concrete is laid down for the pipes to rest on. When

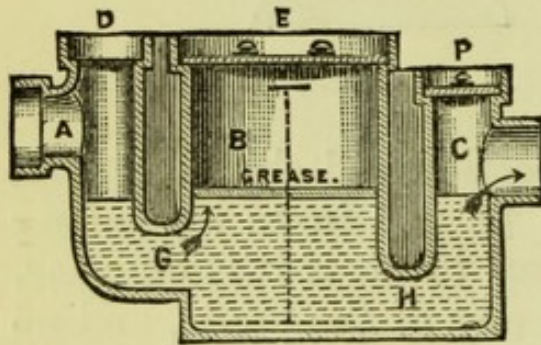


Fig. 152.

the pipes are to be concreted they should first be properly laid, jointed, and smoke-tested, and then they can be concreted all round, if wished up to top of the longitudinal faucet F. This faucet F holds the iron access lid E. The small sketch D, "Fig. 4,"

shows cross section through the access pipe, and we see that the full section and height of the pipe inside are preserved. The iron lid E is sealed down with lime and a thin coating of cement on top of the lime.

Some architects have advocated the use of an access opening on the top of each drain pipe, or of having the entire upper half of the pipe in pieces, so as to get at the bottom joint of each pipe inside with the hand, but as may be seen by a glance at Fig. 154, this is quite unnecessary. Supposing it were really necessary to get at the interior of each joint with the hand, this can be done, as in Fig. 154, by having each alternate pipe an access pipe. The spigot end of the intervening pipe L being got at from the access opening D, while the faucet end of L can be got at from the access opening C, each access opening giving access to two joints. It is not really necessary, however, in general practice to have



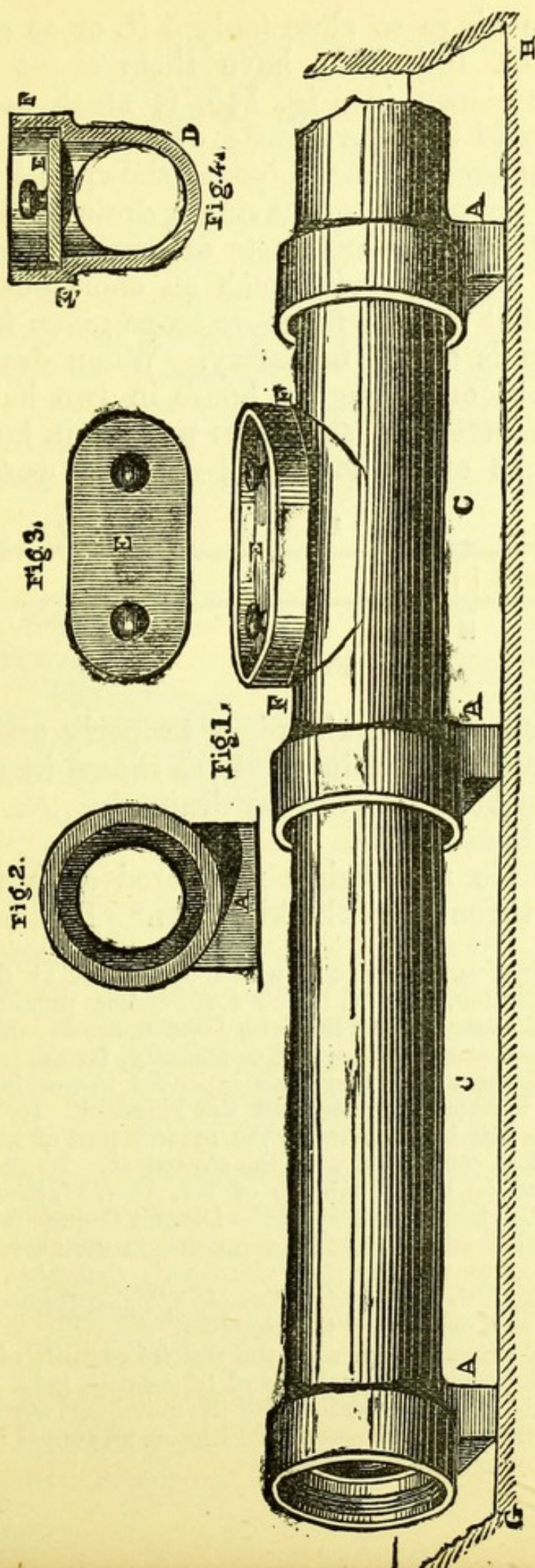


Fig. 153.



the access openings so close (only 5 ft. or so apart) as shown in Fig. 154. To have them about 10, 15, or 20 ft. as shown in Fig. 145, is much more sensible. It would be a pure waste of money to have an access pipe at every second pipe, as shown in Fig. 154; while as for the notion of having a drain pipe laid in two halves, that is a pure waste of cement, and makes a very weak pipe, and with such an enormous amount of jointing that there is far more scope given for aerial leakage than is at all necessary. When drain pipes are laid about or through a house in two halves, the word "Incompetency" should be printed in large type upon the backs of all connected with the work. If a




Fig. 154.

workman cannot lay drain pipes properly and tightly with access openings at intervals, as shown in Fig. 145, he should not be allowed to lay drains for the sanitary fittings of a house at all.

Plumbers are now being registered as a token of competency throughout the kingdom.\* It is high time

\* This registration movement, which originated at the Health Exhibition in London, in 1884, is now commanding public attention. The Worshipful Company of Plumbers, London, deserve great praise, and, in fact, the thanks of the whole community, for the trouble they have taken, and the money they have expended in working out and spreading this movement throughout the kingdom. Its clerk, Mr. W. R. E. Coles, has been devoting the greater part of his time for some years past in connection with the movement. Its progress has also been helped on by the labours of Mr. Alex. M. Scott, Writer, Glasgow, who has been Secretary of the District Council for Glasgow and the West of Scotland since its formation in January, 1888, and who, in addition to writing the "Plumber's Catechism" already referred to in the fifth edition of "Plumbing," also framed bye-laws which are used as a model over the kingdom.

A congress of delegates from all the district councils of Scotland, was held in Edinburgh, on 31st July and 1st August, 1890. A number of important subjects in connection with the movement were discussed, and it was felt that the Congress should become an annual institution, beginning next year with Glasgow.



that masons also who lay drains should be registered, for the amount of sickness and death that have been produced from their bad workmanship is incalculable. From the child of the peasant to the prince at the throne no one has been safe from them. In thousands of cases still, just as surely as the sun sets, the angel of disease and premature death follows in their wake.

As for the intentional scamper who pretends to have laid pipes where there are none, he is a virtual murderer, yea, verily, an assassin, and should be treated accordingly. Buchan's traps and smoke-test are amongst the best detectives for these gentry.\*

Fig. 155 is an enlarged view of the single branch

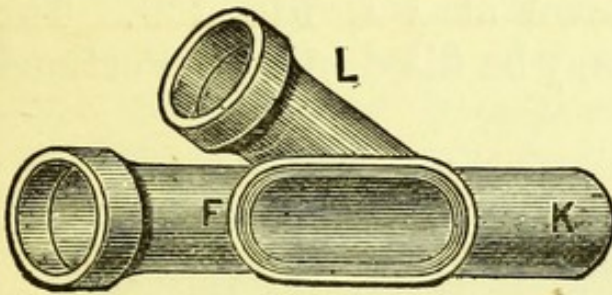


Fig. 155.

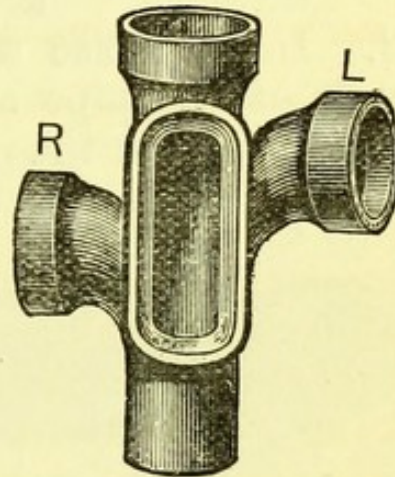


Fig. 156.

patent access pipe shown at *k*, Fig. 145. In this case the branch *L* is to the left. Of course the pipe can be had with the branch to the right, and also with two branches as at *L* in Fig. 145.

Fig. 156 shows an access pipe with rounded branch *R* and *L* (= right and left) on each side to catch drains coming into the main drain at a right angle.

Fig. 157 shows a patent access bend. In this case the bend is said to be to the left. The longitudinal

\* The machine-applied smoke-test for drains and soil-pipes, invented and first introduced by the author about fourteen years ago, is now a recognised public institution. It is referred to by our Judges on the Bench and in Acts of Parliament relating to the public health. Reference was made to it *inter alia* by the writer in the *Sanitary Record* for May 24th, 1878. It appeals to the senses of both sight and smell, and has caused thousands of houses to be transformed from fever-breeding dens to healthy homes.



access openings in Figs. 155, 156 and 157 are all closed in with a strong iron lid, which is made tight with lime and a thin coating of cement on top. In cases where the access pipe is in a manhole or small brick access-chamber, and especially when inside the building, a layer of sand one inch thick may be put in above the lime and cement on the lid, to act as a filter, and as an extra precaution should a slight crack occur in the cement over the lid.

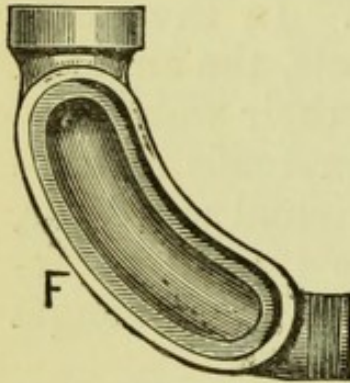


Fig. 157.

Fig. 158 is a modification of the access pipe and pipes shown in Fig. 153. In this case a couple of ribs are cast on the bottom of the pipe as shown at A A, Fig. 159. The space H between the ribs may be filled in with Portland

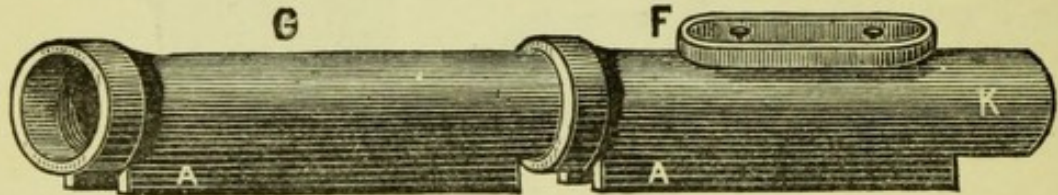


Fig. 158.

cement or concrete for greater strength, especially when laying the pipes in soft ground. This pipe is known as Buchan's patent improved *ribbed* drain pipe,

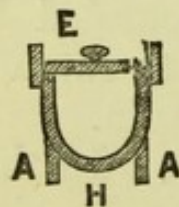


Fig. 159.

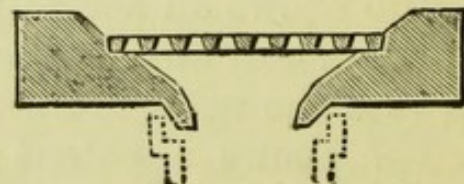


Fig. 160.

and it may be had from Messrs. J. and M. Craig, Kilmarnock, Scotland.

Fig. 160 is a cross vertical section of one of my fire-clay slop stones with projecting pap in bottom for allowing the water to drop clear off and not soak the



ground, as is so customary with the flat-bottomed slop stones which have no such pap.

Reference was made in Figs. 144 and 146 to ventilating the sewers by gratings in the *middle* of the street. This does very well in many cases. It is a most abominable and dangerous practice to ventilate the sewers, as is done in some towns, up through the *iron rain-water or gulley gratings at the edge of the pavement*. Many people have caught disease and some have been killed by standing to speak on the pavement close to one of these gutter gratings. Children bending over them or sitting near them, as they often do, are apt to be poisoned and killed by the emanations from these gratings—"and a good thing, too," says the political economist. The plan is both selfish and cowardly, however. All these gulley gratings should have a water trap below them.

In some cities even the gratings below street water taps or drinking fountains are untrapped, so that drinkers may get food gratis in the shape of disease germs when they come to drink. This should not be.

In certain towns, such as Wimbledon, the sectional system of ventilating the sewers has been introduced, while at Torquay the high-level system of sewer ventilation is in use, ventilating shafts being carried up to blow off the sewer air above the heads and houses of the people, not below their noses. Of course care has to be taken not to have the blow-off pipes of either soil-pipes, drains or sewers below or near windows.

Fig. 161 shows high-level system of ventilating a street sewer, as proposed by me in vol. V. of the "Transactions of the Sanitary Institute of Great Britain." In this case the "down pipe" may be either a 4-in., or 6-in. or so, cast-iron pipe, of strong soil-pipe strength, which admits fresh air to the sewer. The "up pipe" is of same size and strength, and may either be finished with an exhaust cowl, as at c, or the pipe may be carried to above ridge and finished, as at d. The access to sewer from the street is covered with a strong iron plate, p. This plan was published in 1883.

Instead of finishing the tops of the pipes, as shown in



Fig. 161, they may be done as in Fig. 162. The mouths of the pipes in this case are set to perpetually face the middle of the street, or the one mouth may look to the street at an angle up the street, and the other mouth down the street, and so on with the rest; so that whichever way the wind blows it may tend to make the out-

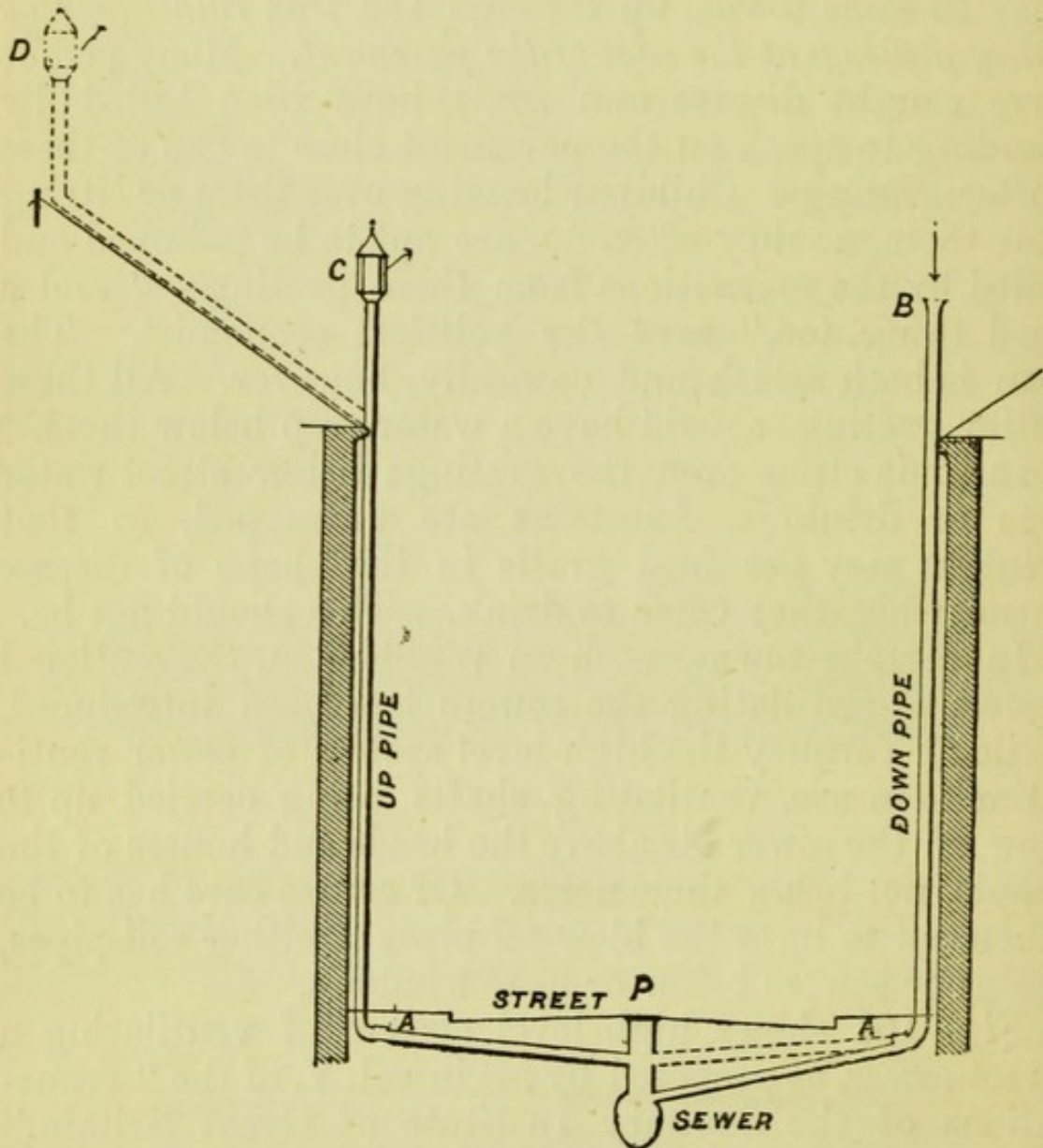


Fig. 161.

current go from the house. A A indicate two access-openings, covered with iron lids, for access to bottom of upright pipes, if wished, without disturbing them. The principle may be carried out in a variety of ways, the outlet being made to look as an ornament or finial, &c.

Fig. 163 shows how to make a levelling-rule for laying drains with. Take a piece of planed wood  $\frac{1}{2}$  in.



thick,  $2\frac{1}{2}$  in. broad, and either 3 ft. long, as per L, or 3 ft. 9 in. long, as L + c in sketch. Suppose the drain-pipes are in yard lengths, exclusive of the faucet, and it is intended to give each pipe a fall of  $\frac{1}{2}$  in. or 1 in 72, then a small piece of iron, brass, lead, or wood  $\frac{1}{8}$  in. thick, is fixed on at H, then at other end a piece of wood, or its equivalent, is fixed on at R,  $\frac{5}{8}$  in. thick. When the pipe Q is put into the pipe P, and the spirit-level, s, is applied, as per A or B, it will easily be understood that when the air bulb stands at A or B, the faucet end of the pipe Q is  $\frac{1}{2}$  in. higher than the faucet end of the pipe P. Some tradesmen level their pipes on the top outside, but that does not secure such correctness of level as levelling on the bottom inside of the pipes, because the pipes are not always exactly round. If it is wanted to give a fall of 1 in 36, then, with the

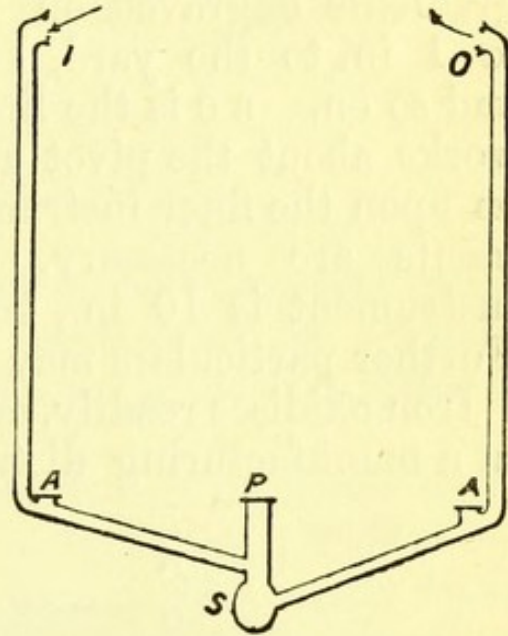


Fig. 162.

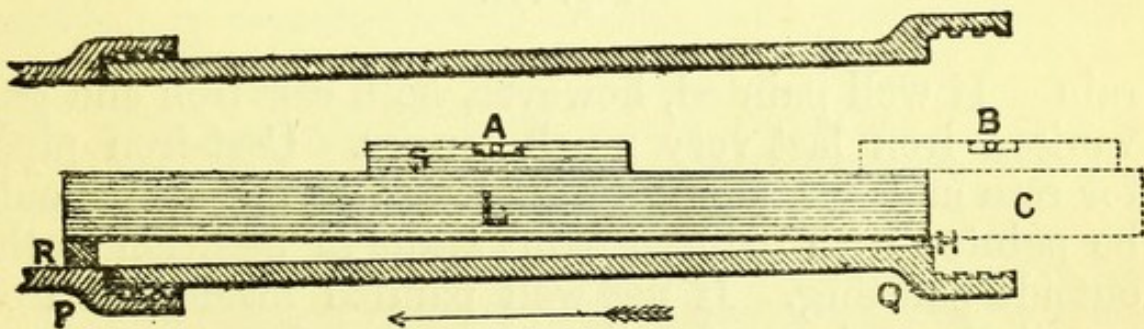


Fig. 163.

levelling-rule at H raised  $\frac{1}{8}$  in., a piece of wood or a pin, to project  $1\frac{1}{8}$  in., is put on at R.

When jointing the pipes care has to be taken, while making them tight, not to leave any of the cement sticking up inside the pipes, at the joints. Of course the use of the access pipes, Figs. 145, 153, and 154, tends to safeguard that.



Fig. 164 illustrates the new "Adjustable Gradient Indicator," lately invented by Mr. T. J. Moss Flower, sanitary engineer, Bristol. The Indicator is shown as laid upon the top of a drain-pipe, D E, having a fall of 2 in. to a foot. A is the brass plate with the various gradients engraved on it, such as 1 in 6, 1 in 36, or 1 in. to the yard, 1 in 54, or  $\frac{3}{4}$  in. to the yard, and so on. B C is the limb carrying the spirit tube. It works about the pivot at c. H is a tangent screw put on upon the finer instruments where very exact adjustments are necessary. An ordinary length of the instrument is 10 in., but it may be had any length. Further particulars may be had from the patentee.

Iron oxidises readily, and galvanised iron is soon spoilt in a manufacturing district where there is much acid




Fig. 164.

rain. If well painted, however, both cast iron and galvanised iron last very much longer. Cast-iron pipes for rain and for ventilating sewers and drains should be painted with red-lead paint *inside* in addition to the outside painting. If not well painted inside, the iron ventilating pipes of soil and waste pipes rust much sooner from the vapour and air than the pipes below, which get a coating of grease from the the waste water. Metal exhaust ventilators on buildings might be painted every four years or so.

Instead of painting iron pipes many prefer to dip them in boiling tar or "Smith's solution." Iron pipes intended to be exposed *and painted* had better not be tarred, as the paint does not adhere well to the tar.



## CHAPTER XVIII.

### VENTILATION OF BATH-ROOMS.

THE number of deaths that have been caused by the use of gas-heated hot-water appliances, or artificial geysers, in bath-rooms calls for some special remarks regarding their ventilation.

On page 20 it is stated that 1 part carbonic oxide gas in 1,000 of ordinary air rapidly destroys life. Now, as the cubic capacity of many bath-rooms is only about 500 to 750 cubic ft.,\* it follows that when so small an

\* Why should bath-rooms be such miserably small and dingy appurtenances as they so often are? Many are only about 7 ft. by 4 ft., and with a water-closet, too, in that, so that it is virtually doing penance to bathe or wash in some of them, not to speak of the danger of skinning one's elbows against the narrow walls. Even in highly-rented houses the bath-rooms are small, and a good-sized one with a fireplace in it a *rara avis*. They are often badly placed between two bedrooms, or between the drawing-room and a bedroom, and so are often a nuisance to persons in either the drawing-room or bedroom, especially if there be a fire on in either of the latter to draw the air from the bath-room to it. In the writer's house when he got it the bath-room—10 ft. 8 in. by 7 ft. 8 in., containing bath, closet, and wash-basin—was in the first flat, between the drawing-room and best bedroom, and the soil-pipe going down inside the house and the drain right through it. This did not suit the writer's ideas, and all were cleared out, the bath-room—12 ft. by 10 ft.—being put on the ground flat, with a fireplace in it, and ventilated as shown in Fig. 23, the drains being all put out of the house, and bath and basins, closets, sink, wash-house, and rain-pipes discharging into separate disconnecting traps. The whole surface of the ground in the empty space—several feet down from the wooden flooring—was asphalted, and a hidden wall built below the ground, about 6 in. out from the front and two gables of the house, all to keep out damp air from the interior of the house. After eight years' experience of this the writer considers that prevention is better and cheaper in the long run than cure, it being with sanitation as with some other useful things, the gain coming not from merely talking about it, but by practising it.



amount as one-half or three-quarters of a cubic foot of carbonic oxide is generated in a bath-room by a gas-heated hot-water apparatus, and no ventilation provided, the person in the bath-room may be very quickly and quietly killed by the poisonous gas.

We read in the newspapers just now of the sad death of the son of Admiral Croft, a young man of nineteen, so killed. He went into the bath-room to take a hot bath before dinner, the water being warmed by a gas-heated geyser, but failing to come out again, his parents got alarmed and broke open the door, when he was found dead in the empty bath, poisoned by the carbonic oxide produced by the gas when so used.\*

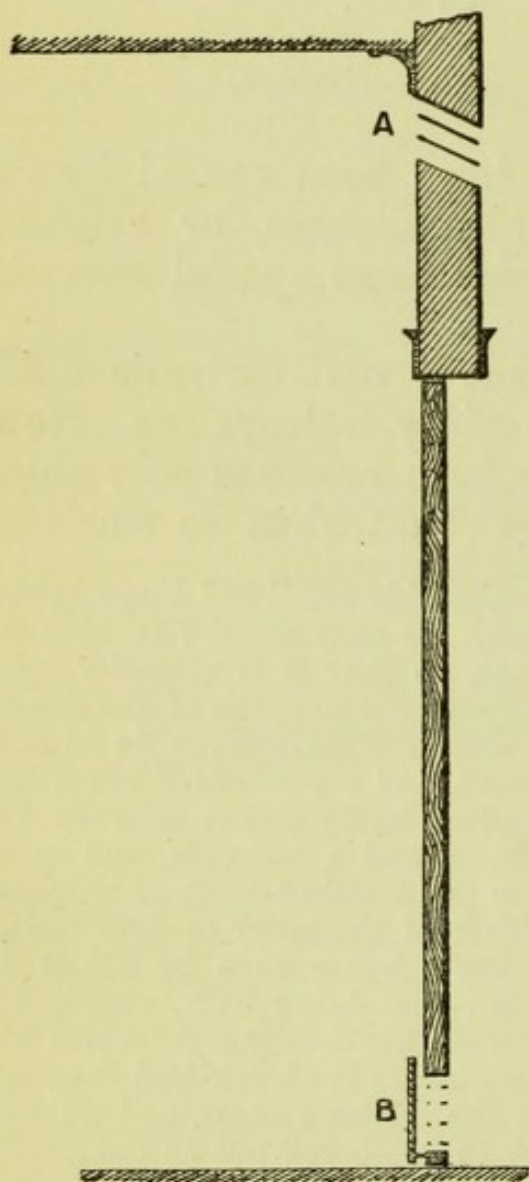


Fig. 165.

The room was not ventilated. Bath-rooms should be ventilated by the window, as per F, G, Fig. 23, for inlet, and for outlet either a 4-in. or larger ventilating pipe put in, as per Fig. 88, or its equivalent, as suitable in the circumstances; and where geysers are used, in addition to a ventilating pipe properly put in for the geyser or gas-heating water apparatus—which in some cases is troublesome—a ventilating opening might be made into the lobby near the ceiling, say 18 in. by 6 in., with a couple of

\* Gas burned in many heating appliances has a much more pernicious effect upon the atmosphere than when burned openly, as used for lighting.



louvre boards in it, as per A, Fig. 165, and another opening in the door at its bottom, about 14 in. by 5 in., or so, with an iron grating in its face, and inside the door a board about 18 in. long by 7 in. broad, or so, fixed on at B about  $1\frac{1}{2}$  in. out from the door, so as to allow air to get freely in at the top of the board, and also at the bottom or ends, and at same time prevent the bath-room being seen into through the grating. Had a wooden board been fixed up inside the top of the window, as at G, Fig. 23, and the fresh air allowed to come in at F, Fig. 23, while the heated, poisonous gases got exit up a tube, A, off the ceiling, as in Fig. 88, or into the lobby through opening, as at A, Fig. 165, then a number of persons, now dead, might still have been living.

The object of this short chapter will be served if it causes occupiers of houses, &c., to take extra precautions in the ventilating way in bath-rooms, or other places where gas is used for heating geysers or other hot-water appliances, or for other heating purposes.



## CHAPTER XIX.

### METHODS OF EXAMINING THE AIR OF BUILDINGS.

#### (1.) *Testing for CO<sub>2</sub>.*

THE important impurities present in an atmosphere vitiated by the products of respiration and exhalations from the skin, &c., are, broadly speaking, of two kinds, or if we include the low forms of life, or micro-organisms which generally flourish in such an atmosphere, of three kinds—one, a well-defined compound which can be readily estimated, namely, carbon dioxide or carbonic acid gas, the other an ill-defined organic substance or substances containing nitrogen, which probably are very unstable, readily undergo putrefaction, but for which there is as yet no very satisfactory method of measurement. The number of micro-organisms, on the other hand, can be determined with great exactness.

Although a knowledge of both qualitative and quantitative chemical analysis is essential in order to understand and carry out the processes thoroughly, the which may be obtained from works on the subject, yet we shall deal with the methods in some detail, as we venture to think that in these days of abundance of scientific education and technical instruction, many readers will be able to follow the text intelligently.

The methods about to be described are those by which Professor Carnelley carried out his classical experiments on air (Carnelley, Haldane and Anderson, *Phil. Trans. Roy. Soc.*, Vol. 178, 1887, B., p. 62) and subsequent papers, and are the methods now generally adopted, because they are easily carried out, and the results ob-



tained can always be strictly comparable with those of the above-mentioned investigators.

(1.) Carbonic Acid. There are two methods of determining  $\text{CO}_2$  in air, both depending on the fact that carbon dioxide combines with the alkaline hydrates to form carbonates, the two methods differing in detail and mode of carrying out. In the one case the increase in weight indicates directly the amount of  $\text{CO}_2$ , in the other the amount of alkali neutralised indicates the amount of  $\text{CO}_2$  which has combined to form a neutral carbonate. This last is known as Pettenkoffer's method, and is the one we shall describe.

Most persons will have observed that when a bottle of lime-water has been left standing for any length of time uncorked, a thin scum or crust has formed on the surface of the liquid. This scum is really carbonate of lime, which has been formed by the combination of the  $\text{CO}_2$  in the air with the lime dissolved in the water, and it is not difficult to see that if we know beforehand how much hydrate of lime we had to begin with, and find out how much is left, we can tell with absolute certainty how much has been used up, so to speak, by the  $\text{CO}_2$ , and from that the  $\text{CO}_2$  itself. This is precisely what is done, only baryta-water is used instead of lime-water.

So much for the principle of the process: let us now see what apparatus and chemicals we require for the complete operation. For collecting the sample a wide-mouthed glass-stoppered jar or bottle is best. It must be from four to six litres capacity (about a gallon), and this must be measured correctly to a cubic centimetre, so as to know exactly what volume of air is being dealt with. Of course this only requires to be done once, and the volume scratched on the bottle and stopper with a diamond. The bottle is then washed chemically clean and dried, and is then ready for a sample. Some sort of bellows is required with which to change the air in the bottle for the air to be examined. Ordinary bellows have been used, but it is preferable to suck out the air and allow the sample to flow in round the tube. A



capital bellows can be easily manufactured from an old concertina by substituting for the reeds wooden ends, with proper valves and spout. This latter should be at least 1 inch in diameter, and long enough to reach within an inch of the bottom of the bottle, and at the same time leave 3 or 4 inches out to get hold of with one hand comfortably, whilst the other works the

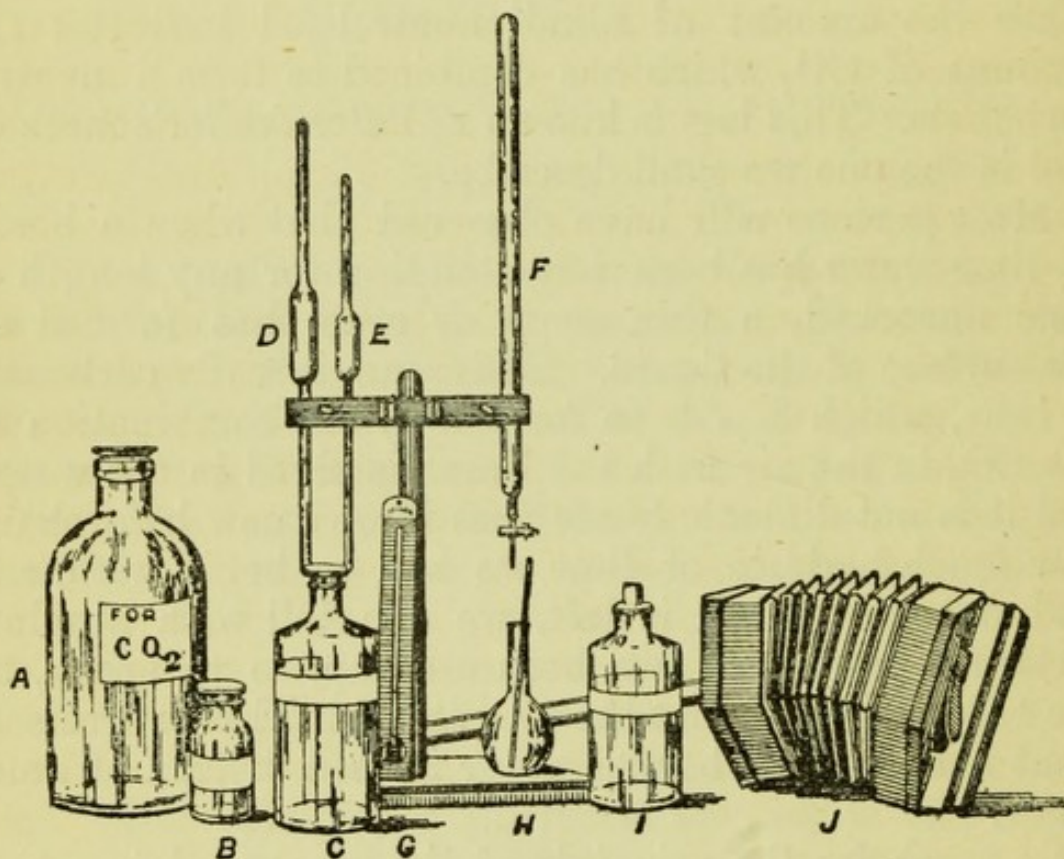


Fig. 166.

APPARATUS FOR CO<sub>2</sub>.

A, jar for sample. B, strips of turmeric paper. C, standard solution of oxalic acid. D, 50 cc. pipette to measure baryta into jar. E, 25 cc. pipette to withdraw solution for testing from jar. F, burette to measure oxalic used. G, thermometer. H, flask to titrate. I, baryta water. J, bellows.

bellows. Besides these, we require a burette, a 50 cc. and 25 cc. pipette, burette stand, four-ounce flask, stirrer, and turmeric paper. The first standard solution we require is oxalic acid. This is obtained by dissolving 2.8636 grams of pure crystallised oxalic acid in a litre of distilled water: each cubic centimetre is then equivalent to .001 gram CO<sub>2</sub>. The baryta solution is made as follows: 100 cc. of a saturated solution of



barium hydrate is diluted with five or six times its volume of distilled water, well shaken and then standardised by means of our previously prepared standard oxalic acid. To do this 25 cc. of the baryta-water is run into the four-ounce flask, and the burette is filled up to the mark with standard oxalic acid. The oxalic is run into the flask containing the baryta a few cubic centimetres at a time, and the flask well shaken, keeping the neck of the flask closed with the thumb. This operation is continued until a drop of the solution taken out with the stirrer no longer leaves a red mark on turmeric paper, or until the red mark just disappears. Several trials are necessary, as it is essential that the exact point be accurately obtained.

We next read off on the burette the amount of oxalic acid used, and this gives us the exact strength of the baryta solution. Let us, for the sake of example, suppose that we have finished the preceding operation, and we find that 25 cc. of baryta-water are exactly neutralised by the addition of 20 cc. of our standard oxalic acid. If, then, on shaking up a known volume of air, with 25 cc. of baryta-water, we find on pouring out the 25 cc. into the flask and treating it cautiously with our oxalic acid, that it no longer requires 20 cc. of oxalic, but 19 cc. to just hit the point on the turmeric paper, we know that the place of 1 cc. of oxalic acid has been taken up by carbonic acid, and as we made our oxalic solution of such a strength that 1 cc. of it was equivalent to .001 gram  $\text{CO}_2$ , it therefore follows that this is the weight of  $\text{CO}_2$  which was contained in the known volume of air taken. It only remains, therefore, to convert this weight of  $\text{CO}_2$  into volume, and then a sum in simple proportion will give us the result in volumes per 10,000, which is the customary expression for this gas. We shall now describe the method of taking a sample and work out an actual analysis. Suppose we make a determination of outside air. The bottle should be dry, and placed about three feet from the ground. The stopper is removed, the bellows inserted, and thirty to forty strokes given, which should ensure complete



change of the air in the bottle for the air to be examined.

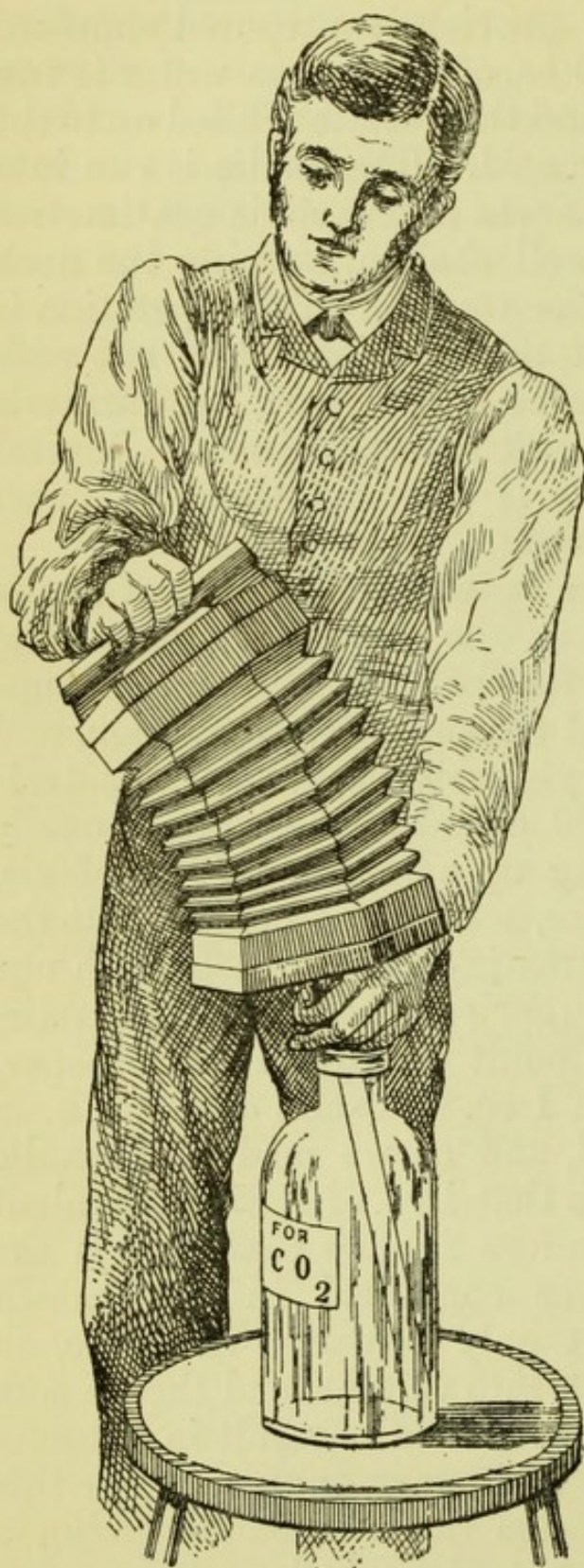


Fig. 167.

METHOD OF TAKING A SAMPLE.

On withdrawing the bellows 50 cc. of baryta-water is run in with a pipette, the stopper inserted, and the temperature noted. The bottle is then removed to the laboratory or room where the analysis is to be made and shaken up repeatedly in order to bring the baryta in contact with the whole of the air, so that complete absorption of the  $\text{CO}_2$  may take place. The bottle should then be allowed to stand for several minutes to allow the precipitated barium carbonate to subside. When this has taken place the stopper is removed, and 25 cc. or half of the solution is withdrawn by means of a pipette and run into a clean four-ounce flask. This is then treated or titrated with standard oxalic acid until the red stain on the turmeric paper just disappears, the volume of oxalic used is then read off and the analysis is completed. Suppose, then, our bottle to have had a

capacity of 5.050 litres, the temperature to have been



10° C., the amount of oxalic acid required 18 cc., and 25 cc. of our baryta-water equal to 20 of oxalic acid. As 50 cc. of the capacity will be taken up by the 50 cc. of the liquid introduced this must be deducted, making the available capacity 5.000 litres. Again, we found that 18 cc. of oxalic acid were required instead of 20. This shows that 2 cc. is equal to half the CO<sub>2</sub> in the sample, as we titrated one half only of the baryta; so that altogether we have 4 cc. neutralised, and these we have seen are equal to .004 grm. CO<sub>2</sub>. We have, therefore, 5 litres of air at a temperature of 10° C. containing .004 grm. CO<sub>2</sub>. Now, one litre of CO<sub>2</sub> weighs 1.9712 grm., therefore .004 grm. CO<sub>2</sub> is =  $\frac{.004}{1.9712} \cdot 002029$  litre at a temperature of 0° C., but at 10° C. the volume will be (correcting for temp.)  $\frac{.002029 \times (273 + 10)}{273}$   
 = .002103 litre of CO<sub>2</sub> in 5.000 litres of air at 10° C.; how many litres will there be in 10,000 of air? simply  $\frac{.002103 \times 10,000}{5} = 4.20$  parts or volumes per 10,000.\*

This description may seem a little difficult to follow at first sight, but it is in reality very easy. Of course in actual practice a series of constants are calculated for each bottle, for each degree centigrade from 0° to 20°, so that one has only to multiply the constant for the temperature in question by the number of cc. of oxalic acid equivalent to the CO<sub>2</sub> in the sample. Suburban and country air generally contains from three to four volumes per 10,000, so that the solutions might be roughly verified by the analysis of a sample taken from either.

## (2.) *Testing for Organic Matter.*

As has already been pointed out, this is an impurity which does not admit of very accurate measurement.

\* Here we have not taken into account the correction for atmospheric pressure. For example, the amount of CO<sub>2</sub> here determined would be 4.35 vols. if the barometer stood at 29 inches instead of 30. The difference is, however, so slight that in ordinary cases it may be neglected.



This may be due to either its not being of constant composition or its unstable nature, as one can easily imagine that a reagent which may be affected by it in the nascent condition may not be so affected after it has undergone decomposition. As it contains nitrogen, one method proposed, and indeed carried out to some extent, notably by Dr. Angus Smith in his classical experiments, is that known as the ammonia process for water analysis. Mr. Foggie, F.C.S., recently made quite a number of determinations by this method in the air of schools, but it is not a method which will ever come into general use, as it is a tedious process; the reagents require to be very specially prepared, and to be specially looked after when they are prepared. Besides, there is another source of error which can hardly be avoided, and this lies in the fact that as a considerable volume of air has to be operated upon, and there is of course a limit to the size of the jar used to collect the sample, it requires to be filled by means of the bellows several times. In order to be certain that the residual air is removed each time, a number of strokes in excess of what would fill the jar are necessary. Now it is just possible that the organic matter from the air in these few bellowsful may be absorbed by the water in the jar, and thus indicate a greater amount than the total calculated volume of the jar. The method, however, may be used as a comparative test by always taking the same number of jars-full of air and giving the same number of strokes of the bellows in re-filling. It may be of interest, having said so much, to give a *resumé* of the process. A quantity (250 c.c.) of specially-purified water, free from ammonia, is shaken up with a known volume of air. This water partly dissolves and partly takes up in suspension the various impurities present. This water is then subjected to the process for estimation of ammonia, as in an ordinary drinking water; that is, it is distilled from a retort, first with a little carbonate of soda, when the free ammonia comes over in the distillate, and is estimated colorimetrically by means of the brown tint which Nessler's reagent gives with



ammonia, a standard solution of ammonium chloride giving the comparative coloration. Next, to the remainder in the retort is added a strongly alkaline solution of permanganate of potash, which converts part of the nitrogen of substances like albumen into ammonia, which again comes over on distillation, this being termed the albuminoid ammonia. The results are stated either in parts per million or in milligrammes per cubic metre of air.

The method now generally adopted for organic matter is a modification of that employed by Angus Smith. (Dr. Carnelley and Mr. Mackie, "Proc. Roy. Soc.," vol. xli., p 238.)

The principle of this process depends on the fact that when organic matter is brought into contact with a solution of permanganate of potash it is readily oxidised, the pink colour of the permanganate at the same time undergoing a bleaching action, which may be said to be proportional to the amount of oxidation which has taken place. The mode of operation is as follows:—A known volume of air is shaken up in a convenient jar or bottle, such as has already been described for determination of carbonic acid, with 50 cubic centimetres of a standard solution of permanganate of potash. After agitating the jar for six or eight minutes, half of the solution is withdrawn by means of a pipette, and run into one of a pair of exactly similar glass cylinders, 6 or 8 inches high by about  $1\frac{1}{2}$  inch wide, with glass stirring-rods, standing on a white tile. Into the other cylinder are run 25 cubic centimetres of the standard solution; to both is added an equal bulk of pure distilled water, and the liquids stirred. The cylinder containing the sample will be more or less decolorised according to the amount of organic matter present in the sample. What now remains to be done is to add from a burette just sufficient of the standard solution of permanganate to bring the tint up to what it was originally, *i.e.* to the colour of the second cylinder. When this has been done the number of c.c. used is read off on the burette, and as each cubic centimetre is equivalent to  $\cdot 000008$



gram of oxygen, and we know the exact capacity of the jar, we can easily arrive by a suitable calculation as to how much oxygen is required to oxidise the organic matter in 1,000,000 volumes of air.

The standard solution of potassium permanganate is obtained by dissolving 3.156 grams of  $KMnO_4$  in a litre of water, taking 10 c.c. of this and diluting it to one litre, along with a little dilute sulphuric acid. In exact

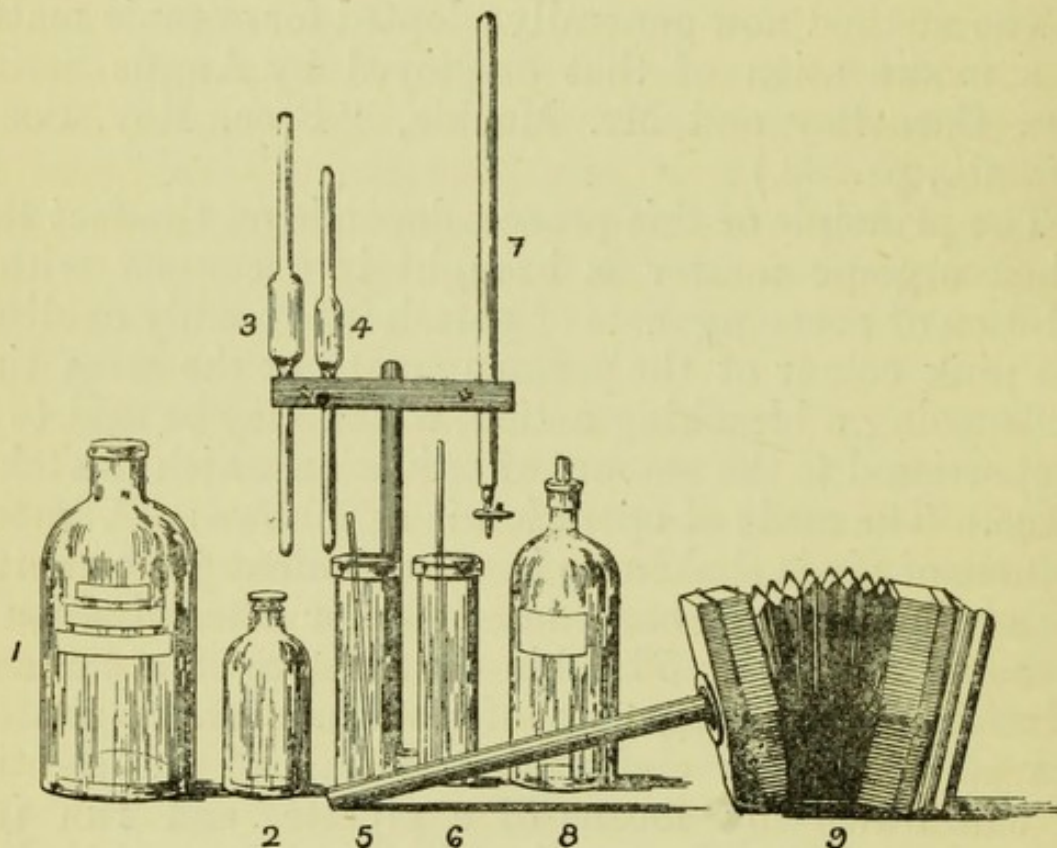


Fig. 168.

APPLIANCES FOR ORGANIC MATTER.

1, sample jar. 2, standard solution of potassium permanganate. 3, a 50 cc. pipette to measure liquid from 2. 4, a 25 cc. pipette to withdraw potassium permanganate from jar after shaking. 5 and 6, glass cylinders to do color estimation in. 7, burette to measure potassium permanganate in doing titration. 8, distilled water to add to both jars and for washing. 9, bellows.

experiment it is necessary to standardise this solution against a standard solution of a ferrous salt, but that process need not be detailed here.

In this, as in the ammonia method, the strictest attention to cleanliness is essential in order to obtain anything like accurate results. The jar must be rinsed out



with the solution, and neither the pipettes nor the stopper allowed to come in contact with the fingers where they are likely to touch the permanganate afterwards.

Unfortunately there are several substances which also have a bleaching action on the permanganate, as, for example, sulphur dioxide and sulphuretted hydrogen. These gases, however, are not generally met with under ordinary conditions, unless, perhaps, traces in rooms where coal gas is escaping or being consumed. Nevertheless they are impurities in every sense of the term. For all practical purposes, the permanganate method is considered to give reliable indications as to probable amount of deleterious organic matter, and is more easily carried out than the ammonia method.

### (3.) *Testing for Micro-organisms.*

In the classical researches already referred to (Drs. Carnelley, Haldane, and Anderson,) the method adopted for the determination of the number of micro-organisms in air, was that proposed by Dr. Hesse, of Darmstadt. It consists in slowly aspirating a known volume of air through a wide glass tube which is coated internally with a highly nutrient jelly. As the air passes through it deposits all solid particles on the side of the tube, and the living matter finding itself in good soil, multiplies rapidly, giving rise to clumps, or colonies as they are termed, visible to the eye, the number of these colonies indicating the number of microbes present in the amount of air taken. The method is very fully described in their communication, "Phil. Trans. Royal Society," vol. 278, 1887B, p. 62, to which those interested are referred. It may be useful, however, to give a general outline of the details of the process.

The Hesse tube, Fig. 169, is about 2 to  $2\frac{1}{2}$  ft. long, and  $1\frac{1}{2}$  to 2 in. in diameter. One end is fitted with an india-rubber stopper A, through which passes a piece of glass tubing, B, of about  $\frac{3}{16}$ th of an in. in diameter, the



other end being closed by means of a piece of india-rubber cloth. This is perforated with a  $\frac{1}{4}$  in. round hole, c, and is kept on the end of the tube by means of a rubber ring. Outside of this is placed another piece of




Fig. 169.

the same cloth, d, to close the aperture, this also being secured by rubber rings. The small tube, b, Fig. 169, is plugged with cotton wool.

The nutrient medium used is that known as Koch's, and consists of meat juice, gelatine, and peptone, in form of a clear and transparent jelly, care being taken to ensure its perfect sterility. A quantity of this is introduced into the tube, which is again sterilised by heating for some time in a steam bath. It is then allowed to cool, being turned round as it does so with the result that a thin film of jelly coats the inside of the tube. After it has thoroughly solidified it is ready for use. In examining a sample of air the tube is placed horizontally on a convenient support about three feet from the floor, an aspirator is connected by a piece of rubber tubing to the small glass tube, the outside cap is carefully removed and the aspirator started, the flow of water being carefully regulated so as not to draw the air through too rapidly. When the exact amount of air has been drawn through, the aspirator is stopped, the cap replaced, and the tube left at rest in a temperature of about 20° C. In the course of a few days colonies begin to appear, and must be counted daily until no further increase in number takes place. The number of colonies gives the number of micro-organisms in the volume of air aspirated, which will grow on that particular medium. There are several objections to the Hesse tube, and various modifications have been proposed, amongst which may be mentioned that of Dr. Percy Frankland, "Roy. Soc. Proc." vol. xli., p. 443,



and Dr. Carnelley and Mr. T. Wilson, vol. xlv., p. 45, for the description of which the reader is referred to the original papers.

The quantity of air aspirated above will vary according to its purity, a litre being about the average, and the results are stated as so many micro-organisms per litre, moulds being counted separately.

Fig. 170 shows the appliances used in testing for micro-organisms.

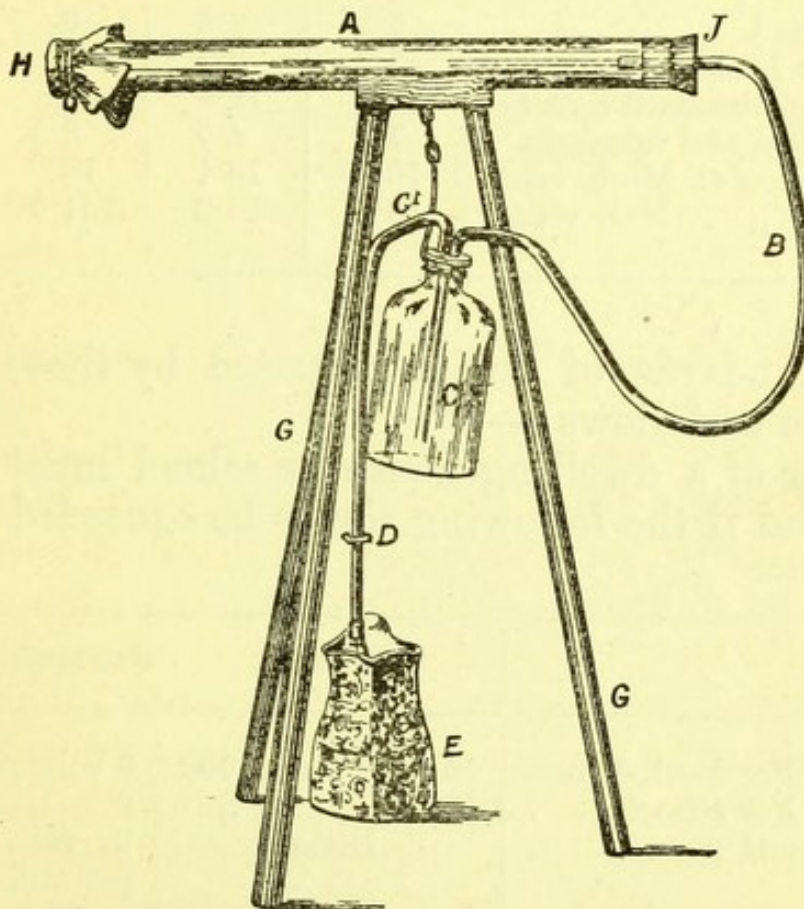


Fig. 170.

HESSE TUBE, TAKING SAMPLE.

A, Hesse tube. B, indiarubber tubing connected to exit tube and to aspirator, C. C, aspirator working by siphoning out a known volume of water which runs through tube C<sup>1</sup> into E, jug placed to receive it. D, a pinchcock to regulate the flow. E, jug. G, tripod. H, rubber caps, one of which is removed when taking sample, the inside one having a hole in it through which the air to be examined enters. J, india-rubber stopper with small glass tube in centre.

Having thus far described the mode of determining the various impurities, it may be well to indicate the average amounts of each normally present in the atmo-



sphere; the averages for the air of (1) dwelling-houses, and (2) schools; and lastly, the standards of purity suggested by consideration of these results.

CARNELLEY, HALDANE, AND ANDERSON. *Dec.—Mar., 1885-86.*

	CO <sub>2</sub> in 10,000.	Organic matter. Vols. Ox. per million of air.	Micro-organisms per litre.	
			Bacteria.	Moulds.
Country air*	3.1	2.8	0	.35
Town air: Dundee and Perth	3.9	8.9	6	2.0
One and two-roomed houses	10.0	12.4	50	1.5
Four-roomed and upwards .	7.7	4.5	8.5	0.4
Dundee schools: Mech. vent.	12.3	10.1	16	0.6
„ „ Nat. vent.	18.6	16.2	151.0	1.1

The standards of purity proposed by these investigators are as follows:—

The air of a dwelling-house or school must be considered bad if the following limits be exceeded:—

	Total.	Excess over outside air.
Carbo- ( For dwel.-houses	10 vols. per 10,000	6 vols. per 10,000
nic acid { For schools .	13 „ „	9 „ „
Organic matter . . .	Ditto. „	2 vols. oxygen per million of air.
Total micro-organisms .	Ditto.	20 per litre

The following table of averages from the writer's note-book may not be without interest, in so far as it shows how close results by different persons may agree. The two tables, however, are not strictly comparable, as the first was obtained from determinations made during the winter, whilst the second was almost entirely confined to the later spring and earlier summer months.

\* Suburbs of Perth and Dundee.







## TABLES FOR CONVERTING FRENCH MEASURES INTO ENGLISH.

### LINEAL MEASURE.

1 millimetre	=	·03937079 inch, or about $\frac{1}{25}$ of an inch.
1 centimetre	=	·3937079 inch.
1 decimetre	=	3·937079 inches.
1 metre	=	39·37079 inches.
1 kilometre	=	39370·79 inches, or 1093·6 yards nearly.

### SQUARE MEASURE.

1 square millimetre	=	·00155006 square inch.
1 square centimetre	=	·155006 square inch.
1 square decimetre	=	15·5006 square inches.
1 square metre	=	1550·06 square inches, or 10·7643 sq. feet.

### CUBIC MEASURE.

1 cubic centimetre	=	·0610271 cubic inch.
1 cubic decimetre	=	61·0271 cubic inches.
1 cubic metre	=	61027·1 cubic inches, or 35·3166 cubic feet.

The litre—for liquids—is similar to the cubic decimetre. It is equal to ·220215 of an imperial gallon.

### MEASURES OF WEIGHT.

1 milligramme	=	·015432349 grain.
1 centigramme	=	·15432349 grain.
1 decigramme	=	1·5432349 grain.
1 gramme	=	15·432349 grains.
1 kilogramme	=	15432·349 grains, or 2·20462125 lbs. avoird.



# INDEX.

---

- A** **BIOGENESIS**, 33  
Access bends for drains, 193  
Access pipes for drains, 191, 192, 194  
Acts of Parliament and the "smoke test," 193  
Adjustable gradient indicator for drains, &c., 197, 198  
Aerial siphon, 51, 53  
Ague, 21  
"Air and Rain," Dr. A. Smith's, 20  
Air as matter, 2  
  amount of air space per individual, 125  
  and the blood, 21  
  changing, in rooms, 125  
  character of the, 21, 22  
  electrical condition of, 12  
  exhaled, 7, 9, 22, 77  
  in buildings, 13  
  in hospitals, 22  
  in law courts, 22  
  in schools, 27  
  purity of, 12, 19  
  smell of, 12  
  speed of, in gale, 15  
  speed of heated air in flue, 77  
  temperature of, 21, 77  
  visibility of bad, 76  
  weight of, 3, 4, 5  
Air-chamber, Dr. Smith's, 25  
Aland's fan, 160  
Air-flushing of schools, 61  
Aitken, John, of Darroch, 13  
Albuminoid ammonia, 13, 209  
Allen, Grant, 34  
A matter of taste, 148  
Ammonia, 3, 19, 208  
Ancients, 3  
Anemometer, 17  
Anti-down draught valve boxes, 80, 83, 86, 90, 91, 106, 107, 108, 113, 115  
Architects and ventilation of buildings, 56, 126, 147  
Area of windows, 59  
Aristotle, 3, 4  
Army regulations, 144  
Arnott, Dr. Neil, 51  
Arnott's valve, 51  
Arseniuretted hydrogen, 20  
Artificial or mechanical ventilation, 153  
Art, true, 150  
Asbestos felt for pipes, 133  
As it is and as it should be, 146  
Aspect of house, 58  
Asphalting ground for damp, 74, 121  
Asphyxia, 19  
Assemblies, 23, 31  
Athenæum, New, Glasgow, 109, 145  
Atmosphere, composition of, 2, 3  
  restoration of, 17  
  vitiating, 17  
  weight of, 4  
Automatically *v.* mechanically ventilated schools, 70



- BACILLI**, 34  
 Bacon, Francis, Lord Verulam, 31, 50  
 Bacteria, 34  
 Bacteria and dust, 122  
     and air currents, 122  
 Bad air in schools, 27  
 Bad breath, 12  
 Ball-rooms and bad ventilation, 48  
 Balmoral Castle, 190  
 Barclay, H. and D., architects, 65, 164  
 Barometer, 4-5  
 Bastian, Dr., 32, 33  
 Bath-room ventilation, 199  
 Beaufort's scale, 16  
 Bedrooms, 13  
 Bertholet, Count, 5  
 Billiard-room ventilation, 107, 108, 109, 145  
 Billings, Dr. J. S., 77, 154  
 Biogenesis, 33  
 Biological science, 34  
 Bird, Dr. Hinckes, 54  
 Birkbeck, George, M.D., 15  
 Black Hole, Calcutta, 8  
 Black, Joseph, 18  
 Blackman fans, 158, 159  
 Blairgowrie school, 71  
 Blood, the, and the air, 20  
 Blower or fanner, 50  
 Blow-off pipes for drains, 183, 184, 186  
 Blyth, Professor, F.R.S.E., 140  
 Bottomley, Professor, F.R.S., 140  
 Boyle, the Hon. Robert, 50  
 Bracing weather and death, 21  
 Brazier, Professor, 168  
 Brande, Wm. Thos., F.R.S., 17  
 Breathing in bad air, 27, 31  
 Breezes, 16  
*British Architect, The*, 137  
 Buchan's access-pipes for drains, 184, 191, 192, 193, 194  
     anti-down-draught valve boxes, 80, 83, 84, 88, 90, 91, 106, 107, 108, 113, 115  
     smoke-test, 181, 193  
     traps, 182, 184, 186, 187, 188, 190  
     ventilators, 81, 83, 86, 89, 91, 93, 94, 97, 99, 101, 103, 107, 108, 110, 115, 137, 150  
*Builder, The*, 54, 137  
*Building News, The*, 61, 137, 144  
 Burnet, Son, and Campbell, architects, 109  
 Byres, ventilation of, 145
- CALCULATING** formula for ventilation, 141  
 Calm weather, 16  
 Cambuslang School, 72, 73, 95, 98  
 Campbell, Jas. A., M.P., 185  
 Candles, experiments with, 11, 23  
 Carbon, 13  
 Carbonic acid, 2, 3, 5, 7, 9, 10, 11, 13, 19, 20, 202  
 Carbonic acid gas in exhaled air, 41, 42, 168  
 Carbonic oxide gas, 20, 199  
 Carburetted hydrogen, 19  
 Carmichael, Dr. Neil, 47  
 Carnelley and Foggie, 215  
 Carnelley, Haldane, and Anderson, 202, 214  
 Carnelley, Professor, F.C.S., 27, 28, 41, 69, 154, 161, 165, 166, 167, 168, 202  
     on air of schools, 69, 70, 168  
 Caution to contractors, 118  
 Ceilings, height of, 125, 126  
 Chalmers, P. McGregor, *Preface*  
 Chemical change *versus* organic action, 31  
 Chemical class-rooms, ventilation of, 170  
 Chemistry, 32  
 Children and air, 21  
     gully gratings, 195  
     school ventilation, 35, 36, 40, 47, 61, 65, 78, 80, 121, 143, 165, 167, 169  
 Chimney, current in, 16  
 Chimney ventilation, 51  
 Chivalry, 14  
 Chloride of calcium, 60  
 Chlorine, 20  
 Chour, Dr., 120  
 Christie, Dr. James, 47  
 Churches, 14, 43, 44, 87, 89, 90, 141, 146



- Clan Line steamers, 130  
 Clartier the cosier, 21  
 Cleanliness and godliness, 21  
 Climate, 21  
 Coke-burning, 20  
 Cold, 21, 29  
 Coles, W. R. E., 192  
 College, Dundee Technical, 175  
 Colonies of micro-organisms, 211  
 Combustion experiments, 11, 23, 26  
 Conservation of energy, 34  
 Corfield, Professor, M.D., 125  
 Cormack, Mr., heating engineer, 65, 116, 117  
 Cowls, Banner's, 137, 138  
     Old-wife, 149, 151, 152  
     Scott-Dunn's, 137, 138  
     veering *versus* fixed ventilators, 137, 138, 149, 150, 152  
 Craig, J. and M., 190, 194  
 Cranston Hill, U. P. Church, Glasgow, 87, 88  
 Critiques and addresses, 33  
 Cruelty to animals, 179  
 Cubic space per head in schools, 144  
 Cyanogen, 20
- D**ADO fresh air inlets, 54, 62, 63, 64  
     at Dundee and Aberdeen, 65  
     at London and Greenock in 1883, 62, 63, 64, 65  
 Dampness, 34  
 Danger, degree of, 26  
 Danks, T. W., and Co., London, 144  
 Deaths from bad air, 49, 200  
 Death from the ventilator, 40  
     in the bath-room, 200  
     in the gasometer, 49  
     in the pot, 40  
 De Rerum Natura, 31  
 Desaguliers, Dr., 50  
 Deschanel's "Natural Philosophy," 5  
 Dickens, Charles, 48  
 Diffusion of gases, 5, 6
- Dirt, saints, and scents, 21  
 Disease germs and water traps, 122  
 Diseases of low type, 121  
 Dome-topped ventilator, 99, 100, 101, 108, 150  
 Dotheboys School, 47  
 Down-draughts in ventilators, 36, 38, 39, 40, 47, 80, 137  
 Drains, access pipes for, 184, 191, 192, 194  
     laying and levelling, 197, 198  
     traps for, 182, 184, 187, 189, 190  
 Drains, ventilation of, 181, 183, 184, 186  
 Draught, 1, 20, 29, 47, 61  
 Drummond, Professor Henry, F.R.S.E., 34  
 "Dulce Domum," Mr. Hellyer's, 137  
 Duncan, Professor E., M.D., 1  
 Dundee Board School, 144  
     High School, 119  
     Technical College, 175  
 Dust particles, 13  
 Dwelling-houses, their sanitary construction and arrangement, 125  
     ventilation of, 51, 52, 54, 56
- E**DINBURGH Plumbers' Congress, 192  
 Education Department, 144  
 Egg or hen first? 32  
 Elbow - room *v.* head - room in workmen's houses, 125  
 Electro-negative state, 3  
 "Encyclopædia Britannica," 61, 113, 131  
 Energy, conservation of, 34  
     transmutation of, 34  
 Everett, 5  
 Every man his own landlord, 181  
 Evolution of protoplasm from matter, 33  
 Ewing, Professor J. A., F.R.S., 61  
 Expansion of heated air, 77  
 Experiments with candles, 23



- Experiments, Dr. Smith's, 24  
 with gas and suspended  
 pipes, 139, 140  
 with ventilators, 135, 136,  
 138  
 Extraction system, 154
- FALCONER**, Mr. Lake, archi-  
 tect, 71  
 Fanner or blower, 50, 158, 159,  
 160, 161  
 Faraday, Michael, F.R.S., 17  
 Farquharson, Mr. John, archi-  
 tect, 74, 85  
 Fatalism, 43  
 Faulty inlets, 43  
 Feet, stamping of, in school, bad,  
 119  
 Fermentation, caused by organ-  
 isms, 31, 34  
 Fireplaces as outlet ventilators,  
 41, 52, 56, 153  
 Fixed *versus* movable cowls, 111,  
 137, 149, 150  
 Flower, Mr. T. J. Moss, Bristol,  
 197  
 Flushing schools, &c., with fresh  
 air, 61  
 Flushing tank, Roger Field's, 187  
 Foggie, John, F.C.S., *Preface*, 22,  
 208, 215  
 Frankland on organisms in the  
 air, 122, 212  
 Franklin, Dr. Benjamin, 50, 51  
 Freemasonry, history of, 50  
 Freezing, anti, solution, 60  
 Fresh-air ventilation below floors,  
 60  
 from below floors, 66, 67  
 Fresh air *versus* heat, 29  
 Fungi, 34
- GALASHIELS** School, 74  
 Gale, 16  
 Galileo, 4, 5  
 Gallery, National, of Art, 152  
 Gartshore House, 100
- Gas combustion, 12  
 engines, Crossley's, 158, 159,  
 167  
 explosive, mixture of, 12  
 jets, 12  
 jets in pipes for heat to cause  
 ventilation, 86, 89, 93, 103,  
 133, 139, 150  
 Gases, irrespirable, 20  
 Gases *versus* germs, 31  
 Germs, disease, 13, 21, 31, 34  
 origin of, 31, 32, 33, 34  
 or bacteria, 34  
 Geysers, danger of, in bath-  
 rooms, 200  
 "G. H. G.," 144  
 Gillespie, Mr. James, architect,  
 103  
 Girls in schools, 169  
 Glasgow Schools, 59, 61, 75, 160,  
 165, 167, 171  
 Plumbers' Congress, 192  
 Glottis, closure of the, 20  
 Gothic ventilator, 101, 102  
 Govan Parish School Board, 160  
 Graham, Thomas, F.R.S., 5  
 Grassi on ventilation, 154  
 Grease-traps for drains, 190  
 Greek art, 152  
 philosophers, 32  
 Greenock Town Hall, 64, 65  
 Grotto del Cane, 7  
 Gulley gratings and sewer venti-  
 lation, 195
- HALDANE** and Anderson, 168  
 Hamilton, Lady Claud, 34  
 Hay, Professor Matthew, 47, 72,  
 98, 169  
*Health*, 120, 121  
 Health Exhibition, London, 192  
 Heating by hot water, 166  
 Heat and putrefaction, 29  
 Heat of candles and lamps, 29  
 Heat of man, 29  
 Heat of water for washing in,  
 21  
 Heat, ventilation by, 139, 140, 170  
 Height of school ceilings, 72  
 Hellyer's experiments, 149



- Hellyer, Mr. S. S., of London, 111, 131, 135
- Henderson, Wm., and Son, architects, 101
- Hen or egg first? 32
- Herald, The Glasgow*, 6, 13
- Hesse, Dr., of Darmstadt, 211
- Hesse on organisms in the air, 122, 211
- High level inlets, 67
- Hillhead Public School, 160, 162, 165, 167
- History of Freemasonry, 50
- Homœopathic ventilation, 48
- Honeyman, Mr. John, architect, 116, 117, 125
- Hospitals, air in, 22, 145
- Hot-water coils, 74, 75
- House of Commons, 50
- Houses of Parliament, 51
- Houses, workmen's, 125
- House ventilation, 55, 56, 125
- "How not to do it," 35, 174
- Hurricane, 16
- Huxley, Professor, F.R.S., 33
- Hydrochloric acid gas, 20
- Hydrogen, 5, 6
- "Hygiene," Parkes', 40, 144, 153
- Hygienic Institute, Breslau, 121
- ventilation, 22, 69, 80, 81, 143
- I**MPROVED outlets, 77
- Indicator brass plate, 118
- Indicator, gradient for drains, &c., 197, 198
- Infectious germs, 21
- Influenza, 40
- Inhabited apartments, air space in, 125
- ventilation of, 56, 126
- Inlets, aim of good, 69
- at window bossings, 59, 67, 73, 74
- dado, 54, 62, 63, 66, 69
- faulty, 43
- folding-in, 62
- fresh air, 53, 58, 60
- high level, 67
- hygienic, 69
- panel, 54, 58
- Tobin's tube, 54, 61, 68, 69
- J**AMIESON, Prof., M.Inst.C.E., 140
- Jones, Walter, "Heating by Hot Water," 166
- Judges on the Bench and the Smoke Test, 193
- K**EY, Mr. William, 159
- Kitchens, ventilation of, 127
- Koch's nutrient medium, 212
- L**AING, Samuel, M.P., 34
- Laughton, Mr., 17
- Laundries, ventilation of, 127
- Lavoisier, 19
- Leeward *versus* windward, 55
- Leprosy, 120, 121
- Leuwenhæck, 32
- Lewis, G. H., 8
- Lewis, H. K., London, 125
- Liberal Club, Glasgow, 63
- Life, mystery of, 33
- origin of, 31—34
- promise and potency of, 33
- Lime water, 9
- Liverpool, St. George's Hall, 51
- Local Government Board, 144
- Londonderry* steamer catastrophe, 7
- London School Board, 144
- Louvre ventilators, 36
- with valves, 160
- Lucretius, 31
- Lyon, D. Murray, 50
- M**ACHINE-APPLIED smoke test for drains, 193
- "Manual of Practical Hygiene," 40
- "Manual of Public Health and Sanitary Science," 80
- Matter, 2, 33, 140
- and life, 33
- A, of taste, 148
- McKendrick, Prof., M.D., F.R.S., 3, 8, 18, 19, 34



- Mechanical ventilation, 153  
*versus* automatic ventilation,  
 167
- Mediaeval naturalists, 32
- Melvin, John, & Son, architects,  
 100
- Mental decrepitude, 119
- Mercury, 4, 5
- Merulius lacrymans, 34
- Meteorological Office, 16
- Methods of examining the air of  
 buildings, 202
- Mica valves, 51, 133, 134
- Microbes, 34
- Micro-organisms in schools, 119,  
 124, 211
- Microscope, 34
- Midden gas, 22
- Miller, A. Lindsay, architect, 72,  
 95
- Mind, eyes of the, 76
- Mistakes in ventilation, 35, 139,  
 173
- “Modern Science and Modern  
 Thought,” 34
- Moisture in the air, 29
- Monro, James M., architect, 97
- Morningfield Hospital, 101
- Motion of the air by pressure, 61
- Moulds, 213
- Mystery of life, 33
- N**ASMYTH, Dr. T. G., 80  
 “Natural Law in the Spirit-  
 ual World,” 34
- Natural philosophy, 5
- Nature and beauty with effici-  
 ency, 149  
 vast powers of, 154
- Nebular theory, 33
- Needham, 33
- Nervous disease among children,  
 47
- Nessler’s reagent, 208
- Newbattle parish church, 87  
*New Review*, 34
- Nitric acid, 3, 20
- Nitrogen, 2, 3, 5, 19, 202, 208
- Nitrous acid gas, 20
- Nose, the, as a filter, 134
- O**CTAGONAL and square-based  
 ventilators, 94, 96
- Odds and ends, 125
- Old-wife cowls, use of, a mistake,  
 111, 137
- Omne vivum ex vivo*, 32
- Open-roof valve-boxes, 90, 91,  
 113
- Organic action, 31  
*débris*, 13  
 matter, 3, 12, 13  
 putrid, 21
- Organisms and germs, 31  
 “Origin of Animals,” 34  
 of germs, 31, 32, 33, 34  
 of life, 32, 33, 34
- Ornamental ventilators, 86, 90,  
 91, 97, 98, 99, 100, 101,  
 102, 103, 110
- Otto gas-engine, 161
- Outlets, bad, 36, 37, 39, 40  
 improved, 77, 81, 83, 85, 89,  
 91, 94, 97, 103, 107, 113
- Oxide of carbon, 20
- Oxygen, 2, 3, 8, 11, 17, 19  
 discovery of, 19
- Ozone, 3
- P**AINTING iron pipes inside,  
 198
- Parke, Dr. E. A., 40, 154
- Parke’s “Hygiene,” 40, 144, 153
- Parliament, Acts of, and smoke  
 test, 193  
 members of, as public bene-  
 factors, 179
- Parliamentary Reports, 15
- Partick School, 164
- Pasteur, Louis, 31, 34  
 “Péclet on Ventilation,” 154
- Permanganate test, 209
- Perkins’s stove, 17
- Petri on “Organisms in the  
 Air,” 122
- Pettenkoffer’s experiments, 77  
 method, 203
- Philosophical Society of Glasgow,  
 140
- Phosphuretted hydrogen gas, 20
- Physiology of common life, 8



- Physiology, text-book on, 34  
 Pigs and railway carriages, 179  
 Plain ventilators, 81, 83, 85, 92,  
 93, 94, 96, 105, 107, 108,  
 111  
 Platonic school, 5  
 Plenum system, 153, 157  
*Plumber and Decorator, The*, 137  
*Plumber, The*, and sanitary houses,  
 111  
 Plumbers' catechism, 192  
   registration movement, 192  
   Worshipful Company of,  
   London, 192  
 Plumbing and house drainage,  
 183  
 Poisoning, physical, 119  
 Precaution, a rational, 182  
 Pressure causes motion of the air,  
 61  
 Priestley, Dr. Joseph, F.R.S., 18  
 Prisons, cubic space per head, 144  
 Problem in ventilation by heat,  
 140  
 Propulsion system, 153  
 Protoplasm, 32  
   evolution of, 33  
 Ptolemaic system, 5  
 Pulpit canopy, 44  
 Putrid organic matter, 21  
 Putrefaction and heat, 29  
   by organisms, 31
- QUEEN ANNE** style of venti-  
 lator, 100
- RAILWAY** carriage ventilation,  
 30, 41, 176, 178  
   smoking compartments, 179  
 Rats at school, 121  
 Redi, Francesco, 32  
 Registration of plumbers, 192  
 Reid, David Boswell, M.D., 18,  
 50, 51, 65  
 Reports, Parliamentary, 15  
 Respiration, 7, 8, 9, 17, 19  
   and transpiration, 9, 202  
 Respiratory exchanges, 20  
 Revolving Archimedian venti-  
 lator, 137, 138  
 Rheumatism, 40
- Richardson, Dr. B. W., 21  
 Robertson, J. Murray, F.R.I.B.A.,  
 175  
 Robins, E. C., F.S.A., 62, 65, 158  
 Robinson's anemometer, 17  
 Romanes, Prof., F.R.S., 33  
 Rooms occupied, 7  
   ventilation of, 53, 56  
 Roscoe, Prof., F.R.S., 144  
 Rowan, W. G., architect, 100  
 Royal Society, Edinburgh, 5, 13  
   London, *Phil. Trans.*, 202,  
   209, 211, 212  
 Russell, Dr. J. B., 21
- ST. George's Hall**, Greenock, 99  
   St. George's Hall, Liverpool,  
   51  
 St. Leonard's Hall, St. Andrews,  
 103  
 Saints and scents, 21  
 Salmon, Mr. W. F., architect, 171  
 Sanitary Association of Scotland,  
 47  
   Institute, *The*, 16  
   Transactions of, 17, 195  
   *Journal, The*, Glasgow, 47  
   *Record, The*, London, 193  
 Scamper, *The* intentional, 193  
 Scott, Alex. M., Glasgow, 192  
 Schools, 14, 27  
   Aberdeen, 168  
   and teachers, 44, 76, 169  
   Allan Glen's, Glasgow, 170  
   —173  
   automatically ventilated, 70,  
   75, 143, 146  
   badly ventilated, 35, 36, 41,  
   46, 47, 173, 174  
   cost of heating and ventilat-  
   ing, 166, 167  
   country *versus* town, 71, 75,  
   95, 143, 144, 166  
   diseases of respiratory organs  
   in, 169  
   Dotheboys, 47  
   Dundee, 168  
   Galashiels, 74  
   German, 27  
   Glasgow, 59, 61, 75, 160,  
   165, 167, 171



- Schools, mechanically ventilated,  
 28, 70, 160, 162  
 Parisian, 27  
 Scottish, 27, 160, 165, 167,  
 168, 171  
 Sunday, 44  
 sweeping of, 119  
 technical, 171, 175  
 thermometers in, 175  
 three-flatted, 164, 165  
 ventilation of, 41, 44, 70, 75,  
 81, 83, 143, 144
- Seats, styles of, for ventilators,  
 104
- Servants, ventilation for, 127
- Sewers, ventilation of, 181, 195,  
 196
- Shakespeare, 152
- Sheringham ventilator, 69
- Ships, ventilation of, 128, 129
- Side fresh-air inlets to drains, 187
- Silk-valves, 51, 81, 83, 91, 107,  
 108, 113
- Siphon, aërial, 51
- Site, 21, 58
- Size of ventilators to size of pipes,  
 82
- Smell of bad air, 12, 27  
 as a test, 27
- Smith, Dr. Angus, 10, 11, 20, 21,  
 22, 24, 26, 27, 31
- Smith's solution, 198
- Smoke Test, The, 181, 193
- Smoking concerts, 23
- Society of Arts Hall, London, 62
- Soil-pipes and valve-ventilators,  
 133, 134, 186
- Spallanzani, Lazaro, 32
- Spanish proverb, 1
- Special physiology, 18
- Spirilla, 34
- Spontaneous generation, 32, 33,  
 34
- Stables, ventilation of, 145
- Steel & Barbour, architects, 87
- Stern, Dr., Breslau, experiments  
 by, 121, 122
- Stewartville School, Partick, 164
- Storm, 16  
 signals, 16
- Stracathro, 185
- Sulphur, 12
- Sulphuretted hydrogen, 20
- Sulphuric acid, 12
- Sulphurous acid, 12, 20
- Swampy district, 21
- Sylvester gill stove, 67
- TASTE** in ventilation, 148, 150,  
 151
- Teachers and schools, 76
- Technical school and college  
 building, 65
- Testing for CO<sub>2</sub>, 202  
 micro-organisms, 211  
 organic matter, 207  
 town and country air, 214
- The three ghoulds, 181
- Thermometers in schools, 175
- Thomson, James, F.R.I.B.A.,  
 Glasgow, 100
- Three-flatted schools, 164, 165
- Tobin's tube, 54, 61, 68, 69, 105
- Torquay sewers, 195
- Torricelli, 4
- Transpiration, 9, 202
- Traps for drains, 182, 184, 186,  
 187, 189, 190
- Tredgold, Mr. Thomas, 18, 35
- Tripe, Dr. John W., 15, 16
- Tubercular disease in schools, 47,  
 169
- Tyndall, Prof., F.R.S., 32, 33,  
 34, 119
- Typhoid fever, 120  
 and sewer gas, 120
- UNDER-RIDGE** ventilators,  
 114—117
- Under-ridge *versus* over-ridge  
 ventilation, 118
- Unhealthy schools, 120, 143, 144,  
 169, 173, 174
- VALVE-BOXES**, Buchan's  
 self-acting, 80, 83, 84, 88,  
 90, 106, 107, 108, 113,  
 115  
 for open roofs, 90, 91, 113  
 modes of fitting-up, 81, 83,  
 84, 85—91, 106, 107, 108,  
 113, 115



- Valves, hand and cord worked,  
36, 39, 81, 83, 86, 90, 91,  
92, 93, 108, 111, 113, 118  
hit and miss, 60  
metal, open when cord loose,  
81, 83, 86, 91, 92, 108, 113,  
118  
mica, 51  
silk, 51, 80, 108, 113
- Vapour, 13, 19
- Ventilating outlets through walls,  
128
- Ventilation and micro-organisms,  
121—124  
and warming, 59, 63, 64, 65,  
157  
artificial, 153  
art of, 1  
as it is and as it should be,  
146  
assisted by gas jets, 86, 133,  
139, 150  
at window bossings, 59, 67,  
73, 74  
automatic *v.* mechanical, 70,  
153  
bad systems of, 35, 36, 39,  
40, 174  
by forced air jet, 131  
by furnaces, 18, 51  
calculating formula for, 141,  
147  
chimney, 51, 171, 173  
experiments, 11, 15, 135,  
139, 140  
for animals, 145  
good, 22, 75, 146  
homœopathic, 78  
how not to do it, 35, 174  
hygienic, 22, 69, 80, 81, 143,  
157  
improved systems of, 50  
in "Encyclopædia Britan-  
nica," 61  
mechanical, 153, 157  
microscopic, 146  
mistakes in, 35, 139, 173, 174  
of bath-rooms, 199  
of bedrooms, 12, 13, 53  
of churches, 44, 81, 83, 84,  
87, 90, 91, 102  
of drains, 181, 183, 184, 186  
of houses, 55, 56, 80
- Ventilation of police and law  
courts, 144  
of rooms, 55, 56, 80, 145  
of schools, 28, 41, 44, 70, 75,  
81, 83, 143, 144, 146, 145  
of sewers, 110, 181, 186, 195,  
196  
of soil-pipes, 134, 182, 186  
opinions on, 15  
pioneers in, 50  
principles of, 1, 20  
railway carriage, 30, 176  
window, 45, 47, 53, 58, 59, 62  
winter, 123, 155, 156
- Ventilators, Archimedian screw,  
137, 138  
big-headed, 82, 83  
Boyle's, 130, 137, 138  
Buchan's, 81—115, 128, 131,  
133, 137, 138, 150, 178  
dome-topped, 99, 101, 108  
down draughts in, 36, 39, 40,  
47, 80  
Finlay's, 130  
for drains, sewers, soil-pipes,  
&c., 110, 184, 186, 196  
for schools, churches, halls,  
&c., 81—113, 165, 167  
free classic style, 100  
Gothic, 101, 102  
Hamilton's, 138  
Hellyer's, 138  
Howarth's, 137, 138  
induced-current fixed, 81-111  
Italian style, 100  
Lloyd's, 138  
louvre boarded, 35, 36  
McKinnell's, 39, 40  
movable *versus* fixed, 137,  
149, 150  
ornamental, 86, 90, 91, 97—  
101  
plain, 81, 83, 85, 92, 93, 94,  
96, 105, 107, 108, 111  
Scott-Dunn's, 138  
seats for, 81, 83, 91, 93, 104  
size of, to size of pipes, 82  
umbrella, 39  
vacuum, 138  
valve, 133, 134  
and soil pipes, 134  
Verity's water jet, 132  
Weaver's, 138



- Ventilators, Wilson's, 131  
 Victoria Infirmary, Glasgow, 157  
 Vital phenomena, 34  
     statistics of school children,  
     47, 169
- W**ALLACE, Dr. Wm., F.C.S.,  
 10
- Warehouses, ventilation of, 127  
 Warming and ventilation, 59, 63,  
 64, 65  
 Water, 2, 13, 15  
     flush of drains, 182  
     pumps, 4  
 Weale's Series, 137, 183, 187  
 Weather, comparison of, 16  
 Wells, air in, 23
- Wilson, Dr. Andrew, 120  
 Wilson, Mr. T., 212  
 Wimbledon sewers, 195  
 Wind pressure, 16, 61  
     velocities, 16  
 Winds, 16, 17  
 Window bossings, ventilation at,  
     59, 67, 73, 74  
     ventilation, 53, 56, 58  
 Windows, area of, 59  
     double, 59  
 Windward and leeward, 61  
 Winter ventilation, 123  
 Worcester, 16  
 Workmen's houses, 125
- Y**EAST plant, 34

THE END.





A  
CATALOGUE OF BOOKS

INCLUDING MANY NEW AND STANDARD WORKS IN  
*ENGINEERING, MECHANICS, ARCHITECTURE,*  
*NATURAL AND APPLIED SCIENCE,*  
*INDUSTRIAL ARTS, TRADE AND COMMERCE, AGRICULTURE,*  
*GARDENING, LAND MANAGEMENT, LAW, &c.*

PUBLISHED BY

CROSBY LOCKWOOD & SON.

---

---

MECHANICS, MECHANICAL ENGINEERING, etc.

*New Manual for Practical Engineers.*

*THE PRACTICAL ENGINEER'S HAND-BOOK.* Comprising a Treatise on Modern Engines and Boilers: Marine, Locomotive and Stationary. And containing a large collection of Rules and Practical Data relating to recent Practice in Designing and Constructing all kinds of Engines, Boilers, and other Engineering work. The whole constituting a comprehensive Key to the Board of Trade and other Examinations for Certificates of Competency in Modern Mechanical Engineering. By WALTER S. HUTTON, Civil and Mechanical Engineer, Author of "The Works' Manager's Handbook for Engineers," &c. With upwards of 370 Illustrations. Third Edition, Revised, with Additions. Medium 8vo, nearly 500 pp., price 18s. Strongly bound. *[Just published.]*

*☞ This work is designed as a companion to the Author's "WORKS' MANAGER'S HAND-BOOK." It possesses many new and original features, and contains, like its predecessor, a quantity of matter not originally intended for publication, but collected by the author for his own use in the construction of a great variety of modern engineering work.*

*The information is given in a condensed and concise form, and is illustrated by upwards of 370 Woodcuts; and comprises a quantity of tabulated matter of great value to all engaged in designing, constructing, or estimating for ENGINES, BOILERS and OTHER ENGINEERING WORK.*

\* \* \* OPINIONS OF THE PRESS.

"We have kept it at hand for several weeks, referring to it as occasion arose, and we have not on a single occasion consulted its pages without finding the information of which we were in quest."  
—*Athenaeum.*

"A thoroughly good practical handbook, which no engineer can go through without learning something that will be of service to him."—*Marine Engineer.*

"An excellent book of reference for engineers, and a valuable text-book for students of engineering."—*Scotsman.*

"This valuable manual embodies the results and experience of the leading authorities on mechanical engineering."—*Building News.*

"The author has collected together a surprising quantity of rules and practical data, and has shown much judgment in the selections he has made. . . . There is no doubt that this book is one of the most useful of its kind published, and will be a very popular compendium."—*Engineer.*

"A mass of information, set down in simple language, and in such a form that it can be easily referred to at any time. The matter is uniformly good and well chosen, and is greatly elucidated by the illustrations. The book will find its way on to most engineers' shelves, where it will rank as one of the most useful books of reference."—*Practical Engineer.*

"Full of useful information, and should be found on the office shelf of all practical engineers."  
—*English Mechanic.*



### **Handbook for Works' Managers.**

**THE WORKS' MANAGER'S HANDBOOK OF MODERN RULES, TABLES, AND DATA.** For Engineers, Millwrights, and Boiler Makers; Tool Makers, Machinists, and Metal Workers; Iron and Brass Founders, &c. By W. S. HUTTON, Civil and Mechanical Engineer, Author of "The Practical Engineer's Handbook." Third Edition, carefully Revised, with Additions. In One handsome Vol., medium 8vo price 15s. strongly bound.

*The Author having compiled Rules and Data for his own use in a great variety of modern engineering work, and having found his notes extremely useful, decided to publish them—revised to date—believing that a practical work, suited to the DAILY REQUIREMENTS OF MODERN ENGINEERS, would be favourably received.*

*In the Third Edition, the following among other additions have been made, viz.: Rules for the Proportions of Riveted Joints in Soft Steel Plates, the Results of Experiments by PROFESSOR KENNEDY for the Institution of Mechanical Engineers—Rules for the Proportions of Turbines—Rules for the Strength of Hollow Shafts of Whitworth's Compressed Steel, &c.*

#### **\* \* OPINIONS OF THE PRESS.**

"The author treats every subject from the point of view of one who has collected workshop notes for application in workshop practice, rather than from the theoretical or literary aspect. The volume contains a great deal of that kind of information which is gained only by practical experience, and is seldom written in books."—*Engineer.*

"The volume is an exceedingly useful one, brimful with engineers' notes, memoranda, and rules, and well worthy of being on every mechanical engineer's bookshelf."—*Mechanical World.*

"A formidable mass of facts and figures, readily accessible through an elaborate index . . . Such a volume will be found absolutely necessary as a book of reference in all sorts of 'works' connected with the metal trades."—*Ryland's Iron Trades Circular.*

"Brimful of useful information, stated in a concise form, Mr. Hutton's books have met a pressing want among engineers. The book must prove extremely useful to every practical man possessing a copy."—*Practical Engineer.*

### **"The Modernised Templeton."**

**THE PRACTICAL MECHANIC'S WORKSHOP COMPANION.** Comprising a great variety of the most useful Rules and Formulæ in Mechanical Science, with numerous Tables of Practical Data and Calculated Results for Facilitating Mechanical Operations. By WILLIAM TEMPLETON, Author of "The Engineer's Practical Assistant," &c. &c. Fifteenth Edition, Revised, Modernised, and considerably Enlarged by WALTER S. HUTTON, C.E., Author of "The Works' Manager's Handbook," "The Practical Engineer's Handbook," &c. Fcap. 8vo, nearly 500 pp., with Eight Plates and upwards of 250 Illustrative Diagrams, 6s., strongly bound for workshop or pocket wear and tear.

*TEMPLETON'S "MECHANIC'S WORKSHOP COMPANION" has been for more than a quarter of a century deservedly popular, and, as the well-worn and thumb-marked vade mecum of several generations of intelligent and aspiring workmen, it has had the reputation of having been the means of raising many of them in their position in life.*

*In consequence of the lapse of time since the Author's death, and the great advances in Mechanical Science, the Publishers have thought it advisable to have it entirely Reconstructed and Modernised; and in its present greatly Enlarged and Improved form, they are sure that it will commend itself to the English workmen of the present day all the world over, and become, like its predecessors, their indispensable friend and referee.*

*A smaller type having been adopted, and the page increased in size, while the number of pages has advanced from about 330 to nearly 500, the book practically contains double the amount of matter that was comprised in the original work.*

#### **\* \* OPINIONS OF THE PRESS.**

"In its modernised form Hutton's 'Templeton' should have a wide sale, for it contains much valuable information which the mechanic will often find of use, and not a few tables and notes which he might look for in vain in other works. This modernised edition will be appreciated by all who have learned to value the original editions of 'Templeton.'"—*English Mechanic.*

"It has met with great success in the engineering workshop, as we can testify; and there are a great many men who, in a great measure, owe their rise in life to this little book."—*Building News.*

"This familiar text-book—well known to all mechanics and engineers—is of essential service to the every-day requirements of engineers, millwrights, and the various trades connected with engineering and building. The new modernised edition is worth its weight in gold."—*Building News.* (Second Notice.)

"The publishers wisely entrusted the task of revision of this popular, valuable and useful book of Mr. Hutton, than whom a more competent man they could not have found."—*Iron.*



**Stone-working Machinery.**

**STONE-WORKING MACHINERY, and the Rapid and Economical Conversion of Stone.** With Hints on the Arrangement and Management of Stone Works. By M. POWIS BALE, M.I.M.E. Crown 8vo, 9s.

"Should be in the hands of every mason or student of stone-work."—*Colliery Guardian*.

"It is in every sense of the word a standard work upon a subject which the author is fully competent to deal exhaustively with."—*Builder's Weekly Reporter*.

"A capital handbook for all who manipulate stone for building or ornamental purposes."—*Machinery Market*.

**Pump Construction and Management.**

**PUMPS AND PUMPING: A Handbook for Pump Users.** Being Notes on Selection, Construction and Management. By M. POWIS BALE, M.I.M.E., Author of "Woodworking Machinery," "Saw Mills," &c. Crown 8vo, 2s. 6d. cloth. [Just published.]

"The matter is set forth as concisely as possible. In fact, condensation rather than diffuseness has been the author's aim throughout; yet he does not seem to have omitted anything likely to be of use."—*Journal of Gas Lighting*.

"Thoroughly practical and simply and clearly written."—*Glasgow Herald*.

**Turning.**

**LATHE-WORK: A Practical Treatise on the Tools, Appliances, and Processes employed in the Art of Turning.** By PAUL N. HASLUCK. Third Edition, Revised and Enlarged. Crown 8vo, 5s. cloth.

"Written by a man who knows, not only how work ought to be done, but who also knows how to do it, and how to convey his knowledge to others. To all turners this book would be valuable."—*Engineering*.

"We can safely recommend the work to young engineers. To the amateur it will simply be invaluable. To the student it will convey a great deal of useful information."—*Engineer*.

"A compact, succinct, and handy guide to lathe-work did not exist in our language until Mr. Hasluck, by the publication of this treatise, gave the turner a true *vade-mecum*."—*House Decorator*.

**Screw-Cutting.**

**SCREW THREADS: And Methods of Producing Them.** With Numerous Tables, and complete directions for using Screw-Cutting Lathes. By PAUL N. HASLUCK, Author of "Lathe-Work," &c. With Fifty Illustrations. Second Edition. Waistcoat-pocket size, price 1s. cloth.

"Full of useful information, hints and practical criticism. Taps, dies and screwing-tools generally are illustrated and their action described."—*Mechanical World*.

**Smith's Tables for Mechanics, etc.**

**TABLES, MEMORANDA, AND CALCULATED RESULTS, FOR MECHANICS, ENGINEERS, ARCHITECTS, BUILDERS, etc.** Selected and Arranged by FRANCIS SMITH. Fourth Edition, Revised and Enlarged, 250 pp., waistcoat-pocket size, 1s. 6d. limp leather.

"It would, perhaps, be as difficult to make a small pocket-book selection of notes and formulæ to suit ALL engineers as it would be to make a universal medicine; but Mr. Smith's waistcoat-pocket collection may be looked upon as a successful attempt."—*Engineer*.

"The best example we have ever seen of 250 pages of useful matter packed into the dimensions of a card-case."—*Building News*. "A veritable pocket treasury of knowledge."—*Iron*.

**Engineer's and Machinist's Assistant.**

**THE ENGINEER'S, MILLWRIGHT'S, and MACHINIST'S PRACTICAL ASSISTANT.** A collection of Useful Tables, Rules and Data. By WILLIAM TEMPLETON. 7th Edition, with Additions. 18mo, 2s. 6d. cloth.

"Occupies a foremost place among books of this kind. A more suitable present to an apprentice to any of the mechanical trades could not possibly be made."—*Building News*.

"A deservedly popular work, it should be in the 'drawer' of every mechanic."—*English Mechanic*.

**Iron and Steel.**

**"IRON AND STEEL": A Work for the Forge, Foundry, Factory, and Office.** Containing ready, useful, and trustworthy Information for Ironmasters and their Stock-takers; Managers of Bar, Rail, Plate, and Sheet Rolling Mills; Iron and Metal Founders; Iron Ship and Bridge Builders; Mechanical, Mining, and Consulting Engineers; Architects, Builders, and Draughtsmen. By CHARLES HOARE, Author of "The Slide Rule," &c. Eighth Edition, Revised and considerably Enlarged. 32mo, 6s. leather.

"One of the best of the pocket books."—*English Mechanic*.

"We cordially recommend this book to those engaged in considering the details of all kinds of iron and steel works."—*Naval Science*.



### Engineering Construction.

**PATTERN-MAKING: A Practical Treatise**, embracing the Main Types of Engineering Construction, and including Gearing, both Hand and Machine made, Engine Work, Sheaves and Pulleys, Pipes and Columns, Screws, Machine Parts, Pumps and Cocks, the Moulding of Patterns in Loam and Greensand, &c., together with the methods of Estimating the weight of Castings; to which is added an Appendix of Tables for Workshop Reference. By a FOREMAN PATTERN MAKER. With upwards of Three Hundred and Seventy Illustrations. Crown 8vo, 7s. 6d. cloth.

"A well-written technical guide, evidently written by a man who understands and has practised what he has written about. We cordially recommend it to engineering students, young journeymen, and others desirous of being initiated into the mysteries of pattern-making."—*Builder*.

"Likely to prove a welcome guide to many workmen, especially to draughtsmen who have lacked a training in the shops, pupils pursuing their practical studies in our factories, and to employers and managers in engineering works."—*Hardware Trade Journal*.

"More than 370 illustrations help to explain the text, which is, however, always clear and explicit, thus rendering the work an excellent *vade mecum* for the apprentice who desires to become master of his trade."—*English Mechanic*.

### Dictionary of Mechanical Engineering Terms.

**LOCKWOOD'S DICTIONARY OF TERMS USED IN THE PRACTICE OF MECHANICAL ENGINEERING**, embracing those current in the Drawing Office, Pattern Shop, Foundry, Fitting, Turning, Smith's and Boiler Shops, &c. &c. Comprising upwards of 6,000 Definitions. Edited by A FOREMAN PATTERN-MAKER, Author of "Pattern Making." Crown 8vo, 7s. 6d. cloth.

"Just the sort of handy dictionary required by the various trades engaged in mechanical engineering. The practical engineering pupil will find the book of great value in his studies, and every foreman engineer and mechanic should have a copy."—*Building News*.

"After a careful examination of the book, and trying all manner of words, we think that the engineer will here find all he is likely to require. It will be argely used."—*Practical Engineer*.

"This admirable dictionary, although primarily intended for the use of draughtsmen and other technical craftsmen, is of much larger value as a book of reference, and will find a ready welcome in many libraries."—*Glasgow Herald*.

"One of the most useful books which can be presented to a mechanic or student."—*English Mechanic*.

"Not merely a dictionary, but, to a certain extent, also a most valuable guide. It strikes us as a happy idea to combine with a definition of the phrase useful information on the subject of which it treats."—*Machinery Market*.

"This carefully-compiled volume forms a kind of pocket cyclopædia of the extensive subject to which it is devoted. No word having connection with any branch of constructive engineering seems to be omitted. No more comprehensive work has been, so far, issued."—*Knowledge*.

"We strongly commend this useful and reliable adviser to our friends in the workshop, and to students everywhere."—*Colliery Guardian*.

### Steam Boilers.

**A TREATISE ON STEAM BOILERS: Their Strength, Construction, and Economical Working.** By ROBERT WILSON, C.E. Fifth Edition. 12mo, 6s. cloth.

"The best treatise that has ever been published on steam boilers."—*Engineer*.

"The author shows himself perfect master of his subject, and we heartily recommend all employing steam power to possess themselves of the work."—*Ryland's Iron Trade Circular*.

### Boiler Chimneys.

**BOILER AND FACTORY CHIMNEYS; Their Draught-Power and Stability.** With a Chapter on Lightning Conductors. By ROBERT WILSON, C.E., Author of "A Treatise on Steam Boilers," &c. Second Edition. Crown 8vo, 3s. 6d. cloth.

"Full of useful information, definite in statement, and thoroughly practical in treatment."—*The Local Government Chronicle*.

"A valuable contribution to the literature of scientific building. . . . The whole subject is very interesting and important one, and it is gratifying to know that it has fallen into such competent hands."—*The Builder*.

### Boiler Making.

**THE BOILER-MAKER'S READY RECKONER.** With Examples of Practical Geometry and Templating, for the Use of Platers, Smiths and Riveters. By JOHN COURTNEY, Edited by D. K. CLARK, M.I.C.E. Second Edition, Revised, with Additions, 12mo, 5s. half-bound.

"No workman or apprentice should be without this book."—*Iron Trade Circular*.

"A reliable guide to the working boiler-maker."—*Iron*.

"Boiler-makers will readily recognise the value of this volume. . . . The tables are clearly printed, and so arranged that they can be referred to with the greatest facility, so that it cannot be doubted that they will be generally appreciated and much used."—*Mining Journal*.



**Steam Engine.**

**TEXT-BOOK ON THE STEAM ENGINE.** With a Supplement on Gas Engines. By T. M. GOODEVE, M.A., Barrister-at-Law, Author of "The Elements of Mechanism," &c. Tenth Edition, Enlarged. With numerous Illustrations. Crown 8vo, 6s. cloth. [Just published.]

"Professor Goodeve has given us a treatise on the steam engine which will bear comparison with anything written by Huxley or Maxwell, and we can award it no higher praise."—*Engineer*.

"Professor Goodeve's book is ably and clearly written. It is a sound work."—*Athenæum*.

"Mr. Goodeve's text-book is a work of which every young engineer should possess himself."—*Mining Journal*.

"Essentially practical in its aim. The manner of exposition leaves nothing to be desired."—*Scotsman*.

**Gas Engines.**

**ON GAS-ENGINES.** Being a Reprint, with some Additions, of the Supplement to the *Text-book on the Steam Engine*, by T. M. GOODEVE, M.A. Crown 8vo, 2s. 6d. cloth. [Just published.]

"Like all Mr. Goodeve's writings, the present is no exception in point of general excellence. It is a valuable little volume."—*Mechanical World*.

"This little book will be useful to those who desire to understand how the gas-engine works."—*English Mechanic*.

**Steam.**

**THE SAFE USE OF STEAM.** Containing Rules for Un-professional Steam-users. By an ENGINEER. Sixth Edition. Sewed, 6d.

"If steam-users would but learn this little book by heart boiler explosions would become sensations by their rarity."—*English Mechanic*.

**Coal and Speed Tables.**

**A POCKET BOOK OF COAL AND SPEED TABLES,** for Engineers and Steam-users. By NELSON FOLEY, Author of "Boiler Construction." Pocket-size, 3s. 6d. cloth; 4s. leather.

"This is a very useful book, containing very useful tables. The results given are well chosen, and the volume contains evidence that the author really understands his subject. We can recommend the work with pleasure."—*Mechanical World*.

"These tables are designed to meet the requirements of every-day use; they are of sufficient scope for most practical purposes, and may be commended to engineers and users of steam."—*Iron*.

"This pocket-book well merits the attention of the practical engineer. Mr. Foley has compiled a very useful set of tables, the information contained in which is frequently required by engineers, coal consumers and users of steam."—*Iron and Coal Trades Review*.

**Fire Engineering.**

**FIRES, FIRE-ENGINES, AND FIRE-BRIGADES.** With a History of Fire-Engines, their Construction, Use, and Management; Remarks on Fire-Proof Buildings, and the Preservation of Life from Fire; Statistics of the Fire Appliances in English Towns; Foreign Fire Systems; Hints on Fire Brigades, &c. &c. By CHARLES F. T. YOUNG, C.E. With numerous Illustrations, 544 pp., demy 8vo, £1 4s. cloth.

"To such of our readers as are interested in the subject of fires and fire apparatus, we can most heartily commend this book. It is really the only English work we now have upon the subject."—*Engineering*.

"It displays much evidence of careful research; and Mr. Young has put his facts neatly together. It is evident enough that his acquaintance with the practical details of the construction of steam fire engines, old and new, and the conditions with which it is necessary they should comply, is accurate and full."—*Engineer*.

**Gas Lighting.**

**COMMON SENSE FOR GAS-USERS: A Catechism of Gas-Lighting for Householders, Gasfitters, Millowners, Architects, Engineers, etc.** By ROBERT WILSON, C.E., Author of "A Treatise on Steam Boilers." Second Edition, with Folding Plates and Wood Engravings. Crown 8vo, price 1s. in wrapper.

"All gas-users will decidedly benefit, both in pocket and comfort, if they will avail themselves of Mr. Wilson's counsels."—*Engineering*.

**Dynamo Construction.**

**HOW TO MAKE A DYNAMO: A Practical Treatise for Amateurs.** Containing numerous Illustrations and Detailed Instructions for Constructing a Small Dynamo, to Produce the Electric Light. By ALFRED CROFTS. Second Edition, Revised and Enlarged. Crown 8vo, 2s. cloth. [Just published.]

"The instructions given in this unpretentious little book are sufficiently clear and explicit to enable any amateur mechanic possessed of average skill and the usual tools to be found in an amateur's workshop, to build a practical dynamo-machine."—*Electrician*.



## THE POPULAR WORKS OF MICHAEL REYNOLDS

("THE ENGINE DRIVER'S FRIEND").

**Locomotive-Engine Driving.**

**LOCOMOTIVE-ENGINE DRIVING: A Practical Manual for Engineers in charge of Locomotive Engines.** By MICHAEL REYNOLDS, Member of the Society of Engineers, formerly Locomotive Inspector L. B. and S. C. R. Eighth Edition. Including a KEY to THE LOCOMOTIVE ENGINE. With Illustrations and Portrait of Author. Crown 8vo, 4s. 6d. cloth.

"Mr. Reynolds has supplied a want, and has supplied it well. We can confidently recommend the book, not only to the practical driver, but to everyone who takes an interest in the performance of locomotive engines."—*The Engineer*.

"Mr. Reynolds has opened a new chapter in the literature of the day. This admirable practical treatise, of the practical utility of which we have to speak in terms of warm commendation."—*Athenaeum*.

"Evidently the work of one who knows his subject thoroughly."—*Railway Service Gazette*.

"Were the cautions and rules given in the book to become part of the every-day working of our engine-drivers, we might have fewer distressing accidents to deplore."—*Scotsman*.

**Stationary Engine Driving.**

**STATIONARY ENGINE DRIVING: A Practical Manual for Engineers in charge of Stationary Engines.** By MICHAEL REYNOLDS. Third Edition, Enlarged. With Plates and Woodcuts. Crown 8vo, 4s. 6d. cloth.

"The author is thoroughly acquainted with his subjects, and his advice on the various points treated is clear and practical. . . . He has produced a manual which is an exceedingly useful one for the class for whom it is specially intended."—*Engineering*.

"Our author leaves no stone unturned. He is determined that his readers shall not only know something about the stationary engine, but all about it."—*Engineer*.

"An engineman who has mastered the contents of Mr. Reynolds's book will require but little actual experience with boilers and engines before he can be trusted to look after them."—*English Mechanic*.

**The Engineer, Fireman, and Engine-Boy.**

**THE MODEL LOCOMOTIVE ENGINEER, FIREMAN, and ENGINE-BOY.** Comprising a Historical Notice of the Pioneer Locomotive Engines and their Inventors. By MICHAEL REYNOLDS. With numerous Illustrations and a fine Portrait of George Stephenson. Crown 8vo, 4s. 6d. cloth.

"From the technical knowledge of the author it will appeal to the railway man of to-day more forcibly than anything written by Dr. Smiles. . . . The volume contains information of a technical kind, and facts that every driver should be familiar with."—*English Mechanic*.

"We should be glad to see this book in the possession of everyone in the kingdom who has ever laid, or is to lay, hands on a locomotive engine."—*Iron*.

**Continuous Railway Brakes.**

**CONTINUOUS RAILWAY BRAKES: A Practical Treatise on the several Systems in Use in the United Kingdom; their Construction and Performance.** With copious Illustrations and numerous Tables. By MICHAEL REYNOLDS. Large crown 8vo, 9s. cloth.

"A popular explanation of the different brakes. It will be of great assistance in forming public opinion, and will be studied with benefit by those who take an interest in the brake."—*English Mechanic*.

"Written with sufficient technical detail to enable the principle and relative connection of the various parts of each particular brake to be readily grasped."—*Mechanical World*.

**Engine-Driving Life.**

**ENGINE-DRIVING LIFE: Stirring Adventures and Incidents in the Lives of Locomotive-Engine Drivers.** By MICHAEL REYNOLDS. Second Edition, with Additional Chapters. Crown 8vo, 2s. cloth. [Just published.

"From first to last perfectly fascinating. Wilkie Collins's most thrilling conceptions are thrown into the shade by true incidents, endless in their variety, related in every page."—*North British Mail*.

"Anyone who wishes to get a real insight into railway life cannot do better than read 'Engine-Driving Life' for himself; and if he once take it up he will find that the author's enthusiasm and real love of the engine-driving profession will carry him on till he has read every page."—*Saturday Review*.

**Pocket Companion for Enginemen.**

**THE ENGINEMAN'S POCKET COMPANION AND PRACTICAL EDUCATOR FOR ENGINEMEN, BOILER ATTENDANTS, AND MECHANICS.** By MICHAEL REYNOLDS. With Forty-five Illustrations and numerous Diagrams. Second Edition, Revised. Royal 18mo, 3s. 6d., strongly bound for pocket wear.

"This admirable work is well suited to accomplish its object, being the honest workmanship of a competent engineer."—*Glasgow Herald*.

"A most meritorious work, giving in a succinct and practical form all the information an engineminder desirous of mastering the scientific principles of his daily calling would require."—*Miller*.

"A boon to those who are striving to become efficient mechanics."—*Daily Chronicle*.



**French-English Glossary for Engineers, etc.**

**A POCKET GLOSSARY of TECHNICAL TERMS: ENGLISH-FRENCH, FRENCH-ENGLISH;** with Tables suitable for the Architectural, Engineering, Manufacturing and Nautical Professions. By JOHN JAMES FLETCHER, Engineer and Surveyor; 200 pp. Waistcoat-pocket size, 1s. 6d., limp leather.

"It ought certainly to be in the waistcoat-pocket of every professional man. —*Iron*.

"It is a very great advantage for readers and correspondents in France and England to have so large a number of the words relating to engineering and manufacturers collected in a lilliputian volume. The little book will be useful both to students and travellers."—*Architect*.

"The glossary of terms is very complete, and many of the tables are new and well arranged. We cordially commend the book."—*Mechanical World*.

**Portable Engines.**

**THE PORTABLE ENGINE; ITS CONSTRUCTION AND MANAGEMENT.** A Practical Manual for Owners and Users of Steam Engines generally. By WILLIAM DYSON WANSBROUGH. With 90 Illustrations. Crown 8vo, 3s. 6d. cloth.

"This is a work of value to those who use steam machinery. . . . Should be read by everyone who has a steam engine, on a farm or elsewhere."—*Mark Lane Express*.

"We cordially commend this work to buyers and owners of steam engines, and to those who have to do with their construction or use."—*Timber Trades Journal*.

"Such a general knowledge of the steam engine as Mr. Wansbrough furnishes to the reader should be acquired by all intelligent owners and others who use the steam engine."—*Building News*.

**CIVIL ENGINEERING, SURVEYING, etc.****MR. HUMBER'S IMPORTANT ENGINEERING BOOKS.****The Water Supply of Cities and Towns.**

**A COMPREHENSIVE TREATISE on the WATER-SUPPLY OF CITIES AND TOWNS.** By WILLIAM HUMBER, A.M.Inst.C.E., and M. Inst. M.E., Author of "Cast and Wrought Iron Bridge Construction," &c. &c. Illustrated with 50 Double Plates, 1 Single Plate, Coloured Frontispiece, and upwards of 250 Woodcuts, and containing 400 pages of Text. Imp. 4to, £6 6s. elegantly and substantially half-bound in morocco.

**List of Contents.**

I. Historical Sketch of some of the means that have been adopted for the Supply of Water to Cities and Towns.—II. Water and the Foreign Matter usually associated with it.—III. Rainfall and Evaporation.—IV. Springs and the water-bearing formations of various districts.—V. Measurement and Estimation of the flow of Water.—VI. On the Selection of the Source of Supply.—VII. Wells.—VIII. Reservoirs.—IX. The Purification of Water.—X. Pumps.—XI. Pumping Machinery.—XII.

Conduits.—XIII. Distribution of Water.—XIV. Meters, Service Pipes, and House Fittings.—XV. The Law and Economy of Water Works.—XVI. Constant and Intermittent Supply.—XVII. Description of Plates.—Appendices, giving Tables of Rates of Supply, Velocities, &c. &c., together with Specifications of several Works illustrated, among which will be found: Aberdeen, Bideford, Canterbury, Dundee, Halifax, Lambeth, Rotherham, Dublin, and others.

"The most systematic and valuable work upon water supply hitherto produced in English, or in any other language. . . . Mr. Humber's work is characterised almost throughout by an exhaustiveness much more distinctive of French and German than of English technical treatises."—*Engineer*.

"We can congratulate Mr. Humber on having been able to give so large an amount of information on a subject so important as the water supply of cities and towns. The plates, fifty in number, are mostly drawings of executed works, and alone would have commanded the attention of every engineer whose practice may lie in this branch of the profession."—*Builder*.

**Cast and Wrought Iron Bridge Construction.**

**A COMPLETE AND PRACTICAL TREATISE ON CAST AND WROUGHT IRON BRIDGE CONSTRUCTION,** including *Iron Foundations*. In Three Parts—Theoretical, Practical, and Descriptive. By WILLIAM HUMBER, A.M.Inst.C.E., and M.Inst.M.E. Third Edition, Revised and much improved, with 115 Double Plates (20 of which now first appear in this edition), and numerous Additions to the Text. In Two Vols., imp. 4to, £6 16s. 6d. half-bound in morocco.

"A very valuable contribution to the standard literature of civil engineering. In addition to elevations, plans and sections, large scale details are given which very much enhance the instructive worth of those illustrations."—*Civil Engineer and Architect's Journal*.

"Mr. Humber's stately volumes, lately issued—in which the most important bridges erected during the last five years, under the direction of the late Mr. Brunel, Sir W. Cubitt, Mr. Hawkshaw, Mr. Page, Mr. Fowler, Mr. Hemans, and others among our most eminent engineers, are drawn and specified in great detail."—*Engineer*



### MR. HUMBER'S GREAT WORK ON MODERN ENGINEERING.

Complete in Four Volumes, imperial 4to, price £12 12s., half-morocco. Each Volume sold separately as follows:—

**A RECORD OF THE PROGRESS OF MODERN ENGINEERING. FIRST SERIES.** Comprising Civil, Mechanical, Marine, Hydraulic, Railway, Bridge, and other Engineering Works, &c. By WILLIAM HUMBER, A-M.Inst.C.E., &c. Imp. 4to, with 36 Double Plates, drawn to a large scale, Photographic Portrait of John Hawkshaw, C.E., F.R.S., &c., and copious descriptive Letterpress, Specifications, &c., £3 3s. half-morocco.

#### List of the Plates and Diagrams.

Victoria Station and Roof, L. B. & S. C. R. (9 plates); Southport Pier (2 plates); Victoria Station and Roof, L. C. & D. and G. W. R. (6 plates); Roof of Cremorne Music Hall; Bridge over G. N. Railway; Roof of Station, Dutch Rhenish Rail (2 plates); Bridge over the

Thames, West London Extension Railway (5 plates); Armour Plates: Suspension Bridge, Thames (4 plates); The Allen Engine; Suspension Bridge, Avon (3 plates); Underground Railway (3 plates).

"Handsomely lithographed and printed. It will find favour with many who desire to preserve in a permanent form copies of the plans and specifications prepared for the guidance of the contractors for many important engineering works."—*Engineer*.

**HUMBER'S RECORD OF MODERN ENGINEERING. SECOND SERIES.** Imp. 4to, with 36 Double Plates, Photographic Portrait of Robert Stephenson, C.E., M.P., F.R.S., &c., and copious descriptive Letterpress, Specifications, &c., £3 3s. half-morocco.

#### List of the Plates and Diagrams.

Birkenhead Docks, Low Water Basin (15 plates); Charing Cross Station Roof, C. C. Railway (3 plates); Digswell Viaduct, Great Northern Railway; Robbery Wood Viaduct, Great Northern Railway; Iron Permanent Way; Clydach Viaduct, Merthyr, Tredegar,

and Abergavenny Railway; Ebbw Viaduct, Merthyr, Tredegar, and Abergavenny Railway; College Wood Viaduct, Cornwall Railway; Dublin Winter Palace Roof (3 plates); Bridge over the Thames, L. C. & D. Railway (6 plates); Albert Harbour, Greenock (4 plates).

"Mr. Humber has done the profession good and true service, by the fine collection of examples he has here brought before the profession and the public."—*Practical Mechanic's Journal*.

**HUMBER'S RECORD OF MODERN ENGINEERING. THIRD SERIES.** Imp. 4to, with 40 Double Plates, Photographic Portrait of J. R. M'Clean, late Pres. Inst. C.E., and copious descriptive Letterpress, Specifications, &c., £3 3s. half-morocco.

#### List of the Plates and Diagrams.

**MAIN DRAINAGE, METROPOLIS.—North Side.**—Map showing Interception of Sewers; Middle Level Sewer (2 plates); Outfall Sewer, Bridge over River Lea (3 plates); Outfall Sewer, Bridge over Marsh Lane, North Woolwich Railway, and Bow and Barking Railway Junction; Outfall Sewer, Bridge over Bow and Barking Railway (3 plates); Outfall Sewer, Bridge over East London Waterworks' Feeder (2 plates); Outfall Sewer, Reservoir (2 plates); Outfall Sewer, Tumbling Bay and Outlet; Outfall Sewer, Penstocks. *South Side.*—Outfall Sewer, Bermondsey Branch (2 plates); Outfall

Sewer, Reservoir and Outlet (4 plates); Outfall Sewer, Filth Hoist; Sections of Sewers (North and South Sides).

**THAMES EMBANKMENT.**—Section of River Wall; Steamboat Pier, Westminster (2 plates); Landing Stairs between Charing Cross and Waterloo Bridges; York Gate (2 plates); Overflow and Outlet at Savoy Street Sewer (3 plates); Steamboat Pier, Waterloo Bridge (3 plates); Junction of Sewers, Plans and Sections; Gullies, Plans and Sections; Rolling Stock; Granite and Iron Forts.

"The drawings have a constantly increasing value, and whoever desires to possess clear representations of the two great works carried out by our Metropolitan Board will obtain Mr. Humber's volume."—*Engineer*.

**HUMBER'S RECORD OF MODERN ENGINEERING. FOURTH SERIES.** Imp. 4to, with 36 Double Plates, Photographic Portrait of John Fowler, late Pres. Inst. C.E., and copious descriptive Letterpress, Specifications, &c., £3 3s. half-morocco.

#### List of the Plates and Diagrams.

Abbey Mills Pumping Station, Main Drainage, Metropolis (4 plates); Barrow Docks (5 plates); Manquis Viaduct, Santiago and Valparaiso Railway (2 plates); Adam's Locomotive, St. Helen's Canal Railway (2 plates); Cannon Street Station Roof, Charing Cross Railway (3 plates); Road Bridge over the River Moka (2 plates); Telegraphic Apparatus for

Mesopotamia; Viaduct over the River Wye, Midland Railway (3 plates); St. Germans Viaduct, Cornwall Railway (2 plates); Wrought-Iron Cylinder for Diving Bell; Millwall Docks (6 plates); Milroy's Patent Excavator; Metropolitan District Railway (6 plates); Harbours, Ports, and Breakwaters (3 plates).

"We gladly welcome another year's issue of this valuable publication from the able pen of Mr. Humber. The accuracy and general excellence of this work are well known, while its usefulness in giving the measurements and details of some of the latest examples of engineering, as carried out by the most eminent men in the profession, cannot be too highly prized."—*Artizan*.



MR. HUMBER'S ENGINEERING BOOKS—*continued.***Strains, Calculation of.**

**A HANDY BOOK FOR THE CALCULATION OF STRAINS IN GIRDERS AND SIMILAR STRUCTURES, AND THEIR STRENGTH.** Consisting of Formulæ and Corresponding Diagrams, with numerous details for Practical Application, &c. By WILLIAM HUMBER, A-M.Inst.C.E., &c. Fourth Edition. Crown 8vo, nearly 100 Woodcuts and 3 Plates, 7s. 6d. cloth.

"The formulæ are neatly expressed, and the diagrams good."—*Athenæum.*

"We heartily commend this really *handy* book to our engineer and architect readers."—*English Mechanic.*

**Barlow's Strength of Materials, enlarged by Humber**

**A TREATISE ON THE STRENGTH OF MATERIALS;** with Rules for Application in Architecture, the Construction of Suspension Bridges, Railways, &c. By PETER BARLOW, F.R.S. A New Edition, revised by his Sons, P. W. BARLOW, F.R.S., and W. H. BARLOW, F.R.S.; to which are added, Experiments by HODGKINSON, FAIRBAIRN, and KIRKALDY; and Formulæ for Calculating Girders, &c. Arranged and Edited by W. HUMBER, A-M.Inst.C.E. Demy 8vo, 400 pp., with 19 large Plates and numerous Woodcuts, 18s. cloth.

"Valuable alike to the student, tyro, and the experienced practitioner, it will always rank in future, as it has hitherto done, as the standard treatise on that particular subject."—*Engineer.*

"There is no greater authority than Barlow."—*Building News.*

"As a scientific work of the first class, it deserves a foremost place on the bookshelves of every civil engineer and practical mechanic."—*English Mechanic.*

**Trigonometrical Surveying.**

**AN OUTLINE OF THE METHOD OF CONDUCTING A TRIGONOMETRICAL SURVEY,** for the Formation of Geographical and Topographical Maps and Plans, Military Reconnaissance, Levelling, &c., with Useful Problems, Formulæ, and Tables. By Lieut.-General FROME, R.E. Fourth Edition, Revised and partly Re-written by Major General Sir CHARLES WARREN, G.C.M.G., R.E. With 19 Plates and 115 Woodcuts, royal 8vo, 16s. cloth.

"The simple fact that a fourth edition has been called for is the best testimony to its merits. No words of praise from us can strengthen the position so well and so steadily maintained by this work. Sir Charles Warren has revised the entire work, and made such additions as were necessary to bring every portion of the contents up to the present date."—*Broad Arrow.*

**Oblique Bridges.**

**A PRACTICAL AND THEORETICAL ESSAY ON OBLIQUE BRIDGES.** With 13 large Plates. By the late GEORGE WATSON BUCK, M.I.C.E. Third Edition, revised by his Son, J. H. WATSON BUCK, M.I.C.E.; and with the addition of Description to Diagrams for Facilitating the Construction of Oblique Bridges, by W. H. BARLOW, M.I.C.E. Royal 8vo, 12s. cloth.

"The standard text-book for all engineers regarding skew arches is Mr. Buck's treatise, and it would be impossible to consult a better."—*Engineer.*

"Mr. Buck's treatise is recognised as a standard text-book, and his treatment has divested the subject of many of the intricacies supposed to belong to it. As a guide to the engineer and architect, on a confessedly difficult subject, Mr. Buck's work is unsurpassed."—*Building News.*

**Water Storage, Conveyance and Utilisation.**

**WATER ENGINEERING: A Practical Treatise on the Measurement, Storage, Conveyance and Utilisation of Water for the Supply of Towns, for Mill Power, and for other Purposes.** By CHARLES SLAGG, Water and Drainage Engineer, A.M.Inst.C.E., Author of "Sanitary Work in the Smaller Towns, and in Villages," &c. With numerous Illustrations. Crown 8vo, 7s. 6d. cloth. [Just published.]

"As a small practical treatise on the water supply of towns, and on some applications of water-power, the work is in many respects excellent."—*Engineering.*

"The author has collated the results deduced from the experiments of the most eminent authorities, and has presented them in a compact and practical form, accompanied by very clear and detailed explanations. . . . The application of water as a motive power is treated very carefully and exhaustively."—*Builder.*

"For anyone who desires to begin the study of hydraulics with a consideration of the practical applications of the science there is no better guide."—*Architect.*



### *Statics, Graphic and Analytic.*

**GRAPHIC AND ANALYTIC STATICS**, in their Practical Application to the Treatment of Stresses in Roofs, Solid Girders, Lattice, Bowstring and Suspension Bridges, Braced Iron Arches and Piers, and other Frameworks. By R. HUDSON GRAHAM, C.E. Containing Diagrams and Plates to Scale. With numerous Examples, many taken from existing Structures. Specially arranged for Class-work in Colleges and Universities. Second Edition, Revised and Enlarged. 8vo, 16s. cloth.

"Mr. Graham's book will find a place wherever graphic and analytic statics are used or studied."  
—*Engineer*.

"The work is excellent from a practical point of view, and has evidently been prepared with much care. The directions for working are ample, and are illustrated by an abundance of well-selected examples. It is an excellent text-book for the practical draughtsman."—*Athenæum*.

### *Student's Text-Book on Surveying.*

**PRACTICAL SURVEYING**: A Text-Book for Students preparing for Examination or for Survey-work in the Colonies. By GEORGE W. USILL, A.M.I.C.E., Author of "The Statistics of the Water Supply of Great Britain." With Four Lithographic Plates and upwards of 330 Illustrations. Crown 8vo, 7s. 6d. cloth. [Just published.]

"The best forms of instruments are described as to their construction, uses and modes of employment, and there are innumerable hints on work and equipment such as the author, in his experience as surveyor, draughtsman and teacher, has found necessary, and which the student in his inexperience will find most serviceable."—*Engineer*.

"We have no hesitation in saying that the student will find this treatise a better guide than any of its predecessors. . . . It deserves to be recognised as the first book which should be put in the hands of a pupil of Civil Engineering, and every gentleman of education who sets out for the Colonies would find it well to have a copy."—*Architect*.

"A very useful, practical handbook on field practice. Clear, accurate and not too condensed."—*Journal of Education*.

### *Survey Practice.*

**AID TO SURVEY PRACTICE**, for Reference in Surveying, Levelling, Setting-out and in Route Surveys of Travellers by Land and Sea. With Tables, Illustrations, and Records. By LOWIS D'A. JACKSON, A.M.I.C.E., Author of "Hydraulic Manual," "Modern Metrology," &c. Second Edition, Enlarged. Large crown 8vo, 12s. 6d. cloth.

"Mr. Jackson has produced a valuable *vade-mecum* for the surveyor. We can recommend this book as containing an admirable supplement to the teaching of the accomplished surveyor."—*Athenæum*.

"As a text-book we should advise all surveyors to place it in their libraries, and study well the matured instructions afforded in its pages."—*Colliery Guardian*.

"The author brings to his work a fortunate union of theory and practical experience which, aided by a clear and lucid style of writing, renders the book a very useful one."—*Builder*.

### *Surveying, Land and Marine.*

**LAND AND MARINE SURVEYING**, in Reference to the Preparation of Plans for Roads and Railways; Canals, Rivers, Towns' Water Supplies; Docks and Harbours. With Description and Use of Surveying Instruments. By W. D. HASKOLL, C.E., Author of "Bridge and Viaduct Construction," &c. Second Edition, with Additions. Large crown 8vo, 9s. cloth.

"This book must prove of great value to the student. We have no hesitation in recommending it, feeling assured that it will more than repay a careful study."—*Mechanical World*.

"We can strongly recommend it as a carefully-written and valuable text-book. It enjoys a well-deserved repute among surveyors."—*Builder*.

"This volume cannot fail to prove of the utmost practical utility. It may be safely recommended to all students who aspire to become clean and expert surveyors."—*Mining Journal*.

### *Tunnelling.*

**PRACTICAL TUNNELLING**. Explaining in detail the Setting-out of the works, Shaft-sinking and Heading-driving, Ranging the Lines and Levelling underground, Sub-Excavating, Timbering, and the Construction of the Brickwork of Tunnels, with the amount of Labour required for, and the Cost of, the various portions of the work. By FREDERICK W. SIMMS, F.G.S., M.Inst.C.E. Third Edition, Revised and Extended by D. KINNEAR CLARK, M.Inst.C.E.; Imperial 8vo, with 21 Folding Plates and numerous Wood Engravings, 30s. cloth.

"The estimation in which Mr. Simms's book on tunnelling has been held for over thirty years cannot be more truly expressed than in the words of the late Prof. Rankine:—'The best source of information on the subject of tunnels is Mr. F. W. Simms's work on Practical Tunnelling.'"—*Architect*.

"It has been regarded from the first as a text book of the subject. . . . Mr. Clarke has added immensely to the value of the book."—*Engineer*.



## Levelling.

**A TREATISE ON THE PRINCIPLES AND PRACTICE OF LEVELLING.** Showing its Application to purposes of Railway and Civil Engineering, in the Construction of Roads; with Mr. TELFORD's Rules for the same. By FREDERICK W. SIMMS, F.G.S., M.Inst.C.E. Seventh Edition, with the addition of LAW's Practical Examples for Setting-out Railway Curves, and TRAUTWINE's Field Practice of Laying-out Circular Curves. With 7 Plates and numerous Woodcuts, 8vo, 8s. 6d. cloth. \* \* \* TRAUTWINE on Curves may be had separate, 5s.

"The text-book on levelling in most of our engineering schools and colleges."—*Engineer*.

"The publishers have rendered a substantial service to the profession, especially to the younger members, by bringing out the present edition of Mr. Simms's useful work."—*Engineering*.

## Heat, Expansion by.

**EXPANSION OF STRUCTURES BY HEAT.** By JOHN KEILY, C.E., late of the Indian Public Works and Victorian Railway Departments. Crown 8vo, 3s. 6d. cloth.

### SUMMARY OF CONTENTS.

Section I. FORMULAS AND DATA.  
Section II. METAL BARS.  
Section III. SIMPLE FRAMES.  
Section IV. COMPLEX FRAMES; AND  
PLATES.  
Section V. THERMAL CONDUCTIVITY.

Section VI. MECHANICAL FORCE OF HEAT.

Section VII. WORK OF EXPANSION AND CONTRACTION.

Section VIII. SUSPENSION BRIDGES.

Section IX. MASONRY STRUCTURES.

"The aim the author has set before him, viz., to show the effects of heat upon metallic and other structures, is a laudable one, for this is a branch of physics upon which the engineer or architect can find but little reliable and comprehensive data in books."—*Builder*.

"Whoever is concerned to know the effect of changes of temperature on such structures as suspension bridges and the like, could not do better than consult Mr. Keily's valuable and handy exposition of the geometrical principles involved in these changes."—*Scotsman*.

## Practical Mathematics.

**MATHEMATICS FOR PRACTICAL MEN:** Being a Common-place Book of Pure and Mixed Mathematics. Designed chiefly for the use of Civil Engineers, Architects and Surveyors. By OLINTHUS GREGORY, LL.D., F.R.A.S., Enlarged by HENRY LAW, C.E. 4th Edition, carefully Revised by J. R. YOUNG, formerly Professor of Mathematics, Belfast College. With 13 Plates, 8vo, £1 1s. cloth.

"The engineer or architect will here find ready to his hand rules for solving nearly every mathematical difficulty that may arise in his practice. The rules are in all cases explained by means of examples, in which every step of the process is clearly worked out."—*Builder*.

"It is an instructive book for the student, and a text-book for him who, having once mastered the subjects it treats of, needs occasionally to refresh his memory upon them."—*Building News*.

## Hydraulic Tables.

**HYDRAULIC TABLES, CO-EFFICIENTS, and FORMULÆ** for finding the Discharge of Water from Orifices, Notches, Weirs, Pipes, and Rivers. With New Formulæ, Tables, and General Information on Rainfall, Catchment-Basins, Drainage, Sewerage, Water Supply for Towns and Mill Power. By JOHN NEVILLE, Civil Engineer, M.R.I.A. Third Edition, carefully Revised, with Additions. Numerous Illustrations. Cr. 8vo, 14s. cloth.

"Alike valuable to students and engineers in practice; its study will prevent the annoyance of avoidable failures, and assist them to select the readiest means of successfully carrying out any given work connected with hydraulic engineering."—*Mining Journal*.

"It is, of all English books on the subject, the one nearest to completeness. . . . From the good arrangement of the matter, the clear explanations, and abundance of formulæ, the carefully calculated tables, and, above all, the thorough acquaintance with both theory and construction, which is displayed from first to last, the book will be found to be an acquisition."—*Architect*.

## Hydraulics.

**HYDRAULIC MANUAL.** Consisting of Working Tables and Explanatory Text. Intended as a Guide in Hydraulic Calculations and Field Operations. By LOWIS D'A. JACKSON, Author of "Aid to Survey Practice," "Modern Metrology," &c. Fourth Edition, Enlarged. Large cr. 8vo, 16s. cl.

"The author has had a wide experience in hydraulic engineering and has been a careful observer of the facts which have come under his notice, and from the great mass of material at his command he has constructed a manual which may be accepted as a trustworthy guide to this branch of the engineer's profession. We can heartily recommend this volume to all who desire to be acquainted with the latest development of this important subject."—*Engineering*.

"The most useful feature of this work is its freedom from what is superannuated, and its thorough adoption of recent experiments; the text is, in fact, in great part a short account of the great modern experiments."—*Nature*.



**Drainage.**

**ON THE DRAINAGE OF LANDS, TOWNS AND BUILDINGS.** By G. D. DEMPSEY, C.E., Author of "The Practical Railway Engineer," &c. Revised, with large Additions on RECENT PRACTICE IN DRAINAGE ENGINEERING, by D. KINNEAR CLARK, M.Inst.C.E. Author of "Tramways: Their Construction and Working," "A Manual of Rules, Tables, and Data for Mechanical Engineers," &c. &c. Crown 8vo, 7s. 6d. cloth.

"The new matter added to Mr. Dempsey's excellent work is characterised by the comprehensive grasp and accuracy of detail for which the name of Mr. D. K. Clark is a sufficient voucher."—*Athenæum*.

"As a work on recent practice in drainage engineering, the book is to be commended to all who are making that branch of engineering science their special study."—*Iron*.

"A comprehensive manual on drainage engineering, and a useful introduction to the student."—*Building News*.

**Tramways and their Working.**

**TRAMWAYS: THEIR CONSTRUCTION AND WORKING.** Embracing a Comprehensive History of the System; with an exhaustive Analysis of the various Modes of Traction, including Horse-Power, Steam, Heated Water, and Compressed Air; a Description of the Varieties of Rolling Stock; and ample Details of Cost and Working Expenses: the Progress recently made in Tramway Construction, &c. &c. By D. KINNEAR CLARK, M.Inst.C.E. With over 200 Wood Engravings, and 13 Folding Plates. Two Vols., large crown 8vo, 30s. cloth.

"All interested in tramways must refer to it, as all railway engineers have turned to the author's work 'Railway Machinery.'"—*Engineer*.

"An exhaustive and practical work on tramways, in which the history of this kind of locomotion, and a description and cost of the various modes of laying tramways, are to be found."—*Building News*.

"The best form of rails, the best mode of construction, and the best mechanical appliances are so fairly indicated in the work under review, that any engineer about to construct a tramway will be enabled at once to obtain the practical information which will be of most service to him."—*Athenæum*.

**Oblique Arches.**

**A PRACTICAL TREATISE ON THE CONSTRUCTION OF OBLIQUE ARCHES.** By JOHN HART. Third Edition, with Plates. Imperial 8vo, 8s. cloth.

**Curves, Tables for Setting-out.**

**TABLES OF TANGENTIAL ANGLES AND MULTIPLES for Setting-out Curves from 5 to 200 Radius.** By ALEXANDER BEAZELEY, M.Inst.C.E. Third Edition. Printed on 48 Cards, and sold in a cloth box, waistcoat-pocket size, 3s. 6d.

"Each table is printed on a small card, which, being placed on the theodolite, leaves the hands free to manipulate the instrument—no small advantage as regards the rapidity of work."—*Engineer*.

"Very handy; a man may know that all his day's work must fall on two of these cards, which he puts into his own card-case, and leaves the rest behind."—*Athenæum*.

**Earthwork.**

**EARTHWORK TABLES.** Showing the Contents in Cubic Yards of Embankments, Cuttings, &c., of Heights or Depths up to an average of 80 feet. By JOSEPH BROADBENT, C.E., and FRANCIS CAMPIN, C.E. Crown 8vo, 5s. cloth.

"The way in which accuracy is attained, by a simple division of each cross section into three elements, two in which are constant and one variable, is ingenious."—*Athenæum*.

**Tunnel Shafts.**

**THE CONSTRUCTION OF LARGE TUNNEL SHAFTS: A Practical and Theoretical Essay.** By J. H. WATSON BUCK, M.Inst.C.E., Resident Engineer, London and North-Western Railway. Illustrated with Folding Plates, royal 8vo, 12s. cloth.

"Many of the methods given are of extreme practical value to the mason; and the observations on the form of arch, the rules for ordering the stone, and the construction of the templates will be found of considerable use. We commend the book to the engineering profession."—*Building News*.

"Will be regarded by civil engineers as of the utmost value, and calculated to save much time and obviate many mistakes."—*Colliery Guardian*.

**Girders, Strength of.**

**GRAPHIC TABLE FOR FACILITATING THE COMPUTATION OF THE WEIGHTS OF WROUGHT IRON AND STEEL GIRDERS, etc., for Parliamentary and other Estimates.** By J. H. WATSON BUCK, M.Inst.C.E. On a Sheet, 2s. 6d.



**River Engineering.**

**RIVER BARS:** *The Causes of their Formation, and their Treatment by "Induced Tidal Scour;" with a Description of the Successful Reduction by this Method of the Bar at Dublin.* By A. J. MANN, Assist. Eng. to the Dublin Port and Docks Board. Royal 8vo, 7s. 6d. cloth.

"We recommend all interested in harbour works—and, indeed, those concerned in the improvements of rivers generally—to read Mr. Mann's interesting work on the treatment of river bars."—*Engineer.*

**Trusses.**

**TRUSSES OF WOOD AND IRON.** *Practical Applications of Science in Determining the Stresses, Breaking Weights, Safe Loads, Scantlings, and Details of Construction, with Complete Working Drawings.* By WILLIAM GRIFFITHS, Surveyor, Assistant Master, Tranmere School of Science and Art. Oblong 8vo, 4s. 6d. cloth.

"This handy little book enters so minutely into every detail connected with the construction of roof trusses, that no student need be ignorant of these matters."—*Practical Engineer.*

**Railway Working.**

**SAFE RAILWAY WORKING.** *A Treatise on Railway Accidents: Their Cause and Prevention; with a Description of Modern Appliances and Systems.* By CLEMENT E. STRETTON, C.E., Vice-President and Consulting Engineer, Amalgamated Society of Railway Servants. With Illustrations and Coloured Plates, crown 8vo, 4s. 6d. strongly bound.

"A book for the engineer, the directors, the managers; and, in short, all who wish for information on railway matters will find a perfect encyclopædia in 'Safe Railway Working.'"—*Railway Review.*

"We commend the remarks on railway signalling to all railway managers, especially where a uniform code and practice is advocated."—*Herepath's Railway Journal.*

"The author may be congratulated on having collected, in a very convenient form, much valuable information on the principal questions affecting the safe working of railways."—*Railway Engineer.*

**Field-Book for Engineers.**

**THE ENGINEER'S, MINING SURVEYOR'S, AND CONTRACTOR'S FIELD-BOOK.** Consisting of a Series of Tables, with Rules, Explanations of Systems, and use of Theodolite for Traverse Surveying and Plotting the Work with minute accuracy by means of Straight Edge and Set Square only; Levelling with the Theodolite, Casting-out and Reducing Levels to Datum, and Plotting Sections in the ordinary manner; setting-out Curves with the Theodolite by Tangential Angles and Multiples, with Right and Left-hand Readings of the Instrument: Setting-out Curves without Theodolite, on the System of Tangential Angles by sets of Tangents and Off-sets: and Earthwork Tables to 80 feet deep, calculated for every 6 inches in depth. By W. DAVIS HASKOLL, C.E. With numerous Woodcuts. Fourth Edition, Enlarged. Crown 8vo, 12s. cloth.

"The book is very handy; the separate tables of sines and tangents to every minute will make it useful for many other purposes, the genuine traverse tables existing all the same."—*Athenæum.*

"Every person engaged in engineering field operations will estimate the importance of such a work and the amount of valuable time which will be saved by reference to a set of reliable tables prepared with the accuracy and fulness of those given in this volume."—*Railway News.*

**Earthwork, Measurement of.**

**A MANUAL ON EARTHWORK.** By ALEX. J. S. GRAHAM, C.E. With numerous Diagrams. 18mo, 2s. 6d. cloth.

"A great amount of practical information, very admirably arranged, and available for rough estimates, as well as for the more exact calculations required in the engineer's and contractor's offices."—*Artisan.*

**Strains in Ironwork.**

**THE STRAINS ON STRUCTURES OF IRONWORK;** with Practical Remarks on Iron Construction. By F. W. SHEILDS, M.Inst.C.E. Second Edition, with 5 Plates. Royal 8vo, 5s. cloth.

"The student cannot find a better little book on this subject."—*Engineer.*

**Cast Iron and other Metals, Strength of.**

**A PRACTICAL ESSAY ON THE STRENGTH OF CAST IRON AND OTHER METALS.** By THOMAS TREDGOLD, C.E. Fifth Edition, including HODGKINSON'S Experimental Researches. 8vo, 12s. cloth.



## ARCHITECTURE, BUILDING, etc.

### Construction.

*THE SCIENCE OF BUILDING: An Elementary Treatise on the Principles of Construction.* By E. WYNDHAM TARN, M.A., Architect. Second Edition, Revised, with 58 Engravings. Crown 8vo, 7s. 6d. cloth.

"A very valuable book, which we strongly recommend to all students."—*Builder*.

"No architectural student should be without this handbook of constructional knowledge."—*Architect*.

### Villa Architecture.

*A HANDY BOOK OF VILLA ARCHITECTURE: Being a Series of Designs for Villa Residences in various Styles.* With Outline Specifications and Estimates. By C. WICKES, Architect, Author of "The Spires and Towers of England," &c. 61 Plates, 4to, £1 11s. 6d. half-morocco, gilt edges.

"The whole of the designs bear evidence of their being the work of an artistic architect, and they will prove very valuable and suggestive."—*Building News*.

### Text-Book for Architects.

*THE ARCHITECT'S GUIDE: Being a Text-Book of Useful Information for Architects, Engineers, Surveyors, Contractors, Clerks of Works, &c. &c.* By FREDERICK ROGERS, Architect, Author of "Specifications for Practical Architecture," &c. Second Edition, Revised and Enlarged. With numerous Illustrations. Crown 8vo, 6s. cloth.

"As a text-book of useful information for architects, engineers, surveyors, &c., it would be hard to find a handier or more complete little volume."—*Standard*.

"A young architect could hardly have a better guide-book."—*Timber Trades Journal*.

### Taylor and Cresy's Rome.

*THE ARCHITECTURAL ANTIQUITIES OF ROME.* By the late G. L. TAYLOR, Esq., F.R.I.B.A., and EDWARD CRESY, Esq. New Edition, thoroughly Revised by the Rev. ALEXANDER TAYLOR, M.A. (son of the late G. L. Taylor, Esq.), Fellow of Queen's College, Oxford, and Chaplain of Gray's Inn. Large folio, with 130 Plates, half-bound, £3 3s.

*N.B.*—This is the only book which gives on a large scale, and with the precision of architectural measurement, the principal Monuments of Ancient Rome in plan, elevation, and detail.

"Taylor and Cresy's work has from its first publication been ranked among those professional books which cannot be bettered. . . . It would be difficult to find examples of drawings, even among those of the most painstaking students of Gothic, more thoroughly worked out than are the one hundred and thirty plates in this volume."—*Architect*.

### Architectural Drawing.

*PRACTICAL RULES ON DRAWING, for the Operative Builder and Young Student in Architecture.* By GEORGE PYNE. With 14 Plates, 4to, 7s. 6d. boards.

### Civil Architecture.

*THE DECORATIVE PART OF CIVIL ARCHITECTURE.* By Sir WILLIAM CHAMBERS, F.R.S. With Illustrations, Notes, and an Examination of Grecian Architecture, by JOSEPH GWILT, F.S.A. Edited by W. H. LEEDS. 66 Plates, 4to, 21s. cloth.

### House Building and Repairing.

*THE HOUSE-OWNER'S ESTIMATOR; or, What will it Cost to Build, Alter, or Repair? A Price Book adapted to the Use of Unprofessional People, as well as for the Architectural Surveyor and Builder.* By JAMES D. SIMON, A.R.I.B.A. Edited and Revised by FRANCIS T. W. MILLER, A.R.I.B.A. With numerous Illustrations. Fourth Edition, Revised. Crown 8vo, 3s. 6d. cloth. [Just published.]

"In two years it will repay its cost a hundred times over"—*Field*.

"A very handy book."—*English Mechanic*.



**Designing, Measuring, and Valuing.**

**THE STUDENT'S GUIDE to the PRACTICE of MEASURING AND VALUING ARTIFICERS' WORKS.** Containing Directions for taking Dimensions, Abstracting the same, and bringing the Quantities into Bill, with Tables of Constants for Valuation of Labour, and for the Calculation of Areas and Solidities. Originally edited by EDWARD DOBSON, Architect. Revised, with considerable Additions on Mensuration and Construction, and a New Chapter on Dilapidations, Repairs, and Contracts, by E. WYNDHAM TARN, M.A. Sixth Edition, including a Complete Form of a Bill of Quantities. With 8 Plates and 63 Woodcuts. Crown 8vo, 7s. 6d. clo [Just published.

"Well fulfils the promise of its title-page, and we can thoroughly recommend it to the class for whose use it has been compiled. Mr. Tarn's additions and revisions have much increased the usefulness of the work, and have especially augmented its value to students."—*Engineering*.

"This edition will be found the most complete treatise on the principles of measuring and valuing artificers' work that has yet been published."—*Building News*.

**Pocket Estimator and Technical Guide.**

**THE POCKET TECHNICAL GUIDE, MEASURER AND ESTIMATOR FOR BUILDERS AND SURVEYORS.** Containing Technical Directions for Measuring Work in all the Building Trades, with a Treatise on the Measurement of Timber and Complete Specifications for Houses, Roads, and Drains, and an easy Method of Estimating the various parts of a Building collectively. By A. C. BEATON, Author of "Quantities and Measurements," &c. Fifth Edition, carefully Revised and Priced according to the Present Value of Materials and Labour, with 53 Woodcuts, leather, waistcoat-pocket size, 1s. 6d. gilt edges. [Just published.

"No builder, architect, surveyor, or valuer should be without his 'Beaton.'"—*Building News*.

"Contains an extraordinary amount of information in daily requisition in measuring and estimating. Its presence in the pocket will save valuable time and trouble."—*Building World*.

**Donaldson on Specifications.**

**THE HANDBOOK OF SPECIFICATIONS;** or, Practical Guide to the Architect, Engineer, Surveyor, and Builder, in drawing up Specifications and Contracts for Works and Constructions. Illustrated by Precedents of Buildings actually executed by eminent Architects and Engineers. By Professor T. L. DONALDSON, P.R.I.B.A., &c. New Edition, in One large Vol., 8vo, with upwards of 1,000 pages of Text, and 33 Plates, £1 11s. 5d. cloth

"In this work forty-four specifications of executed works are given, including the specifications for parts of the new Houses of Parliament, by Sir Charles Barry, and for the new Royal Exchange, by Mr. Tite, M.P. The latter, in particular, is a very complete and remarkable document. It embodies, to a great extent, as Mr. Donaldson mentions, 'the bill of quantities with the description of the works.' . . . It is valuable as a record, and more valuable still as a book of precedents. . . . Suffice it to say that Donaldson's 'Handbook of Specifications' must be bought by all architects."—*Builder*.

**Bartholomew and Rogers' Specifications.**

**SPECIFICATIONS FOR PRACTICAL ARCHITECTURE.**

A Guide to the Architect, Engineer, Surveyor, and Builder. With an Essay on the Structure and Science of Modern Buildings. Upon the Basis of the Work by ALFRED BARTHOLOMEW, thoroughly Revised, Corrected, and greatly added to by FREDERICK ROGERS, Architect. Second Edition, Revised, with Additions. With numerous Illustrations, medium 8vo, 15s. cloth.

"The collection of specifications prepared by Mr. Rogers on the basis of Bartholomew's work is too well known to need any recommendation from us. It is one of the books with which every young architect must be equipped; for time has shown that the specifications cannot be set aside through any defect in them."—*Architect*.

"Good forms for specifications are of considerable value, and it was an excellent idea to compile a work on the subject upon the basis of the late Alfred Bartholomew's valuable work. The second edition of Mr. Rogers's book is evidence of the want of a book dealing with modern requirements and materials."—*Building News*.

**Building; Civil and Ecclesiastical.**

**A BOOK ON BUILDING, Civil and Ecclesiastical,** including Church Restoration; with the Theory of Domes and the Great Pyramid, &c. By Sir EDMUND BECKETT, Bart., LL.D., F.R.A.S., Author of "Clocks and Watches, and Bells," &c. Second Edition, Enlarged. Fcap. 8vo, 5s. cloth.

"A book which is always amusing and nearly always instructive. The style throughout is in the highest degree condensed and epigrammatic."—*Times*.



### **Geometry for the Architect, Engineer, etc.**

**PRACTICAL GEOMETRY, for the Architect, Engineer and Mechanic.** Giving Rules for the Delineation and Application of various Geometrical Lines, Figures and Curves. By E. W. TARN, M.A., Architect, Author of "The Science of Building," &c. Second Edition. With Appendices on Diagrams of Strains and Isometrical Projection. With 172 Illustrations, demy 8vo, 9s. cloth.

"No book with the same objects in view has ever been published in which the clearness of the rules laid down and the illustrative diagrams have been so satisfactory."—*Scotsman*.

"This is a manual for the practical man, whether architect, engineer, or mechanic. . . . The object of the author being to avoid all abstruse formulæ or complicated methods, and to enable persons with but a moderate knowledge of geometry to work out the problems required."—*English Mechanic*.

### **The Science of Geometry.**

**THE GEOMETRY OF COMPASSES; or, Problems Resolved by the mere Description of Circles, and the use of Coloured Diagrams and Symbols.** By OLIVER BYRNE. Coloured Plates. Crown 8vo, 3s. 6d. cloth.

"The treatise is a good one, and remarkable—like all Mr. Byrne's contributions to the science of geometry—for the lucid character of its teaching."—*Building News*.

## **DECORATIVE ARTS, etc.**

### **Woods and Marbles (Imitation of).**

**SCHOOL OF PAINTING FOR THE IMITATION OF WOODS AND MARBLES,** as Taught and Practised by A. R. VAN DER BURG and P. VAN DER BURG, Directors of the Rotterdam Painting Institution. Royal folio, 18½ by 12½ in., Illustrated with 24 full-size Coloured Plates; also 12 plain Plates, comprising 154 Figures. Second and Cheaper Edition. Price £1 11s. 6d.

#### *List of Plates.*

1. Various Tools required for Wood Painting—2, 3. Walnut: Preliminary Stages of Graining and Finished Specimen—4. Tools used for Marble Painting and Method of Manipulation—5, 6. St. Remi Marble: Earlier Operations and Finished Specimen—7. Methods of Sketching different Grains, Knots, &c.—8, 9. Ash: Preliminary Stages and Finished Specimen—10. Methods of Sketching Marble Grains—11, 12. Breche Marble: Preliminary Stages of Working and Finished Specimen—13. Maple: Methods of Producing the different Grains—14, 15. Bird's-eye Maple: Preliminary Stages and Finished Specimen—16. Methods of Sketching the different Species of White Marble—17, 18. White Marble: Preliminary Stages of Process and

Finished Specimen—19. Mahogany: Specimens of various Grains and Methods of Manipulation—20, 21. Mahogany: Earlier Stages and Finished Specimen—22, 23, 24. Sienna Marble: Varieties of Grain, Preliminary Stages and Finished Specimen—25, 26, 27. Juniper Wood: Methods of producing Grain, &c.: Preliminary Stages and Finished Specimen—28, 29, 30. Vert de Mer Marble: Varieties of Grain and Methods of Working Unfinished and Finished Specimens—31, 32, 33. Oak: Varieties of Grain, Tools Employed, and Methods of Manipulation, Preliminary Stages and Finished Specimen—34, 35, 36. Walsort Marble: Varieties of Grain, Unfinished and Finished Specimens.

#### **\*\* OPINIONS OF THE PRESS.**

"Those who desire to attain skill in the art of painting woods and marbles will find advantage in consulting this book. . . . Some of the Working Men's Clubs should give their young men the opportunity to study it."—*Builder*.

"A comprehensive guide to the art. The explanations of the processes, the manipulation and management of the colours, and the beautifully executed plates will not be the least valuable to the student who aims at making his work a faithful transcript of nature."—*Building News*.

"Students and novices are fortunate who are able to become the possessors of so noble a work."—*Architect*.

### **House Decoration.**

**ELEMENTARY DECORATION.** A Guide to the Simpler Forms of Everyday Art, as applied to the Interior and Exterior Decoration of Dwelling Houses, &c. By JAMES W. FACEY, Jun. With 68 Cuts. 12mo, 2s. cloth limp.

"As a technical guide-book to the decorative painter it will be found reliable."—*Building News*.

**PRACTICAL HOUSE DECORATION: A Guide to the Art of Ornamental Painting, the Arrangement of Colours in Apartments, and the principles of Decorative Design.** With some Remarks upon the Nature and Properties of Pigments. By JAMES WILLIAM FACEY, Author of "Elementary Decoration," &c. With numerous Illustrations. 12mo, 2s. 6d. cloth limp.

*N.B.*—The above Two Works together in One Vol., strongly half-bound, 5s.



**Colour.**

**A GRAMMAR OF COLOURING.** Applied to Decorative Painting and the Arts. By GEORGE FIELD. New Edition, Revised, Enlarged, and adapted to the use of the Ornamental Painter and Designer. By ELLIS A. DAVIDSON. With New Coloured Diagrams and Engravings. 12mo, 3s. 6d. cloth boards.

"The book is a most useful *resume* of the properties of pigments."—*Builder*.

**House Painting, Graining, etc.**

**HOUSE PAINTING, GRAINING, MARBLING, AND SIGN WRITING,** A Practical Manual of. By ELLIS A. DAVIDSON. Fifth Edition. With Coloured Plates and Wood Engravings. 12mo, 6s. cloth boards.

"A mass of information, of use to the amateur and of value to the practical man."—*English Mechanic*.

"Simply invaluable to the youngster entering upon this particular calling, and highly serviceable to the man who is practising it."—*Furniture Gazette*.

**Decorators, Receipts for.**

**THE DECORATOR'S ASSISTANT:** A Modern Guide to Decorative Artists and Amateurs, Painters, Writers, Gilders, &c. Containing upwards of 600 Receipts, Rules and Instructions; with a variety of Information for General Work connected with every Class of Interior and Exterior Decorations, &c. Third Edition, Revised. 152 pp., crown 8vo, 1s. in wrapper.

"Full of receipts of value to decorators, painters, gilders, &c. The book contains the gist of larger treatises on colour and technical processes. It would be difficult to meet with a work so full of varied information on the painter's art."—*Building News*.

"We recommend the work to all who, whether for pleasure or profit, require a guide to decoration."—*Plumber and Decorator*.

**Moyr Smith on Interior Decoration.**

**ORNAMENTAL INTERIORS, ANCIENT AND MODERN.** By J. MOYR SMITH. Super-royal 8vo, with 32 full-page Plates and numerous smaller Illustrations, handsomely bound in cloth, gilt top, price 18s.

In "ORNAMENTAL INTERIORS" the designs of more than thirty artist-decorators and architects of high standing have been illustrated. The book may therefore fairly claim to give a good general view of the works of the modern school of decoration, besides giving characteristic examples of earlier decorative arrangements.

"ORNAMENTAL INTERIORS" gives a short account of the styles of Interior Decoration as practised by the Ancients in Egypt, Greece, Assyria, Rome and Byzantium. This part is illustrated by characteristic designs.

**\*\* OPINIONS OF THE PRESS.**

"The book is well illustrated and handsomely got up, and contains some true criticism and a good many good examples of decorative treatment."—*The Builder*.

"Well fitted for the dilettante, amateur, and professional designer."—*Decoration*.

"This is the most elaborate, and beautiful work on the artistic decoration of interiors that we have seen. . . . The scrolls, panels and other designs from the author's own pen are very beautiful and chaste; but he takes care that the designs of other men shall figure even more than his own."—*Liverpool Albion*.

"To all who take an interest in elaborate domestic ornament this handsome volume will be welcome."—*Graphic*.

"Mr. Moyr Smith deserves the thanks of art workers for having placed within their reach a book that seems eminently adapted to afford, by example and precept, that guidance of which most craftsmen stand in need."—*Furniture Gazette*.

**British and Foreign Marbles.**

**MARBLE DECORATION and the Terminology of British and Foreign Marbles.** A Handbook for Students. By GEORGE H. BLAGROVE, Author of "Shoring and its Application," &c. With 28 Illustrations. Crown 8vo, 3s. 6d. cloth.

"This most useful and much wanted handbook should be in the hands of every architect and builder."—*Building World*.

"It is an excellent manual for students, and interesting to artistic readers generally."—*Saturday Review*.

"A carefully and usefully written treatise; the work is essentially practical."—*Scotsman*.

**Marble Working, etc.**

**MARBLE AND MARBLE WORKERS:** A Handbook for Architects, Artists, Masons and Students. By ARTHUR LEE, Author of "A Visit to Carrara," "The Working of Marble," &c. Small crown 8vo, 2s. cloth.

"A really valuable addition to the technical literature of architects and masons."—*Building News*.



**DELAMOTTE'S WORKS ON ILLUMINATION AND ALPHABETS.**

**A PRIMER OF THE ART OF ILLUMINATION**, for the Use of *Beginners*: with a Rudimentary Treatise on the Art, Practical Directions for its exercise, and Examples taken from Illuminated MSS., printed in Gold and Colours. By F. DELAMOTTE. New and Cheaper Edition. Small 4to, 6s. ornamental boards.

"The examples of ancient MSS. recommended to the student, which, with much good sense, the author chooses from collections accessible to all, are selected with judgment and knowledge, as well as taste."—*Athenæum*.

**ORNAMENTAL ALPHABETS**, *Ancient and Mediæval, from the Eighth Century, with Numerals*; including Gothic, Church-Text, large and small, German, Italian, Arabesque, Initials for Illumination, Monograms, Crosses, &c. &c., for the use of Architectural and Engineering Draughtsmen, Missal Painters, Masons, Decorative Painters, Lithographers, Engravers, Carvers, &c. &c. Collected and Engraved by F. DELAMOTTE, and printed in Colours. New and Cheaper Edition. Royal 8vo, oblong, 2s. 6d. ornamental boards.

"For those who insert enamelled sentences round gilded chalices, who blazon shop legends over shop-doors, who letter church walls with pithy sentences from the Decalogue, this book will be useful."—*Athenæum*.

**EXAMPLES OF MODERN ALPHABETS**, *Plain and Ornamental*; including German, Old English, Saxon, Italic, Perspective, Greek, Hebrew, Court Hand, Engrossing, Tuscan, Riband, Gothic, Rustic, and Arabesque; with several Original Designs, and an Analysis of the Roman and Old English Alphabets, large and small, and Numerals, for the use of Draughtsmen, Surveyors, Masons, Decorative Painters, Lithographers, Engravers, Carvers, &c. Collected and Engraved by F. DELAMOTTE, and printed in Colours. New and Cheaper Edition. Royal 8vo, oblong, 2s. 6d. ornamental boards.

"There is comprised in it every possible shape into which the letters of the alphabet and numerals can be formed, and the talent which has been expended in the conception of the various plain and ornamental letters is wonderful."—*Standard*.

**MEDIÆVAL ALPHABETS AND INITIALS FOR ILLUMINATORS**. By G. DELAMOTTE. Containing 21 Plates and Illuminated Title, printed in Gold and Colours. With an Introduction by J. WILLIS BROOKS. Fourth and Cheaper Edition. Small 4to, 4s. ornamental boards.

"A volume in which the letters of the alphabet come forth glorified in gilding and all the colours of the prism interwoven and intertwined and intermingled."—*Sun*.

**THE EMBROIDERER'S BOOK OF DESIGN**. Containing Initials, Emblems, Cyphers, Monograms, Ornamental Borders, Ecclesiastical Devices, Mediæval and Modern Alphabets, and National Emblems. Collected by F. DELAMOTTE, and printed in Colours. Oblong royal 8vo, 1s. 6d. ornamental wrapper.

"The book will be of great assistance to ladies and young children who are endowed with the art of plying the needle in this most ornamental and useful pretty work."—*East Anglian Times*.

**Wood Carving.**

**INSTRUCTIONS IN WOOD-CARVING**, for *Amateurs*; with Hints on Design. By A LADY. With Ten large Plates, 2s. 6d. in emblematic wrapper.

"The handicraft of the wood-carver, so well as a book can impart it, may be learnt from 'A Lady's' publication."—*Athenæum*.

"The directions given are plain and easily understood."—*English Mechanic*.

**Glass Painting.**

**GLASS STAINING AND THE ART OF PAINTING ON GLASS**. From the German of Dr. GESSERT and EMANUEL OTTO FROMBERG. With an Appendix on THE ART OF ENAMELLING. 12mo, 2s. 6d. cloth limp.

**Letter Painting.**

**THE ART OF LETTER PAINTING MADE EASY**. By JAMES GREIG BADENOCH. With 12 full-page Engravings of Examples, 1s. 6d. cloth limp.

"The system is a simple one, but quite original, and well worth the careful attention of letter painters. It can be easily mastered and remembered."—*Building News*.



## CARPENTRY, TIMBER, etc.

### *Tredgold's Carpentry, Enlarged by Tarn.*

#### THE ELEMENTARY PRINCIPLES OF CARPENTRY.

A Treatise on the Pressure and Equilibrium of Timber Framing, the Resistance of Timber, and the Construction of Floors, Arches, Bridges, Roofs, Uniting Iron and Stone with Timber, &c. To which is added an Essay on the Nature and Properties of Timber, &c., with Descriptions of the kinds of Wood used in Building; also numerous Tables of the Scantlings of Timber for different purposes, the Specific Gravities of Materials, &c. By THOMAS TREDGOLD, C.E. With an Appendix of Specimens of Various Roofs of Iron and Stone, Illustrated. Seventh Edition, thoroughly revised and considerably enlarged by E. WYNDHAM TARN, M.A., Author of "The Science of Building," &c. With 61 Plates, Portrait of the Author, and several Woodcuts. In one large vol., 4to, price £1 5s. cloth.

"Ought to be in every architect's and every builder's library."—*Builder*.

"A work whose monumental excellence must commend it wherever skilful carpentry is concerned. The author's principles are rather confirmed than impaired by time. The additional plates are of great intrinsic value."—*Building News*.

### *Woodworking Machinery.*

WOODWORKING MACHINERY: *Its Rise, Progress, and Construction.* With Hints on the Management of Saw Mills and the Economical Conversion of Timber. Illustrated with Examples of Recent Designs by leading English, French, and American Engineers. By M. POWIS BALE, A.M.Inst.C.E., M.I.M.E. Large crown 8vo, 12s. 6d. cloth.

"Mr. Bale is evidently an expert on the subject and he has collected so much information that his book is all-sufficient for builders and others engaged in the conversion of timber."—*Architect*.

"The most comprehensive compendium of wood-working machinery we have seen. The author is a thorough master of his subject."—*Building News*.

"The appearance of this book at the present time will, we should think, give a considerable impetus to the onward march of the machinist engaged in the designing and manufacture of wood-working machines. It should be in the office of every wood-working factory."—*English Mechanic*.

### *Saw Mills.*

SAW MILLS: *Their Arrangement and Management, and the Economical Conversion of Timber.* (A Companion Volume to "Woodworking Machinery.") By M. POWIS BALE. With numerous Illustrations. Crown 8vo, 10s. 6d. cloth.

"The administration of a large sawing establishment is discussed, and the subject examined from a financial standpoint. Hence the size, shape, order, and disposition of saw-mills and the like are gone into in detail, and the course of the timber is traced from its reception to its delivery in its converted state. We could not desire a more complete or practical treatise."—*Builder*.

"We highly recommend Mr. Bale's work to the attention and perusal of all those who are engaged in the art of wood conversion, or who are about building or remodelling saw-mills on improved principles."—*Building News*.

### *Carpentering.*

THE CARPENTER'S NEW GUIDE; or, Book of Lines for Carpenters; comprising all the Elementary Principles essential for acquiring a knowledge of Carpentry. Founded on the late PETER NICHOLSON'S Standard Work. A New Edition, Revised by ARTHUR ASHPITEL, F.S.A. Together with Practical Rules on Drawing, by GEORGE PYNE. With 74 Plates, 4to, £1 1s. cloth.

### *Handrailing.*

A PRACTICAL TREATISE ON HANDRAILING: Showing New and Simple Methods for Finding the Pitch of the Plank, Drawing the Moulds, Bevelling, Jointing-up, and Squaring the Wreath. By GEORGE COLLINGS. Illustrated with Plates and Diagrams. 12mo, 1s. 6d. cloth limp.

"Will be found of practical utility in the execution of this difficult branch of joinery."—*Builder*.

"Almost every difficult phase of this somewhat intricate branch of joinery is elucidated by the aid of plates and explanatory letterpress."—*Furniture Gazette*.

### *Circular Work.*

CIRCULAR WORK IN CARPENTRY AND JOINERY: A Practical Treatise on Circular Work of Single and Double Curvature. By GEORGE COLLINGS, Author of "A Practical Treatise on Handrailing." Illustrated with numerous Diagrams. 12mo, 2s. 6d. cloth limp.

"An excellent example of what a book of this kind should be. Cheap in price, clear in definition and practical in the examples selected."—*Builder*.



### **Timber Merchant's Companion.**

**THE TIMBER MERCHANT'S AND BUILDER'S COMPANION.** Containing New and Copious Tables of the Reduced Weight and Measurement of Deals and Battens, of all sizes, from One to a Thousand Pieces, and the relative Price that each size bears per Lineal Foot to any given Price per Petersburg Standard Hundred; the Price per Cube Foot of Square Timber to any given Price per Load of 50 Feet; the proportionate Value of Deals and Battens by the Standard, to Square Timber by the Load of 50 Feet; the readiest mode of ascertaining the Price of Scantling per Lineal Foot of any size, to any given Figure per Cube Foot, &c. &c. By WILLIAM DOWSING. Fourth Edition, Revised and Corrected. Cr. 8vo, 3s. cl.

"Everything is as concise and clear as it can possibly be made. There can be no doubt that every timber merchant and builder ought to possess it."—*Hull Advertiser*.

"We are glad to see a fourth edition of these admirable tables, which for correctness and simplicity of arrangement leave nothing to be desired."—*Timber Trades Journal*.

"An exceedingly well-arranged, clear, and concise manual of tables for the use of all who buy or sell timber."—*Journal of Forestry*.

### **Practical Timber Merchant.**

**THE PRACTICAL TIMBER MERCHANT.** Being a Guide for the use of Building Contractors, Surveyors, Builders, &c., comprising useful Tables for all purposes connected with the Timber Trade, Marks of Wood, Essay on the Strength of Timber, Remarks on the Growth of Timber, &c. By W. RICHARDSON. Fcap. 8vo, 3s. 6d. cloth.

"Contains much valuable information for the use of timber merchants, builders, foresters, and all others connected with the growth, sale, and manufacture of timber."—*Journal of Forestry*.

### **Timber Freight Book.**

**THE TIMBER MERCHANT'S, SAW MILLER'S, AND IMPORTER'S FREIGHT BOOK AND ASSISTANT.** Comprising Rules, Tables, and Memoranda relating to the Timber Trade. By WILLIAM RICHARDSON, Timber Broker; together with a Chapter on "SPEEDS OF SAW MILL MACHINERY," by M. POWIS BALE, M.I.M.E., &c. 12mo, 3s. 6d. cl. boards.

"A very useful manual of rules, tables, and memoranda relating to the timber trade. We recommend it as a compendium of calculation to all timber measurers and merchants, and as supplying a real want in the trade."—*Building News*.

### **Packing-Case Makers, Tables for.**

**PACKING-CASE TABLES;** showing the number of Superficial Feet in Boxes or Packing-Cases, from six inches square and upwards. By W. RICHARDSON, Timber Broker. Second Edition. Oblong 4to, 3s. 6d. cl.

"Invaluable labour-saving tables."—*Ironmonger*.

"Will save much labour and calculation."—*Grocer*.

### **Superficial Measurement.**

**THE TRADESMAN'S GUIDE TO SUPERFICIAL MEASUREMENT.** Tables calculated from 1 to 200 inches in length, by 1 to 108 inches in breadth. For the use of Architects, Surveyors, Engineers, Timber Merchants, Builders, &c. By JAMES HAWKINGS. Third Edition. Fcap., 3s. 6d. cloth.

"A useful collection of tables to facilitate rapid calculation of surfaces. The exact area of any surface of which the limits have been ascertained can be instantly determined. The book will be found of the greatest utility to all engaged in building operations."—*Scotsman*.

"These tables will be found of great assistance to all who require to make calculations in superficial measurement."—*English Mechanic*.

### **Forestry.**

**THE ELEMENTS OF FORESTRY.** Designed to afford Information concerning the Planting and Care of Forest Trees for Ornament or Profit, with Suggestions upon the Creation and Care of Woodlands. By F. B. HOUGH. Large crown 8vo, 10s. cloth.

### **Timber Importer's Guide.**

**THE TIMBER IMPORTER'S, TIMBER MERCHANT'S AND BUILDER'S STANDARD GUIDE.** By RICHARD E. GRANDY. Comprising an Analysis of Deal Standards, Home and Foreign with Comparative Values and Tabular Arrangements for fixing Nett Landed Cost on Baltic and North American Deals, including all intermediate Expenses, Freight, Insurance, &c. &c. Together with copious Information for the Retailer and Builder. Third Edition, Revised. 12mo, 2s. cloth limp.

"Everything it pretends to be: built up gradually, it leads one from a forest to a treenail, and throws in, as a makeweight, a host of material concerning bricks, columns, cisterns, &c."—*English Mechanic*.



**MARINE ENGINEERING, NAVIGATION, etc.****Chain Cables.**

**CHAIN CABLES AND CHAINS.** Comprising Sizes and Curves of Links, Studs, &c., Iron for Cables and Chains, Chain Cable and Chain Making, Forming and Welding Links, Strength of Cables and Chains, Certificates for Cables, Marking Cables, Prices of Chain Cables and Chains, Historical Notes, Acts of Parliament, Statutory Tests, Charges for Testing, List of Manufacturers of Cables, &c. &c. By THOMAS W. TRAILL, F.E.R.N., M. Inst. C.E., Engineer Surveyor in Chief, Board of Trade, Inspector of Chain Cable and Anchor Proving Establishments, and General Superintendent, Lloyd's Committee on Proving Establishments. With numerous Tables, Illustrations and Lithographic Drawings. Folio, £2 2s. cloth.

"It contains a vast amount of valuable information. Nothing seems to be wanting to make it a complete and standard work of reference on the subject."—*Nautical Magazine*.

**Marine Engineering.**

**MARINE ENGINES AND STEAM VESSELS (A Treatise on).** By ROBERT MURRAY, C.E. Eighth Edition, thoroughly Revised, with considerable Additions by the Author and by GEORGE CARLISLE, C.E., Senior Surveyor to the Board of Trade at Liverpool. 12mo, 5s. cloth boards.

"Well adapted to give the young steamship engineer or marine engine and boiler maker a general introduction into his practical work."—*Mechanical World*.

"We feel sure that this thoroughly revised edition will continue to be as popular in the future as it has been in the past, as for its size, it contains more useful information than any similar treatise."—*Industries*.

"The information given is both sound and sensible, and well qualified to direct young seagoing hands on the straight road to the extra chief's certificate."—*Glasgow Herald*.

"An indispensable manual for the student of marine engineering."—*Liverpool Mercury*.

**Pocket-Book for Naval Architects and Shipbuilders.**

**THE NAVAL ARCHITECT'S AND SHIPBUILDER'S POCKET-BOOK of Formulæ, Rules, and Tables, and MARINE ENGINEER'S AND SURVEYOR'S Handy Book of Reference.** By CLEMENT MACKROW, Member of the Institution of Naval Architects, Naval Draughtsman. Third Edition, Revised. With numerous Diagrams, &c. Fcap., 12s. 6d. leather.

"Should be used by all who are engaged in the construction or design of vessels. . . . Will be found to contain the most useful tables and formulæ required by shipbuilders, carefully collected from the best authorities, and put together in a popular and simple form."—*Engineer*.

"The professional shipbuilder has now, in a convenient and accessible form, reliable data for solving many of the numerous problems that present themselves in the course of his work."—*Iron*.

"There is scarcely a subject on which a naval architect or shipbuilder can require to refresh his memory which will not be found within the covers of Mr. Mackrow's book."—*English Mechanic*.

**Pocket-Book for Marine Engineers.**

**A POCKET-BOOK OF USEFUL TABLES AND FORMULÆ FOR MARINE ENGINEERS.** By FRANK PROCTOR, A.I.N.A. Third Edition. Royal 32mo, leather, gilt edges, with strap, 4s.

"We recommend it to our readers as going far to supply a long-felt want."—*Naval Science*.

"A most useful companion to all marine engineers."—*United Service Gazette*.

**Introduction to Marine Engineering.**

**ELEMENTARY ENGINEERING: A Manual for Young Marine Engineers and Apprentices.** In the Form of Questions and Answers on Metals, Alloys, Strength of Materials, Construction and Management of Marine Engines, &c. &c. With an Appendix of Useful Tables. By J. S. BREWER, Government Marine Surveyor, Hongkong. Small crown 8vo, 2s. 6d. cloth. [Just published.]

"Contains much valuable information for the class for whom it is intended, especially in the chapters on the management of boilers and engines."—*Nautical Magazine*.

"A useful introduction to the more elaborate text books."—*Scotsman*.

"To a student who has the requisite desire and resolve to attain a thorough knowledge, Mr. Brewer offers decidedly useful help."—*Athenæum*.

**Navigation.**

**PRACTICAL NAVIGATION.** Consisting of THE SAILOR'S SEA-BOOK, by JAMES GREENWOOD and W. H. ROSSER; together with the requisite Mathematical and Nautical Tables for the Working of the Problems. By HENRY LAW, C.E., and Professor J. R. YOUNG. Illustrated. 12mo, 7s. strongly half-bound.



## MINING AND MINING INDUSTRIES.

### *Metalliferous Mining.*

**BRITISH MINING: A Treatise on the History, Discovery, Practical Development, and Future Prospects of Metalliferous Mines in the United Kingdom.** By ROBERT HUNT, F.R.S., Keeper of Mining Records; Editor of "Ure's Dictionary of Arts, Manufactures, and Mines," &c. Upwards of 950 pp., with 230 Illustrations. Second Edition, Revised. Super-royal 8vo, £2 2s. cloth.

"One of the most valuable works of reference of modern times. Mr. Hunt, as keeper of mining records of the United Kingdom, has had opportunities for such a task not enjoyed by anyone else, and has evidently made the most of them. . . . The language and style adopted are good, and the treatment of the various subjects laborious, conscientious, and scientific."—*Engineering*.

"The book is, in fact, a treasure-house of statistical information on mining subjects, and we know of no other work embodying so great a mass of matter of this kind. Were this the only merit of Mr. Hunt's volume, it would be sufficient to render it indispensable in the library of everyone interested in the development of the mining and metallurgical industries of the country."—*Athenæum*.

"A mass of information not elsewhere available, and of the greatest value to those who may be interested in our great mineral industries."—*Engineer*.

"A sound, business-like collection of interesting facts. . . . The amount of information Mr. Hunt has brought together is enormous. . . . The volume appears likely to convey more instruction upon the subject than any work hitherto published."—*Mining Journal*.

"The work will be for the mining industry what Dr. Percy's celebrated treatise has been for the metallurgical—a book that cannot with advantage be omitted from the library."—*Iron and Coal Trades Review*.

"The volume is massive and exhaustive, and the high intellectual powers and patient, persistent application which characterise the author have evidently been brought into play in its production. Its contents are invaluable."—*Colliery Guardian*.

### *Coal and Iron.*

**THE COAL AND IRON INDUSTRIES OF THE UNITED KINGDOM.** Comprising a Description of the Coal Fields, with Returns of their Produce and its Distribution, and Analyses of Special Varieties. Also an Account of the occurrence of Iron Ores in Veins or Seams; Analyses of each Variety; and a History of the Rise and Progress of Pig Iron Manufacture since the year 1740. By RICHARD MEADE, Assistant Keeper of Mining Records. With Maps of the Coal Fields and Ironstone Deposits of the United Kingdom. 8vo, £1 8s. cloth.

"The book is one which must find a place on the shelves of all interested in coal and iron production, and in the iron, steel, and other metallurgical industries."—*Engineer*.

"Of this book we may unreservedly say that it is the best of its class which we have ever met. . . . A book of reference which no one engaged in the iron or coal trades should omit from his library."—*Iron and Coal Trades Review*.

"An exhaustive treatise and a valuable work of reference."—*Mining Journal*.

### *Prospecting for Gold and other Metals.*

**THE PROSPECTOR'S HANDBOOK: A Guide for the Prospector and Traveller in Search of Metal-Bearing or other Valuable Minerals.** By J. W. ANDERSON, M.A. (Camb.), F.R.G.S., Author of "Fiji and New Caledonia." Fourth Edition, thoroughly Revised and Enlarged. Small crown 8vo, 3s. 6d. cloth. [Just published.]

"Will supply a much felt want, especially among Colonists, whose way are so often thrown many mineralogical specimens the value of which it is difficult for anyone, not a specialist, to determine. The author has placed his instructions before his readers in the plainest possible terms, and his book is the best of its kind."—*Engineer*.

"How to find commercial minerals, and how to identify them when they are found, are the leading points to which attention is directed. The author has managed to pack as much practical detail into his pages as would supply material for a book three times its size."—*Mining Journal*.

"Those toilers who explore the trodden or untrodden tracks on the face of the globe will find much that is useful to them in this book."—*Athenæum*.

### *Mining Notes and Formulæ.*

**NOTES AND FORMULÆ FOR MINING STUDENTS.** By JOHN HERMAN MERIVALE, M.A., Certificated Colliery Manager, Professor of Mining in the Durham College of Science, Newcastle-upon-Tyne. Second Edition, carefully Revised. Small crown 8vo, cloth, price 2s. 6d.

"Invaluable to anyone who is working up for an examination on mining subjects."—*Coal and Iron Trades Review*.

"The author has done his work in an exceedingly creditable manner, and has produced a book that will be of service to students, and those who are practically engaged in mining operations."—*Engineer*

"A vast amount of technical matter of the utmost value to mining engineers, and of considerable interest to students."—*Schoolmaster*.



**Gold, Metallurgy of.**

**THE METALLURGY OF GOLD: A Practical Treatise on the Metallurgical Treatment of Gold-bearing Ores.** Including the Processes of Concentration and Chlorination, and the Assaying, Melting and Refining of Gold. By M. EISSLER, Mining Engineer and Metallurgical Chemist, formerly Assistant Assayer of the U. S. Mint, San Francisco. Second Edition, Revised and much Enlarged. With 132 Illustrations. Crown 8vo, 9s. cloth.

[Just published.

"This book thoroughly deserves its title of a 'Practical Treatise.' The whole process of gold milling, from the breaking of the quartz to the assay of the bullion, is described in clear and orderly narrative and with much, but not too much, fulness of detail."—*Saturday Review*.

"The work is a storehouse of information and valuable data, and we strongly recommend it to all professional men engaged in the gold-mining industry."—*Mining Journal*.

"Anyone who wishes to have an intelligent acquaintance with the characteristics of gold and gold ores, the methods of extracting the metal, concentrating and chlorinating it, and further on of refining and assaying it, will find all he wants in Mr. Eissler's book."—*Financial News*.

**Silver, Metallurgy of.**

**THE METALLURGY OF SILVER: A Practical Treatise on the Amalgamation, Roasting and Lixiviation of Silver Ores.** Including the Assaying, Melting and Refining of Silver Bullion. By M. EISSLER, Author of "The Metallurgy of Gold." With 124 Illustrations. Crown 8vo, 10s. 6d. cloth.

[Just published.

"A practical treatise, and a technical work which we are convinced will supply a long-felt want amongst practical men, and at the same time be of value to students and others indirectly connected with the industries."—*Mining Journal*.

"From first to last the book is thoroughly sound and reliable."—*Colliery Guardian*.

"For chemists, practical miners, assayers and investors alike, we do not know of any work on the subject so handy and yet so comprehensive."—*Glasgow Herald*.

**Mineral Surveying and Valuing.**

**THE MINERAL SURVEYOR AND VALUER'S COMPLETE GUIDE, comprising a Treatise on Improved Mining Surveying and the Valuation of Mining Properties, with New Traverse Tables.** By WM. LINTERN, Mining and Civil Engineer. Third Edition, with an Appendix on "Magnetic and Angular Surveying." With Four Plates. 12mo, 4s. cloth.

"An enormous fund of information of great value."—*Mining Journal*.

"Mr. Lintern's book forms a valuable and thoroughly trustworthy guide."—*Iron and Coal Trades Review*.

"This new edition must be of the highest value to colliery surveyors, proprietors and managers."—*Colliery Guardian*.

**Metalliferous Minerals and Mining.**

**TREATISE ON METALLIFEROUS MINERALS AND MINING.** By D. C. DAVIES, F.G.S., Mining Engineer, &c., Author of "A Treatise on Slate and Slate Quarrying." Illustrated with numerous Wood Engravings. Fourth Edition, carefully Revised. Crown 8vo, 12s. 6d. cloth.

"Neither the practical miner nor the general reader interested in mines can have a better book for his companion and his guide."—*Mining Journal*.

"The volume is one which no student of mineralogy should be without."—*Colliery Guardian*.

"A book that will not only be useful to the geologist, the practical miner, and the metallurgist, but also very interesting to the general public."—*Iron*.

"As a history of the present state of mining throughout the world this book has a real value, and it supplies an actual want, for no such information has hitherto been brought together within such limited space."—*Athenaeum*.

**Earthy Minerals and Mining.**

**TREATISE ON EARTHY AND OTHER MINERALS AND MINING.** By D. C. DAVIES, F.G.S. Uniform with, and forming a Companion Volume to, the same Author's "Metalliferous Minerals and Mining." With 76 Wood Engravings. Second Edition. Crown 8vo, 12s. 6d. cloth.

"It is essentially a practical work, intended primarily for the use of practical men. . . . We do not remember to have met with any English work on mining matters that contains the same amount of information packed in equally convenient form."—*Academy*.

"The book is clearly the result of many years' careful work and thought, and we should be inclined to rank it as among the very best of the handy technical and trades manuals which have recently appeared."—*British Quarterly Review*.

"The volume contains a great mass of practical information carefully methodised and presented in a very intelligible shape."—*Scotsman*.

"The subject matter of the volume will be found of high value by all—and they are a numerous class—who trade in earthy minerals."—*Athenaeum*.



### **Underground Pumping Machinery.**

**MINE DRAINAGE.** Being a Complete and Practical Treatise on Direct-Acting Underground Steam Pumping Machinery, with a Description of a large number of the best known Engines, their General Utility and the Special Sphere of their Action, the Mode of their Application, and their merits compared with other forms of Pumping Machinery. By STEPHEN MICHELL. 8vo, 15s. cloth.

"Will be highly esteemed by colliery owners and lessees, mining engineers, and students generally who require to be acquainted with the best means of securing the drainage of mines. It is a most valuable work, and stands almost alone in the literature of steam pumping machinery."—*Colliery Guardian*.

"Much valuable information is given, so that the book is thoroughly worthy of an extensive circulation amongst practical men and purchasers of machinery."—*Mining Journal*.

### **Mining Tools.**

**A MANUAL OF MINING TOOLS.** For the Use of Mine Managers, Agents, Students, &c. By WILLIAM MORGANS, Lecturer on Practical Mining at the Bristol School of Mines. 12mo, 2s. 6d. cloth limp.

**ATLAS OF ENGRAVINGS** to Illustrate the above, containing 235 Illustrations of Mining Tools, drawn to scale. 4to, 4s. 6d. cloth.

"Students in the science of mining, and overmen, captains, managers, and viewers may gain practical knowledge and useful hints by the study of Mr. Morgans' manual."—*Colliery Guardian*.

"A valuable work, which will tend materially to improve our mining literature."—*Mining Journal*.

### **Coal Mining.**

**COAL AND COAL MINING: A Rudimentary Treatise on.** By Sir WARINGTON W. SMYTH, M.A., F.R.S., &c., Chief Inspector of the Mines of the Crown. New Edition, Revised and Corrected. With numerous Illustrations. 12mo, 4s. cloth boards.

"As an outline is given of every known coal-field in this and other countries, as well as of the principal methods of working, the book will doubtless interest a very large number of readers."—*Mining Journal*.

### **Granite Quarrying.**

**GRANITES AND OUR GRANITE INDUSTRIES.** By GEORGE F. HARRIS, F.G.S., Membre de la Société Belge de Géologie, Lecturer on Economic Geology at the Birkbeck Institution, &c. With Illustrations. Crown 8vo, 2s. 6d. cloth.

"A clearly and well-written manual for persons engaged or interested in the granite industry."—*Scotsman*.

"An interesting work, which will be deservedly esteemed. We advise the author to write again."—*Colliery Guardian*.

"An exceedingly interesting and valuable monograph, on a subject which has hitherto received unaccountably little attention in the shape of systematic literary treatment."—*Scottish Leader*.

---

## **NATURAL AND APPLIED SCIENCE.**

### **Text Book of Electricity.**

**THE STUDENT'S TEXT-BOOK OF ELECTRICITY.** By HENRY M. NOAD, Ph.D., F.R.S., F.C.S. New Edition, carefully Revised. With an Introduction and Additional Chapters, by W. H. PREECE, M.I.C.E., Vice-President of the Society of Telegraph Engineers, &c. With 470 Illustrations. Crown 8vo, 12s. 6d. cloth.

"The original plan of this book has been carefully adhered to so as to make it a reflex of the existing state of electrical science, adapted for students. . . . Discovery seems to have progressed with marvellous strides; nevertheless it has now apparently ceased, and practical applications have commenced their career; and it is to give a faithful account of these that this fresh edition of Dr. Noad's valuable text-book is launched forth."—*Extract from Introduction by W. H. Preece, Esq.*

"We can recommend Dr. Noad's book for clear style, great range of subject, a good index and a plethora of woodcuts. Such collections as the present are indispensable."—*Athenæum*.

"An admirable text book for every student—beginner or advanced—of electricity."—*Engineering*.

### **Electricity.**

**A MANUAL OF ELECTRICITY: Including Galvanism, Magnetism, Dia-Magnetism, Electro-Dynamics, Magneto-Electricity, and the Electric Telegraph.** By HENRY M. NOAD, Ph.D., F.R.S., F.C.S. Fourth Edition. With 500 Woodcuts. 8vo, £1 4s. cloth.

"It is worthy of a place in the library of every public institution."—*Mining Journal*.



**Electric Light.**

**ELECTRIC LIGHT : Its Production and Use.** Embodying Plain Directions for the Treatment of Voltaic Batteries, Electric Lamps, and Dynamo-Electric Machines. By J. W. URQUHART, C.E., Author of "Electroplating: A Practical Handbook." Edited by F. C. WEBB, M.I.C.E., M.S.T.E. Second Edition, Revised, with large Additions and 128 Illusts. 7s. 6d. cloth.

"The book is by far the best that we have yet met with on the subject."—*Athenæum*.

"It is the only work at present available which gives, in language intelligible for the most part to the ordinary reader, a general but concise history of the means which have been adopted up to the present time in producing the electric light."—*Metropolitan*.

"The book contains a general account of the means adopted in producing the electric light, not only as obtained from voltaic or galvanic batteries, but treats at length of the dynamo-electric machine in several of its forms."—*Colliery Guardian*.

**Electric Lighting.**

**THE ELEMENTARY PRINCIPLES OF ELECTRIC LIGHTING.** By ALAN A. CAMPBELL SWINTON, Associate I.E.E. Second Edition, Enlarged and Revised. With 16 Illustrations. Crown 8vo, 1s. 6d. cloth.

"Anyone who desires a short and thoroughly clear exposition of the elementary principles of electric-lighting cannot do better than read this little work."—*Bradford Observer*.

**Dr. Lardner's School Handbooks.**

**NATURAL PHILOSOPHY FOR SCHOOLS.** By Dr. LARDNER. 328 Illustrations. Sixth Edition. One Vol., 3s. 6d. cloth.

"A very convenient class-book for junior students in private schools. It is intended to convey, in clear and precise terms, general notions of all the principal divisions of Physical Science."—*British Quarterly Review*.

**ANIMAL PHYSIOLOGY FOR SCHOOLS.** By Dr. LARDNER. With 190 Illustrations. Second Edition. One Vol., 3s. 6d. cloth.

"Clearly written, well arranged, and excellently illustrated."—*Gardener's Chronicle*.

**Dr. Lardner's Electric Telegraph.**

**THE ELECTRIC TELEGRAPH.** By Dr. LARDNER. Revised and Re-written by E. B. BRIGHT, F.R.A.S. 140 Illustrations. Small 8vo, 2s. 6d. cloth.

"One of the most readable books extant on the Electric Telegraph."—*English Mechanic*.

**Astronomy.**

**ASTRONOMY.** By the late Rev. ROBERT MAIN, M.A., F.R.S., formerly Radcliffe Observer at Oxford. Third Edition, Revised and Corrected to the present time, by WILLIAM THYNNE LYNN, B.A., F.R.A.S., formerly of the Royal Observatory, Greenwich. 12mo, 2s. cloth limp.

"A sound and simple treatise, very carefully edited, and a capital book for beginners."—*Knowledge*.

"Accurately brought down to the requirements of the present time by Mr. Lynn."—*Educational Times*.

**The Blowpipe.**

**THE BLOWPIPE IN CHEMISTRY, MINERALOGY, AND GEOLOGY.** Containing all known Methods of Anhydrous Analysis, many Working Examples, and Instructions for Making Apparatus. By Lieut.-Colonel W. A. ROSS, R.A., F.G.S. With 120 Illustrations. Second Edition, Revised and Enlarged. Crown 8vo, 5s. cloth. [Just published.]

"The student who goes conscientiously through the course of experimentation here laid down will gain a better insight into inorganic chemistry and mineralogy than if he had 'got up' any of the best text-books of the day, and passed any number of examinations in their contents."—*Chemical News*.

**The Military Sciences.**

**AIDE-MEMOIRE TO THE MILITARY SCIENCES.** Framed from Contributions of Officers and others connected with the different Services. Originally edited by a Committee of the Corps of Royal Engineers. Second Edition, most carefully Revised by an Officer of the Corps, with many Additions; containing nearly 350 Engravings and many hundred Woodcuts. Three Vols., royal 8vo, extra cloth boards, and lettered, £4 10s.

"A compendious encyclopædia of military knowledge, to which we are greatly indebted."—*Edinburgh Review*.

"The most comprehensive book of reference to the military and collateral sciences."—*Volunteer Service Gazette*.

**Field Fortification.**

**A TREATISE ON FIELD FORTIFICATION, THE ATTACK OF FORTRESSES, MILITARY MINING, AND RECONNOITRING.** By Colonel I. S. MACAULAY, late Professor of Fortification in the R.M.A., Woolwich. Sixth Edition, crown 8vo, cloth, with separate Atlas of 12 Plates, 12s.



### Temperaments.

**OUR TEMPERAMENTS, THEIR STUDY AND THEIR TEACHING.** *A Popular Outline.* By ALEXANDER STEWART, F.R.C.S. Edin. In one large 8vo volume, with 30 Illustrations, including A Selection from Lodge's "Historical Portraits," showing the Chief Forms of Faces. Price 15s. cloth, gilt top.

"The book is exceedingly interesting, even for those who are not systematic students of anthropology. . . . To those who think the proper study of mankind is man, it will be full of attraction."—*Daily Telegraph.*

"The author's object is to enable a student to read a man's temperament in his aspect. The work is well adapted to its end. It is worthy of the attention of students of human nature."—*Scotsman.*

"The volume is heavy to hold, but light to read. Though the author has treated his subject exhaustively, he writes in a popular and pleasant manner that renders it attractive to the general reader."—*Punch.*

### Antiseptic Nursing.

**ANTISEPTICS: A Handbook for Nurses.** Being an Epitome of Antiseptic Treatment. With Notes on Antiseptic Substances, Disinfection, Monthly Nursing, &c. By Mrs. ANNIE HEWER, late Hospital Sister, Diplômée Obs. Soc. Lond. Crown 8vo, 1s. 6d. cloth. [Just published.]

"This excellent little work . . . is very readable and contains much information. We can strongly recommend it to those who are undergoing training at the various hospitals, and also to those who are engaged in the practice of nursing, as they cannot fail to obtain practical hints from its perusal."—*Lancet.*

"The student or the busy practitioner would do well to look through its pages, offering as they do a suggestive and faithful picture of antiseptic methods."—*Hospital Gazette.*

"A clear, concise, and excellent little handbook."—*The Hospital.*

### Pneumatics and Acoustics.

**PNEUMATICS: including Acoustics and the Phenomena of Wind Currents,** for the Use of Beginners. By CHARLES TOMLINSON, F.R.S., F.C.S., &c. Fourth Edition, Enlarged. With numerous Illustrations. 12mo, 1s. 6d. cloth.

"Beginners in the study of this important application of science could not have a better manual."—*Scotsman.*

"A valuable and suitable text-book for students of Acoustics and the Phenomena of Wind Currents."—*Schoolmaster.*

### Conchology.

**A MANUAL OF THE MOLLUSCA: Being a Treatise on Recent and Fossil Shells.** By S. P. WOODWARD, A.L.S., F.G.S., late Assistant Palæontologist in the British Museum. Fifth Edition. With an Appendix on *Recent and Fossil Conchological Discoveries*, by RALPH TATE, A.L.S., F.G.S. Illustrated by A. N. WATERHOUSE and JOSEPH WILSON LOWRY. With 23 Plates and upwards of 300 Woodcuts. Crown 8vo, 7s. 6d. cloth boards.

"A most valuable storehouse of conchological and geological information."—*Science Gossip.*

### Geology.

**RUDIMENTARY TREATISE ON GEOLOGY, PHYSICAL AND HISTORICAL.** Consisting of "Physical Geology," which sets forth the leading Principles of the Science; and "Historical Geology," which treats of the Mineral and Organic Conditions of the Earth at each successive epoch, especial reference being made to the British Series of Rocks. By RALPH TATE, A.L.S., F.G.S., &c., &c. With 250 Illustrations. 12mo, 5s. cloth boards.

"The fulness of the matter has elevated the book into a manual. Its information is exhaustive and well arranged."—*School Board Chronicle.*

### Geology and Genesis.

**THE TWIN RECORDS OF CREATION; or, Geology and Genesis: their Perfect Harmony and Wonderful Concord.** By GEORGE W. VICTOR LE VAUX. Numerous Illustrations. Fcap. 8vo, 5s. cloth.

"A valuable contribution to the evidences of Revelation, and disposes very conclusively of the arguments of those who would set God's Works against God's Word. No real difficulty is shirked, and no sophistry is left unexposed."—*The Rock.*

"The remarkable peculiarity of this author is that he combines an unbounded admiration of science with an unbounded admiration of the Written record. The two impulses are balanced to a nicety; and the consequence is that difficulties, which to minds less evenly poised would be serious, find immediate solutions of the happiest kinds."—*London Review.*



## DR. LARDNER'S HANDBOOKS OF NATURAL PHILOSOPHY.

**THE HANDBOOK OF MECHANICS.** Enlarged and almost re-written by BENJAMIN LOEWY, F.R.A.S. With 378 Illustrations. Post 8vo, 6s. cloth.

"The perspicuity of the original has been retained, and chapters which had become obsolete have been replaced by others of more modern character. The explanations throughout are studiously popular, and care has been taken to show the application of the various branches of physics to the industrial arts, and to the practical business of life."—*Mining Journal*.

"Mr. Loewy has carefully revised the book, and brought it up to modern requirements."—*Nature*.

"Natural philosophy has had few exponents more able or better skilled in the art of popularising the subject than Dr. Lardner; and Mr. Loewy is doing good service in fitting this treatise, and the others of the series, for use at the present time."—*Scotsman*.

**THE HANDBOOK OF HYDROSTATICS AND PNEUMATICS.**

New Edition, Revised and Enlarged, by BENJAMIN LOEWY, F.R.A.S. With 236 Illustrations. Post 8vo, 5s. cloth.

"For those 'who desire to attain an accurate knowledge of physical science without the profound methods of mathematical investigation,' this work is not merely intended, but well adapted."—*Chemical News*.

"The volume before us has been carefully edited, augmented to nearly twice the bulk of the former edition, and all the most recent matter has been added. . . . It is a valuable text-book."—*Nature*.

"Candidates for pass examinations will find it, we think, specially suited to their requirements."—*English Mechanic*.

**THE HANDBOOK OF HEAT.** Edited and almost entirely re-written by BENJAMIN LOEWY, F.R.A.S., &c. 117 Illustrations. Post 8vo, 6s. cloth.

"The style is always clear and precise, and conveys instruction without leaving any cloudiness or lurking doubts behind."—*Engineering*.

"A most exhaustive book on the subject on which it treats, and is so arranged that it can be understood by all who desire to attain an accurate knowledge of physical science. . . . Mr. Loewy has included all the latest discoveries in the varied laws and effects of heat."—*Standard*.

"A complete and handy text-book for the use of students and general readers."—*English Mechanic*.

**THE HANDBOOK OF OPTICS.** By DIONYSIUS LARDNER, D.C.L., formerly Professor of Natural Philosophy and Astronomy in University College, London. New Edition. Edited by T. OLVER HARDING, B.A. Lond., of University College, London. With 298 Illustrations. Small 8vo, 448 pages, 5s. cloth.

"Written by one of the ablest English scientific writers, beautifully and elaborately illustrated."—*Mechanic's Magazine*.

**THE HANDBOOK OF ELECTRICITY, MAGNETISM, AND ACOUSTICS.** By Dr. LARDNER. Ninth Thousand. Edit. by GEORGE CAREY FOSTER, B.A., F.C.S. With 400 Illustrations. Small 8vo, 5s. cloth.

"The book could not have been entrusted to anyone better calculated to preserve the terse and lucid style of Lardner, while correcting his errors and bringing up his work to the present state of scientific knowledge."—*Popular Science Review*.

\* \* \* The above Five Volumes, though each is Complete in itself, form A COMPLETE COURSE OF NATURAL PHILOSOPHY.

### Dr. Lardner's Handbook of Astronomy.

**THE HANDBOOK OF ASTRONOMY.** Forming a Companion to the "Handbook of Natural Philosophy." By DIONYSIUS LARDNER, D.C.L., formerly Professor of Natural Philosophy and Astronomy in University College, London. Fourth Edition. Revised and Edited by EDWIN DUNKIN, F.R.A.S., Royal Observatory, Greenwich. With 38 Plates and upwards of 100 Woodcuts. In One Vol., small 8vo, 550 pages, 9s. 6d. cloth.

"Probably no other book contains the same amount of information in so compendious and well-arranged a form—certainly none at the price at which this is offered to the public."—*Athenæum*.

"We can do no other than pronounce this work a most valuable manual of astronomy, and we strongly recommend it to all who wish to acquire a general—but at the same time correct—acquaintance with this sublime science."—*Quarterly Journal of Science*.

"One of the most deservedly popular books on the subject. . . . We would recommend not only the student of the elementary principles of the science, but he who aims at mastering the higher and mathematical branches of astronomy, not to be without this work beside him."—*Practical Magazine*.



## DR. LARDNER'S MUSEUM OF SCIENCE AND ART.

**THE MUSEUM OF SCIENCE AND ART.** Edited by DIONYSIUS LARDNER, D.C.L., formerly Professor of Natural Philosophy and Astronomy in University College, London. With upwards of 1,200 Engravings on Wood. In 6 Double Volumes, £1 1s., in a new and elegant cloth binding; or handsomely bound in half-morocco, 31s. 6d.

*Contents:*

The Planets: Are they Inhabited Worlds?—Weather Prognostics—Popular Fallacies in Questions of Physical Science—Latitudes and Longitudes—Lunar Influences—Meteoric Stones and Shooting Stars—Railway Accidents—Light—Common Things: Air—Locomotion in the United States—Cometary Influences—Common Things: Water—The Potter's Art—Common Things: Fire—Locomotion and Transport, their Influence and Progress—The Moon—Common Things: The Earth—The Electric Telegraph—Terrestrial Heat—The Sun—Earthquakes and Volcanoes—Barometer, Safety Lamp, and Whitworth's Micrometric Apparatus—Steam—The Steam Engine—The Eye—The Atmosphere—Time—Common Things: Pumps—Common Things: Spectacles, the Kaleidoscope—Clocks and Watches—Microscopic Drawing and Engraving—Loco-

motive—Thermometer—New Planets: Leverrier and Adams's Planet—Magnitude and Minuteness—Common Things: The Almanack—Optical Images—How to observe the Heavens—Common Things: The Looking-glass—Stellar Universe—The Tides—Colour—Common Things: Man—Magnifying Glasses—Instinct and Intelligence—The Solar Microscope—The Camera Lucida—The Magic Lantern—The Camera Obscura—The Microscope—The White Ants: Their Manners and Habits—The Surface of the Earth, or First Notions of Geography—Science and Poetry—The Bee—Steam Navigation—Electro-Motive Power—Thunder, Lightning, and the Aurora Borealis—The Printing Press—The Crust of the Earth—Comets—The Stereoscope—The Pre-Adamite Earth—Eclipses—Sound.

## \*\* OPINIONS OF THE PRESS.

"This series, besides affording popular but sound instruction on scientific subjects, with which the humblest man in the country ought to be acquainted, also undertakes that teaching of 'Common Things' which every well-wisher of his kind is anxious to promote. Many thousand copies of this serviceable publication have been printed, in the belief and hope that the desire for instruction and improvement widely prevails; and we have no fear that such enlightened faith will meet with disappointment."—*Times*.

"A cheap and interesting publication, alike informing and attractive. The papers combine subjects of importance and great scientific knowledge, considerable inductive powers, and a popular style of treatment."—*Spectator*.

"The 'Museum of Science and Art' is the most valuable contribution that has ever been made to the Scientific Instruction of every class of society."—Sir DAVID BREWSTER, in the *North British Review*.

"Whether we consider the liberality and beauty of the illustrations, the charm of the writing, or the durable interest of the matter, we must express our belief that there is hardly to be found among the new books one that would be welcomed by people of so many ages and classes as a valuable present."—*Examiner*.

\*\* *Separate books formed from the above, suitable for Workmen's Libraries, Science Classes, etc.*

**Common Things Explained.** Containing Air, Earth, Fire, Water, Time, Man, the Eye, Locomotion, Colour, Clocks and Watches, &c. 233 Illustrations, cloth gilt, 5s.

**The Microscope.** Containing Optical Images, Magnifying Glasses, Origin and Description of the Microscope, Microscopic Objects, the Solar Microscope, Microscopic Drawing and Engraving, &c. 147 Illustrations, cloth gilt, 2s.

**Popular Geology.** Containing Earthquakes and Volcanoes, the Crust of the Earth, &c. 201 Illustrations, cloth gilt, 2s. 6d.

**Popular Physics.** Containing Magnitude and Minuteness, the Atmosphere, Meteoric Stones, Popular Fallacies, Weather Prognostics, the Thermometer, the Barometer, Sound, &c. 85 Illustrations, cloth gilt, 2s. 6d.

**Steam and its Uses.** Including the Steam Engine, the Locomotive, and Steam Navigation. 89 Illustrations, cloth gilt, 2s.

**Popular Astronomy.** Containing How to observe the Heavens—The Earth, Sun, Moon, Planets, Light, Comets, Eclipses, Astronomical Influences, &c. 182 Illustrations, 4s. 6d.

**The Bee and White Ants: Their Manners and Habits.** With Illustrations of Animal Instinct and Intelligence. 135 Illustrations, cloth gilt, 2s.

**The Electric Telegraph Popularized.** To render intelligible to all who can Read, irrespective of any previous Scientific Acquirements, the various forms of Telegraphy in Actual Operation. 100 Illustrations, cloth gilt, 1s. 6d.



## COUNTING-HOUSE WORK, TABLES, etc.

### *Accounts for Manufacturers.*

**FACTORY ACCOUNTS:** Their Principles and Practice. A Handbook for Accountants and Manufacturers, with Appendices on the Nomenclature of Machine Details; the Income Tax Acts; the Rating of Factories; Fire and Boiler Insurance; the Factory and Workshop Acts, &c., including also a Glossary of Terms and a large number of Specimen Rulings. By EMILE GARCKE and J. M. FELLS. Third Edition. Demy 8vo, 250 pages, price 6s. strongly bound. [Just published.]

"A very interesting description of the requirements of Factory Accounts. . . . the principle of assimilating the Factory Accounts to the general commercial books is one which we thoroughly agree with."—*Accountants' Journal*.

"Characterised by extreme thoroughness. There are few owners of Factories who would not derive great benefit from the perusal of this most admirable work."—*Local Government Chronicle*.

### *Foreign Commercial Correspondence.*

**THE FOREIGN COMMERCIAL CORRESPONDENT:** Being Aids to Commercial Correspondence in Five Languages—English, French, German, Italian and Spanish. By CONRAD E. BAKER. Second Edition, Revised. Crown 8vo, 3s. 6d. cloth. [Just published.]

"Whoever wishes to correspond in all the languages mentioned by Mr. Baker cannot do better than study this work, the materials of which are excellent and conveniently arranged. They consist not of entire specimen letters, but what are far more useful—short passages, sentences, or phrases expressing the same general idea in various forms."—*Athenæum*.

"A careful examination has convinced us that it is unusually complete, well arranged and reliable. The book is a thoroughly good one."—*Schoolmaster*.

### *Intuitive Calculations.*

**THE COMPENDIOUS CALCULATOR;** or, Easy and Concise Methods of Performing the various Arithmetical Operations required in Commercial and Business Transactions, together with Useful Tables. By DANIEL O'GORMAN. Corrected and Extended by J. R. YOUNG, formerly Professor of Mathematics at Belfast College. Twenty-seventh Edition, carefully Revised by C. NORRIS. Fcap. 8vo, 3s. 6d. strongly half-bound in leather.

"It would be difficult to exaggerate the usefulness of a book like this to everyone engaged in commerce or manufacturing industry. It is crammed full of rules and formulæ for shortening and employing calculations."—*Knowledge*.

"Supplies special and rapid methods for all kinds of calculations. Of great utility to persons engaged in any kind of commercial transactions."—*Scotsman*.

### *Modern Metrical Units and Systems.*

**MODERN METROLOGY:** A Manual of the Metrical Units and Systems of the Present Century. With an Appendix containing a proposed English System. By LOWIS D'A. JACKSON, A.M.Inst.C.E., Author of "Aid to Survey Practice," &c. Large crown 8vo, 12s. 6d. cloth.

"The author has brought together much valuable and interesting information. . . . We cannot but recommend the work to the consideration of all interested in the practical reform of our weights and measures."—*Nature*.

"For exhaustive tables of equivalent weights and measures of all sorts, and for clear demonstrations of the effects of the various systems that have been proposed or adopted, Mr. Jackson's treatise is without a rival."—*Academy*.

### *The Metric System and the British Standards.*

**A SERIES OF METRIC TABLES,** in which the British Standard Measures and Weights are compared with those of the Metric System at present in Use on the Continent. By C. H. DOWLING, C.E. 8vo, 10s. 6d. strongly bound.

"Their accuracy has been certified by Professor Airy, the Astronomer-Royal."—*Builder*.

"Mr. Dowling's Tables are well put together as a ready-reckoner for the conversion of one system into the other."—*Athenæum*.

### *Iron and Metal Trades' Calculator.*

**THE IRON AND METAL TRADES' COMPANION.** For expeditiously ascertaining the Value of any Goods bought or sold by Weight, from 1s. per cwt. to 112s. per cwt., and from one farthing per pound to one shilling per pound. Each Table extends from one pound to 100 tons. To which are appended Rules on Decimals, Square and Cube Root, Mensuration of Superficies and Solids, &c.; Tables of Weights of Materials, and other Useful Memoranda. By THOS. DOWNIE. 396 pp., 9s. Strongly bound in leather.

"A most useful set of tables, and will supply a want, for nothing like them before existed."—*Building News*.

"Although specially adapted to the iron and metal trades, the tables will be found useful in every other business in which merchandise is bought and sold by weight."—*Railway News*.



**Calculator for Numbers and Weights Combined.**

**THE NUMBER AND WEIGHT CALCULATOR.** Containing upwards of 250,000 Separate Calculations, showing at a glance the value at 421 different rates, ranging from  $\frac{1}{4}$ th of a Penny to 20s. each, or per cwt., and £20 per ton, of any number of articles consecutively, from 1 to 470.—Any number of cwts., qrs., and lbs., from 1 cwt. to 470 cwts.—Any number of tons, cwts., qrs., and lbs., from 1 to 23 $\frac{1}{2}$  tons. By WILLIAM CHADWICK, Public Accountant. Second Edition, Revised and Improved, and specially adapted for the Apportionment of Mileage Charges for Railway Traffic. 8vo, price 18s., strongly bound for Office wear and tear. [Just published.]

⚡ This comprehensive and entirely unique and original Calculator is adapted for the use of Accountants and Auditors, Railway Companies, Canal Companies, Shippers, Shipping Agents, General Carriers, etc. Ironfounders, Brassfounders, Metal Merchants, Iron Manufacturers, Ironmongers, Engineers, Machinists, Boiler Makers, Millwrights, Roofing, Bridge and Girder Makers, Colliery Proprietors, etc. Timber Merchants, Builders, Contractors, Architects, Surveyors, Auctioneers, Valuers, Brokers, Mill Owners and Manufacturers, Mill Furnishers, Merchants and General Wholesale Tradesmen.

**\* \* OPINIONS OF THE PRESS.**

The book contains the answers to questions, and not simply a set of ingenious puzzle methods of arriving at results. It is as easy of reference for any answer or any number of answers as a dictionary, and the references are even more quickly made. For making up accounts or estimates, the book must prove invaluable to all who have any considerable quantity of calculations involving price and measure in any combination to do."—*Engineer*.

"The most complete and practical ready reckoner which it has been our fortune yet to see. It is difficult to imagine a trade or occupation in which it could not be of the greatest use, either in saving human labour or in checking work. The Publishers have placed within the reach of every commercial man an invaluable and unfailing assistant."—*The Miller*.

"The most perfect work of the kind yet prepared."—*Glasgow Herald*.

**Comprehensive Weight Calculator.**

**THE WEIGHT CALCULATOR.** Being a Series of Tables upon a New and Comprehensive Plan, exhibiting at One Reference the exact Value of any Weight from 1 lb. to 15 tons, at 300 Progressive Rates, from 1d. to 168s. per cwt., and containing 186,000 Direct Answers, which, with their Combinations, consisting of a single addition (mostly to be performed at sight), will afford an aggregate of 10,266,000 Answers; the whole being calculated and designed to ensure correctness and promote despatch. By HENRY HARBEN, Accountant. Fourth Edition, carefully Corrected. Royal 8vo, strongly half-bound, £1 5s.

"A practical and useful work of reference for men of business generally; it is the best of the kind we have seen."—*Ironmonger*.

"Of priceless value to business men. It is a necessary book in all mercantile offices."—*Sheffield Independent*.

**Comprehensive Discount Guide.**

**THE DISCOUNT GUIDE.** Comprising several Series of Tables for the use of Merchants, Manufacturers, Ironmongers, and others, by which may be ascertained the exact Profit arising from any mode of using Discounts, either in the Purchase or Sale of Goods, and the method of either Altering a Rate of Discount or Advancing a Price, so as to produce, by one operation, a sum that will realise any required profit after allowing one or more Discounts: to which are added Tables of Profit or Advance from 1 $\frac{1}{2}$  to 90 per cent., Tables of Discount from 1 $\frac{1}{2}$  to 98 $\frac{1}{2}$  per cent., and Tables of Commission, &c., from  $\frac{1}{2}$  to 10 per cent. By HENRY HARBEN, Accountant, Author of "The Weight Calculator." New Edition, carefully Revised and Corrected. Demy 8vo, 544 pp. half-bound, £1 5s.

"A book such as this can only be appreciated by business men, to whom the saving of time means saving of money. We have the high authority of Professor J. R. Young that the tables throughout the work are constructed upon strictly accurate principles. The work is a model of typographical clearness, and must prove of great value to merchants, manufacturers, and general traders."—*British Trade Journal*.

**Iron Shipbuilders' and Merchants' Weight Tables.**

**IRON-PLATE WEIGHT TABLES:** For Iron Shipbuilders, Engineers and Iron Merchants. Containing the Calculated Weights of upwards of 150,000 different sizes of Iron Plates, from 1 foot by 6 in. by  $\frac{1}{4}$  in. to 10 feet by 5 feet by 1 in. Worked out on the basis of 40 lbs. to the square foot of Iron of 1 inch in thickness. Carefully compiled and thoroughly Revised by H. BURLINSON and W. H. SIMPSON. Oblong 4to, 25s. half-bound.

"This work will be found of great utility. The authors have had much practical experience of what is wanting in making estimates; and the use of the book will save much time in making elaborate calculations. —*English Mechanic*.



## INDUSTRIAL AND USEFUL ARTS.

**Soap-making.**

**THE ART OF SOAP-MAKING: A Practical Handbook of the Manufacture of Hard and Soft Soaps, Toilet Soaps, etc.** Including many New Processes, and a Chapter on the Recovery of Glycerine from Waste Leys. By ALEXANDER WATT, Author of "Electro-Metallurgy Practically Treated," &c. With numerous Illustrations. Third Edition, Revised. Crown 8vo, 7s. 6d. cloth.

"The work will prove very useful, not merely to the technological student, but to the practical soap-boiler who wishes to understand the theory of his art."—*Chemical News*.

"Really an excellent example of a technical manual, entering, as it does, thoroughly and exhaustively both into the theory and practice of soap manufacture. The book is well and honestly done, and deserves the considerable circulation with which it will doubtless meet."—*Knowledge*.

"Mr. Watt's book is a thoroughly practical treatise on an art which has almost no literature in our language. We congratulate the author on the success of his endeavour to fill a void in English technical literature."—*Nature*.

**Paper Making.**

**THE ART OF PAPER MANUFACTURE: A Practical Handbook of the Manufacture of Paper from Rags, Esparto, Wood and other Fibres.** By ALEXANDER WATT, Author of "The Art of Soap-Making," "The Art of Leather Manufacture," &c. With numerous Illustrations. Cr. 8vo. [In the press.]

**Leather Manufacture.**

**THE ART OF LEATHER MANUFACTURE.** Being a Practical Handbook, in which the Operations of Tanning, Currying, and Leather Dressing are fully Described, and the Principles of Tanning Explained, and many Recent Processes introduced; as also Methods for the Estimation of Tannin, and a Description of the Arts of Glue Boiling, Gut Dressing, &c. By ALEXANDER WATT, Author of "Soap-Making," "Electro-Metallurgy," &c. With numerous Illustrations. Second Edition. Crown 8vo, 9s. cloth.

"A sound, comprehensive treatise on tanning and its accessories. . . An eminently valuable production, which redounds to the credit of both author and publishers."—*Chemical Review*.

"This volume is technical without being tedious, comprehensive and complete without being prosy, and it bears on every page the impress of a master hand. We have never come across a better trade treatise, nor one that so thoroughly supplied an absolute want."—*Shoe and Leather Trades' Chronicle*.

**Boot and Shoe Making.**

**THE ART OF BOOT AND SHOE-MAKING.** A Practical Handbook, including Measurement, Last-Fitting, Cutting-Out, Closing and Making, with a Description of the most approved Machinery employed. By JOHN B. LENO, late Editor of *St. Crispin*, and *The Boot and Shoe-Maker*. With numerous Illustrations. Third Edition. 12mo, 2s. cloth limp.

"This excellent treatise is by far the best work ever written on the subject. A new work, embracing all modern improvements, was much wanted. This want is now satisfied. The chapter on clicking, which shows how waste may be prevented, will save fifty times the price of the book."—*Scottish Leather Trader*.

"This volume is replete with matter well worthy the perusal of boot and shoe manufacturers and experienced craftsmen, and instructive and valuable in the highest degree to all young beginners and craftsmen in the trade of which it treats."—*Leather Trades' Circular*.

**Dentistry.**

**MECHANICAL DENTISTRY: A Practical Treatise on the Construction of the various kinds of Artificial Dentures.** Comprising also Useful Formulæ, Tables and Receipts for Gold Plate, Clasps, Solders, &c. &c. By CHARLES HUNTER. Third Edition, Revised. With upwards of 100 Wood Engravings. Crown 8vo, 3s. 6d. cloth.

"The work is very practical."—*Monthly Review of Dental Surgery*.

"We can strongly recommend Mr. Hunter's treatise to all students preparing for the profession of dentistry, as well as to every mechanical dentist."—*Dublin Journal of Medical Science*.

"A work in a concise form that few could read without gaining information from."—*British Journal of Dental Science*.

**Wood Engraving.**

**A PRACTICAL MANUAL OF WOOD ENGRAVING.** With a Brief Account of the History of the Art. By WILLIAM NORMAN BROWN. With numerous Illustrations. Crown 8vo, 2s. cloth.

"The author deals with the subject in a thoroughly practical and easy series of representative lessons."—*Paper and Printing Trades Journal*.

"The book is clear and complete, and will be useful to anyone wanting to understand the first elements of the beautiful art of wood engraving."—*Graphic*.



**HANDYBOOKS FOR HANDICRAFTS. By PAUL N. HASLUCK.**

These Handybooks are written to supply Handicraftsmen with information on workshop practice, and are intended to convey, in plain language, technical knowledge of the several crafts. Workshop terms are used, and workshop practice described, the text being freely illustrated with drawings of modern tools, appliances and processes.

N.B. The following Volumes are already published, and others are in preparation.

**Metal Turning.**

**THE METAL TURNER'S HANDYBOOK.** *A Practical Manual for Workers at the Foot-Lathe:* Embracing Information on the Tools, Appliances and Processes employed in Metal Turning. By PAUL N. HASLUCK, Author of "Lathe-Work." With upwards of One Hundred Illustrations. Second Edition, Revised. Crown 8vo, 2s. cloth.

"Altogether admirably adapted to initiate students into the art of turning."—*Leicester Post.*

"Clearly and concisely written, excellent in every way, we heartily commend it to all interested in metal turning."—*Mechanical World.*

**Wood Turning.**

**THE WOOD TURNER'S HANDYBOOK.** *A Practical Manual for Workers at the Lathe:* Embracing Information on the Tools, Appliances and Processes Employed in Wood Turning. By PAUL N. HASLUCK. With upwards of One Hundred Illustrations. Crown 8vo, 2s. cloth.

"We recommend the book to young turners and amateurs. A multitude of workmen have hitherto sought in vain for a manual of this special industry."—*Mechanical World.*

**Watch Repairing.**

**THE WATCH JOBBER'S HANDYBOOK.** *A Practical Manual on Cleaning, Repairing and Adjusting.* Embracing Information on the Tools, Materials, Appliances and Processes Employed in Watchwork. By PAUL N. HASLUCK. With upwards of One Hundred Illustrations. Cr. 8vo, 2s. cloth.

"All young persons connected with the trade should acquire and study this excellent, and at the same time, inexpensive work."—*Clerkenwell Chronicle.*

**Pattern Making.**

**THE PATTERN MAKER'S HANDYBOOK.** *A Practical Manual, embracing Information on the Tools, Materials and Appliances employed in Constructing Patterns for Founders.* By PAUL N. HASLUCK. With One Hundred Illustrations. Crown 8vo, 2s. cloth.

"We commend it to all who are interested in the counsels it so ably gives."—*Colliery Guardian.*

"This handy volume contains sound information of considerable value to students and artificers."—*Hardware Trades Journal.*

**Mechanical Manipulation.**

**THE MECHANIC'S WORKSHOP HANDYBOOK.** *A Practical Manual on Mechanical Manipulation.* Embracing Information on various Handicraft Processes, with Useful Notes and Miscellaneous Memoranda. By PAUL N. HASLUCK. Crown 8vo, 2s. cloth.

"It is a book which should be found in every workshop, as it is one which will be continually referred to for a very great amount of standard information."—*Saturday Review.*

**Model Engineering.**

**THE MODEL ENGINEER'S HANDYBOOK:** *A Practical Manual on Model Steam Engines.* Embracing Information on the Tools, Materials and Processes Employed in their Construction. By PAUL N. HASLUCK. With upwards of 100 Illustrations. Crown 8vo, 2s. cloth.

"Mr. Hasluck's latest volume is of greater importance than would at first appear; and indeed he has produced a very good little book."—*Builder.*

"By carefully going through the work, amateurs may pick up an excellent notion of the construction of full-sized steam engines."—*Telegraphic Journal.*

**Clock Repairing.**

**THE CLOCK JOBBER'S HANDYBOOK:** *A Practical Manual on Cleaning, Repairing and Adjusting.* Embracing Information on the Tools, Materials, Appliances and Processes Employed in Clockwork. By PAUL N. HASLUCK. With upwards of 100 Illustrations. Cr. 8vo, 2s. cloth. [Just ready,



**Electrolysis of Gold, Silver, Copper, etc.**

**ELECTRO-DEPOSITION**: A Practical Treatise on the Electrolysis of Gold, Silver, Copper, Nickel, and other Metals and Alloys. With descriptions of Voltaic Batteries, Magneto and Dynamo-Electric Machines, Thermopiles, and of the Materials and Processes used in every Department of the Art, and several Chapters on Electro-Metallurgy. By ALEXANDER WATT, Author of "Electro-Metallurgy," &c. With numerous Illustrations. Third Edition, Revised and Enlarged. Crown 8vo, 9s. cloth.

"Eminently a book for the practical worker in electro-deposition. It contains minute and practical descriptions of methods, processes and materials as actually pursued and used in the workshop. Mr. Watt's book recommends itself to all interested in its subjects."—*Engineer*.

**Electro-Metallurgy.**

**ELECTRO-METALLURGY**; Practically Treated. By ALEXANDER WATT, Author of "Electro-Deposition," &c. Ninth Edition, including the most recent Processes. 12mo, 4s. cloth boards.

"From this book both amateur and artisan may learn everything necessary for the successful prosecution of electroplating."—*Iron*.

**Electroplating.**

**ELECTROPLATING**: A Practical Handbook on the Deposition of Copper, Silver, Nickel, Gold, Aluminium, Brass, Platinum, &c. &c. With Descriptions of the Chemicals, Materials, Batteries and Dynamo Machines used in the Art. By J. W. URQUHART, C.E., Author of "Electric Light," &c. Second Edition, Revised, with Additions. Numerous Illustrations. Crown 8vo, 5s. cloth.

"An excellent practical manual."—*Engineering*.

"This book will show any person how to become an expert in electro-deposition."—*Builder*.

"An excellent work, giving the newest information."—*Horological Journal*.

**Electrotyping.**

**ELECTROTYPING**: The Reproduction and Multiplication of Printing Surfaces and Works of Art by the Electro-deposition of Metals. By J. W. URQUHART, C.E. Crown 8vo, 5s. cloth.

"The book is thoroughly practical. The reader is, therefore, conducted through the leading laws of electricity, then through the metals used by electrotypers, the apparatus, and the depositing processes, up to the final preparation of the work."—*Art Journal*.

**Goldsmiths' Work.**

**THE GOLDSMITH'S HANDBOOK**. By GEORGE E. GEE, Jeweller, &c. Third Edition, considerably Enlarged. 12mo, 3s. 6d. cloth.

"A good, sound, technical educator, and will be generally accepted as an authority."—*Horological Journal*.

"A standard book which few will care to be without."—*Jeweller and Metalworker*.

**Silversmiths' Work.**

**THE SILVERSMITH'S HANDBOOK**. By GEORGE E. GEE, Jeweller, &c. Second Edition, Revised, with Illustrations. 12mo, 3s. 6d. cloth.

"The chief merit of the work is its practical character. . . . The workers in the trade will speedily discover its merits when they sit down to study it."—*English Mechanic*.

\*\* The above two works together, strongly half-bound, price 7s.

**Bread and Biscuit Baking.**

**THE BREAD AND BISCUIT BAKER'S AND SUGAR-BOILER'S ASSISTANT**. Including a large variety of Modern Recipes. With Remarks on the Art of Bread-making. By ROBERT WELLS, Practical Baker. Crown 8vo, 2s. cloth. [Just published.]

"A large number of wrinkles for the ordinary cook, as well as the baker."—*Saturday Review*.

"A book of instruction for learners and for daily reference in the bakehouse."—*Bakers' Times*

**Confectionery.**

**THE PASTRYCOOK AND CONFECTIONER'S GUIDE**. For Hotels, Restaurants and the Trade in general, adapted also for Family Use. By ROBERT WELLS, Author of "The Bread and Biscuit Baker's and Sugar Boiler's Assistant." Crown 8vo, 2s. cloth. [Just published.]

We cannot speak too highly of this really excellent work. In these days of keen competition our readers cannot do better than purchase this book."—*Bakers' Times*.

"Will be found as serviceable by private families as by restaurant chefs and victuallers in general."—*Miller*.

**Laundry Work.**

**A HANDBOOK OF LAUNDRY MANAGEMENT**. For Use in Steam and Hand-Power Laundries and Private Houses. By the Editor of THE LAUNDRY JOURNAL. Crown 8vo, 2s. 6d. cloth. [Just published.]



**Horology.**

*A TREATISE ON MODERN HOROLOGY, in Theory and Practice.* Translated from the French of CLAUDIUS SAUNIER, ex-Director of the School of Horology at Macon, by JULIEN TRIPPLIN, F.R.A.S., Besancon, Watch Manufacturer, and EDWARD RIGG, M.A., Assayer in the Royal Mint. With Seventy-eight Woodcuts and Twenty-two Coloured Copper Plates. Second Edition. Super-royal 8vo, £2 2s. cloth; £2 10s. half-calf.

"There is no horological work in the English language at all to be compared to this production of M. Saunier's for clearness and completeness. It is alike good as a guide for the student and as a reference for the experienced horologist and skilled workman."—*Horological Journal*.

"The latest, the most complete, and the most reliable of those literary productions to which continental watchmakers are indebted for the mechanical superiority over their English brethren—in fact, the Book of Books, is M. Saunier's 'Treatise.'"—*Watchmaker, Jeweller and Silversmith*.

**Watchmaking.**

*THE WATCHMAKER'S HANDBOOK.* Translated from the French of CLAUDIUS SAUNIER, and considerably Enlarged by JULIEN TRIPPLIN, F.R.A.S., Vice-President of the Horological Institute, and EDWARD RIGG, M.A., Assayer in the Royal Mint. With Numerous Woodcuts and Fourteen Copper Plates. Second Edition, Revised. With Appendix. Cr. 8vo, 9s. cloth.

"Each part is truly a treatise in itself. The arrangement is good and the language is clear and concise. It is an admirable guide for the young watchmaker."—*Engineering*.

"It is impossible to speak too highly of its excellence. It fulfils every requirement in a handbook intended for the use of a workman. Should be found in every workshop."—*Watch and Clockmaker*.

**CHEMICAL MANUFACTURES & COMMERCE.*****Alkali Trade, Manufacture of Sulphuric Acid, etc.***

*A MANUAL OF THE ALKALI TRADE,* including the Manufacture of Sulphuric Acid, Sulphate of Soda, and Bleaching Powder. By JOHN LOMAS, Alkali Manufacturer, Newcastle-upon-Tyne and London. With 232 Illustrations and Working Drawings, and containing 390 pages of Text. Second Edition, with Additions. Super-royal 8vo, £1 10s. cloth.

"This book is written by a manufacturer for manufacturers. The working details of the most approved forms of apparatus are given, and these are accompanied by no less than 232 wood engravings, all of which may be used for the purposes of construction. Every step in the manufacture is very fully described in this manual, and each improvement explained."—*Athenæum*.

"We find here not merely a sound and luminous explanation of the chemical principles of the trade, but a notice of numerous matters which have a most important bearing on the successful conduct of alkali works, but which are generally overlooked by even experienced technological authors."—*Chemical Review*.

**Brewing.**

*A HANDBOOK FOR YOUNG BREWERS.* By HERBERT EDWARDS WRIGHT, B.A. Crown 8vo, 3s. 6d. cloth.

"This little volume, containing such a large amount of good sense in so small a compass, ought to recommend itself to every brewery pupil, and many who have passed that stage."—*Brewers' Guardian*.

"The book is very clearly written, and the author has successfully brought his scientific knowledge to bear upon the various processes and details of brewing."—*Brewer*.

**Commercial Chemical Analysis.**

*THE COMMERCIAL HANDBOOK OF CHEMICAL ANALYSIS;* or, Practical Instructions for the determination of the Intrinsic or Commercial Value of Substances used in Manufactures, in Trades, and in the Arts. By A. NORMANDY, Editor of Rose's "Treatise on Chemical Analysis." New Edition, to a great extent Re-written by HENRY M. NOAD, Ph.D., F.R.S. With numerous Illustrations. Crown 8vo, 12s. 6d. cloth.

"We strongly recommend this book to our readers as a guide, alike indispensable to the housewife as to the pharmaceutical practitioner."—*Medical Times*.

"Essential to the analysts appointed under the new Act. The most recent results are given, and the work is well edited and carefully written."—*Nature*.

**Explosives.**

*A HANDBOOK OF MODERN EXPLOSIVES.* Being a Practical Treatise on the Manufacture and Application of Dynamite, Gun-Cotton, Nitro-Glycerine, and other Explosive Compounds. By M. EISSLER, Mining Engineer, Author of "The Metallurgy of Gold," "The Metallurgy of Silver," &c. With about 100 Illustrations. Crown 8vo. [In the press.]



### **Dye-Wares and Colours.**

**THE MANUAL OF COLOURS AND DYE-WARES:** *Their Properties, Applications, Valuation, Impurities, and Sophistications.* For the use of Dyers, Printers, Drysalters, Brokers, &c. By J. W. SLATER. Second Edition, Revised and greatly Enlarged. Crown 8vo, 7s. 6d. cloth.

"A complete encyclopædia of the *materia tinctoria*. The information given respecting each article is full and precise, and the methods of determining the value of articles such as these, so liable to sophistication, are given with clearness, and are practical as well as valuable."—*Chemist and Druggist*.

"There is no other work which covers precisely the same ground. To students preparing for examinations in dyeing and printing it will prove exceedingly useful."—*Chemical News*.

### **Pigments.**

**THE ARTIST'S MANUAL OF PIGMENTS.** Showing their Composition, Conditions of Permanency, Non-Permanency, and Adulterations; Effects in Combination with Each Other and with Vehicles; and the most Reliable Tests of Purity. Together with the Science and Arts Department's Examination Questions on Painting. By H. C. STANDAGE. Second Edition, Revised. Small crown 8vo, 2s. 6d. cloth.

"This work is indeed *multum-in-parvo*, and we can, with good conscience, recommend it to all who come in contact with pigments, whether as makers, dealers or users."—*Chemical Review*.

"This manual cannot fail to be a very valuable aid to all painters who wish their work to endure and be of a sound character; it is complete and comprehensive."—*Spectator*.

"The author supplies a great deal of very valuable information and memoranda as to the chemical qualities and artistic effect of the principal pigments used by painters."—*Builder*.

### **Gauging. Tables and Rules for Revenue Officers, Brewers, etc.**

**A POCKET BOOK OF MENSURATION AND GAUGING:** Containing Tables, Rules and Memoranda for Revenue Officers, Brewers, Spirit Merchants, &c. By J. B. MANT (Inland Revenue). Oblong 18mo, 4s. leather, with elastic band.

"This handy and useful book is adapted to the requirements of the Inland Revenue Department, and will be a favourite book of reference. The range of subjects is comprehensive, and the arrangement simple and clear."—*Civilian*.

"A most useful book. It should be in the hands of every practical brewer."—*Brewers' Journal*.

## **AGRICULTURE, FARMING, GARDENING, etc.**

### **Agricultural Facts and Figures.**

**NOTE-BOOK OF AGRICULTURAL FACTS AND FIGURES FOR FARMERS AND FARM STUDENTS.** By PRIMROSE McCONNELL, Fellow of the Highland and Agricultural Society; late Professor of Agriculture, Glasgow Veterinary College. Third Edition. Royal 32mo, full roan, gilt edges, with elastic band, 4s.

"The most complete and comprehensive Note-book for Farmers and Farm Students that we have seen. It literally teems with information, and we can cordially recommend it to all connected with agriculture."—*North British Agriculturist*.

### **Youatt and Burn's Complete Grazier.**

**THE COMPLETE GRAZIER, and FARMER'S and CATTLE-BREEDER'S ASSISTANT.** A Compendium of Husbandry; especially in the departments connected with the Breeding, Rearing, Feeding, and General Management of Stock; the Management of the Dairy, &c. With Directions for the Culture and Management of Grass Land, of Grain and Root Crops, the Arrangement of Farm Offices, the use of Implements and Machines, and on Draining, Irrigation, Warping, &c.; and the Application and Relative Value of Manures. By WILLIAM YOUATT, Esq., V.S. Twelfth Edition, Enlarged by ROBERT SCOTT BURN, Author of "Outlines of Modern Farming," "Systematic Small Farming," &c. One large 8vo volume, 860 pp., with 244 Illustrations, £1 1s. half-bound.

"The standard and text-book with the farmer and grazier."—*Farmer's Magazine*.

"A treatise which will remain a standard work on the subject as long as British agriculture endures."—*Mark Lane Express* (First Notice).

"The book deals with all departments of agriculture, and contains an immense amount of valuable information. It is, in fact, an encyclopædia of agriculture put into readable form, and it is the only work equally comprehensive brought down to present date. It is excellently printed on thick paper, and strongly bound, and deserves a place in the library of every agriculturist."—*Mark Lane Express* (Second Notice).

"This esteemed work is well worthy of a place in the libraries of agriculturists."—*North British Agriculturist*.



### **Flour Manufacture, Milling, etc.**

**FLOUR MANUFACTURE:** A Treatise on Milling Science and Practice. By FRIEDRICH KICK, Imperial Regierungsrath, Professor of Mechanical Technology in the Imperial German Polytechnic Institute, Prague. Translated from the Second Enlarged and Revised Edition with Supplement. By H. H. P. POWLES, A.M.I.C.E. Nearly 400 pp. Illustrated with 28 Folding Plates, and 167 Woodcuts. Royal 8vo, 25s. cloth.

"This valuable work is, and will remain, the standard authority on the science of milling. . . . The miller who has read and digested this work will have laid the foundation, so to speak, of a successful career; he will have acquired a number of general principles which he can proceed to apply. In this handsome volume we at last have the accepted text-book of modern milling in good, sound English, which has little, if any, trace of the German idiom."—*The Miller*.

"The appearance of this celebrated work in English is very opportune, and British millers will, we are sure, not be slow in availing themselves of its pages."—*Millers' Gazette*.

### **Small Farming.**

**SYSTEMATIC SMALL FARMING; or, The Lessons of my Farm.** Being an Introduction to Modern Farm Practice for Small Farmers. By ROBERT SCOTT BURN, Author of "Outlines of Modern Farming." With numerous Illustrations, crown 8vo, 6s. cloth.

"This is the completest book of its class we have seen, and one which every amateur farmer will read with pleasure and accept as a guide."—*Field*.

"The volume contains a vast amount of useful information. No branch of farming is left untouched, from the labour to be done to the results achieved. It may be safely recommended to all who think they will be in paradise when they buy or rent a three-acre farm."—*Glasgow Herald*.

### **Modern Farming.**

**OUTLINES OF MODERN FARMING.** By R. SCOTT BURN. Soils, Manures, and Crops—Farming and Farming Economy—Cattle, Sheep, and Horses—Management of Dairy, Pigs and Poultry—Utilisation of Town-Sewage, Irrigation, &c. Sixth Edition. In One Vol., 1,250 pp., half-bound, profusely Illustrated, 12s.

The aim of the author has been to make his work at once comprehensive and trustworthy, and in this aim he has succeeded to a degree which entitles him to much credit."—*Morning Advertiser*. "No farmer should be without this book."—*Banbury Guardian*.

### **Agricultural Engineering.**

**FARM ENGINEERING, THE COMPLETE TEXT-BOOK OF.** Comprising Draining and Embanking; Irrigation and Water Supply; Farm Roads, Fences, and Gates; Farm Buildings, their Arrangement and Construction, with Plans and Estimates; Barn Implements and Machines; Field Implements and Machines; Agricultural Surveying, Levelling, &c. By Prof. JOHN SCOTT, Professor of Agriculture at the Royal Agricultural College, Cirencester, &c. In One Vol., 1,150 pages, half-bound, 600 Illustrations, 12s.

"Written with great care, as well as with knowledge and ability. The author has done his work well; we have found him a very trustworthy guide wherever we have tested his statements. The volume will be of great value to agricultural students."—*Mark Lane Express*.

"For a young agriculturist we know of no handy volume so likely to be more usefully studied."—*Bell's Weekly Messenger*.

### **English Agriculture.**

**THE FIELDS OF GREAT BRITAIN:** A Text-Book of Agriculture, adapted to the Syllabus of the Science and Art Department. For Elementary and Advanced Students. By HUGH CLEMENTS (Board of Trade). Second Edition, Revised and Enlarged. 18mo, 2s. 6d. cloth.

"A most comprehensive volume, giving a mass of information."—*Agricultural Economist*.

"It is a long time since we have seen a book which has pleased us more, or which contains such a vast and useful fund of knowledge."—*Educational Times*.

### **New Pocket Book for Farmers.**

**TABLES, MEMORANDA, AND CALCULATED RESULTS** for Farmers, Graziers, Agricultural Students, Surveyors, Land Agents Auctioneers, etc. With a New System of Farm Book-keeping. Selected and Arranged by SIDNEY FRANCIS. Second Edition, Revised. 272 pp., waist-coat-pocket size, 1s. 6d., limp leather. [Just published.]

"Weighing less than 1 oz., and occupying no more space than a match box, it contains a mass of facts and calculations which has never before, in such handy form, been obtainable. Every operation on the farm is dealt with. The work may be taken as thoroughly accurate, having been revised by Dr. Fream. We cordially recommend it."—*Bell's Weekly Messenger*.

"A marvellous little book. . . . The agriculturist who possesses himself of it will not be disappointed with his investment."—*The Farm*.



**Farm and Estate Book-keeping.**

**BOOK-KEEPING FOR FARMERS & ESTATE OWNERS.**

A Practical Treatise, presenting, in Three Plans, a System adapted to all Classes of Farms. By JOHNSON M. WOODMAN, Chartered Accountant. Second Edition, Revised. Crown 8vo, 3s. 6d. cloth boards; or 2s. 6d. cloth limp.

"The volume is a capital study of a most important subject."—*Agricultural Gazette*.

"Will be found of great assistance by those who intend to commence a system of book-keeping, the author's examples being clear and explicit, and his explanations, while full and accurate, being to a large extent free from technicalities."—*Live Stock Journal*.

**Farm Account Book.**

**WOODMAN'S YEARLY FARM ACCOUNT BOOK.** Giving a Weekly Labour Account and Diary, and showing the Income and Expenditure under each Department of Crops, Live Stock, Dairy, &c. &c. With Valuation, Profit and Loss Account, and Balance Sheet at the end of the Year, and an Appendix of Forms. Ruled and Headed for Entering a Complete Record of the Farming Operations. By JOHNSON M. WOODMAN, Chartered Accountant, Author of "Book-keeping for Farmers." Folio, 7s. 6d. half bound.

"Contains every requisite form for keeping farm accounts readily and accurately."—*Agri- [culture]*

**Early Fruits, Flowers and Vegetables.**

**THE FORCING GARDEN;** or, How to Grow Early Fruits, Flowers, and Vegetables. With Plans and Estimates for Building Glass-houses, Pits and Frames. Containing also Original Plans for Double Glazing, a New Method of Growing the Gooseberry under Glass, &c. &c., and on Ventilation, &c. With Illustrations. By SAMUEL WOOD. Crown 8vo, 3s. 6d. cloth.

"A good book, and fairly fills a place that was in some degree vacant. The book is written with great care, and contains a great deal of valuable teaching."—*Gardeners' Magazine*.

"Mr. Wood's book is an original and exhaustive answer to the question 'How to Grow Early Fruits, Flowers and Vegetables?'"—*Land and Water*.

**Good Gardening.**

**A PLAIN GUIDE TO GOOD GARDENING;** or, How to Grow Vegetables, Fruits, and Flowers. With Practical Notes on Soils, Manures, Seeds, Planting, Laying-out of Gardens and Grounds, &c. By S. WOOD. Third Edition, with considerable Additions, &c., and numerous Illustrations. Crown 8vo, 5s. cloth.

"A very good book, and one to be highly recommended as a practical guide. The practical directions are excellent."—*Athenæum*.

"May be recommended to young gardeners, cottagers and amateurs, for the plain and trustworthy information it gives on common matters too often neglected."—*Gardeners' Chronicle*.

**Gainful Gardening.**

**MULTUM-IN-PARVO GARDENING;** or, How to make One Acre of Land produce £620 a-year by the Cultivation of Fruits and Vegetables; also, How to Grow Flowers in Three Glass Houses, so as to realise £176 per annum clear Profit. By SAMUEL WOOD, Author of "Good Gardening," &c. Fourth and cheaper Edition, Revised, with Additions. Crown 8vo, 1s. sewed.

"We are bound to recommend it as not only suited to the case of the amateur and gentleman's gardener, but to the market grower."—*Gardeners' Magazine*.

**Gardening for Ladies.**

**THE LADIES' MULTUM-IN-PARVO FLOWER GARDEN,** and Amateurs' Complete Guide. By S. WOOD. Crown 8vo, 3s. 6d. cloth.

"This volume contains a good deal of sound, common sense instruction."—*Florist*.

"Full of shrewd hints and useful instructions, based on a lifetime of experience."—*Scotsman*.

**Receipts for Gardeners.**

**GARDEN RECEIPTS.** Edited by CHARLES W. QUIN. 12mo, 1s. 6d. cloth limp.

"A useful and handy book, containing a good deal of valuable information."—*Athenæum*.

**Market Gardening.**

**MARKET AND KITCHEN GARDENING.** By Contributors to "The Garden." Compiled by C. W. SHAW, late Editor of "Gardening Illustrated." 12mo, 3s. 6d. cloth boards. [Just published.]

"The most valuable compendium of kitchen and market-garden work published."—*Farmer*.

**Cottage Gardening.**

**COTTAGE GARDENING;** or, Flowers, Fruits, and Vegetables for Small Gardens. By E. HOBDAY. 12mo, 1s. 6d. cloth limp.

"Contains much useful information at a small charge."—*Glasgow Herald*.



## ESTATE MANAGEMENT, AUCTIONEERING, LAW, etc.

### *Hudson's Land Valuer's Pocket-Book.*

**THE LAND VALUER'S BEST ASSISTANT:** Being Tables on a very much Improved Plan, for Calculating the Value of Estates. With Tables for reducing Scotch, Irish, and Provincial Customary Acres to Statute Measure, &c. By R. HUDSON, C.E. New Edition. Royal 32mo, leather, elastic band, 4s.

"This new edition includes tables for ascertaining the value of leases for any term of years; and for showing how to lay out plots of ground of certain acres in forms, square, round, &c., with valuable rules for ascertaining the probable worth of standing timber to any amount; and is of incalculable value to the country gentleman and professional man."—*Farmers' Journal*.

### *Ewart's Land Improver's Pocket-Book.*

**THE LAND IMPROVER'S POCKET-BOOK OF FORMULÆ, TABLES and MEMORANDA** required in any Computation relating to the Permanent Improvement of Landed Property. By JOHN EWART, Land Surveyor and Agricultural Engineer. Second Edition, Revised. Royal 32mo, oblong, leather, gilt edges, with elastic band, 4s.

"A compendious and handy little volume."—*Spectator*.

### *Complete Agricultural Surveyor's Pocket-Book.*

**THE LAND VALUER'S AND LAND IMPROVER'S COMPLETE POCKET-BOOK.** Consisting of the above Two Works bound together. Leather, gilt edges, with strap, 7s. 6d.

"Hudson's book is the best ready-reckoner on matters relating to the valuation of land and crops, and its combination with Mr. Ewart's work greatly enhances the value and usefulness of the latter-mentioned. . . . It is most useful as a manual for reference."—*North of England Farmer*.

### *Auctioneer's Assistant.*

**THE APPRAISER, AUCTIONEER, BROKER, HOUSE AND ESTATE AGENT AND VALUER'S POCKET ASSISTANT,** for the Valuation for Purchase, Sale, or Renewal of Leases, Annuities and Reversions, and of property generally; with Prices for Inventories, &c. By JOHN WHEELER, Valuer, &c. Fifth Edition, re-written and greatly extended by C. NORRIS, Surveyor, Valuer, &c. Royal 32mo, 5s. cloth.

"A neat and concise book of reference, containing an admirable and clearly-arranged list of prices for inventories, and a very practical guide to determine the value of furniture, &c."—*Standard*.

"Contains a large quantity of varied and useful information as to the valuation for purchase, sale, or renewal of leases, annuities and reversions, and of property generally, with prices for inventories, and a guide to determine the value of interior fittings and other effects."—*Builder*.

### *Auctioneering.*

**AUCTIONEERS: Their Duties and Liabilities.** By ROBERT SQUIBBS, Auctioneer. Demy 8vo, 10s. 6d. cloth.

"The position and duties of auctioneers treated compendiously and clearly."—*Builder*.

"Every auctioneer ought to possess a copy of this excellent work."—*Ironmonger*.

"Of great value to the profession. . . . We readily welcome this book from the fact that it treats the subject in a manner somewhat new to the profession."—*Estates Gazette*.

### *Legal Guide for Pawnbrokers.*

**THE PAWNBROKERS', FACTORS' AND MERCHANTS' GUIDE TO THE LAW OF LOANS AND PLEDGES.** With the Statutes and a Digest of Cases on Rights and Liabilities, Civil and Criminal, as to Loans and Pledges of Goods, Debentures, Mercantile and other Securities. By H. C. FOLKARD, Esq., Barrister-at-Law, Author of "The Law of Slander and Libel," &c. With Additions and Corrections. Fcap. 8vo, 3s. 6d. cloth.

"This work contains simply everything that requires to be known concerning the department of the law of which it treats. We can safely commend the book as unique and very nearly perfect."—*Iron*.

"The task undertaken by Mr. Folkard has been very satisfactorily performed. . . . Such explanations as are needful have been supplied with great clearness and with due regard to brevity."—*City Press*.



### **How to Invest.**

**HINTS FOR INVESTORS:** Being an Explanation of the Mode of Transacting Business on the Stock Exchange. To which are added Comments on the Fluctuations and Table of Quarterly Average prices of Consols since 1759. Also a Copy of the London Daily Stock and Share List. By WALTER M. PLAYFORD, Sworn Broker. Crown 8vo, 2s. cloth.

"An invaluable guide to investors and speculators."—*Bullionist*

### **Metropolitan Rating Appeals.**

**REPORTS OF APPEALS HEARD BEFORE THE COURT OF GENERAL ASSESSMENT SESSIONS,** from the Year 1871 to 1885. By EDWARD RYDE and ARTHUR LYON RYDE. Fourth Edition, brought down to the Present Date, with an Introduction to the Valuation (Metropolis) Act, 1869, and an Appendix by WALTER C. RYDE, of the Inner Temple, Barrister-at-Law. 8vo, 16s. cloth.

"A useful work, occupying a place mid-way between a handbook for a lawyer and a guide to the surveyor. It is compiled by a gentleman eminent in his profession as a land agent, whose speciality, it is acknowledged, lies in the direction of assessing property for rating purposes."—*Land Agents' Record*.

### **House Property.**

**HANDBOOK OF HOUSE PROPERTY.** A Popular and Practical Guide to the Purchase, Mortgage, Tenancy, and Compulsory Sale of Houses and Land, including the Law of Dilapidations and Fixtures; with Examples of all kinds of Valuations, Useful Information on Buildings, and Suggestive Elucidations of Fine Art. By E. L. TARBUCK, Architect and Surveyor. Fourth Edition, Enlarged. 12mo, 5s. cloth.

"The advice is thoroughly practical."—*Law Journal*.

"For all who have dealings with house property, this is an indispensable guide."—*Decoration*.

"Carefully brought up to date, and much improved by the addition of a division on fine art.

"A well-written and thoughtful work."—*Land Agents Record*.

### **Inwood's Estate Tables.**

**TABLES FOR THE PURCHASING OF ESTATES, Freehold, Copyhold, or Leasehold; Annuities, Advowsons, etc.,** and for the Renewing of Leases held under Cathedral Churches, Colleges, or other Corporate bodies, for Terms of Years certain, and for Lives; also for Valuing Reversionary Estates, Deferred Annuities, Next Presentations, &c.; together with SMART'S Five Tables of Compound Interest, and an Extension of the same to Lower and Intermediate Rates. By W. INWOOD. 23rd Edition, with considerable Additions, and new and valuable Tables of Logarithms for the more Difficult Computations of the Interest of Money, Discount, Annuities, &c., by M. FEDOR THOMAN, of the Société Crédit Mobilier of Paris. Crown 8vo, 8s. cloth.

"Those interested in the purchase and sale of estates, and in the adjustment of compensation cases, as well as in transactions in annuities, life insurances, &c., will find the present edition of eminent service."—*Engineering*.

"Inwood's Tables' still maintain a most enviable reputation. The new issue has been enriched by large additional contributions by M. Fedor Thoman, whose carefully arranged Tables cannot fail to be of the utmost utility."—*Mining Journal*.

### **Agricultural and Tenant-Right Valuation.**

**THE AGRICULTURAL AND TENANT-RIGHT-VALUER'S ASSISTANT.** A Practical Handbook on Measuring and Estimating the Contents, Weights and Values of Agricultural Produce and Timber, the Values of Estates and Agricultural Labour, Forms of Tenant-Right-Valuations, Scales of Compensation under the Agricultural Holdings Act, 1883, &c. &c. By TOM BRIGHT, Agricultural Surveyor. Crown 8vo, 3s. 6d. cloth.

"Full of tables and examples in connection with the valuation of tenant-right, estates, labour, contents, and weights of timber, and farm produce of all kinds."—*Agricultural Gazette*.

"An eminently practical handbook, full of practical tables and data of undoubted interest and value to surveyors and auctioneers in preparing valuations of all kinds."—*Farmer*.

### **Plantations and Underwoods.**

**POLE PLANTATIONS AND UNDERWOODS:** A Practical Handbook on Estimating the Cost of Forming, Renovating, Improving and Grubbing Plantations and Underwoods, their Valuation for Purposes of Transfer, Rental, Sale or Assessment. By TOM BRIGHT, F.S.Sc., Author of "The Agricultural and Tenant-Right-Valuer's Assistant," &c. Crown 8vo, 3s. 6d. cloth.

[Just published.]

"Very useful to those actually engaged in managing wood."—*Bell's Weekly Messenger*.

"To valuers, foresters and agents it will be a welcome aid."—*North British Agriculturist*.

"Well calculated to assist the valuer in the discharge of his duties, and of undoubted interest and use both to surveyors and auctioneers in preparing valuations of all kinds."—*Kent Herald*.



**A Complete Epitome of the Laws of this Country.**  
**EVERY MAN'S OWN LAWYER: A Handy-Book of the Principles of Law and Equity.** By A BARRISTER. Twenty-sixth Edition. Reconstructed, Thoroughly Revised, and much Enlarged. Including the Legislation of the Two Sessions of 1888, and including careful digests of *The Local Government Act, 1888; County Electors Act, 1888; County Courts Act, 1888; Glebe Lands Act, 1888; Law of Libel Amendment Act, 1888; Patents, Designs and Trade Marks Act, 1888; Solicitors Act, 1888; Preferential Payments in Bankruptcy Act, 1888; Land Charges Registration and Searches Act, 1888; Trustees Act, 1888, &c.* Crown 8vo, 688 pp., price 6s. 8d. (saved at every consultation!), strongly bound in cloth. [Just published.]

\* \* THE BOOK WILL BE FOUND TO COMPRISE (AMONGST OTHER MATTER)—

THE RIGHTS AND WRONGS OF INDIVIDUALS—MERCANTILE AND COMMERCIAL LAW—PARTNERSHIPS, CONTRACTS AND AGREEMENTS—GUARANTEES, PRINCIPALS AND AGENTS—CRIMINAL LAW—PARISH LAW—COUNTY COURT LAW—GAME AND FISHERY LAWS—POOR MEN'S LAWSUITS—LAWS OF BANKRUPTCY—WAGERS—CHEQUES, BILLS AND NOTES—COPYRIGHT—ELECTIONS AND REGISTRATION—INSURANCE—LIBEL AND SLANDER—MARRIAGE AND DIVORCE—MERCHANT SHIPPING—MORTGAGES—SETTLEMENTS—STOCK EXCHANGE PRACTICE—TRADE MARKS AND PATENTS—TRESPASS—NUISANCES—TRANSFER OF LAND—WILLS, &c. &c. Also LAW FOR LANDLORD AND TENANT—MASTER AND SERVANT—HEIRS—DEVISEES AND LEGATEES—HUSBAND AND WIFE—EXECUTORS AND TRUSTEES—GUARDIAN AND WARD—MARRIED WOMEN AND INFANTS—LENDER, BORROWER AND SURETIES—DEBTOR AND CREDITOR—PURCHASER AND VENDOR—COMPANIES—FRIENDLY SOCIETIES—CLERGYMEN—CHURCHWARDENS—MEDICAL PRACTITIONERS—BANKERS—FARMERS—CONTRACTORS—STOCK BROKERS—SPORTSMEN—GAMEKEEPERS—FARRIERS—HORSE DEALERS—AUCTIONEERS—HOUSE AGENTS—INNKEEPERS—BAKERS—MILLERS—PAWNBROKERS—SURVEYORS—RAILWAYS AND CARRIERS—CONSTABLES—SEAMEN—SOLDIERS, &c. &c.

The following subjects may be mentioned as amongst those which have received special attention during the revision in question:—Marriage of British Subjects Abroad; Police Constables; Pawnbrokers; Intoxicating Liquors; Licensing; Domestic Servants; Landlord and Tenant; Vendors and Purchasers; Municipal Elections; Local Elections; Corrupt Practices at Elections; Public Health and Nuisances; Highways; Churchwardens; Legal and Illegal Ritual; Vestry Meetings; Rates.

It is believed that the extensions and amplifications of the present edition, while intended to meet the requirements of the ordinary Englishman, will also have the effect of rendering the book useful to the legal practitioner in the country.

One result of the reconstruction and revision, with the extensive additions thereby necessitated, has been the enlargement of the book by nearly a hundred and fifty pages, while the price remains as before.

The PUBLISHERS feel every confidence, therefore, that this standard work will continue to be regarded, as hitherto, as an absolute necessity FOR EVERY MAN OF BUSINESS AS WELL AS EVERY HEAD OF A FAMILY.

\* \* OPINIONS OF THE PRESS.

"It is a complete code of English Law, written in plain language, which all can understand. . . . Should be in the hands of every business man, and all who wish to abolish lawyers' bills."—*Weekly Times*.

"A useful and concise epitome of the law, compiled with considerable care."—*Law Magazine*.  
 "A concise, cheap and complete epitome of the English law. So plainly written that he who runs may read, and he who reads may understand."—*Figaro*.

"A dictionary of legal facts well put together. The book is a very useful one."—*Spectator*.  
 "A work which has long been wanted, which is thoroughly well done, and which we most cordially recommend."—*Sunday Times*.

**Private Bill Legislation and Provisional Orders.**

**HANDBOOK FOR THE USE OF SOLICITORS AND ENGINEERS** Engaged in Promoting Private Acts of Parliament and Provisional Orders, for the Authorization of Railways, Tramways, Works for the Supply of Gas and Water, and other undertakings of a like character. By L. LIVINGSTON MACASSEY, of the Middle Temple, Barrister-at-Law, and Member of the Institution of Civil Engineers; Author of "Hints on Water Supply." Demy 8vo, 950 pp., price 25s. cloth.

"The volume is a desideratum on a subject which can be only acquired by practical experience, and the order of procedure in Private Bill Legislation and Provisional Orders is followed. The author's suggestions and notes will be found of great value to engineers and others professionally engaged in this class of practice."—*Building News*.

"The author's double experience as an engineer and barrister has eminently qualified him for the task, and enabled him to approach the subject alike from an engineering and legal point of view. The volume will be found a great help both to engineers and lawyers engaged in promoting Private Acts of Parliament and Provisional Orders."—*Local Government Chronicle*.



# Weale's Rudimentary Series.



LONDON, 1862.

THE PRIZE MEDAL

Was awarded to the Publishers of  
"WEALE'S SERIES."



A NEW LIST OF

## WEALE'S SERIES

RUDIMENTARY SCIENTIFIC, EDUCATIONAL,  
AND CLASSICAL.

*Comprising nearly Three Hundred and Fifty distinct works in almost every department of Science, Art, and Education, recommended to the notice of Engineers, Architects, Builders, Artisans, and Students generally, as well as to those interested in Workmen's Libraries, Literary and Scientific Institutions, Colleges, Schools, Science Classes, &c., &c.*

“WEALE'S SERIES includes Text-Books on almost every branch of Science and Industry, comprising such subjects as Agriculture, Architecture and Building, Civil Engineering, Fine Arts, Mechanics and Mechanical Engineering, Physical and Chemical Science, and many miscellaneous Treatises. The whole are constantly undergoing revision, and new editions, brought up to the latest discoveries in scientific research, are constantly issued. The prices at which they are sold are as low as their excellence is assured.”—*American Literary Gazette*.

“Amongst the literature of technical education, WEALE'S SERIES has ever enjoyed a high reputation, and the additions being made by Messrs. CROSBY LOCKWOOD & SON render the series more complete, and bring the information upon the several subjects down to the present time.”—*Mining Journal*.

“It is not too much to say that no books have ever proved more popular with, or more useful to, young engineers and others than the excellent treatises comprised in WEALE'S SERIES.”—*Engineer*.

“The excellence of WEALE'S SERIES is now so well appreciated, that it would be wasting our space to enlarge upon their general usefulness and value.”—*Builder*.

“The volumes of WEALE'S SERIES form one of the best collections of elementary technical books in any language.”—*Architect*.

“WEALE'S SERIES has become a standard as well as an unrivalled collection of treatises in all branches of art and science.”—*Public Opinion*.



PHILADELPHIA, 1876.

THE PRIZE MEDAL

Was awarded to the Publishers for  
Books: Rudimentary, Scientific,  
"WEALE'S SERIES," ETC.

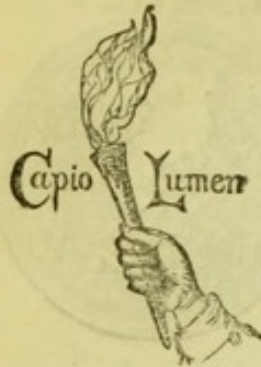


CROSBY LOCKWOOD & SON,

7, STATIONERS' HALL COURT, LUDGATE HILL, LONDON, E.C.



## WEALE'S RUDIMENTARY SCIENTIFIC SERIES.




\*\* The volumes of this Series are freely Illustrated with Woodcuts, or otherwise, where requisite. Throughout the following List it must be understood that the books are bound in limp cloth, unless otherwise stated; *but the volumes marked with a † may also be had strongly bound in cloth boards for 6d. extra.*

*N.B.—In ordering from this List it is recommended, as a means of facilitating business and obviating error, to quote the numbers affixed to the volumes, as well as the titles and prices.*

## CIVIL ENGINEERING, SURVEYING, ETC.


- No.
31. *WELLS AND WELL-SINKING.* By JOHN GEO. SWINDELL, A.R.I.B.A., and G. R. BURNELL, C.E. Revised Edition. With a New Appendix on the Qualities of Water. Illustrated. 2s.
35. *THE BLASTING AND QUARRYING OF STONE,* for Building and other Purposes. By Gen. Sir J. BURGOYNE, Bart. 1s. 6d.
43. *TUBULAR, AND OTHER IRON GIRDER BRIDGES,* particularly describing the Britannia and Conway Tubular Bridges. By G. DRYSDALE DEMPSEY, C.E. Fourth Edition. 2s.
44. *FOUNDATIONS AND CONCRETE WORKS,* with Practical Remarks on Footings, Sand, Concrete, Béton, Pile-driving, Caissons, and Cofferdams, &c. By E. DOBSON. Fifth Edition. 1s. 6d.
60. *LAND AND ENGINEERING SURVEYING.* By T. BAKER, C.E. Fourteenth Edition, revised by Professor J. R. YOUNG. 2s. †
- 80\*. *EMBANKING LANDS FROM THE SEA.* With examples and Particulars of actual Embankments, &c. By J. WIGGINS, F.G.S. 2s.
81. *WATER WORKS,* for the Supply of Cities and Towns. With a Description of the Principal Geological Formations of England as influencing Supplies of Water, &c. By S. HUGHES, C.E. New Edition. 4s. †
118. *CIVIL ENGINEERING IN NORTH AMERICA,* a Sketch of. By DAVID STEVENSON, F.R.S.E., &c. Plates and Diagrams. 3s.
167. *IRON BRIDGES, GIRDERS, ROOFS, AND OTHER WORKS.* By FRANCIS CAMPIN, C.E. 2s. 6d. †
197. *ROADS AND STREETS.* By H. LAW, C.E., revised and enlarged by D. K. CLARK, C.E., including pavements of Stone, Wood, Asphalte, &c. 4s. 6d. †
203. *SANITARY WORK IN THE SMALLER TOWNS AND IN VILLAGES.* By C. SLAGG, A.M.I.C.E. Revised Edition. 3s. †
212. *GAS-WORKS, THEIR CONSTRUCTION AND ARRANGEMENT;* and the Manufacture and Distribution of Coal Gas. Originally written by SAMUEL HUGHES, C.E. Re-written and enlarged by WILLIAM RICHARDS, C.E. Seventh Edition, with important additions. 5s. 6d. †
213. *PIONEER ENGINEERING.* A Treatise on the Engineering Operations connected with the Settlement of Waste Lands in New Countries. By EDWARD DOBSON, Assoc. Inst. C.E. 4s. 6d. †
216. *MATERIALS AND CONSTRUCTION;* A Theoretical and Practical Treatise on the Strains, Designing, and Erection of Works of Construction. By FRANCIS CAMPIN, C.E. Second Edition, revised. 3s. †
219. *CIVIL ENGINEERING.* By HENRY LAW, M.Inst. C.E. Including HYDRAULIC ENGINEERING by GEO. R. BURNELL, M.Inst. C.E. Seventh Edition, revised, with large additions by D. KINNEAR CLARK, M.Inst. C.E. 6s. 6d., Cloth boards, 7s. 6d.
268. *THE DRAINAGE OF LANDS, TOWNS, & BUILDINGS* By G. D. DEMPSEY, C.E. Revised, with large Additions on Recent Practice in Drainage Engineering, by D. KINNEAR CLARK, M.I.C.E. Second Edition Corrected. 4s. 6d. † [Just published.]

 The † indicates that these vols. may be had strongly bound at 6d. extra.



## MECHANICAL ENGINEERING, ETC.

33. *CRANES*, the Construction of, and other Machinery for Raising Heavy Bodies. By JOSEPH GLYNN, F.R.S. Illustrated. 1s. 6d.
34. *THE STEAM ENGINE*. By Dr. LARDNER. Illustrated. 1s. 6d.
59. *STEAM BOILERS*: their Construction and Management. By R. ARMSTRONG, C.E. Illustrated. 1s. 6d.
82. *THE POWER OF WATER*, as applied to drive Flour Mills, and to give motion to Turbines, &c. By JOSEPH GLYNN, F.R.S. 2s. †
98. *PRACTICAL MECHANISM*, the Elements of; and Machine Tools. By T. BAKER, C.E. With Additions by J. NASMYTH, C.E. 2s. 6d. †
139. *THE STEAM ENGINE*, a Treatise on the Mathematical Theory of, with Rules and Examples for Practical Men. By T. BAKER, C.E. 1s. 6d.
164. *MODERN WORKSHOP PRACTICE*, as applied to Steam Engines, Bridges, Ship-building, Cranes, &c. By J. G. WINTON. Fourth Edition, much enlarged and carefully revised. 3s. 6d. † [*Just published.*]
165. *IRON AND HEAT*, exhibiting the Principles concerned in the Construction of Iron Beams, Pillars, and Girders. By J. ARMOUR. 2s. 6d. †
166. *POWER IN MOTION*: Horse-Power, Toothed-Wheel Gearing, Long and Short Driving Bands, and Angular Forces. By J. ARMOUR. 2s. †
171. *THE WORKMAN'S MANUAL OF ENGINEERING DRAWING*. By J. MAXTON. 6th Edn. With 7 Plates and 350 Cuts. 3s. 6d. †
190. *STEAM AND THE STEAM ENGINE*, Stationary and Portable. Being an Extension of the Elementary Treatise on the Steam Engine of MR. JOHN SEWELL. By D. K. CLARK, M.I.C.E. 3s. 6d. †
200. *FUEL*, its Combustion and Economy. By C. W. WILLIAMS With Recent Practice in the Combustion and Economy of Fuel—Coal, Coke Wood, Peat, Petroleum, &c.—by D. K. CLARK, M.I.C.E. 3s. 6d. †
202. *LOCOMOTIVE ENGINES*. By G. D. DEMPSEY, C.E.; with large additions by D. KINNEAR CLARK, M.I.C.E. 3s. †
211. *THE BOILERMAKER'S ASSISTANT* in Drawing, Templating, and Calculating Boiler and Tank Work. By JOHN COURTNEY, Practical Boiler Maker. Edited by D. K. CLARK, C.E. 100 Illustrations. 2s.
217. *SEWING MACHINERY*: Its Construction, History, &c., with full Technical Directions for Adjusting, &c. By J. W. URQUHART, C.E. 2s. †
223. *MECHANICAL ENGINEERING*. Comprising Metallurgy, Moulding, Casting, Forging, Tools, Workshop Machinery, Manufacture of the Steam Engine, &c. By FRANCIS CAMPIN, C.E. Second Edition. 2s. 6d. †
236. *DETAILS OF MACHINERY*. Comprising Instructions for the Execution of various Works in Iron. By FRANCIS CAMPIN, C.E. 3s. †
237. *THE SMITHY AND FORGE*; including the Farrier's Art and Coach Smithing. By W. J. E. CRANE. Illustrated. 2s. 6d. †
238. *THE SHEET-METAL WORKER'S GUIDE*; a Practical Handbook for Tinsmiths, Coppersmiths, Zincworkers, &c. With 94 Diagrams and Working Patterns. By W. J. E. CRANE. Second Edition, revised. 1s. 5d.
251. *STEAM AND MACHINERY MANAGEMENT*: with Hints on Construction and Selection. By M. POWIS BALE, M.I.M.E. 2s. 6d. †
254. *THE BOILERMAKER'S READY-RECKONER*. By J. COURTNEY. Edited by D. K. CLARK, C.E. 4s., limp; 5s., half-bound.
255. *LOCOMOTIVE ENGINE-DRIVING*. A Practical Manual for Engineers in charge of Locomotive Engines. By MICHAEL REYNOLDS, M.S.E. Eighth Edition. 3s. 6d., limp; 4s. 6d. cloth boards.
256. *STATIONARY ENGINE-DRIVING*. A Practical Manual for Engineers in charge of Stationary Engines. By MICHAEL REYNOLDS, M.S.E. Third Edition. 3s. 6d. limp; 4s. 6d. cloth boards.
260. *IRON BRIDGES OF MODERATE SPAN*: their Construction and Erection. By HAMILTON W. PENDRED, C.E. 2s.

 The † indicates that these vols. may be had strongly bound at 6d. extra.




## MINING, METALLURGY, ETC.

4. *MINERALOGY*, Rudiments of; a concise View of the General Properties of Minerals. By A. RAMSAY, F.G.S., F.R.G.S., &c. Third Edition, revised and enlarged. Illustrated. 3s. 6d. †
117. *SUBTERRANEAN SURVEYING*, with and without the Magnetic Needle. By T. FENWICK and T. BAKER, C.E. Illustrated. 2s. 6d. †
135. *ELECTRO-METALLURGY*; Practically Treated. By ALEXANDER WATT. Ninth Edition, enlarged and revised, with additional Illustrations, and including the most recent Processes. 3s. 6d. †
172. *MINING TOOLS*, Manual of. For the Use of Mine Managers, Agents, Students, &c. By WILLIAM MORGANS. 2s. 6d.
- 172\*. *MINING TOOLS, ATLAS* of Engravings to Illustrate the above, containing 235 Illustrations, drawn to Scale. 4to. 4s. 6d.
176. *METALLURGY OF IRON*. Containing History of Iron Manufacture, Methods of Assay, and Analyses of Iron Ores, Processes of Manufacture of Iron and Steel, &c. By H. BAUERMAN, F.G.S. Sixth Edition, revised and enlarged. 5s. † [Just published.]
180. *COAL AND COAL MINING*. By the late Sir WARINGTON W. SMYTH, M.A., F.R.S. Seventh Edition, revised. 3s. 6d. † [Just published.]
195. *THE MINERAL SURVEYOR AND VALUER'S COMPLETE GUIDE*. By W. LINTERN, M.E. Third Edition, including Magnetic and Angular Surveying. With Four Plates. 3s. 6d. †
214. *SLATE AND SLATE QUARRYING*, Scientific, Practical, and Commercial. By D. C. DAVIES, F.G.S., Mining Engineer, &c. 3s. †
264. *A FIRST BOOK OF MINING AND QUARRYING*, with the Sciences connected therewith, for Primary Schools and Self-Instruction. By J. H. COLLINS, F.G.S. Second Edition, with additions. 1s. 6d.

## ARCHITECTURE, BUILDING, ETC.


16. *ARCHITECTURE—ORDERS*—The Orders and their Æsthetic Principles. By W. H. LEEDS. Illustrated. 1s. 6d.
17. *ARCHITECTURE—STYLES*—The History and Description of the Styles of Architecture of Various Countries, from the Earliest to the Present Period. By T. TALBOT BURY, F.R.I.B.A., &c. Illustrated. 2s.  
\*\* ORDERS AND STYLES OF ARCHITECTURE, in One Vol., 3s. 6d.
18. *ARCHITECTURE—DESIGN*—The Principles of Design in Architecture, as deducible from Nature and exemplified in the Works of the Greek and Gothic Architects. By E. L. GARBETT, Architect. Illustrated. 2s. 6d.  
\* The three preceding Works, in One handsome Vol., half bound, entitled "MODERN ARCHITECTURE," price 6s.
22. *THE ART OF BUILDING*, Rudiments of. General Principles of Construction, Materials used in Building, Strength and Use of Materials, Working Drawings, Specifications, and Estimates. By E. DOBSON, 2s. †
25. *MASONRY AND STONECUTTING*: Rudimentary Treatise on the Principles of Masonic Projection and their application to Construction. By EDWARD DOBSON, M.R.I.B.A., &c. 2s. 6d. †
42. *COTTAGE BUILDING*. By C. BRUCE ALLEN, Architect. Tenth Edition, revised and enlarged. With a Chapter on Economic Cottages for Allotments, by EDWARD E. ALLEN, C.E. 2s.
45. *LIMES, CEMENTS, MORTARS, CONCRETES, MASTICS, PLASTERING*, &c. By G. R. BURNELL, C.E. Thirteenth Edition. 1s. 6d.
57. *WARMING AND VENTILATION*. An Exposition of the General Principles as applied to Domestic and Public Buildings, Mines, Lighthouses, Ships, &c. By C. TOMLINSON, F.R.S., &c. Illustrated. 3s.
111. *ARCHES, PIERS, BUTTRESSES, &c.*: Experimental Essays on the Principles of Construction. By W. BLAND. Illustrated. 1s. 6d.

 The † indicates that these vols. may be had strongly bound at 6d. extra.



Architecture, Building, etc., *continued.*

116. *THE ACOUSTICS OF PUBLIC BUILDINGS*; or, The Principles of the Science of Sound applied to the purposes of the Architect and Builder. By T. ROGER SMITH, M.R.I.B.A., Architect. Illustrated. 1s. 6d.
127. *ARCHITECTURAL MODELLING IN PAPER*, the Art of. By T. A. RICHARDSON, Architect. Illustrated. 1s. 6d.
128. *VITRUVIUS—THE ARCHITECTURE OF MARCUS VITRUVIUS POLLO*. In Ten Books. Translated from the Latin by JOSEPH GWILT, F.S.A., F.R.A.S. With 23 Plates. 5s.
130. *GRECIAN ARCHITECTURE*, An Inquiry into the Principles of Beauty in; with an Historical View of the Rise and Progress of the Art in Greece. By the EARL OF ABERDEEN. 1s.
- \* \* *The two preceding Works in One handsome Vol., half bound, entitled "ANCIENT ARCHITECTURE," price 6s.*
132. *THE ERECTION OF DWELLING-HOUSES*. Illustrated by a Perspective View, Plans, Elevations, and Sections of a pair of Semi-detached Villas, with the Specification, Quantities, and Estimates, &c. By S. H. BROOKS. New Edition, with Plates. 2s. 6d. †
156. *QUANTITIES & MEASUREMENTS* in Bricklayers', Masons', Plasterers', Plumbers', Painters', Paperhangers', Gilders', Smiths', Carpenters' and Joiners' Work. By A. C. BEATON, Surveyor. New Edition. 1s. 6d.
175. *LOCKWOOD'S BUILDER'S PRICE BOOK FOR 1891*. A Comprehensive Handbook of the Latest Prices and Data for Builders, Architects, Engineers, and Contractors. Re-constructed, Re-written, and greatly Enlarged. By FRANCIS T. W. MILLER, A.R.I.B.A. 650 pages. 3s. 6d.; cloth boards, 4s. [Just Published.]
182. *CARPENTRY AND JOINERY—THE ELEMENTARY PRINCIPLES OF CARPENTRY*. Chiefly composed from the Standard Work of THOMAS TREGOLD, C.E. With a TREATISE ON JOINERY by E. WYNDHAM TARN, M.A. Fifth Edition, Revised. 3s. 6d. †
- 182\*. *CARPENTRY AND JOINERY. ATLAS* of 35 Plates to accompany the above. With Descriptive Letterpress. 4to. 6s.
185. *THE COMPLETE MEASURER*; the Measurement of Boards, Glass, &c.; Unequal-sided, Square-sided, Octagonal-sided, Round Timber and Stone, and Standing Timber, &c. By RICHARD HORTON. Fifth Edition. 4s.; strongly bound in leather, 5s.
187. *HINTS TO YOUNG ARCHITECTS*. By G. WIGHTWICK. New Edition. By G. H. GUILLAUME. Illustrated. 3s. 6d. †
188. *HOUSE PAINTING, GRAINING, MARBLING, AND SIGN WRITING*; with a Course of Elementary Drawing for House-Painters, Sign-Writers, &c., and a Collection of Useful Receipts. By ELLIS A. DAVIDSON. Fifth Edition. With Coloured Plates. 5s. cloth limp; 6s. cloth boards.
189. *THE RUDIMENTS OF PRACTICAL BRICKLAYING*. In Six Sections: General Principles; Arch Drawing, Cutting, and Setting; Pointing; Paving, Tiling, Materials; Slating and Plastering; Practical Geometry, Mensuration, &c. By ADAM HAMMOND. Seventh Edition. 1s. 6d.
191. *PLUMBING*. A Text-Book to the Practice of the Art or Craft of the Plumber. With Chapters upon House Drainage and Ventilation. Fifth Edition. With 380 Illustrations. By W. P. BUCHAN. 3s. 6d. †
192. *THE TIMBER IMPORTER'S, TIMBER MERCHANT'S, and BUILDER'S STANDARD GUIDE*. By R. E. GRANDY. 2s.
206. *A BOOK ON BUILDING, Civil and Ecclesiastical*, including CHURCH RESTORATION. With the Theory of Domes and the Great Pyramid, &c. By Sir EDMUND BECKETT, Bart., LL.D., Q.C., F.R.A.S. 4s. 6d. †
226. *THE JOINTS MADE AND USED BY BUILDERS* in the Construction of various kinds of Engineering and Architectural Works. By WYVILL J. CHRISTY, Architect. With upwards of 160 Engravings on Wood. 3s. †
228. *THE CONSTRUCTION OF ROOFS OF WOOD AND IRON*. By E. WYNDHAM TARN, M.A., Architect. Second Edition, revised. 1s. 6d.

 *The † indicates that these vols. may be had strongly bound at 6d. extra.*




Architecture, Building, etc., *continued.*

229. *ELEMENTARY DECORATION*: as applied to the Interior and Exterior Decoration of Dwelling-Houses, &c. By J. W. FACEY. 2s.
257. *PRACTICAL HOUSE DECORATION*. A Guide to the Art of Ornamental Painting. By JAMES W. FACEY. 2s. 6d.
- \* \* *The two preceding Works, in One handsome Vol., half-bound, entitled "HOUSE DECORATION, ELEMENTARY AND PRACTICAL," price 5s.*
230. *HANDRAILING*. Showing New and Simple Methods for finding the Pitch of the Plank, Drawing the Moulds, Bevelling, Jointing-up, and Squaring the Wreath. By GEORGE COLLINGS. Second Edition, Revised including A TREATISE ON STAIRBUILDING. Plates and Diagrams. 2s. 6d.
247. *BUILDING ESTATES*: a Rudimentary Treatise on the Development, Sale, Purchase, and General Management of Building Land. By FOWLER MAITLAND, Surveyor. Second Edition, revised. 2s.
248. *PORTLAND CEMENT FOR USERS*. By HENRY FAIJA, Assoc. M. Inst. C.E. Third Edition, corrected. Illustrated. 2s.
252. *BRICKWORK*: a Practical Treatise, embodying the General and Higher Principles of Bricklaying, Cutting and Setting, &c. By F. WALKER. Second Edition, Revised and Enlarged. 1s. 6d.
23. *THE PRACTICAL BRICK AND TILE BOOK*. Comprising:
189. BRICK AND TILE MAKING, by E. DOBSON, A.I.C.E.; PRACTICAL BRICKLAY-
265. ING, by A. HAMMOND; BRICKCUTTING AND SETTING, by A. HAMMOND. 534 pp. with 270 Illustrations. 6s. Strongly half-bound.
253. *THE TIMBER MERCHANT'S, SAW-MILLER'S, AND IMPORTER'S FREIGHT-BOOK AND ASSISTANT*. By WM. RICHARDSON. With a Chapter on Speeds of Saw-Mill Machinery, &c. By M. POWIS BALE, A.M.Inst.C.E. 3s. ‡
258. *CIRCULAR WORK IN CARPENTRY AND JOINERY*. A Practical Treatise on Circular Work of Single and Double Curvature. By GEORGE COLLINGS. Second Edition, 2s. 6d.
259. *GAS FITTING*: A Practical Handbook treating of every Description of Gas Laying and Fitting. By JOHN BLACK. With 122 Illustrations. 2s. 6d. ‡
261. *SHORING AND ITS APPLICATION*: A Handbook for the Use of Students. By GEORGE H. BLAGROVE. 1s. 6d. [*Just published.*]
265. *THE ART OF PRACTICAL BRICK CUTTING & SETTING*. By ADAM HAMMOND. With 90 Engravings. 1s. 6d. [*Just published.*]
267. *THE SCIENCE OF BUILDING*: An Elementary Treatise on the Principles of Construction. Adapted to the Requirements of Architectural Students. By E. WYNDHAM TARN, M.A. Lond. Third Edition, Revised and Enlarged. With 59 Wood Engravings. 3s. 6d. ‡ [*Just published.*]
271. *VENTILATION*: a Text-book to the Practice of the Art of Ventilating Buildings, with a Supplementary Chapter upon Air Testing. By WILLIAM PATON BUCHAN, R.P., Sanitary and Ventilating Engineer, Author of "Plumbing," &c. 3s. 6d. ‡ [*Just published.*]

SHIPBUILDING, NAVIGATION, MARINE  
ENGINEERING, ETC.

51. *NAVAL ARCHITECTURE*. An Exposition of the Elementary Principles of the Science, and their Practical Application to Naval Construction. By J. PEAKE. Fifth Edition, with Plates and Diagrams. 3s. 6d. ‡
- 53\*. *SHIPS FOR OCEAN & RIVER SERVICE*, Elementary and Practical Principles of the Construction of. By H. A. SOMMERFELDT. 1s. 6d.
- 53\*\* . *AN ATLAS OF ENGRAVINGS* to Illustrate the above. Twelve large folding plates. Royal 4to, cloth. 7s. 6d.
54. *MASTING, MAST-MAKING, AND RIGGING OF SHIPS*, Also Tables of Spars, Rigging, Blocks; Chain, Wire, and Hemp Ropes, &c., relative to every class of vessels. By ROBERT KIPPING, N.A. 2s.

 The ‡ indicates that these vols. may be had strongly bound at 6d. extra.




Shipbuilding, Navigation, Marine Engineering, etc., *cont.*

- 54\*. *IRON SHIP-BUILDING*. With Practical Examples and Details. By JOHN GRANTHAM, C.E. Fifth Edition. 4s.
55. *THE SAILOR'S SEA BOOK: a Rudimentary Treatise on Navigation*. By JAMES GREENWOOD, B.A. With numerous Woodcuts and Coloured Plates. New and enlarged edition. By W. H. ROSSER. 2s. 6d. †
80. *MARINE ENGINES AND STEAM VESSELS*. By ROBERT MURRAY, C.E. Eighth Edition, thoroughly Revised, with Additions by the Author and by GEORGE CARLISLE, C.E. 4s. 6d. limp; 5s. cloth boards.
- 83*bis*. *THE FORMS OF SHIPS AND BOATS*. By W. BLAND. Seventh Edition, Revised, with numerous Illustrations and Models. 1s. 6d.
99. *NAVIGATION AND NAUTICAL ASTRONOMY*, in Theory and Practice. By Prof. J. R. YOUNG. New Edition. 2s. 6d.
106. *SHIPS' ANCHORS*, a Treatise on. By G. COTSELL, N.A. 1s. 6d.
149. *SAILS AND SAIL-MAKING*. With Draughting, and the Centre of Effort of the Sails; Weights and Sizes of Ropes; Mastng, Rigging, and Sails of Steam Vessels, &c. 12th Edition. By R. KIPPING, N.A., 2s. 6d. †
155. *ENGINEER'S GUIDE TO THE ROYAL & MERCANTILE NAVIES*. By a PRACTICAL ENGINEER. Revised by D. F. M'CARTHY. 3s.
- 55 & 204. *PRACTICAL NAVIGATION*. Consisting of The Sailor's Sea-Book. By JAMES GREENWOOD and W. H. ROSSER. Together with the requisite Mathematical and Nautical Tables for the Working of the Problems. By H. LAW, C.E., and Prof. J. R. YOUNG. 7s. Half-bound.

## AGRICULTURE, GARDENING, ETC.


- 61\*. *A COMPLETE READY RECKONER FOR THE ADMEASUREMENT OF LAND, &c.* By A. ARMAN. Third Edition, revised and extended by C. NORRIS, Surveyor, Valuer, &c. 2s.
131. *MILLER'S, CORN MERCHANT'S, AND FARMER'S READY RECKONER*. Second Edition, with a Price List of Modern Flour-Mill Machinery, by W. S. HUTTON, C.E. 2s.
140. *SOILS, MANURES, AND CROPS*. (Vol. 1. OUTLINES OF MODERN FARMING.) By R. SCOTT BURN. Woodcuts. 2s.
141. *FARMING & FARMING ECONOMY*, Notes, Historical and Practical, on. (Vol. 2. OUTLINES OF MODERN FARMING.) By R. SCOTT BURN. 3s.
142. *STOCK; CATTLE, SHEEP, AND HORSES*. (Vol. 3. OUTLINES OF MODERN FARMING.) By R. SCOTT BURN. Woodcuts. 2s. 6d.
145. *DAIRY, PIGS, AND POULTRY*, Management of the. By R. SCOTT BURN. (Vol. 4. OUTLINES OF MODERN FARMING.) 2s.
146. *UTILIZATION OF SEWAGE, IRRIGATION, AND RECLAMATION OF WASTE LAND*. (Vol. 5. OUTLINES OF MODERN FARMING.) By R. SCOTT BURN. Woodcuts. 2s. 6d.
- \*\* Nos. 140-1-2-5-6, in One Vol., handsomely half-bound, entitled "OUTLINES OF MODERN FARMING." By ROBERT SCOTT BURN. Price 12s.
177. *FRUIT TREES*, The Scientific and Profitable Culture of. From the French of DU BREUIL. Revised by GEO. GLENNY. 187 Woodcuts. 3s. 6d. †
198. *SHEEP; THE HISTORY, STRUCTURE, ECONOMY, AND DISEASES OF*. By W. C. SPOONER, M.R.V.C., &c. Fifth Edition, enlarged, including Specimens of New and Improved Breeds. 3s. 6d. †
201. *KITCHEN GARDENING MADE EASY*. By GEORGE M. F. GLENNY. Illustrated. 1s. 6d. †
207. *OUTLINES OF FARM MANAGEMENT, and the Organization of Farm Labour*. By R. SCOTT BURN. 2s. 6d. †
208. *OUTLINES OF LANDED ESTATES MANAGEMENT*. By R. SCOTT BURN. 2s. 6d. †
- \* Nos. 207 & 208 in One Vol., handsomely half-bound, entitled "OUTLINES OF LANDED ESTATES AND FARM MANAGEMENT." By R. SCOTT BURN. Price 6s.

 The † indicates that these vols. may be had strongly bound at 6d. extra.



Agriculture, Gardening, etc., *continued.*


209. *THE TREE PLANTER AND PLANT PROPAGATOR.* A Practical Manual on the Propagation of Forest Trees, Fruit Trees, Flowering Shrubs, Flowering Plants, &c. By SAMUEL WOOD. 2s.
210. *THE TREE PRUNER.* A Practical Manual on the Pruning of Fruit Trees, including also their Training and Renovation; also the Pruning of Shrubs, Climbers, and Flowering Plants. By SAMUEL WOOD. 1s. 6d.
- \* Nos. 209 & 210 in *One Vol.*, handsomely half-bound, entitled "THE TREE PLANTER, PROPAGATOR, AND PRUNER." By SAMUEL WOOD. Price 3s. 6d.
218. *THE HAY AND STRAW MEASURER:* Being New Tables for the Use of Auctioneers, Valuers, Farmers, Hay and Straw Dealers, &c. By JOHN STEELE. Fourth Edition. 2s.
222. *SUBURBAN FARMING.* The Laying-out and Cultivation of Farms, adapted to the Produce of Milk, Butter, and Cheese, Eggs, Poultry, and Pigs. By Prof. JOHN DONALDSON and R. SCOTT BURN. 3s. 6d.†
231. *THE ART OF GRAFTING AND BUDDING.* By CHARLES BALLET. With Illustrations. 2s. 6d.†
232. *COTTAGE GARDENING;* or, Flowers, Fruits, and Vegetables for Small Gardens. By E. HOBDAV. 1s. 6d.
233. *GARDEN RECEIPTS.* Edited by CHARLES W. QUIN. 1s. 6d.
234. *MARKET AND KITCHEN GARDENING.* By C. W. SHAW, late Editor of "Gardening Illustrated." 3s.† [Just published.]
239. *DRAINING AND EMBANKING.* A Practical Treatise, embodying the most recent experience in the Application of Improved Methods. By JOHN SCOTT, late Professor of Agriculture and Rural Economy at the Royal Agricultural College, Cirencester. With 68 Illustrations. 1s. 6d.
240. *IRRIGATION AND WATER SUPPLY.* A Treatise on Water Meadows, Sewage Irrigation, and Warping; the Construction of Wells, Ponds, and Reservoirs, &c. By Prof. JOHN SCOTT. With 34 Illus. 1s. 6d.
241. *FARM ROADS, FENCES, AND GATES.* A Practical Treatise on the Roads, Tramways, and Waterways of the Farm; the Principles of Enclosures; and the different kinds of Fences, Gates, and Stiles. By Professor JOHN SCOTT. With 75 Illustrations. 1s. 6d.
242. *FARM BUILDINGS.* A Practical Treatise on the Buildings necessary for various kinds of Farms, their Arrangement and Construction, with Plans and Estimates. By Prof. JOHN SCOTT. With 105 Illus. 2s.
243. *BARN IMPLEMENTS AND MACHINES.* A Practical Treatise on the Application of Power to the Operations of Agriculture; and on various Machines used in the Threshing-barn, in the Stock-yard, and in the Dairy, &c. By Prof. J. SCOTT. With 123 Illustrations. 2s.
244. *FIELD IMPLEMENTS AND MACHINES.* A Practical Treatise on the Varieties now in use, with Principles and Details of Construction, their Points of Excellence, and Management. By Professor JOHN SCOTT. With 138 Illustrations. 2s.
245. *AGRICULTURAL SURVEYING.* A Practical Treatise on Land Surveying, Levelling, and Setting-out; and on Measuring and Estimating Quantities, Weights, and Values of Materials, Produce, Stock, &c. By Prof. JOHN SCOTT. With 62 Illustrations. 1s. 6d.
- \* Nos. 239 to 245 in *One Vol.*, handsomely half-bound, entitled "THE COMPLETE TEXT-BOOK OF FARM ENGINEERING." By Professor JOHN SCOTT. Price 12s.
250. *MEAT PRODUCTION.* A Manual for Producers, Distributors, &c. By JOHN EWART. 2s. 6d.†
266. *BOOK-KEEPING FOR FARMERS & ESTATE OWNERS.* By J. M. WOODMAN, Chartered Accountant. 2s. 6d. cloth limp; 3s. 6d. cloth boards. [Just published.]

 The † indicates that these vols. may be had strongly bound at 6d. extra.



## MATHEMATICS, ARITHMETIC, ETC.

32. *MATHEMATICAL INSTRUMENTS*, a Treatise on; Their Construction, Adjustment, Testing, and Use concisely Explained. By J. F. HEATHER, M.A. Fourteenth Edition, revised, with additions, by A. T. WALMISLEY, M.I.C.E., Fellow of the Surveyors' Institution. Original Edition, in 1 vol., Illustrated. 2s. ‡ [Just published.]
- \* \* In ordering the above, be careful to say, "Original Edition" (No. 32), to distinguish it from the Enlarged Edition in 3 vols. (Nos. 168-9-70.)
76. *DESCRIPTIVE GEOMETRY*, an Elementary Treatise on; with a Theory of Shadows and of Perspective, extracted from the French of G. MONGE. To which is added, a description of the Principles and Practice of Isometrical Projection. By J. F. HEATHER, M.A. With 14 Plates. 2s.
178. *PRACTICAL PLANE GEOMETRY*: giving the Simplest Modes of Constructing Figures contained in one Plane and Geometrical Construction of the Ground. By J. F. HEATHER, M.A. With 215 Woodcuts. 2s.
83. *COMMERCIAL BOOK-KEEPING*. With Commercial Phrases and Forms in English, French, Italian, and German. By JAMES HADDON, M.A., Arithmetical Master of King's College School, London. 1s. 6d.
84. *ARITHMETIC*, a Rudimentary Treatise on: with full Explanations of its Theoretical Principles, and numerous Examples for Practice. By Professor J. R. YOUNG. Eleventh Edition. 1s. 6d.
- 84\*. A KEY to the above, containing Solutions in full to the Exercises, together with Comments, Explanations, and Improved Processes, for the Use of Teachers and Unassisted Learners. By J. R. YOUNG. 1s. 6d.
85. *EQUATIONAL ARITHMETIC*, applied to Questions of Interest, Annuities, Life Assurance, and General Commerce; with various Tables by which all Calculations may be greatly facilitated. By W. HIPSLEY. 2s.
86. *ALGEBRA*, the Elements of. By JAMES HADDON, M.A. With Appendix, containing miscellaneous Investigations, and a Collection of Problems in various parts of Algebra. 2s.
- 86\*. A KEY AND COMPANION to the above Book, forming an extensive repository of Solved Examples and Problems in Illustration of the various Expedients necessary in Algebraical Operations. By J. R. YOUNG. 1s. 6d.
88. *EUCLID, THE ELEMENTS OF*: with many additional Propositions
89. and Explanatory Notes: to which is prefixed, an Introductory Essay on Logic. By HENRY LAW, C.E. 2s. 6d. ‡
- \* \* Sold also separately, viz. :—
88. *EUCLID, The First Three Books*. By HENRY LAW, C.E. 1s. 6d.
89. *EUCLID, Books 4, 5, 6, 11, 12*. By HENRY LAW, C.E. 1s. 6d.
90. *ANALYTICAL GEOMETRY AND CONIC SECTIONS*, By JAMES HANN. A New Edition, by Professor J. R. YOUNG. 2s. ‡
91. *PLANE TRIGONOMETRY*, the Elements of. By JAMES HANN, formerly Mathematical Master of King's College, London. 1s. 6d.
92. *SPHERICAL TRIGONOMETRY*, the Elements of. By JAMES HANN. Revised by CHARLES H. DOWLING, C.E. 1s.
- \* \* Or with "The Elements of Plane Trigonometry," in One Volume, 2s. 6d.
93. *MENSURATION AND MEASURING*. With the Mensuration and Levelling of Land for the Purposes of Modern Engineering. By T. BAKER, C.E. New Edition by E. NUGENT, C.E. Illustrated. 1s. 6d.
101. *DIFFERENTIAL CALCULUS*, Elements of the. By W. S. B. WOOLHOUSE, F.R.A.S., &c. 1s. 6d.
102. *INTEGRAL CALCULUS*, Rudimentary Treatise on the. By HOMERSHAM COX, B.A. Illustrated. 1s.
136. *ARITHMETIC*, Rudimentary, for the Use of Schools and Self-Instruction. By JAMES HADDON, M.A. Revised by A. ARMAN. 1s. 6d.
137. A KEY TO HADDON'S RUDIMENTARY ARITHMETIC. By A. ARMAN. 1s. 6d.

 The ‡ indicates that these vols. may be had strongly bound at 6d. extra.




Mathematics, Arithmetic, etc., *continued.*

168. *DRAWING AND MEASURING INSTRUMENTS.* Including—*I.* Instruments employed in Geometrical and Mechanical Drawing, and in the Construction, Copying, and Measurement of Maps and Plans. *II.* Instruments used for the purposes of Accurate Measurement, and for Arithmetical Computations. By J. F. HEATHER, M.A. Illustrated. 1s. 6d.
169. *OPTICAL INSTRUMENTS.* Including (more especially) Telescopes, Microscopes, and Apparatus for producing copies of Maps and Plans by Photography. By J. F. HEATHER, M.A. Illustrated. 1s. 6d.
170. *SURVEYING AND ASTRONOMICAL INSTRUMENTS.* Including—*I.* Instruments Used for Determining the Geometrical Features of a portion of Ground. *II.* Instruments Employed in Astronomical Observations. By J. F. HEATHER, M.A. Illustrated. 1s. 6d.
- \* \* *The above three volumes form an enlargement of the Author's original work "Mathematical Instruments." (See No. 32 in the Series.)*
168. } *MATHEMATICAL INSTRUMENTS.* By J. F. HEATHER,  
169. } M.A. Enlarged Edition, for the most part entirely re-written. The 3 Parts as  
170. } above, in One thick Volume. With numerous Illustrations. 4s. 6d. ‡
158. *THE SLIDE RULE, AND HOW TO USE IT;* containing full, easy, and simple Instructions to perform all Business Calculations with unexampled rapidity and accuracy. By CHARLES HOARE, C.E. Fifth Edition. With a Slide Rule in tuck of cover. 2s. 6d. ‡
196. *THEORY OF COMPOUND INTEREST AND ANNUITIES;* with Tables of Logarithms for the more Difficult Computations of Interest, Discount, Annuities, &c. By FÉDOR THOMAN. 4s. ‡
199. *THE COMPENDIOUS CALCULATOR;* or, Easy and Concise Methods of Performing the various Arithmetical Operations required in Commercial and Business Transactions; together with Useful Tables. By D. O'GORMAN. Twenty-seventh Edition, carefully revised by C. NORRIS. 2s. 6d., cloth limp; 3s. 6d., strongly half-bound in leather.
204. *MATHEMATICAL TABLES,* for Trigonometrical, Astronomical, and Nautical Calculations; to which is prefixed a Treatise on Logarithms. By HENRY LAW, C.E. Together with a Series of Tables for Navigation and Nautical Astronomy. By Prof. J. R. YOUNG. New Edition. 4s.
- 204\*. *LOGARITHMS.* With Mathematical Tables for Trigonometrical, Astronomical, and Nautical Calculations. By HENRY LAW, M.Inst.C.E. New and Revised Edition. (Forming part of the above Work). 3s.
221. *MEASURES, WEIGHTS, AND MONEYS OF ALL NATIONS,* and an Analysis of the Christian, Hebrew, and Mahometan Calendars. By W. S. B. WOOLHOUSE, F.R.A.S., F.S.S. Sixth Edition. 2s. ‡
227. *MATHEMATICS AS APPLIED TO THE CONSTRUCTIVE ARTS.* Illustrating the various processes of Mathematical Investigation, by means of Arithmetical and Simple Algebraical Equations and Practical Examples. By FRANCIS CAMPIN, C.E. Second Edition. 3s. ‡

## PHYSICAL SCIENCE, NATURAL PHILOSOPHY, ETC.

1. *CHEMISTRY.* By Professor GEORGE FOWNES, F.R.S. With an Appendix on the Application of Chemistry to Agriculture. 1s.
2. *NATURAL PHILOSOPHY,* Introduction to the Study of. By C. TOMLINSON. Woodcuts. 1s. 6d.
6. *MECHANICS,* Rudimentary Treatise on. By CHARLES TOMLINSON. Illustrated. 1s. 6d.
7. *ELECTRICITY;* showing the General Principles of Electrical Science, and the purposes to which it has been applied. By Sir W. SNOW HARRIS, F.R.S., &c. With Additions by R. SABINE, C.E., F.S.A. 1s. 6d.
- 7\*. *GALVANISM.* By Sir W. SNOW HARRIS. New Edition by ROBERT SABINE, C.E., F.S.A. 1s. 6d.
8. *MAGNETISM;* being a concise Exposition of the General Principles of Magnetical Science. By Sir W. SNOW HARRIS. New Edition, revised by H. M. NOAD, Ph.D. With 165 Woodcuts. 3s. 6d. ‡

 *The ‡ indicates that these vols. may be had strongly bound at 6d. extra.*




Physical Science, Natural Philosophy, etc., *continued.*

11. *THE ELECTRIC TELEGRAPH*; its History and Progress; with Descriptions of some of the Apparatus. By R. SABINE, C.E., F.S.A. 3s.
12. *PNEUMATICS*, including Acoustics and the Phenomena of Wind Currents, for the Use of Beginners. By CHARLES TOMLINSON, F.R.S. Fourth Edition, enlarged. Illustrated. 1s. 6d. [*Just published.*]
72. *MANUAL OF THE MOLLUSCA*; a Treatise on Recent and Fossil Shells. By Dr. S. P. WOODWARD, A.L.S. Fourth Edition. With Plates and 300 Woodcuts. 7s. 6d., cloth.
96. *ASTRONOMY*. By the late Rev. ROBERT MAIN, M.A. Third Edition, by WILLIAM THYNNE LYNN, B.A., F.R.A.S. 2s.
97. *STATICS AND DYNAMICS*, the Principles and Practice of; embracing also a clear development of Hydrostatics, Hydrodynamics, and Central Forces. By T. BAKER, C.E. Fourth Edition. 1s. 6d.
173. *PHYSICAL GEOLOGY*, partly based on Major-General PORTLOCK's "Rudiments of Geology." By RALPH TATE, A.L.S., &c. Woodcuts. 2s.
174. *HISTORICAL GEOLOGY*, partly based on Major-General PORTLOCK's "Rudiments." By RALPH TATE, A.L.S., &c. Woodcuts. 2s. 6d.
- 173 & 174. *RUDIMENTARY TREATISE ON GEOLOGY*, Physical and Historical. Partly based on Major-General PORTLOCK's "Rudiments of Geology." By RALPH TATE, A.L.S., F.G.S., &c. In One Volume. 4s. 6d. †
- 183 & 184. *ANIMAL PHYSICS*, Handbook of. By Dr. LARDNER, D.C.L., formerly Professor of Natural Philosophy and Astronomy in University College, Lond. With 520 Illustrations. In One Vol. 7s. 6d., cloth boards.
184. \* \* Sold also in Two Parts, as follows:—
183. *ANIMAL PHYSICS*. By Dr. LARDNER. Part I., Chapters I.—VII. 4s.
184. *ANIMAL PHYSICS*. By Dr. LARDNER. Part II., Chapters VIII.—XVIII. 3s.
269. *LIGHT*: an Introduction to the Science of Optics, for the Use of Students of Architecture, Engineering, and other Applied Sciences. By E. WYNDHAM TARN, M.A. 1s. 6d. [*Just published.*]

## FINE ARTS.

20. *PERSPECTIVE FOR BEGINNERS*. Adapted to Young Students and Amateurs in Architecture, Painting, &c. By GEORGE PYNE. 2s.
40. *GLASS STAINING, AND THE ART OF PAINTING ON GLASS*. From the German of Dr. GESSERT and EMANUEL OTTO FROMBERG. With an Appendix on THE ART OF ENAMELLING. 2s. 6d.
69. *MUSIC*, A Rudimentary and Practical Treatise on. With numerous Examples. By CHARLES CHILD SPENCER. 2s. 6d.
71. *PIANOFORTE*, The Art of Playing the. With numerous Exercises & Lessons from the Best Masters. By CHARLES CHILD SPENCER. 1s. 6d.
- 69-71. *MUSIC & THE PIANOFORTE*. In one vol. Half bound, 5s.
181. *PAINTING POPULARLY EXPLAINED*, including Fresco, Oil, Mosaic, Water Colour, Water-Glass, Tempera, Encaustic, Miniature, Painting on Ivory, Vellum, Pottery, Enamel, Glass, &c. With Historical Sketches of the Progress of the Art by THOMAS JOHN GULLICK, assisted by JOHN TIMBS, F.S.A. Fifth Edition, revised and enlarged. 5s. †
186. *A GRAMMAR OF COLOURING*, applied to Decorative Painting and the Arts. By GEORGE FIELD. New Edition, enlarged and adapted to the Use of the Ornamental Painter and Designer. By ELLIS A. DAVIDSON. With two new Coloured Diagrams, &c. 3s. †
246. *A DICTIONARY OF PAINTERS, AND HANDBOOK FOR PICTURE AMATEURS*; including Methods of Painting, Cleaning, Relining and Restoring, Schools of Painting, &c. With Notes on the Copyists and Imitators of each Master. By PHILIPPE DARYL. 2s. 6d. †

 The † indicates that these vols. may be had strongly bound at 6d. extra.




## INDUSTRIAL AND USEFUL ARTS.

23. *BRICKS AND TILES*, Rudimentary Treatise on the Manufacture of. By E. DOBSON, M.R.I.B.A. Illustrated, 3s. †
67. *CLOCKS, WATCHES, AND BELLS*, a Rudimentary Treatise on. By Sir EDMUND BECKETT, LL.D., Q.C. Seventh Edition, revised and enlarged. 4s. 6d. limp; 5s. 6d. cloth boards.
- 83\*\* *CONSTRUCTION OF DOOR LOCKS*. Compiled from the Papers of A. C. HOBBS, and Edited by CHARLES TOMLINSON, F.R.S. 2s. 6d.
162. *THE BRASS FOUNDER'S MANUAL*; Instructions for Modelling, Pattern-Making, Moulding, Turning, Filing, Burnishing, Bronzing, &c. With copious Receipts, &c. By WALTER GRAHAM. 2s. †
205. *THE ART OF LETTER PAINTING MADE EASY*. By J. G. BADENOCH. Illustrated with 12 full-page Engravings of Examples. 1s. 6d.
215. *THE GOLDSMITH'S HANDBOOK*, containing full Instructions for the Alloying and Working of Gold. By GEORGE E. GEE, 3s. †
225. *THE SILVERSMITH'S HANDBOOK*, containing full Instructions for the Alloying and Working of Silver. By GEORGE E. GEE. 3s. †
- \* \* *The two preceding Works, in One handsome Vol., half-bound, entitled "THE GOLDSMITH'S & SILVERSMITH'S COMPLETE HANDBOOK," 7s.*
249. *THE HALL-MARKING OF JEWELLERY PRACTICALLY CONSIDERED*. By GEORGE E. GEE. 3s. †
224. *COACH BUILDING*, A Practical Treatise, Historical and Descriptive. By J. W. BURGESS. 2s. 6d. †
235. *PRACTICAL ORGAN BUILDING*. By W. E. DICKSON, M.A., Precentor of Ely Cathedral. Illustrated. 2s. 6d. †
262. *THE ART OF BOOT AND SHOEMAKING*. By JOHN BEDFORD LENO. Numerous Illustrations. Third Edition. 2s.
263. *MECHANICAL DENTISTRY: A Practical Treatise on the Construction of the Various Kinds of Artificial Dentures, with Formulæ, Tables, Receipts, &c.* By CHARLES HUNTER. Third Edition. 3s. †
270. *WOOD ENGRAVING: A Practical and Easy Introduction to the Study of the Art*. By W. N. BROWN. 1s. 6d.

## MISCELLANEOUS VOLUMES.

36. *A DICTIONARY OF TERMS used in ARCHITECTURE, BUILDING, ENGINEERING, MINING, METALLURGY, ARCHÆOLOGY, the FINE ARTS, &c.* By JOHN WEALE. Fifth Edition. Revised by ROBERT HUNT, F.R.S. Illustrated. 5s. limp; 6s. cloth boards.
50. *THE LAW OF CONTRACTS FOR WORKS AND SERVICES*. By DAVID GIBBONS. Third Edition, enlarged. 3s. †
112. *MANUAL OF DOMESTIC MEDICINE*. By R. GOODING, B.A., M.D. A Family Guide in all Cases of Accident and Emergency. 2s. †
- 112\*. *MANAGEMENT OF HEALTH*. A Manual of Home and Personal Hygiene. By the Rev. JAMES BAIRD, B.A. 1s.
150. *LOGIC*, Pure and Applied. By S. H. EMMENS. 1s. 6d.
153. *SELECTIONS FROM LOCKE'S ESSAYS ON THE HUMAN UNDERSTANDING*. With Notes by S. H. EMMENS. 2s.
154. *GENERAL HINTS TO EMIGRANTS*. 2s.
157. *THE EMIGRANT'S GUIDE TO NATAL*. By ROBERT JAMES MANN, F.R.A.S., F.M.S. Second Edition. Map. 2s.
193. *HANDBOOK OF FIELD FORTIFICATION*. By Major W. W. KNOLLYS, F.R.G.S. With 163 Woodcuts. 3s. †
194. *THE HOUSE MANAGER: Being a Guide to Housekeeping*. Practical Cookery, Pickling and Preserving, Household Work, Dairy Management, &c. By AN OLD HOUSEKEEPER. 3s. 6d. †
- 194, *HOUSE BOOK (The)*. Comprising:—I. THE HOUSE MANAGER. 112 & By an OLD HOUSEKEEPER. II. DOMESTIC MEDICINE. By R. GOODING, M.D. 112\*. III. MANAGEMENT OF HEALTH. By J. BAIRD. In One Vol., half-bound, 6s.

 The † indicates that these vols may be had strongly bound at 6d. extra.



## EDUCATIONAL AND CLASSICAL SERIES.

### HISTORY.

1. **England, Outlines of the History of;** more especially with reference to the Origin and Progress of the English Constitution. By WILLIAM DOUGLAS HAMILTON, F.S.A., of Her Majesty's Public Record Office. 4th Edition, revised. 5s.; cloth boards, 6s.
5. **Greece, Outlines of the History of;** in connection with the Rise of the Arts and Civilization in Europe. By W. DOUGLAS HAMILTON, of University College, London, and EDWARD LEVIEN, M.A., of Balliol College, Oxford. 2s. 6d.; cloth boards, 3s. 6d.
7. **Rome, Outlines of the History of;** from the Earliest Period to the Christian Era and the Commencement of the Decline of the Empire. By EDWARD LEVIEN, of Balliol College, Oxford. Map, 2s. 6d.; cl. bds. 3s. 6d.
9. **Chronology of History, Art, Literature, and Progress,** from the Creation of the World to the Present Time. The Continuation by W. D. HAMILTON, F.S.A. 3s.; cloth boards, 3s. 6d.
50. **Dates and Events in English History,** for the use of Candidates in Public and Private Examinations. By the Rev. E. RAND. 1s.

### ENGLISH LANGUAGE AND MISCELLANEOUS.

11. **Grammar of the English Tongue, Spoken and Written.** With an Introduction to the Study of Comparative Philology. By HYDE CLARKE, D.C.L. Fourth Edition. 1s. 6d.
12. **Dictionary of the English Language, as Spoken and Written.** Containing above 100,000 Words. By HYDE CLARKE, D.C.L. 3s. 6d.; cloth boards, 4s. 6d.; complete with the GRAMMAR, cloth bds., 5s. 6d.
48. **Composition and Punctuation, familiarly Explained** for those who have neglected the Study of Grammar. By JUSTIN BRENNAN. 18th Edition. 1s. 6d.
49. **Derivative Spelling-Book:** Giving the Origin of Every Word from the Greek, Latin, Saxon, German, Teutonic, Dutch, French, Spanish, and other Languages; with their present Acceptation and Pronunciation. By J. ROWBOTHAM, F.R.A.S. Improved Edition. 1s. 6d.
51. **The Art of Extempore Speaking:** Hints for the Pulpit, the Senate, and the Bar. By M. BAUTAIN, Vicar-General and Professor at the Sorbonne. Translated from the French. 8th Edition, carefully corrected. 2s. 6d.
53. **Places and Facts in Political and Physical Geography,** for Candidates in Examinations. By the Rev. EDGAR RAND, B.A. 1s.
54. **Analytical Chemistry, Qualitative and Quantitative,** a Course of. To which is prefixed, a Brief Treatise upon Modern Chemical Nomenclature and Notation. By WM. W. PINK and GEORGE E. WEBSTER. 2s.

### THE SCHOOL MANAGERS' SERIES OF READING BOOKS,

Edited by the Rev. A. R. GRANT, Rector of Hitcham, and Honorary Canon of Ely; formerly H.M. Inspector of Schools.

INTRODUCTORY PRIMER, 3d.

	s.	d.		s.	d.
FIRST STANDARD . . .	0	6	FOURTH STANDARD . . .	1	2
SECOND " . . .	0	10	FIFTH " . . .	1	6
THIRD " . . .	1	0	SIXTH " . . .	1	6

LESSONS FROM THE BIBLE. Part I. Old Testament. 1s.

LESSONS FROM THE BIBLE. Part II. New Testament, to which is added THE GEOGRAPHY OF THE BIBLE, for very young Children. By Rev. C. THORNTON FORSTER. 1s. 2d. \*\* Or the Two Parts in One Volume. 2s.



### FRENCH.

24. French Grammar. With Complete and Concise Rules on the Genders of French Nouns. By G. L. STRAUSS, Ph.D. 1s. 6d.  
 25. French-English Dictionary. Comprising a large number of New Terms used in Engineering, Mining, &c. By ALFRED ELWES. 1s. 6d.  
 26. English-French Dictionary. By ALFRED ELWES. 2s.  
 25,26. French Dictionary (as above). Complete, in One Vol., 3s.; cloth boards, 3s. 6d. \*\*\* Or with the GRAMMAR, cloth boards, 4s. 6d.  
 47. French and English Phrase Book: containing Introductory Lessons, with Translations, several Vocabularies of Words, a Collection of suitable Phrases, and Easy Familiar Dialogues. 1s. 6d.

### GERMAN.

39. German Grammar. Adapted for English Students, from Heyse's Theoretical and Practical Grammar, by Dr. G. L. STRAUSS. 1s. 6d.  
 40. German Reader: A Series of Extracts, carefully culled from the most approved Authors of Germany; with Notes, Philological and Explanatory. By G. L. STRAUSS, Ph.D. 1s.  
 41-43. German Triglot Dictionary. By N. E. S. A. HAMILTON. In Three Parts. Part I. German-French-English. Part II. English-German-French. Part III. French-German-English. 3s., or cloth boards, 4s.  
 41-43 & 39. German Triglot Dictionary (as above), together with German Grammar (No. 39), in One Volume, cloth boards, 5s.

### ITALIAN.

27. Italian Grammar, arranged in Twenty Lessons, with a Course of Exercises. By ALFRED ELWES. 1s. 6d.  
 28. Italian Triglot Dictionary, wherein the Genders of all the Italian and French Nouns are carefully noted down. By ALFRED ELWES. Vol. 1. Italian-English-French. 2s. 6d.  
 30. Italian Triglot Dictionary. By A. ELWES. Vol. 2. English-French-Italian. 2s. 6d.  
 32. Italian Triglot Dictionary. By ALFRED ELWES. Vol. 3. French-Italian-English. 2s. 6d.  
 28,30,32. Italian Triglot Dictionary (as above). In One Vol., 7s. 6d. Cloth boards.

### SPANISH AND PORTUGUESE.

34. Spanish Grammar, in a Simple and Practical Form. With a Course of Exercises. By ALFRED ELWES. 1s. 6d.  
 35. Spanish-English and English-Spanish Dictionary. Including a large number of Technical Terms used in Mining, Engineering, &c. with the proper Accents and the Gender of every Noun. By ALFRED ELWES. 4s.; cloth boards, 5s. \*\*\* Or with the GRAMMAR, cloth boards, 6s.  
 55. Portuguese Grammar, in a Simple and Practical Form. With a Course of Exercises. By ALFRED ELWES. 1s. 6d.  
 56. Portuguese-English and English-Portuguese Dictionary. Including a large number of Technical Terms used in Mining, Engineering, &c., with the proper Accents and the Gender of every Noun. By ALFRED ELWES. Second Edition, Revised, 5s.; cloth boards, 6s. \*\*\* Or with the GRAMMAR, cloth boards, 7s.

### HEBREW.

- 46\*. Hebrew Grammar. By Dr. BRESSLAU. 1s. 6d.  
 44. Hebrew and English Dictionary, Biblical and Rabbinical; containing the Hebrew and Chaldee Roots of the Old Testament Post-Rabbinical Writings. By Dr. BRESSLAU. 6s.  
 46. English and Hebrew Dictionary. By Dr. BRESSLAU. 3s.  
 44,46. Hebrew Dictionary (as above), in Two Vols., complete, with 46\*. the GRAMMAR, cloth boards, 12s.



## LATIN.

19. **Latin Grammar.** Containing the Inflections and Elementary Principles of Translation and Construction. By the Rev. THOMAS GOODWIN, M.A., Head Master of the Greenwich Proprietary School. 1s. 6d.
20. **Latin-English Dictionary.** By the Rev. THOMAS GOODWIN, M.A. 2s.
22. **English-Latin Dictionary;** together with an Appendix of French and Italian Words which have their origin from the Latin. By the Rev. THOMAS GOODWIN, M.A. 1s. 6d.
- 20, 22. **Latin Dictionary** (as above). Complete in One Vol., 3s. 6d. cloth boards, 4s. 6d. \* \* Or with the GRAMMAR, cloth boards, 5s. 6d.

## LATIN CLASSICS. With Explanatory Notes in English.

1. **Latin Delectus.** Containing Extracts from Classical Authors, with Genealogical Vocabularies and Explanatory Notes, by H. YOUNG. 1s. 6d.
2. **Cæsar's Commentarii de Bello Gallico.** Notes, and a Geographical Register for the Use of Schools, by H. YOUNG. 2s.
3. **Cornelius Nepos.** With Notes. By H. YOUNG. 1s.
4. **Virgilii Maronis Bucolica et Georgica.** With Notes on the Bucolics by W. RUSHTON, M.A., and on the Georgics by H. YOUNG. 1s. 6d.
5. **Virgilii Maronis Æneis.** With Notes, Critical and Explanatory, by H. YOUNG. New Edition, revised and improved. With copious Additional Notes by Rev. T. H. L. LEARY, D.C.L., formerly Scholar of Brasenose College, Oxford. 3s.
- 5\* ——— Part 1. Books i.—vi., 1s. 6d.
- 5\*\* ——— Part 2. Books vii.—xii., 2s.
6. **Horace; Odes, Epode, and Carmen Sæculare.** Notes by H. YOUNG. 1s. 6d.
7. **Horace; Satires, Epistles, and Ars Poetica.** Notes by W. BROWNRIGG SMITH, M.A., F.R.G.S. 1s. 6d.
8. **Sallustii Crispi Catalina et Bellum Jugurthinum.** Notes, Critical and Explanatory, by W. M. DONNE, B.A., Trin. Coll., Cam. 1s. 6d.
9. **Terentii Andria et Heautontimorumenos.** With Notes, Critical and Explanatory, by the Rev. JAMES DAVIES, M.A. 1s. 6d.
10. **Terentii Adelphi, Hecyra, Phormio.** Edited, with Notes, Critical and Explanatory, by the Rev. JAMES DAVIES, M.A. 2s.
11. **Terentii Eunuchus, Comœdia.** Notes, by Rev. J. DAVIES, M.A. 1s. 6d.
12. **Ciceronis Oratio pro Sexto Roscio Amerino.** Edited, with an Introduction, Analysis, and Notes, Explanatory and Critical, by the Rev. JAMES DAVIES, M.A. 1s. 6d.
13. **Ciceronis Orationes in Catilinam, Verrem, et pro Archia.** With Introduction, Analysis, and Notes, Explanatory and Critical, by Rev. T. H. L. LEARY, D.C.L. formerly Scholar of Brasenose College, Oxford. 1s. 6d.
14. **Ciceronis Cato Major, Lælius, Brutus, sive de Senectute, de Amicitia, de Claris Oratoribus Dialogi.** With Notes by W. BROWNRIGG SMITH, M.A., F.R.G.S. 2s.
16. **Livy; History of Rome.** Notes by H. YOUNG and W. B. SMITH, M.A. Part 1. Books i., ii., 1s. 6d.
- 16\* ——— Part 2. Books iii., iv., v., 1s. 6d.
17. ——— Part 3. Books xxi., xxii., 1s. 6d.
19. **Latin Verse Selections,** from Catullus, Tibullus, Propertius, and Ovid. Notes by W. B. DONNE, M.A., Trinity College, Cambridge. 2s.
20. **Latin Prose Selections,** from Varro, Columella, Vitruvius, Seneca, Quintilian, Florus, Velleius Paterculus, Valerius Maximus Suetonius, Apuleius, &c. Notes by W. B. DONNE, M.A. 2s.
21. **Juvenalis Satiræ.** With Prolegomena and Notes by T. H. S. ESCOTT, B.A., Lecturer on Logic at King's College, London. 2s.



## GREEK.

14. **Greek Grammar**, in accordance with the Principles and Philological Researches of the most eminent Scholars of our own day. By HANS CLAUDE HAMILTON. 1s. 6d.
- 15,17. **Greek Lexicon**. Containing all the Words in General Use, with their Significations, Inflections, and Doubtful Quantities. By HENRY R. HAMILTON. Vol. 1. Greek-English, 2s. 6d.; Vol. 2. English-Greek, 2s. Or the Two Vols. in One, 4s. 6d.: cloth boards, 5s.
- 14,15. **Greek Lexicon** (as above). Complete, with the GRAMMAR, in 17. One Vol., cloth boards, 6s.

## GREEK CLASSICS. With Explanatory Notes in English.

1. **Greek Delectus**. Containing Extracts from Classical Authors, with Genealogical Vocabularies and Explanatory Notes, by H. YOUNG. New Edition, with an improved and enlarged Supplementary Vocabulary, by JOHN HUTCHISON, M.A., of the High School, Glasgow. 1s. 6d.
- 2, 3. **Xenophon's Anabasis; or, The Retreat of the Ten Thousand**. Notes and a Geographical Register, by H. YOUNG. Part 1. Books i. to iii., 1s. Part 2. Books iv. to vii., 1s.
4. **Lucian's Select Dialogues**. The Text carefully revised, with Grammatical and Explanatory Notes, by H. YOUNG. 1s. 6d.
- 5-12. **Homer, The Works of**. According to the Text of BAEUMLEIN. With Notes, Critical and Explanatory, drawn from the best and latest Authorities, with Preliminary Observations and Appendices, by T. H. L. LEARY, M.A., D.C.L.
- |               |                                     |   |
|---------------|-------------------------------------|---|
| THE ILIAD :   | Part 1. Books i. to vi., 1s. 6d.    | Part 3. Books xiii. to xviii., 1s. 6d.      |
|               | Part 2. Books vii. to xii., 1s. 6d. | Part 4. Books xix. to xxiv., 1s. 6d.        |
| THE ODYSSEY : | Part 1. Books i. to vi., 1s. 6d.    | Part 3. Books xiii. to xviii., 1s. 6d.      |
|               | Part 2. Books vii. to xii., 1s. 6d. | Part 4. Books xix. to xxiv., and Hymns, 2s. |
13. **Plato's Dialogues: The Apology of Socrates, the Crito, and the Phædo**. From the Text of C. F. HERMANN. Edited with Notes, Critical and Explanatory, by the Rev. JAMES DAVIES, M.A. 2s.
- 14-17. **Herodotus, The History of**, chiefly after the Text of GAISFORD. With Preliminary Observations and Appendices, and Notes, Critical and Explanatory, by T. H. L. LEARY, M.A., D.C.L.
- |         |   |
|---------|---|
| Part 1. | Books i., ii. (The Clio and Euterpe), 2s.                     |
| Part 2. | Books iii., iv. (The Thalia and Melpomene), 2s.               |
| Part 3. | Books v.-vii. (The Terpsichore, Erato, and Polymnia), 2s.     |
| Part 4. | Books viii., ix. (The Urania and Calliope) and Index, 1s. 6d. |
18. **Sophocles: Œdipus Tyrannus**. Notes by H. YOUNG. 1s.
20. **Sophocles: Antigone**. From the Text of DINDORF. Notes, Critical and Explanatory, by the Rev. JOHN MILNER, B.A. 2s.
23. **Euripides: Hecuba and Medea**. Chiefly from the Text of DINDORF. With Notes, Critical and Explanatory, by W. BROWNRIGG SMITH, M.A., F.R.G.S. 1s. 6d.
26. **Euripides: Alcestis**. Chiefly from the Text of DINDORF. With Notes, Critical and Explanatory, by JOHN MILNER, B.A. 1s. 6d.
30. **Æschylus: Prometheus Vincetus: The Prometheus Bound**. From the Text of DINDORF. Edited, with English Notes, Critical and Explanatory, by the Rev. JAMES DAVIES, M.A. 1s.
32. **Æschylus: Septem Contra Thebes: The Seven against Thebes**. From the Text of DINDORF. Edited, with English Notes, Critical and Explanatory, by the Rev. JAMES DAVIES, M.A. 1s.
40. **Aristophanes: Acharnians**. Chiefly from the Text of C. H. WEISE. With Notes, by C. S. T. TOWNSHEND, M.A. 1s. 6d.
41. **Thucydides: History of the Peloponnesian War**. Notes by H. YOUNG. Book 1. 1s. 6d.
42. **Xenophon's Panegyric on Agesilaus**. Notes and Introduction by LL. F. W. JEWITT. 1s. 6d.
43. **Demosthenes**. The Oration on the Crown and the Philippics. With English Notes. By Rev. T. H. L. LEARY, D.C.L., formerly Scholar of Brasenose College, Oxford. 1s. 6d.



