

[Report of the Medical Officer of Health for Southwark, Borough of].

Contributors

Southwark (London, England). Metropolitan Borough.
Millson, George B.

Persistent URL

<https://wellcomecollection.org/works/aq8xjyjq>

License and attribution


You have permission to make copies of this work under a Creative Commons, Attribution, Non-commercial license.

Non-commercial use includes private study, academic research, teaching, and other activities that are not primarily intended for, or directed towards, commercial advantage or private monetary compensation. See the Legal Code for further information.

Image source should be attributed as specified in the full catalogue record. If no source is given the image should be attributed to Wellcome Collection.



Wellcome Collection
183 Euston Road
London NW1 2BE UK
T +44 (0)20 7611 8722
E library@wellcomecollection.org
<https://wellcomecollection.org>



3

1-7-30
W. H. C. 1-7-30

Borough of Southwark.



ANNUAL REPORT

OF THE

Medical Officer of Health

FOR THE

YEAR 1918.


G. B. MILLSON,

Medical Officer of Health.

LONDON :

T. Cornell & Sons, General Printers 62 and 63, Borough Road, S.E.

Department of Agriculture



ANNUAL REPORT

General Office of Agriculture

Washington

1917

TABLE OF CONTENTS.

	PAGE
Summary of statistics... ..	2
Population of Borough	2-3
Ward distribution and persons per acre	
Births	4
Birth-rates for the last twenty-seven years for the three divisions of the Borough	5
Births, Birth-rates, Infantile Mortality and Zymotic rates in the Wards ...	6
Deaths	7
Number registered	7
In outlying districts	7-11
Death-rates for the last twenty-seven years for the three divisions of the Borough	12
Death-rates in the several wards for the last fifteen years	13
Deaths in public institutions in the Borough	14
Births and deaths registered in the sub-districts	15-16
Vital statistics for whole district	17
Deaths from the various classes of disease in Sanitary Area for 1918 ...	18-21
Deaths from all causes in Sanitary Area for ten years, 1909-18 ...	22-25
Principal causes of and ages at death during 1918	26-27
Deaths of infants under one year of age during the last 24 years ...	28
Infantile Mortality (under 1 year) for the wards and for the Borough ...	29-40
Cases of infectious diseases notified with ages and number removed, in wards...	41
Vital statistics for separate localities (wards)	42-43
Cases of infectious diseases occurring in the several wards	44
Deaths from principal zymotic diseases in the wards	45
Deaths in the several wards with the ages and death-rate in each ward ..	4
Cases of infectious diseases notified weekly	47
Analysis of cases treated in hospitals and at home for the last eighteen years ...	48-49
Analysis of sickness and mortality statistics in London during 1918 ...	50-51
Phthisis—Number of cases notified and other particulars	52
Pulmonary Tuberculosis—Deaths (a) in own homes (b) in Hospitals ...	53
Public Health (Tuberculosis) Regulation, 1912, Summary of Notifications ...	54

	PAGE
Zymotic mortality, showing the localities where the deaths occurred	55
Small-pox ...	56
Scarlet fever	56
Observations as to its incidence, &c.	56
Number of cases notified in Southwark and in London	56
Mortality for the last ten years	56
Percentage of cases removed to hospital	56
Mortality rate	56
Diphtheria	57
Number of cases notified in Southwark and in London	57
Mortality for the last ten years	57
Percentage of cases removed to hospital...	57
Enteric fever	57
Number of cases notified	57
Mortality for the last ten years	58
Cases removed to hospital	58
Measles	58
Mortality for ten years	58
Cerebro-Spinal Fever	58
Diarrhæa	58
Mortality for the last ten years	59
Whooping cough	59
Mortality for ten years	59
Health Work and Notification of Births Act...	60
Number of visits made by Women Inspectors	60
Maternity and Child Welfare: Centres established	61-62
Maternity and Child Welfare: Report on work done at the several Centres during 1917	63-65
Reception House: return of families accommodated	66-67

	PAGE.
Disinfection	68
After Infectious Disease—Locality of rooms disinfected ...	68
Ditto stripped ...	68
Bedding disinfected and destroyed ...	69
After Phthisis—Locality of rooms sprayed ...	69
Ditto stripped ...	69
Cleansing of Verminous and Scabious Persons ...	70
Number cleansed during 1918, and schools attended by children ...	71-72
Number cleansed from Common Lodging Houses, &c. ...	73
Verminous rooms and contents cleansed by Council and owners ...	74
Verminous bedding, &c., treated ...	75
Verminous rooms stripped by Council's staff ...	75
Mortuaries	76
House to house inspection and miscellaneous nuisances dealt with in relation to the wards	77-81
Houses let in lodgings—Number added to and removed from Register in 1918...	82
Localities (wards)	82
Sanitary works carried out, Visits made, &c. ...	83-84
Ice Creams, Number of inspections of premises ...	85
Eating Houses, Number of inspections, &c. ...	86
Inspections of wharves, markets, &c. ...	87
Inspection of food—Quantity and Description examined throughout Borough ...	88-97
Quantity examined at wharves, &c.	98-105
Samples examined and number unsound ...	106
Customs and Inland Revenue Act	107
Housing, Town Planning, &c., 1909	107
Water Certificates granted under Section 48	107
Water Supply in tenemented houses: Additional supplies provided ...	107
Housing, Town Planning, &c., Act, 1909: Premises still under consideration from 1913	108-119

	PAGE.
Black Smoke Nuisances	120
Complaints received at Office	120
Number of observations made, and action taken	120
Number of complaints received, &c., for eighteen years	121
Factories and workshops, Inspections, &c., in wards	122-123
Summary of inspections made, defects found and remedied, &c.	124
Home Work—Outworkers	125
Registered Workshops, &c.	126
Public Health, &c. Acts, summonses taken out and results	127
Particulars of proceedings taken	128-136
Summary of inspections and reinspections during 1918 and 12 preceding years	137
Ditto ditto in wards for 1918	138-139
Summary of sanitary works completed during 1918 in wards	140-141
Ditto ditto ditto and 12 preceding years	142-143
Milksellers... ..	144
Noxious Trades	144
Cowsheds	144-145
Bakehouses	145
Margarine Factories and Stores	145
Butter Factories	145
Rag Flock Act, 1911	146
Slaughterhouses	146
Food and Drugs Acts, Number of "official" samples taken in wards ..	146
Summonses taken out and results	147
Table giving number and description of samples with adulteration	148-153
Informal samples taken and results of analyses	154
Public Health (Milk and Cream) Regulations	154
Particulars of proceedings taken under the Sale of Food and Drugs Acts	155-163
Appendix: Report of the Tuberculosis Officer	166-172

BOROUGH OF SOUTHWARK.

PUBLIC HEALTH DEPARTMENT,

TOWN HALL,

WALWORTH ROAD, S.E.

DEAR SIR AND GENTLEMEN,

I have the honour of submitting for your consideration my thirty-second Annual Report which deals with the vital statistics and general sanitary work of the Borough for the year 1918.

The death-rate, chiefly owing to the two epidemics of Influenza and an increase in Measles and Whooping Cough, was high.

The Maternity and Child Welfare Scheme is now completely established and in good working order.

The inspection of food at the wharves on the River bank, still continues to increase in importance, excellent work has been done throughout the year.

All our Sanitary Inspectors have returned from the Army and have resumed duty, except Mr. Howes, who was killed on active service.

I have to thank the staff of Inspectors and Clerks for their loyal support, especially as the work of the year has been unusually heavy.

I have to thank the Council and the Public Health Committee for their courtesy and support.

I have the honour to be,

Your obedient servant,

G. B. MILLSON,

Medical Officer of Health.

*To the Mayor, Aldermen and Councillors.
of the Borough of Southwark.*

SUMMARY OF STATISTICS, 1918.

Estimated population	161,968
Total Births	3,450
Total Deaths	3,757
Birth Rate for London	16.1
Do. Southwark	21.3
Death Rate for London	18.9
Do. Southwark	23.2

Cases of Infectious Disease notified.

Measles.	Chicken Pox.	Epidemic Diarrhoea	Ophthalm. neonatorum.	Scarlet Fever.	Enteric Fever.	Diphtheria.	Erysipelas.	Puerperal Fever.	Membranous Croup.	Continued Fever.	Cerebro-Spinal Fever.	Phthisis.	Other Tuberculosis.	Total.
2442	223	130	45	653	8	491	150	12	13	1	7	579	195	4949

Deaths in the Sanitary Area from the principal Zymotic Diseases.

Total excluding Phthisis.	Small Pox.	Measles.	Scarlet Fever.	Diphtheria.	Whooping Cough.	Typhus Fever.	Enteric Fever.	Diarrhoea.	Phthisis.	Deaths under 1 year to 1,000 Births.
411	—	145	14	41	129	—	1	81	387	—
The Zymotic Rate per 1,000 and Infant Rate.										
2.53	—	0.89	0.08	0.25	0.79	—	—	0.50	2.38	124

POPULATION

In the fifth year of the war the relation between births and deaths has been seriously upset. In much of the year the deaths have exceeded the births in number. The population has further declined in amount, so the Registrar General states in his reports.

What is the precise shrinkage it would be impossible to say without a census. It can be said, however, that the borough is suffering from serious overcrowding which cannot be remedied owing to shortage of house accommodation. Southwark is one of the most, if not the most, densely populated districts of the Metropolis, and apart from one or two scheduled areas, such as those of Tabard Street and Grotto Place, there is little vacant land upon which new houses can be built. There is a large number of houses in the old part of Southwark quite unfit for

human habitation and which should be pulled down. The portion of the district between the Elephant and Castle and the river has been for years past losing its residential character and acquiring more of a City or commercial aspect. This change appears to be a desirable one both from a health as well as a municipal point of view. It is therefore inadvisable in this old part of the borough, to rebuild many of the old rotten houses and narrow courts which, in a few years, must give place to large warehouses, factories and offices. The housing problem in relation to those families who cannot pay an economic rent is a very difficult one to solve. Whatever form a subsidy should take, or by whom it should be paid, something of the kind is absolutely necessary if the housing conditions of the poorest of our people are to be improved.

The population of the several divisions of the Borough at each Census since 1841, and also the estimated population for 1902, 1903, 1904, 1905, 1906, 1907, 1908, 1909, 1910, 1912, 1913, 1914, 1915, 1916, 1917 and 1918.

	Newington.	St. George's.	St. Saviour's and Christchurch.
1841	... 54,693
1851	... 64,816	... 51,824	... 35,731
1861	... 82,157	... 55,510	... 36,169
1871	... 88,691	... 56,083	... 31,294
1881	... 107,831	... 58,652	... 31,628
1891	... 115,663	... 59,740	... 27,161
1901	... 121,863	... 60,998	... 23,319
1902	... 122,246	... 61,187	... 23,392
1903	... 122,572	... 61,342	... 23,454
1904	... 122,902	... 61,518	... 23,517
1905	... 123,247	... 61,699	... 23,582
1906	... 123,604	... 61,888	... 23,651
1907	... 123,971	... 62,087	... 23,723
1908	... 124,355	... 62,292	... 23,795
1909	... 124,756	... 62,500	... 23,869
1910	... 125,172	... 62,715	... 23,945
1911	... 116,819	... 55,782	... 19,361
1912	... 116,264	... 54,502	... 19,251
1913	... 115,333	... 54,057	... 19,097
1914	... 115,559	... 53,628	... 19,134
1915	... 110,071	... 51,119	... 18,234
1916	... 108,683	... 50,476	... 18,007
1917	... 103,000	... 47,869	... 17,067
1918	... 99,316	... 46,153	... 16,499

The Ward distribution was as follows :—

TABLE 1.

WARD.	Area in Acres	Population.			Persons to the Acre.
		Males.	Females.	Total.	
St. Mary ...	126	8,105	10,819	18,924	150
St. Paul ...	129	6,813	9,879	16,692	129
St. Peter ...	90	6,233	9,396	15,629	173
St. John ...	85	7,119	10,889	18,008	211
Trinity ...	108	6,024	7,598	13,622	126
All Saints ...	89	6,639	9,802	16,441	184
St. Michael ...	90	8,492	10,756	19,248	213
St. Jude ...	97	4,489	7,096	11,585	119
St. George ...	97	6,273	9,047	15,320	157
Christchurch ...	93	3,958	4,155	8,113	87
St. Saviour ...	161	3,254	5,132	8,386	52
Whole Borough	1,165	67,399	94,569	161,968	139

BIRTHS.

The number of Births registered in the Borough during 1918 was 3,069, of which 1,556 were males, and 1,513 females. This represents a birth-rate of 18·9 per 1,000 inhabitants.

The number of births registered in the individual parishes was as follows:—Newington, 1,914; St. George the Martyr, 845; Christchurch and St. Saviour's, 310.

Of the 3,069 births registered in the borough 46 were transferred away, the permanent residence of the parents being outside the borough. 427 births occurring in various lying-in and other institutions outside the borough, but belonging to Southwark parents, were notified to me by the Registrar-General. When the 46 "outward" transfers are deducted and the 427 "inward" transfers are added to the 3,069 births actually registered in the borough, the net amount of births belonging to Southwark for the year is found to be 3,450. This gives a corrected birth-rate of 21·3,

**Birth-rate for the last Twenty-seven Years for the Three Divisions
of the Borough as formerly existed.**

		Newington.	St. George's	St. Saviour's and Christchurch.	Whole Borough.
1892	...	35.0	36.0	31.4	—
1893	...	36.9	36.3	29.1	—
1894	...	35.4	34.6	28.9	—
1895	...	35.4	36.5	32.4	—
1896	...	35.2	36.9	30.9	—
1897	...	34.7	35.1	30.9	—
1898	...	33.8	35.5	30.2	—
1899	...	33.6	35.2	28.7	—
1900	...	33.3	34.6	29.8	—
1901	...	33.8	33.6	30.0	33.3
1902	...	34.4	32.7	29.3	33.3
1903	...	33.3	31.3	30.0	32.3
1904	...	32.3	31.2	27.6	31.5
1905	...	30.3	30.6	26.2	30.0
1906	...	29.0	30.5	25.2	29.1
1907	...	29.1	29.2	25.1	28.7
1908	...	28.7	28.6	23.2	28.1
1909	...	27.7	27.5	23.0	28.3
1910	...	28.2	28.1	24.3	27.8
1911	...	29.0	31.7	27.9	29.6
1912	...	29.0	30.7	28.0	29.4
1913	...	31.8	32.7	26.0	31.5
1914	...	29.7	31.4	25.5	29.7
1915	...	28.8	30.2	29.2	29.2
1916	...	28.4	27.1	24.4	27.6
1917	...	25.2	24.8	20.2	24.6
1918	...	21.8	21.0	18.4	21.3

TABLE 2.

Number of Births belonging to each ward, with the Birth-rates, also the Infantile Mortality and Zymotic Rate in the several wards for 1918.

WARD.	BIRTHS.				Infantile Mortality.	ZYMOTIC RATES IN THE WARDS.							
	Males.	Fe-males.	Total.	Birth-rate.		Small Pox.	Measles.	Scarlet Fever.	Diphtheria.	Whooping Cough.	Enteric Fever.	Diarrhœa.	Phthisis.
St. Mary ...	197	179	376	19·8	103	—	0·89	0·10	0·21	0·79	—	0·26	2·74
St. Paul ...	133	149	282	16·8	134	—	0·42	0·06	0·18	0·72	—	0·42	1·97
St. Peter ...	191	178	369	23·6	92	—	1·02	0·06	0·70	0·70	0·07	0·38	2·04
St. John ...	204	179	383	21·2	161	—	1·05	0·05	0·16	0·50	—	0·61	2·11
Trinity ...	153	169	322	23·6	149	—	0·66	0·07	0·07	1·40	—	0·80	3·52
All Saints ...	223	217	440	26·7	93	—	0·66	0·06	0·18	0·42	—	0·66	1·94
St. Michael ...	182	202	384	19·9	138	—	1·30	—	0·31	1·09	—	0·26	1·97
St. Jude ...	88	96	184	15·8	195	—	1·29	0·34	0·25	0·51	—	0·86	2·67
St. George ...	225	180	405	26·4	98	—	0·78	0·13	0·45	0·84	—	0·32	2·74
Christchurch ...	55	63	118	14·5	144	—	1·23	0·12	—	0·98	—	0·98	2·58
St. Saviour ...	88	99	187	22·3	112	—	0·47	—	—	0·95	—	0·23	2·38
Borough ...	1,739	1,711	3,450	21·3	124	—	0·89	0·08	0·25	0·79	—	0·50	2·38

DEATHS.

3,302 deaths were registered in the sub-districts of the Borough during 1918.

37 of these deaths were of persons residing in other sanitary districts, but who died in our streets or on the way to hospitals.

1,471 deaths occurred in the Poor-Law Institutions, the various hospitals, and other public places for the treatment of the sick found within our boundaries. These deaths in institutions comprised 846 belonging to Southwark and 625 to other sanitary districts.

The number of inhabitants belonging to the Borough dying away from home—that is outside our boundaries in the various hospitals and infirmaries—was 1,117.

When the 662 deaths of those persons who were non-parishioners, but who died in our Borough, have been deducted, and the 1,117 “outlying” deaths added, the actual or “corrected” number of deaths belonging to the sanitary area is found to be 3,757, of which number 1,923 were males and 1,834 females.

The death-rate when calculated on this “corrected” number is 23·2 per 1,000 inhabitants for the whole Borough for the year 1918, as against a rate of 18·3 for 1917.

The percentage of persons dying away from Southwark in relation to the total number of deaths belonging to the Borough was 29·7.

The various localities in which the “outlying” deaths occurred are shown in the following table.

TABLE 3.

Outlying Deaths, with Localities.

	Males.	Females.	Total.
Lambeth Infirmary	... 262	... 239	... 501
Camberwell House —	... 1	... 1
Croydon Infirmary 1	... —	... 1
Bermondsey Infirmary	... 3	... 2	... 5
<hr/>			
Carried forward	... 266	242	508

		Males.	Females.	Total.
Brought forward	...	266	242	508
Bow Infirmary	...	3	—	3
Camberwell Infirmary	...	1	1	2
Holborn Infirmary	...	1	—	1
St. Marylebone Infirmary	...	1	—	1
St. Pancras Infirmary	...	1	—	1
St. John's Home, Merton	...	—	2	2
St. Peter's House, Kensington	...	—	1	1
Woolwich Infirmary	...	1	—	1
Islington Workhouse	...	—	1	1
Renfrew Road Workhouse	...	1	—	1
Camberwell Workhouse	...	1	—	1
Greenwich Workhouse	...	1	—	1
Leytonstone Workhouse	...	1	—	1
Anderson Hospital	...	—	1	1
Belgrave Hospital	...	6	6	12
Bartholomew's Hospital	...	3	1	4
Recruiting Depot, Great Scotland yard	...	—	1	1
Brompton Hospital	...	1	—	1
Twyford Abbey, Twyford	...	1	—	1
House of Compassion, Thames Ditton	...	1	1	2
Cancer Hospital, Chelsea	...	—	1	1
Chest Hospital, Bethnal Green	...	1	1	2
Charing Cross Hospital	...	4	—	4
Fulham Military Hospital	...	1	—	1
Gt. Ormond Street Hospital	...	2	1	3
Homœopathic Hospital	...	1	—	1
Infants' Hospital, Vincent Square	...	2	2	4
Italian Hospital	...	1	—	1
King's College Hospital	...	3	14	17
Carried forward	..	305	276	581

	Males.	Females.	Total.
Brought forward ..	305	276	581
Lock Hospital ...	2	—	2
Lying-in Hospital, York Road ...	2	3	5
Metropolitan Asylums Board Hospitals ...	38	29	67
Middlesex Hospital ...	1	3	4
Mildmay Hospital ...	—	1	1
National Heart Hospital ...	1	—	1
Royal Herbert Hospital ...	1	—	1
Queen Mary's Hospital ...	1	1	2
Royal Waterloo Hospital ...	11	10	21
Royal Free Hospital ...	1	1	2
St. Thomas's Hospital ...	28	26	54
St. Columba's Hospital ...	2	1	3
St. George's Hospital ...	2	—	2
South London Hospital for Women ...	—	1	1
Salvation Army Hospital, Hack- ney ...	—	1	1
St. Joseph's Hospital, Hackney ...	—	1	1
St. Margaret's Hospital ...	1	—	1
4th London General Hospital ...	1	—	1
Westminster Hospital ...	3	—	3
On the way to Westminster Hospital ...	1	—	1
Lambeth Schools, Norwood ...	6	4	10
Home for Sick Children, Sydenham ...	1	1	2
Hostel of God, Clapham ...	1	1	2
St. Luke's Home, Kensington ...	3	5	8
In River Thames ...	5	3	8
In Grand Surrey Canal ...	1	—	1
Downs Sanatorium ...	4	1	5
Carried forward ...	422	369	791

		Males.	Females.	Total.
Brought forward	...	422	369	791
At Southwell's Jam Factory- Bermondsey	1	... —	... 1
At Glebeside, Searle Road, Wim- bledon	1	... —	... 1
At 1, Barnham Terrace, Richmond		1	... —	... 1
At 12, East Road, Hendon	...	1	... —	... 1
Banstead Asylum	20	... 34	... 54
Cane Hill Asylum	36	... 17	... 53
Caterham Asylum	22	... 15	... 37
Colney Hatch Asylum	7	... —	... 7
Claybury Asylum	6	... 9	... 15
Dartford Heath Asylum	...	21	... 12	... 33
Darenth Industrial Colony	...	1	... 6	... 7
Ewell Colony	—	... 3	... 3
Epileptic Colony, Edmonton	...	3	... —	... 3
Fountain Asylum	—	... 2	... 2
Hanwell Asylum	5	... 4	... 9
Wandsworth Asylum	...	1	... —	... 1
Long Grove Asylum	...	13	... 17	... 30
Leavesden Asylum	6	... 5	... 11
Tooting Bec Asylum	...	26	... 5	... 31
Streatham Manor	—	... 1	... 1
On the way to St. Thomas's Hospital	2	... 1	... 3
On the way to St. Bartholomew's Hospital	1	... —	... 1
In Long Lane, Bermondsey	...	1	... —	... 1
At Gabriel Wharf, Lambeth	...	1	... —	... 1
In H.M. Prison, Holloway	...	—	... 2	... 2
At 7, Muschamp Road, Camber- well	—	... 1	... 1
Carried forward	...	598	503	1101

	Males.	Females.	Total
Brought forward ...	598	503	1101
At 31, Ethnard Road, Peckham	—	1	1
At 47, St. John's Villas, Islington	—	1	1
At 2, Mina Street, Canning Town	—	1	1
At 32, Oakwood Avenue, Mitcham	—	1	1
At 6, Sunray Avenue, Camberwell	1	—	1
At 16, Grove Park, Camberwell	—	1	1
At 29, North Side, Clapham Common	—	1	1
At 48, Broadwall	1	—	1
In Tower Bridge Road	1	—	1
In Fint Street, Spitalfields	1	—	1
In Albany Road, Camberwell	—	1	1
At 3, Chenester Gardens, Kensington	—	1	1
At 30, Acre Lane, Brixton	1	—	1
At 34, Uxbridge Road, Hanwell	2	—	2
At 31, Warham Street	—	1	1
Total	605	512	1,117

TABLE 4.

Death Rates for the last Twenty-seven Years for the Three Divisions of the Borough as formerly existed.

		Newington.	St. George's.	Christchurch and St. Saviour's.	Whole Borough
1892	...	24.4	24.9	25.5	—
1893	...	24.2	28.4	24.2	—
1894	...	19.9	23.1	21.0	—
1895	...	24.0	25.4	26.5	—
1896	...	20.5	24.0	22.8	—
1897	...	21.2	23.7	24.6	—
1898	..	20.5	24.4	23.6	—
1899	...	24.0	27.7	25.1	—
1900	...	21.9	27.3	25.2	—
1901	...	20.8	22.1	22.0	21.4
1902	...	20.4	24.0	22.5	21.7
1903	...	17.6	18.6	18.6	18.1
1904	...	19.0	21.4	21.6	20.0
1905	...	17.9	19.2	18.7	18.5
1906	...	17.8	18.5	17.5	18.0
1907	...	17.6	19.3	16.4	18.0
1908	...	16.1	17.2	14.3	16.3
1909	...	15.8	18.6	16.6	16.7
1910	...	15.9	15.6	16.5	15.9
1911	...	17.3	19.7	21.1	18.4
1912	...	15.8	18.5	17.4	16.8
1913	...	16.5	20.0	20.2	17.9
1914	...	16.5	19.6	20.7	17.8
1915	...	19.3	23.4	22.0	20.8
1916	...	16.5	18.4	17.3	17.1
1917	...	17.9	19.5	17.9	18.3
1918	...	22.9	23.7	23.1	23.2

TABLE 5.
Death Rates for the various Wards for the last Fifteen Years.

WARD.	1904.	1905.	1906.	1907.	1908.	1909.	1910.	1911.	1912.	1913.	1914.	1915.	1916.	1917.	1918.
St. Mary ...	19·0	17·4	17·7	18·3	15·9	15·1	14·8	16·9	14·5	15·4	15·3	18·1	17·4	18·6	25·1
St. Paul ...	15·9	16·3	16·3	15·3	14·1	13·7	14·4	13·9	15·7	14·2	15·5	19·9	15·7	17·2	22·0
St. Peter ...	16·9	15·0	16·7	14·9	15·3	14·4	15·3	14·5	14·9	15·5	14·2	16·4	14·0	17·4	21·7
St. John ...	20·9	20·2	17·3	18·3	16·3	15·2	16·7	16·9	17·6	15·9	16·7	18·7	17·0	18·0	21·0
Trinity ...	19·0	18·3	20·0	18·3	16·3	17·2	17·0	19·1	18·1	20·5	19·6	21·0	17·5	17·8	26·1
All Saints ...	21·7	20·0	19·1	20·5	18·8	18·6	17·2	23·0	14·6	18·4	18·0	22·1	17·4	16·6	21·8
St. Michael...	21·3	17·7	18·6	20·4	17·1	17·5	15·3	19·5	16·6	20·7	20·1	24·1	19·1	19·1	23·1
St. Jude ...	19·1	17·5	16·4	17·5	15·6	17·8	13·6	17·9	19·8	18·4	17·8	23·0	17·7	20·0	24·9
St. George ...	23·3	22·3	20·1	19·1	18·5	20·0	17·3	21·2	19·9	20·3	20·3	23·0	17·9	19·8	23·7
Christchurch.	21·1	20·3	19·1	17·7	16·7	17·5	17·8	25·0	22·0	23·7	21·1	25·6	19·7	20·8	25·1
St. Saviour...	22·1	17·3	15·9	15·1	12·1	15·7	15·2	17·4	13·0	16·8	20·2	18·5	15·2	15·2	21·1

TABLE 6.

Showing the number of Deaths that occurred in Public
Institutions in the Borough during the year 1918.

Institution.	In 1st Quarter.	In 2nd Quarter.	In 3rd Quarter.	In 4th Quarter.	During Year.
Newington Institution ... (Temporary Infirmary)	118	117	100	224	559
St. George's Institution	5	6	3	9	23
Evelina Hospital ...	33	19	34	30	116
Guy's Hospital ...	174	143	159	190	666
Bethlem Hospital ...	8	11	5	4	28
Christchurch Institution (Temporary Infirmary)	16	12	11	37	76
Royal Eye Hospital ...	—	—	—	—	—
60, Lambeth Road (Catholic Nursing Home)	—	—	1	2	3
Total ...	354	308	313	496	1471

TABLE 7.
Births and Deaths Registered in the Sub-Districts of the Borough in 1918,
with Ages at Death.

For the First Quarter of thirteen weeks ending 30th March.

SUB-DISTRICTS.	Births.		Deaths.		0-	1-	5-	10-	15-	20-	25-	35-	45-	55-	65-	75-	85-
	Male.	Female.	Male.	Female.													
Newington, North ...	107	112	70	52	26	25	4	1	7	3	5	7	14	8	13	7	2
Newington, South ...	141	139	146	130	25	35	1	2	7	2	7	14	32	41	58	43	9
St. George the Martyr, West ...	118	122	85	77	39	38	3	2	2	2	4	14	11	21	15	9	2
Christchurch and St. Saviour ...	43	36	135	90	28	26	20	14	5	6	16	16	32	27	23	10	2
Totals ...	409	409	436	349	118	124	28	19	21	13	32	51	89	97	109	69	15

For the Second Quarter of thirteen weeks ending 29th June.

Newington, North ...	88	94	51	42	20	22	2	3	1	2	1	5	10	8	9	10	—
Newington, South ...	147	138	127	121	32	30	2	1	2	6	6	16	25	28	43	45	12
St. George the Martyr, West ...	99	92	72	66	22	45	3	1	—	2	1	8	13	16	18	8	2
Christchurch and St. Saviour ...	35	46	106	87	18	39	11	7	7	6	17	16	20	22	18	10	2
Totals ...	369	370	357	316	92	136	18	12	10	16	25	45	68	74	88	73	16

TABLE 7.—(contd.)

For the Third Quarter of thirteen weeks ending 28th September.

SUB-DISTRICTS.	Births.		Deaths.		0-	1-	5-	10-	15-	20-	25-	35-	45-	55-	65-	75-	85-
	Male.	Female.	Male.	Female.													
Newington, North ...	104	100	33	37	17	5	1	3	1	3	8	4	9	7	8	3	1
Newington, South ...	145	150	102	88	15	21	2	1	5	6	12	21	26	22	31	22	6
St. George the Martyr, West ...	105	87	63	61	25	27	2	3	4	3	9	7	10	20	10	4	—
Christchurch and St. Saviour ...	38	41	109	94	16	31	7	9	12	6	19	17	27	30	22	7	—
Totals ...	392	378	307	280	73	84	12	16	22	18	48	49	72	79	71	36	7

For the Fourth Quarter of thirteen weeks ending 28th December.

Newington, North ...	107	87	71	86	21	15	5	4	5	9	29	13	17	17	17	4	1
Newington, South ...	138	117	241	292	22	52	20	6	27	16	70	41	50	71	95	50	13
St. George the Martyr, West ...	107	115	126	145	40	36	16	9	8	23	21	20	33	26	22	16	1
Christchurch and St. Saviour ...	34	37	170	126	24	38	15	12	14	17	41	18	30	28	39	18	2
Total ...	386	356	608	649	107	141	56	31	54	65	161	92	130	142	173	88	17
In 1st Quarter ...	409	409	436	349	118	124	28	19	21	13	32	51	89	97	109	69	15
In 2nd Quarter ...	369	370	357	316	92	136	18	12	10	16	25	45	68	74	88	73	16
In 3rd Quarter ...	392	378	307	280	73	84	12	16	22	18	48	49	72	79	71	36	7
In 4th Quarter ...	386	356	608	649	107	141	56	31	54	65	161	92	130	142	173	88	17
Totals ...	1556	1513	1708	1594	390	485	114	78	107	112	266	237	359	392	441	266	55

TABLE 8.

Vital Statistics of Whole District during 1918 and previous ten years.
Borough of Southwark.

Year.	Population estimated to Middle of each Year.	Births.		Total Deaths registered in the District.				Total Deaths in Public Institu- tions in the District.	Deaths of Non-residents regis- tered in Public Institutions in the District.	Deaths of Residents registered in Public Institutions beyond the District.	Nett Deaths at all Ages belonging to the District.	
		Num- ber.	Rate*	Under 1 Year of Age.		At all Ages.					Num- ber.	Rate*
				Num- ber.	Rate per 1000 Births registered.	Num- ber.	Rate*					
1.	2.	3.	4.	5.	6.	7.	8.	9.	10	11	12	13
1908	210,442	6027	28.1	866	144	2969	13.8	1041	675	1194	3488	16.3
1909	211,125	5720	27.1	780	136	2997	14.2	1034	664	1195	3528	16.7
1910	211,832	5627	27.8	722	128	2866	13.5	1114	701	1218	3360	15.9
1911	191,595	5692	29.6	902	167	3098	16.2	1228	829	1263	3532	18.4
1912	190,017	5589	29.4	610	109	2607	13.7	1047	696	1279	3190	16.8
1913	188,487	5931	31.5	721	121	2777	14.7	1078	709	1345	3371	17.9
1914	188,321	5604	29.7	700	125	2725	14.5	1160	706	1304	3350	17.8
1915	179,424	5247	29.2	729	138	3093	17.2	1276	667	1333	3727	20.8
1916	177,166	4896	27.6	478	104	2633	14.8	1202	604	1050	3039	17.1
1917	167,936	4135	24.6	461	122	2528	15.0	1163	565	1154	3087	18.3
Averages for years 1908-1917	191,634	5446	28.4	696	129	2829	14.7	1134	681	1239	3367	17.6
1918	161,968	3450	21.3	390	127	3302	20.4	1471	662	1117	3757	23.2

*Rates in Columns 4, 8 and 13 calculated per 1000 of estimated population.

Area of District in Acres (exclusive of area covered by water)...	...	1131.5
Total population at all ages	...	*191,962
Number of inhabited houses	...	20,878
Average number of persons per house	...	9.8

*At Census
of 1911

I. Institutions within the District receiving sick and infirm persons from outside the District.	Guy's Hospital, Evelina Hospital, Bethlem Hospital, Royal Eye Hospital, Catholic Nursing Home, 60, Lambeth Road.
II. Institutions outside the District receiving sick and infirm persons from the District.	See page 7. (Outlying deaths, with localities)
III. Other Institutions, the deaths in which have been distributed among the several localities in the District.	Newington Institution, St. George's Insti- tution, Christchurch Institution.

TABLE 9.

Deaths belonging to the Sanitary Area, with the Causes of Death
at all Ages during 1918.

Causes of Death.	AGES.													All Ages	
	0-	1-	5-	10-	15-	20-	25-	35-	45-	55-	65-	75-	85-	M.	F.
Small Pox
(a) Vaccinated
(b) Unvaccinated
(c) No statement
Measles	26	114	5	76	69
Scarlet Fever	8	5	1	6	8
Typhus Fever
Epidemic Influenza	15	53	38	18	37	60	127	64	65	49	47	13	3	254	335
Whooping Cough	39	87	2	1	58	71
Diphtheria, Membranous Croup... ..	2	29	9	1	22	19
Enteric Fever	1	1
Asiatic Cholera
Diarrhœa, Dysentery	20	4	2	...	2	3	5	1	...	19	18
Epidemic or Zymotic Enteritis	16	12	1	...	1	15	15
Epidemic Cerebro-Spinal Fever ...	2	2	2	2
Polio Myelitis.....
Chicken Fox
Rötheln
Parotitis
Vincent's Angina
Goitre
Trench Fever.....
Hydrophobia
Glanders, Farcy
Tetanus
Anthrax, Splenic Fever
Cowpox, Accidents of Vaccination
Syphilis	20	2	1	...	1	1	12	13
Gonorrhœa
Phagædena
Erysipelas	3	1	1	2	2	1	...	5	5
Pyæmia, Septicæmia.....	1	1	1	1	2
Puerperal Fever	1	...	1	2	4
Infective Endocarditis	3	1	2
Carbuncle	1	1	...
Boils.....
Cellulitis	1	1	...
Mastoiditis	1	1	1	1
Tonsillitis	1	1	...
Malarial Fever
Rheumatic Fever, Rheumatism of Heart	1	1	3	2	...	3	4
Tuberculosis, total :															
Tubercular Disease of Brain or Meninges, Acute Hydrocephalus ..	3	18	5	4	1	1	1	1	1	15	20
Laryngeal & Pulmonary Phthisis ..	3	9	7	12	33	26	56	76	88	46	27	3	1	237	150
Tubercular Disease of Intestine	3	2	2	1	1	1	5	5
General Tuberculosis, Tubercular Disease of undefined position ...	1	4	...	2	...	2	...	2	...	3	2	10	6
Other Forms of Tuberculosis, Scrofula	1	2	1	3

TABLE 9a.

Deaths belonging to the Sanitary Area with the Causes of Death at all Ages for the ten years 1909-1918.

CAUSES OF DEATH.	1909.	1910.	1911.	1912.	1913.	1914.	1915.	1916.	1917.	1918.
Small Pox
(a) Vaccinated
(b) Unvaccinated
(c) No statement
Measles	127	225	120	136	105	95	131	84	75	145
Scarlet Fever	14	9	6	6	11	22	12	5	7	14
Typhus Fever
Epidemic Influenza	51	15	10	13	29	29	28	30	22	589
Whooping Cough	56	60	64	50	38	59	46	44	35	129
Diphtheria, Membranous Croup.....	33	35	30	27	19	37	37	41	46	41
Enteric Fever	6	7	5	4	6	2	3	2	5	1
Asiatic Cholera
Diarrhœa, Dysentery	73	49	164	58	139	104	95	56	46	37
Epidemic or Zymotic Enteritis	40	41	167	37	41	103	54	35	44	30
Epidemic Cerebro-Spinal Fever	3	2	3	6	5	6	16	9	12	4
Polio-Myelitis.....	1	3	1	...	1	...
Chicken Pox	4	...	2	1
Rötheln	1
Parotitis	2
Vincent's Angina	1
Goitre	1	2
Trench Fever.....	1	...
Hydrophobia
Glanders, Farcy.....
Tetanus	2	1	...	1	1	1	...
Anthrax, Splenic Fever.....	2	1	...
Cowpox, Accidents of Vaccination.....
Syphilis	10	11	14	11	20	12	14	21	16	25
Gonorrhœa
Phagædena
Erysipelas	10	9	15	8	8	14	13	1	12	10
Pyæmia, Septicæmia.....	12	11	10	1	6	14	7	6	7	3
Puerperal Fever.....	1	7	...	4	2	10	6	7	1	4
Infective Endocarditis	10	4	10	8	12	4	10	4	10	3
Carbuncle	5	1	1	1	1	4	2	1
Boils	2	3
Cellulitis	2	2	4	1
Mastoiditis	2	3	3	2	2
Tonsillitis	1
Malarial Fever	1
Rheumatic Fever, Rheumatism of Heart.	9	6	14	12	18	12	12	11	11	7
Tuberculosis, total.....	496	462	413	436	428	427	511	487	497	452
Tubercular Disease of Brain or Menin- ges, Acute Hydrocephalus	45	38	41	44	39	53	71	51	54	35
Laryngeal and Pulmonary Phthisis ...	377	368	326	345	354	330	388	391	392	387
Tabes Mesenterica, Tubercular Disease of Intestine	23	18	18	3	13	16	16	12	19	10
General Tuberculosis, Tubercular Dis- ease of undefined position.....	43	29	21	31	16	9	27	25	14	16
Other Forms of Tuberculosis, Scrofula	8	9	7	13	6	19	9	8	18	4

TABLE 9a—continued.

CAUSES OF DEATH.	1909.	1910	1911.	1912.	1913.	1914.	1915.	1916.	1917.	1918
Thrush.....
Actinomycosis	1	3	...	1
Hydatid Disease
Scurvy
Putrid Poisoning	1	1	1
Chronic Alcoholism	8	15	14	11	19	15	14	5	1	...
Acute Alcoholism, Delirium Tremens ...	5	2	3	5	5	7	5	2	1	...
Lead Poisoning	1
Osteo-arthritis, Rheumatoid Arthritis ...	8	3	5	7	8	8	4	4	4	5
Gout.....	5	3	4	4	1	1	2	4	1	2
Cancer, Malignant Disease	187	189	210	216	222	192	200	207	241	203
Diabetes Mellitus	13	11	13	21	14	13	22	12	9	14
Purpura Hæmorrhagica	1	1	1	1	2	1	2	1	2
Hæmophilia	1	1	2
Anæmia, Leucocythæmia.....	7	14	11	8	10	5	5	8	11	8
Lymphadenoma, Hodgkin's Disease	4	2	2	3	3	6	2	2	...	1
Sarcoma	4	4
Enlarged Thymus Gland.....	...	5	1	...	1	1	5	...
Status Lymphaticus	1	1	...	2
Grave's Disease	1
Enlarged Thyroid Gland	1	...
Premature Birth	108	111	119	103	101	105	116	81	74	69
Debility at Birth.....	14	12	5	14	11	12	7	20	11	12
Injury at Birth	8	1	5	4	7	4	4	3	10	5
Congenital Defects.....	45	28	20	20	37	40	43	40	30	16
Want of Breast Milk.....	4	2	3	1	...	3	...	2	...	3
Atrophy, Debility, Marasmus ..	104	107	105	87	88	74	89	54	49	37
Deatition	10	7	5	12	11	8	12	4	2	3
Rickets.....	6	4	8	12	8	5	3	7	2	3
Old Age, Senile Decay	201	162	174	249	187	136	159	134	118	120
Convulsions.....	26	27	31	18	19	21	19	13	13	13
Meningitis	25	22	25	16	18	17	25	17	14	11
Apoplexy	102	97	98	106	116	69	108	111	95	95
Softening of Brain.....	7	6	10	10	15	40	12	6	7	7
Hemiplegia, Brain Paralysis	16	7	15	16	15	13	15	11	6	8
Cerebral Abscess, &c.....	2	...	2	1	1	1	2	1	...	2
Insanity, General Paralysis of Insane ...	28	39	16	26	27	35	28	33	32	30
Other forms of Insanity	1	1	1	2	1	...	1	1
Cerebral Tumour	9	7	5	4	10	4	9	2	3	6
Chorea	4	2	1
Epilepsy	13	6	15	18	12	18	19	15	21	22
Laryngismus Stridulus	1
Locomotor Ataxy	6	5	5	4	4	3	4	5	2	4
Paraplegia, Disease of Spinal Cord.....	11	3	9	11	10	7	4	11	12	9
Peripheral Neuritis	2	7	4	1	1	4	4	...	4	...
Neurasthenia
Sclerosis of Brain	1	2	2
Progressive Muscular Atrophy	1
Otitis, Otorrhœa	11	7	4	10	6	3	2	4	2	4
Epistaxis, Diseases of Nose.....	1	1
Ophthalmia, Diseases of Eye	1	1
Endocarditis, Valvular Diseases of the Heart	159	162	153	153	202	171	209	149	155	171
Pericarditis	6	12	3	3	7	5	5	3	3	3
Hypertrophy of Heart	5	3	6	4	4	4	2	1	4

Causes of, and Ages at Death during Year 1918.

CAUSES OF DEATH.	NETT DEATHS AT THE SUBJOINED AGES OF "RESIDENTS" WHETHER OCCURRING WITHIN OR WITHOUT THE DISTRICT (a).								
	All ages.	Under 1 year	1 and under 2	2 and under 5	5 and under 15	15 and under 25	25 and under 45	45 and under 65	65 and upwards
1	2	3	4	5	6	7	8	9	10
1 Enteric Fever ...	1	—	—	—	—	—	1	—	—
2 Small Pox ...	—	—	—	—	—	—	—	—	—
3 Measles ...	145	26	71	43	5	—	—	—	—
4 Scarlet Fever ...	14	—	3	5	5	—	1	—	—
5 Whooping-cough ...	129	39	51	36	2	—	1	—	—
6 Diphtheria and Croup	41	2	9	20	10	—	—	—	—
7 Influenza ...	589	15	14	39	56	97	191	114	63
8 Erysipelas ...	10	3	1	—	—	—	—	3	3
9 Phthisis (Pulmonary Tuberculosis)	387	3	1	8	19	59	132	134	31
10 Tuberculous Meningitis	35	3	8	10	9	2	2	—	1
11 Other Tuberculous diseases	30	4	3	4	5	4	2	5	3
12 Cancer, malignant disease	207	1	—	1	—	—	20	109	76
13 Rheumatic Fever ...	7	—	—	—	1	—	—	1	5
14 Meningitis ...	11	2	2	5	—	—	1	—	1
15 Organic Heart disease	247	1	—	2	11	11	32	89	101
16 Bronchitis ...	428	36	11	9	2	5	21	111	233
17 Pneumonia (all forms)	463	70	95	74	30	25	64	66	39
18 Other diseases of Respiratory organs	18	—	1	2	2	—	3	6	4
19 Diarrhoea and Enteritis	81	36	11	7	—	1	2	10	14
20 Appendicitis & Typhlitis	5	—	—	—	1	1	1	2	—
21 Cirrhosis of Liver ...	13	—	—	—	2	—	1	9	1
21a Alcoholism ...	—	—	—	—	—	—	—	—	—
22 Nephritis and Bright's Disease	158	—	—	1	3	—	11	67	76
23 Puerperal Fever ...	4	—	—	—	—	1	3	—	—
24 Other accidents and diseases of Pregnancy & Parturition	8	—	—	—	—	5	2	1	—
25 Congenital Debility and Malformation, including Premature Birth	134	125	4	2	3	—	—	—	—
26 Violent Deaths, excluding Suicide	87	8	5	12	19	3	9	13	18
27 Suicide ...	10	—	—	—	—	2	5	1	2
28 Other defined diseases	495	55	9	8	11	20	60	109	223
All causes ..	3757	429	299	288	196	236	565	850	894

9b.

Borough of Southwark.

DEATHS AT ALL AGES OF "RESIDENTS" BELONGING TO LOCALITIES, WHETHER OCCURRING IN OR BEYOND THE DISTRICT.											Total Deaths whether of "Residents" or "Non-Residents" in Public Institutions in the District.
St. Mary's Ward.	St. Paul's Ward.	St. Peter's District.	St. John's District.	Trinity Ward.	All Saints' District.	St. Michael's Ward.	St. Jude's Ward.	St. George's Ward.	Christchurch Ward.	St. Saviour's Ward.	
11	12	13	14	15	16	17	18	19	20	21	22
—	—	1	—	—	—	—	—	—	—	—	2
17	7	16	19	9	11	25	15	12	10	4	7
2	1	1	1	1	1	—	4	2	1	—	—
15	12	11	9	19	7	21	6	13	8	8	18
4	3	11	3	1	3	6	3	7	—	—	17
90	73	38	54	58	57	63	42	66	28	20	150
—	5	1	1	2	1	—	—	—	—	—	5
52	33	32	38	48	32	38	31	42	21	20	101
5	1	4	6	4	3	5	3	2	1	1	27
6	3	—	3	4	3	2	3	1	5	—	28
17	32	26	18	11	11	24	29	18	10	11	110
—	2	2	—	1	—	—	—	—	1	1	4
—	—	3	—	1	1	—	2	1	—	—	9
37	20	16	30	25	22	32	16	22	17	10	78
54	32	46	44	42	45	51	24	43	27	20	209
52	26	42	53	45	48	60	31	57	21	28	134
—	2	—	2	3	3	3	1	1	2	1	8
5	7	6	11	11	11	5	10	5	8	2	47
—	—	2	2	—	—	—	—	—	1	—	22
3	2	1	4	—	—	—	—	2	—	1	7
—	—	—	—	—	—	—	—	—	—	—	—
35	13	13	9	7	12	22	13	11	11	12	97
—	1	—	—	1	1	—	—	—	1	—	2
—	2	1	—	1	1	1	—	—	1	1	4
11	16	11	21	14	16	15	11	8	4	7	34
11	11	3	8	6	4	16	12	6	5	5	73
2	2	1	2	1	1	—	—	—	—	1	—
55	62	52	41	41	65	56	33	45	21	24	278
476	368	340	379	356	359	445	289	364	204	177	1471

DEATHS OF INFANTS UNDER ONE YEAR OF AGE.

The deaths of Infants under one year of age to 1,000 births were 124 during the year 1918.

The deaths under one year of age to 1,000 births for the last twenty-four years were as follows :—

1895	..	201	1907	...	142
1896	...	192	1908	...	131
1897	...	187	1909	...	119
1898	...	190	1910	...	115
1899	...	199	1911	...	145
1900	...	192	1912	...	105
1901	...	168	1913	...	115
1902	...	166	1914	...	123
1903	...	148	1915	...	132
1904	...	174	1916	...	98
1905	...	148	1917	...	111
1906	...	144	1918	...	124

The average number of Infantile deaths for the last twenty-four years is 148.

TABLE 10.

ST. MARY'S WARD.

INFANT MORTALITY, 1918

Nett Deaths from stated causes at various ages under 1 Year of Age.

CAUSE OF DEATH.		Under 1 Week.	1-2 Weeks.	2-3 Weeks.	3-4 Weeks.	Total under 1 Month.	1-3 Months.	3-6 Months.	6-9 Months.	9-12 Months.	Total Deaths under 1 Year.
All causes	Certified	8	4	...	1	13	7	7	8	4	39
	Uncertified
Influenza	1	...	1
Small-pox
Chicken-pox
Measles	3	1	4
Scarlet Fever
Whooping Cough	1	1
Diphtheria and Croup
Erysipelas
Tuberculous Meningitis
Abdominal Tuberculosis
Other Tuberculous Diseases	1	1
Meningitis (not Tuberculous)
Cerebro-Spinal Meningitis
Convulsions	1	1	...	1	2
Laryngitis
Bronchitis	1	...	1	2	2	2	1	1	8
Pneumonia, all forms...	1	1	2	...	4
Diarrhoea	...	1	1	1
Enteritis
Gastritis
Syphilis	1	1
Rickets
Suffocation, overlying
Injury at Birth
Atelectasis	...	1	1	1
Congenital Malformations	...	1	1	2	2
Premature Birth	...	2	2	2	4
Atrophy, Debility and Marasmus	...	3	1	4	...	3	7
Other causes...	1	1	2
		8	4	...	1	13	7	7	8	4	39

Nett Births in the year	Legitimate	348
	Illegitimate	28
Nett Deaths in the year of	Legitimate Infants	36
	Illegitimate Infants...	3

TABLE 11.

ST. PAUL'S WARD.

INFANT MORTALITY, 1918

Nett Deaths from stated causes at various ages under 1 Year of Age.

CAUSE OF DEATH.			Under 1 Week.	1-2 Weeks.	2-3 Weeks.	3-4 Weeks.	Total under 1 Month.	1-3 Months.	3-6 Months.	6-9 Months.	9-12 Months.	Total Deaths under 1 Year.
All causes	Certified	...	3	1	7	1	12	10	4	7	4	37
	Uncertified	...	1	1	1
Influenza	1	1
Small-pox
Chicken-pox
Measles
Scarlet Fever
Whooping Cough	1	2	1	4	4
Diphtheria and Croup		
Erysipelas	1	...	1	2	3
(Tuberculous Meningitis		
Abdominal Tuberculosis		
Other Tuberculous Diseases		
Meningitis (<i>not Tuberculous</i>)		
Cerebro-Spinal Meningitis			1	1
Convulsions	1	...	1	1	...	2
Laryngitis	1	2
Bronchitis	1	...	1	...	2
Pneumonia, all forms...			1	2	...	1	4
(Diarrhoea	1	1	1	...	2
Enteritis
Gastritis
Syphilis	1	1	1	1	3
Rickets
Suffocation, overlying			2	...	1	...	3
Injury at Birth
Atelectasis
(Congenital Malformations			1	1	1	2
Premature Birth ...			1	...	4	...	5	5
Atrophy, Debility and Marasmus			2	...	1	...	3	1	1	1	...	6
Other causes...		
			4	1	7	1	13	10	4	7	4	38

Nett Births in the year	...	Legitimate	246
		Illegitimate	36
Nett Deaths in the year of	Legitimate Infants	32
		Illegitimate Infants...	6

TABLE 12.

ST. PETERS WARD.

INFANT MORTALITY, 1918.

Nett Deaths from stated causes at various ages under 1 Year of Age.

CAUSE OF DEATH.			Under 1 Week.	1-2 Weeks.	2-3 Weeks.	3-4 Weeks.	Total under 1 Month.	1-3 Months.	3-6 Months.	6-9 Months.	9-12 Months.	Total Deaths under 1 Year.
All causes	Certified	...	3	3	1	1	8	5	9	6	5	33
	Uncertified	1	1
Influenza
Small-pox
Chicken-pox
Measles
Scarlet Fever
Whooping Cough	1	1	3	...	5
Diphtheria and Croup	1	...	1	2
Erysipelas
(Tuberculous Meningitis
Abdominal Tuberculosis
(Other Tuberculous Diseases	1	1
Meningitis (not Tuberculous)
Cerebro-Spinal Meningitis
Convulsions	1	1	1
Laryngitis
Bronchitis	1	3	...	4
Pneumonia, all forms...	3	...	2	5
(Diarrhoea	1	2	3
Enteritis
Gastritis
Syphilis	1	1	1	2
Rickets
Suffocation, overlying
Injury at Birth	1	1	1
Atelectasis
(Congenital Malformations	1	1	1
Premature Birth	1	2	1	...	4	1	5
(Atrophy, Debility and Marasmus	2	1	3
Other causes...	1	1
			3	3	1	1	8	6	9	6	5	34

Nett Births in the year	Legitimate	351
			Illegitimate	18
Nett Deaths in the year of	Legitimate Infants	29
			Illegitimate Infants...	5

TABLE 13.

ST. JOHN'S WARD.

INFANT MORTALITY, 1918

Nett Deaths from stated causes at various ages under 1 Year of Age.

CAUSE OF DEATH.				Under 1 Week.	1-2 Weeks.	2-3 Weeks.	3-4 Weeks.	Total under 1 Month.	1-3 Months.	3-6 Months.	6-9 Months.	9-12 Months.	Total Deaths under 1 Year.
All causes	Certified	9	...	2	...	11	15	12	12	12	62
	Uncertified
Influenza	1	1	2
Small-pox
Chicken-pox
Measles	1	2	2	5
Scarlet Fever
Whooping Cough	2	...	1	1	4
Diphtheria and Croup
Erysipelas
Tuberculous Meningitis	1	...	1
Abdominal Tuberculosis
Other Tuberculous Diseases	1	1
Meningitis (<i>not Tuberculous</i>)
Cerebro-Spinal Meningitis
Convulsions
Laryngitis
Bronchitis	1	2	1	2	6
Pneumonia, all forms...	1	3	3	4	11
Diarrhoea	1	4	...	2	7
Enteritis
Gastritis
Syphilis	1	...	1
Rickets
Suffocation, overlying
Injury at Birth
Atelectasis
Congenital Malformations	1	1
Premature Birth	9	9	3	12
Atrophy, Debility and Marasmus	2	2	...	2	5	...	1	...	8
Other causes...	1	1	1	...	3
				9	...	2	...	11	15	12	12	12	62

Nett Births in the year	...	{	Legitimate	369
			Illegitimate	14
Nett Deaths in the year of	...	{	Legitimate Infants	60
			Illegitimate Infants...	2

TABLE 14.
TRINITY WARD.

INFANT MORTALITY, 1918

Net Deaths from stated causes at various ages under 1 Year of Age.

CAUSE OF DEATH.			Under 1 Week.	1-2 Weeks.	2-3 Weeks.	3-4 Weeks.	Total under 1 Month.	1-3 Months.	3-6 Months.	6-9 Months.	9-12 Months.	Total Deaths under 1 Year.
All causes	Certified	...	9	4	...	2	15	5	7	8	13	48
	Uncertified
Influenza	4	4
Small-pox
Chicken-pox
Measles	2	2	4
Scarlet Fever
Whooping Cough	2	1	1	2	6
Diphtheria and Croup
Erysipelas
Tuberculous Meningitis
Abdominal Tuberculosis	1	1	...	2
Other Tuberculous Diseases
Meningitis (<i>not Tuberculous</i>)	2	2
Cerebro-Spinal Meningitis
Convulsions
Laryngitis
Bronchitis	1	1	2	...	1	...	4
Pneumonia, all forms...	1	1	...	3	1	3	8
Diarrhœa	1	...	1	...	2
Enteritis
Gastritis
Syphilis
Rickets
Suffocation, overlying	1	1	1
Injury at Birth
Atelectasis
Congenital Malformations	1	1	1
Premature Birth	7	1	8	...	1	9
Atrophy, Debility and Marasmus	1	2	3	3
Other causes...	1	1	...	2
			9	4	...	2	15	5	7	8	13	48

Net Births in the year	...	Legitimate	310
		Illegitimate	12
Net Deaths in the year of	...	Legitimate Infants	48
		Illegitimate Infants...	—

TABLE 15.

ALL SAINTS' WARD.

INFANT MORTALITY, 1918

Nett Deaths from stated causes at various ages under 1 Year of Age.

CAUSE OF DEATH.			Under 1 Week.	1-2 Weeks.	2-3 Weeks.	3-4 Weeks.	Total under 1 Month.	1-3 Months.	3-6 Months.	6-9 Months.	9-12 Months.	Total Deaths under 1 Year.
All causes	Certified	...	8	3	...	2	13	6	11	7	4	41
	Uncertified
Influenza	1	...	1
Small-pox
Chicken-pox
Measles	1	2	3
Scarlet Fever
Whooping Cough	1	1
Diphtheria and Croup
Erysipelas
Tuberculous Meningitis
Abdominal Tuberculosis
Other Tuberculous Diseases
Meningitis (<i>not Tuberculous</i>)
Cerebro-Spinal Meningitis
Convulsions	1	1	...	1	2
Laryngitis
Bronchitis	2	...	1	...	3
Pneumonia, all forms...	1	1	1	2	5
Diarrhoea	1	4	1	...	6
Enteritis
Gastritis
Syphilis	1	1	...	1	1	...	3
Rickets
Suffocation, overlying	1	1	...	1	2
Injury at Birth
Atelectasis
Congenital Malformations	1	1	1
Premature Birth	4	1	...	2	7	7
Atrophy, Debility and Marasmus	1	1	2	2	1	5
Other causes...	1	1	...	2
			8	3	...	2	13	6	11	7	4	41

Nett Births in the year	Legitimate	422
	Illegitimate	18
Nett Deaths in the year of	Legitimate Infants	38
	Illegitimate Infants...	3

TABLE 16.

ST. MICHAEL'S WARD.

INFANT MORTALITY, 1918

Nett Deaths from stated causes at various ages under 1 Year of Age.

CAUSE OF DEATH.			Under 1 Week.	1-2 Weeks.	2-3 Weeks.	3-4 Weeks.	Total under 1 Month.	1-3 Months.	3-6 Months.	6-9 Months.	9-12 Months.	Total Deaths under 1 Year.
All causes	Certified	...	6	3	2	3	14	10	11	8	10	53
	Uncertified
Influenza
Small-pox
Chicken-pox
Measles	2	2
Scarlet Fever
Whooping Cough	2	1	4	7	7
Diphtheria and Croup
Erysipelas
Tuberculous Meningitis	1	...	1
Abdominal Tuberculosis
Other Tuberculous Diseases
Meningitis (<i>not Tuberculous</i>)
Cerebro-Spinal Meningitis	1	1
Convulsions	1	1	1
Laryngitis
Bronchitis	2	...	1	...	3
Pneumonia, all forms...	1	1	2	2	4	4	3	15
Diarrhoea	1	1	1	...	3
Enteritis
Gastritis
Syphilis	1	1	2
Rickets
Suffocation, overlying	1	1	1
Injury at Birth	1	1	1
Atelectasis
Congenital Malformations	1	1	1
Premature Birth	4	1	1	...	6	2	8
Atrophy, Debility and Marasmus	1	1	2	2	1	5
Other causes...	2	2
			6	3	2	3	14	10	11	8	10	53

Nett Births in the year	...	Legitimate	370
		Illegitimate	14
Nett Deaths in the year of	Legitimate Infants	48
		Illegitimate Infants...	5

TABLE 17.

ST. JUDE'S WARD.

INFANT MORTALITY, 1918.

Nett Deaths from stated causes at various ages under 1 Year of Age.

CAUSE OF DEATH.		Under 1 Week.	1-2 Weeks.	2-3 Weeks.	3-4 Weeks.	Total under 1 Month.	1-3 Months.	3-6 Months.	6-9 Months.	9-12 Months.	Total Deaths under 1 Year.
All causes	Certified	8	2	...	1	11	4	7	5	9	36
	Uncertified
Influenza	1	1	2
Small-pox
Chicken-pox
Measles	1	1
Scarlet Fever
Whooping Cough	2	1	3
Diphtheria and Croup	
Erysipelas
(Tuberculous Meningitis	
Abdominal Tuberculosis	
Other Tuberculous Diseases	
Meningitis (<i>not Tuberculous</i>)	
Cerebro-Spinal Meningitis	
Convulsions
Laryngitis
Bronchitis	1	1
Pneumonia, all forms...		1	1	2	4
(Diarrhoea	2	2	1	2	7
Enteritis
Gastritis
Syphilis	1	1	...	2	1	...	4
Rickets
Suffocation, overlying	
Injury at Birth ...		1	1	1
Atelectasis
(Congenital Malformations		1	1	1
Premature Birth ...		6	1	7	7
Atrophy, Debility and Marasmus		...	1	1	1	1	...	1	4
Other causes...		1	1
		8	2	...	1	11	4	7	5	9	36

Nett Births in the year	...	Legitimate	156
		Illegitimate	28
Nett Deaths in the year of	...	Legitimate Infants	26
		Illegitimate Infants...	10

TABLE 18.

ST. GEORGE'S WARD.

INFANT MORTALITY, 1918.

Nett Deaths from stated causes at various ages under 1 Year of Age.

CAUSE OF DEATH.			Under 1 Week.	1-2 Weeks.	2-3 Weeks.	3-4 Weeks.	Total under 1 Month.	1-3 Months.	3-6 Months.	6-9 Months.	9-12 Months.	Total Deaths under 1 Year.
All causes	Certified	...	6	3	...	2	11	7	6	4	12	40
	Uncertified
Influenza	1	1	...	1	3
Small-pox
Chicken-pox
Measles	2	2
Scarlet Fever
Whooping Cough	1	2	3
Diphtheria and Croup
Erysipelas
Tuberculous Meningitis
Abdominal Tuberculosis	1	1
Other Tuberculous Diseases
Meningitis (<i>not Tuberculous</i>)
Cerebro-Spinal Meningitis
Convulsions	1	1	1
Laryngitis
Bronchitis	2	...	1	1	4
Pneumonia, all forms...	1	2	5	8
Diarrhoea	2	1	3
Enteritis
Gastritis
Syphilis	1	1	1	2
Rickets
Suffocation, overlying
Injury at Birth	1	1	1
Atelectasis	1	1	1
Congenital Malformations
Premature Birth	4	1	5	5
Atrophy, Debility and Marasmus	1	1	...	2	3
Other causes...	1	1	1	1	3
			6	3	...	2	11	7	6	4	12	40

Nett Births in the year	...	Legitimate	393
		Illegitimate	12
Nett Deaths in the year of	Legitimate Infants	36
		Illegitimate Infants...	4

TABLE 19.

CHRISTCHURCH WARD.

INFANT MORTALITY, 1918.

Nett Deaths from stated causes at various ages under 1 Year of Age.

CAUSE OF DEATH.		Under 1 Week.	1-2 Weeks.	2-3 Weeks.	3-4 Weeks.	Total under 1 Month.	1-3 Months.	3-6 Months.	6-9 Months.	9-12 Months.	Total Deaths under 1 Year.
All causes	Certified	2	2	4	4	2	2	5	17
	Uncertified
Influenza
Small-pox
Chicken-pox
Measles	4	4
Scarlet Fever
Whooping Cough	2	2
Diphtheria and Croup
Erysipelas
Tuberculous Meningitis	1	1
Abdominal Tuberculosis
Other Tuberculous Diseases	1	1
Meningitis (<i>not Tuberculous</i>)
Cerebro-Spinal Meningitis
Convulsions	1	1
Laryngitis
Bronchitis
Pneumonia, all forms...		1	...	1	...	2
Diarrhoea	1	1
Enteritis
Gastritis
Syphilis	1	1	1	...	2
Rickets
Suffocation, overlying
Injury at Birth
Atelectasis
Congenital Malformations
Premature Birth ...		2	2	2
Atrophy, Debility and Marasmus	1	1	1
Other causes...	
		2	2	4	4	2	2	5	17

Nett Births in the year	Legitimate	107
	Illegitimate	11
Nett Deaths in the year of ...	Legitimate Infants	15
	Illegitimate Infants...	2

TABLE 20.

ST. SAVIOUR'S WARD.

INFANT MORTALITY, 1918.

Nett Deaths from stated causes at various ages under 1 Year of Age.

CAUSE OF DEATH.			Under 1 Week.	1-2 Weeks.	2-3 Weeks.	3-4 Weeks.	Total under 1 Month.	1-3 Months.	3-6 Months.	6-9 Months.	9-12 Months.	Total Deaths under 1 Year.
All causes	Certified	...	5	...	1	...	6	5	1	3	6	21
	Uncertified
Influenza	1	...	1
Small-pox
Chicken-pox
Measles	1	1
Scarlet Fever
Whooping Cough	1	2	3
Diphtheria and Croup
Erysipelas
(Tuberculous Meningitis		
Abdominal Tuberculosis		
Other Tuberculous Diseases		
Meningitis (<i>not Tuberculous</i>)		
Cerebro-Spinal Meningitis		
Convulsions
Laryngitis
Bronchitis	1	1
Pneumonia, all forms...			3	...	1	...	4
(Diarrhoea	1	1
Enteritis
Gastritis
Syphilis
Rickets
Suffocation, overlying		
Injury at Birth	1	1	1
Atelectasis
(Congenital Malformations		
Premature Birth	4	...	1	5	5
Atrophy, Debility and Marasmus			1	1
Other causes...			1	2	3
			5	...	1	...	6	5	1	3	6	21

Nett Births in the year	...	Legitimate	174
		Illegitimate	13
Nett Deaths in the year of	...	Legitimate Infants	19
		Illegitimate Infants...	2

TABLE 21.

BOROUGH OF SOUTHWARK.

INFANT MORTALITY, 1918

Nett Deaths from stated causes at various ages under 1 Year of Age.

CAUSE OF DEATH.		Under 1 Week.	1-2 Weeks.	2-3 Weeks.	3-4 Weeks.	Total under 1 Month.	1-3 Months.	3-6 Months.	6-9 Months.	9-12 Months.	Total Deaths under 1 Year.
All causes	Certified	67	25	13	13	118	78	77	70	84	427
	Uncertified	1	1	1	2
Influenza	2	2	4	7	15
Small-pox
Chicken-pox
Measles	1	8	17	26
Scarlet Fever
Whooping Cough	7	6	12	14	39
Diphtheria and Croup	1	...	1	2
Erysipelas	1	...	1	2	3
Tuberculous Meningitis	1	...	2	...	3
Abdominal Tuberculosis	2	1	...	3
Other Tuberculous Diseases	1	2	...	1	4
Meningitis (<i>not Tuberculous</i>)	2	2
Cerebro-Spinal Meningitis	1	1	2
Convulsions	...	1	3	1	1	6	...	2	1	1	10
Laryngitis
Bronchitis	1	...	2	3	12	5	10	6	36
Pneumonia, all forms	1	1	1	3	10	19	16	22	70
Diarrhoea	...	1	1	2	10	14	5	5	36
Enteritis
Gastritis
Syphilis	3	...	3	6	5	4	4	1	20
Rickets
Suffocation, overlying	...	2	1	3	2	1	1	...	7
Injury at Birth	...	5	5	5
Atelectasis	...	2	2	2
Congenital Malformations	...	5	3	8	2	10
Premature Birth	...	44	4	7	5	60	8	1	69
Atrophy, Debility and Marasmus	...	8	8	3	...	19	13	11	2	1	46
Other causes	1	1	3	6	4	5	19
		68	25	13	13½	119	79	77	70	84	429

Nett Births in the year	...	Legitimate	3,246
	...	Illegitimate	204
Nett Deaths in the year of	...	Legitimate Infants	387
	...	Illegitimate Infants	42

TABLE 22.
Cases of Infectious Diseases notified during the Year 1918.

Disease	Cases notified in whole District.													Total Cases notified in each locality.												Number of cases removed to Hospital from each locality.																																																																																																																																																																																																																																																																																																																																																																																																																																																																																																																																																																																																																																																																																																																																																																																																																																																																																																																			
	At ages—Years.													Sex. Male. Female.		At all ages.	St. Mary's Ward.	St. Paul's Ward.	St. Peter's Ward.	St. John's Ward.	Trinity Ward.	All Saints' Ward.	St. Michael's Ward.	St. Jude's Ward.	St. George's Ward.	Christchurch Ward.	St. Saviour's Ward.	St. Mary's Ward.	St. Paul's Ward.	St. Peter's Ward.	St. John's Ward.	Trinity Ward.	All Saint's Ward.	St. Michael's Ward.	St. Jude's Ward.	St. George's Ward.	Christchurch Ward.	St. Saviour's Ward.	Total.																																																																																																																																																																																																																																																																																																																																																																																																																																																																																																																																																																																																																																																																																																																																																																																																																																																																																																						
	0-	1-	5-	10-	15-	20-	25-	35-	45-	55-	65-	75-	85-																																																																																																																																																																																																																																																																																																																																																																																																																																																																																																																																																																																																																																																																																																																																																																																																																																																																																																																																
	Ophthalmia	45	28	17	45	8	4	5	6	2	6	2	6	3	1	2

TABLE

Vital Statistics of Separate Localities in 1918 and previous years.

NAMES OF LOCALITIES.	1. ST. MARY'S WARD.				2. ST. PAUL'S WARD.				3. ST. PETER'S DISTRICT.			
	Population esti- mated to middle of each year.	Births registered.	Deaths at all ages	Deaths under 1 year.	Population esti- mated to middle of each year.	Births registered.	Deaths at all ages	Deaths under 1 year.	Population esti- mated to middle of each year.	Births registered.	Deaths at all ages	Deaths under 1 year.
1908 ...	22,200	637	360	71	21,457	526	310	66	19,214	545	301	80
1909 ...	22,287	592	354	53	21,528	512	295	50	19,214	597	276	50
1910 ...	22,376	580	332	58	21,601	535	310	48	19,214	541	295	72
1911 ...	22,279	582	376	79	19,602	482	272	46	18,349	521	266	63
1912 ...	22,175	585	323	53	19,501	486	307	49	18,363	513	273	63
1913 ...	21,997	657	338	64	19,340	515	274	46	18,118	496	281	45
1914 ...	22,040	583	337	58	19,377	481	300	61	18,154	552	258	56
1915 ...	21,000	514	381	64	18,478	490	368	59	17,302	503	284	50
1916 ...	20,735	545	362	49	18,238	449	287	41	17,087	491	240	36
1917 ...	19,640	458	367	47	17,300	401	323	46	16,201	385	282	34
Averages of Years 1908 to 1917	21,672	571	353	59	19,642	487	304	51	18,111	507	275	54
1918 ...	18,924	376	476	39	16,692	282	368	38	15,629	369	340	34

NAMES OF LOCALITIES.	7. ST. MICHAEL'S WARD.				8. ST. JUDE'S WARD.				9. ST. GEORGE'S WARD.			
	Population esti- mated to middle of each year.	Births registered.	Deaths at all ages	Deaths under 1 year.	Population esti- mated to middle of each year.	Births registered.	Deaths at all ages	Deaths under 1 year.	Population esti- mated to middle of each year.	Births registered.	Deaths at all ages	Deaths under 1 year.
1908 ...	25,369	729	442	115	15,308	389	244	60	21,615	702	408	115
1909 ...	25,450	671	455	103	15,357	340	273	49	21,693	707	432	102
1910 ...	25,535	697	391	70	15,407	380	209	27	21,773	688	377	99
1911 ...	22,708	665	443	110	13,572	371	243	65	19,502	741	413	117
1912 ...	22,504	623	375	75	13,508	347	268	39	18,490	704	368	96
1913 ...	22,318	721	463	99	13,395	367	246	38	18,344	678	372	103
1914 ...	22,364	655	449	103	13,420	343	239	42	17,844	675	363	97
1915 ...	21,824	614	514	104	12,803	314	294	52	16,992	517	391	81
1916 ...	21,059	532	403	63	12,639	299	224	32	16,778	537	301	64
1917 ...	19,964	461	381	60	12,013	277	240	49	15,892	452	315	47
Averages of Years 1908 to 1917	22,859	637	431	90	13,742	342	248	45	18,892	649	374	92
1918 ...	19,248	384	446	53	11,585	184	289	36	15,320	405	364	40

23.

BOROUGH OF SOUTHWARK

4. ST. JOHN'S DISTRICT.				5. TRINITY WARD.				6. ALL SAINTS' DISTRICT.			
Population esti- mated to middle of each year.	Births registered.	Deaths at all ages	Deaths under 1 year.	Population esti- mated to middle of each year.	Births registered.	Deaths at all ages	Deaths under 1 year.	Population esti- mated to middle of each year.	Births registered.	Deaths at all ages	Deaths under 1 year.
22,640	650	375	98	18,255	527	304	60	20,589	707	396	96
22,731	633	345	74	18,326	493	316	53	20,670	681	386	87
22,827	642	382	72	18,399	489	312	55	20,755	760	358	86
21,247	648	359	90	16,026	474	306	66	19,316	686	445	111
21,151	633	372	75	15,944	491	288	44	19,230	684	281	48
20,982	683	334	80	15,819	541	325	70	19,077	721	352	75
21,023	649	352	74	15,851	499	311	60	19,114	718	345	83
19,983	601	374	75	15,093	447	317	50	18,215	626	403	91
19,731	585	335	69	14,904	424	261	53	17,988	610	313	46
18,688	511	337	56	14,122	380	252	42	17,049	484	283	44
21,100	623	356	76	16,273	476	299	55	19,200	667	356	76
18,008	383	379	62	13,622	322	356	48	16,441	440	359	41

10. CHRISTCHURCH WARD.				11. ST. SAVIOUR'S WARD.							
Population esti- mated to middle of each year.	Births registered.	Deaths at all ages	Deaths under 1 year.	Population esti- mated to middle of each year.	Births registered.	Deaths at all ages	Deaths under 1 year.	Population esti- mated to middle of each year.	Births registered.	Deaths at all ages	Deaths under 1 year.
11,490	256	196	25	12,305	307	152	34
11,525	240	202	36	12,344	310	194	54
11,561	271	206	40	12,384	310	188	49
9,522	223	288	34	9,839	317	171	42
9,464	213	208	19	9,787	327	127	26
9,391	228	223	31	9,706	268	163	31
9,409	261	199	32	9,725	227	197	27
8,980	230	230	34	9,254	303	171	53
8,867	170	174	16	9,140	270	139	13
8,397	156	175	16	8,670	190	132	17
9,860	224	205	28	10,315	282	163	32
8,113	118	204	17	8,386	187	177	21

TABLE 24.
Cases of Infectious Disease

Notified to the Medical Officer of Health for the Borough of Southwark, during the year 1918, occurring in the several wards:—

WARD.	Scarlet Fever.	Diphtheria.	Mem. Croup.	Enteric Fever.	Cerebro- Spinal Fever.	Polio- Myelitis.	Erysipelas.	Puerperal Fever.	Continued Fever.	Ophthalmia Neonatorum.	Phthisis.	Other forms of Tubercu- losis.	Measles.	Chicken- pox.	Epidemic Diarrhœa.	Total.
St. Mary ...	49	71	2	—	1	—	18	—	—	8	69	29	399	18	14	678
St. Paul ...	37	26	—	1	1	—	17	1	—	4	65	21	305	13	7	498
St. Peter ...	71	74	1	—	1	—	25	2	—	5	70	12	210	7	27	505
St. John ...	119	49	3	—	—	—	15	—	—	6	58	30	319	55	13	667
Trinity ...	48	24	1	—	1	—	9	1	—	2	50	12	266	12	14	440
All Saints ..	112	52	1	2	1	—	18	1	—	6	43	21	168	17	10	452
St. Michael ...	62	55	4	4	1	—	16	4	—	2	80	27	249	36	11	551
St. Jude ...	56	40	—	1	1	—	8	1	—	6	45	16	157	13	19	363
St. George ...	69	51	1	—	—	—	12	1	1	3	40	17	182	10	3	390
Christchurch	8	15	—	—	—	—	8	1	—	1	34	5	105	29	10	216
St. Saviour ...	22	34	—	—	—	—	4	—	—	2	25	5	82	13	2	189
Borough ...	653	491	13	8	7	—	150	12	1	45	579	195	2442	223	130	4949

TABLE 25.

Deaths in the Sanitary Area from the principal Zymotic Diseases in the various wards for 1918.

WARD.	Small Pox.	Measles.	Scarlet Fever.	Diph- theria	Whooping Cough.	Enteric Fever.	Diarr- hœa.	Phthisis.	Pneumonia & Bronchitis.	Heart Disease.
St. Mary ...	—	17	2	4	15	—	5	52	106	37
St. Paul ...	—	7	1	3	12	—	7	33	60	20
St. Peter ...	—	16	1	11	11	1	6	32	88	16
St. John ...	—	19	1	3	9	—	11	38	99	30
Trinity ...	—	9	1	1	19	—	11	48	90	25
All Saints ...	—	11	1	3	7	—	11	32	96	22
St. Michael ...	—	25	—	6	21	—	5	38	114	32
St. Jude ...	—	15	4	3	6	—	10	31	56	16
St. George ...	—	12	2	7	13	—	5	42	101	22
Christchurch ...	—	10	1	—	8	—	8	21	50	17
St. Saviour ...	—	4	—	—	8	—	2	20	49	10
Borough ...	—	145	14	41	129	1	81	387	909	247

TABLE 26. The total number of Deaths in the Sanitary Area, with the Ages apportioned to the several wards, and the Death-rate in each ward for 1918.

WARD.	Males	Females.	Total.	Rate per 1000.	AGES—YEARS.												
					0-	1-	5-	10-	15-	20-	25-	35-	45-	55-	65-	75-	85-
St. Mary ..	265	211	476	25·1	39	78	13	8	16	13	30	42	65	65	56	44	7
St. Paul ...	184	184	368	22·0	38	44	9	7	13	14	29	29	30	44	63	34	14
St. Peter ...	156	184	340	21·7	34	59	13	5	9	7	24	28	25	33	65	30	8
St. John ...	196	183	379	21·0	62	52	13	11	9	8	43	26	33	49	41	26	6
Trinity ...	201	155	356	26·1	48	53	14	8	9	11	26	22	42	48	45	28	2
All Saints ...	184	175	359	21·8	41	52	16	11	14	14	22	21	38	37	47	37	9
St. Michael	226	219	445	23·1	53	81	10	3	10	20	32	30	50	60	61	31	4
St. Jude ...	144	145	289	24·9	36	40	8	7	7	10	26	23	29	34	40	25	4
St. George...	184	180	364	23·7	40	68	19	6	11	12	21	36	42	38	42	22	7
Christchurch	110	94	204	25·1	17	29	4	1	4	9	11	15	29	23	30	29	3
St. Saviour	73	104	177	21·1	21	31	8	2	5	11	18	11	12	24	19	13	2
Whole Borough }	1923	1834	3757	23·2	429	587	127	69	107	129	282	283	395	455	509	319	66

TABLE 27.
Cases of Infectious Disease.

Notified to the Medical Officer of Health for Southwark, during each week of the year 1918.

Week Ending.	Scarlet Fever.	Diphtheria.	Membranous Croup.	Enteric Fever.	Cerebro-Spinal Fever.	Polio-Myelitis.	Erysipelas.	Puerperal Fever.	Continued Fever.	Ophthalmia Neonatorum.	Phthisis.	Other forms of Tuberculosis.	Measles.	Chicken Pox.	Epidemic Diarrhoea.	Total.
1918																
Jan. 5	8	9	1	...	3	11	...	65	97
" 12	11	8	1	2	...	1	8	4	40	75
" 19	8	11	3	1	17	7	44	91
" 26	9	12	1	2	1	12	5	38	80
Feb. 2	3	17	1	2	1	9	1	65	99
" 9	5	18	1	...	4	18	6	32	84
" 16	5	15	1	...	4	1	...	2	13	2	54	97
" 23	6	10	1	1	1	...	3	1	9	5	65	102
March 2	5	12	1	1	3	1	7	1	46	77
" 9	6	9	1	6	1	22	8	47	100
" 16	7	10	3	1	13	4	59	97
" 23	9	14	2	...	3	21	5	103	157
" 30	3	7	2	2	19	6	134	173
April 6	5	8	4	10	2	110	30	...	169
" 13	5	8	3	2	15	6	146	35	...	220
" 20	3	8	2	1	10	1	110	22	...	157
" 27	6	6	1	1	6	4	107	15	...	146
May 4	9	5	2	1	5	12	2	106	23	...	165
" 11	10	8	3	1	8	6	106	14	...	156
" 18	9	9	...	1	1	...	2	2	10	5	148	15	...	202
" 25	12	4	1	10	2	131	11	...	171
June 1	8	5	2	1	...	2	15	7	85	15	...	140
" 8	7	17	2	1	15	6	83	13	...	144
" 15	13	6	...	1	1	1	18	2	89	14	...	145
" 22	12	8	1	1	10	5	71	7	...	115
" 29	16	19	3	1	...	1	4	3	52	8	...	107
July 6	16	5	1	11	3	55	1	...	92
" 13	23	15	4	9	2	46	99
" 20	28	8	...	1	2	1	...	2	19	7	29	97
" 27	10	5	2	12	4	26	59
August 3	8	6	5	...	1	1	16	4	25	66
" 10	12	6	2	1	10	1	19	51
" 17	12	11	2	8	3	21	57
" 24	17	6	...	1	4	4	2	9	43
" 31	10	7	...	1	2	17	2	6	45
Sept. 7	25	9	3	2	5	4	8	...	33	89
" 14	31	13	2	1	...	1	12	3	5	...	41	109
" 21	16	17	3	1	7	5	10	...	38	97
" 28	17	11	4	2	8	3	9	...	13	67
Oct. 5	21	11	2	13	4	3	...	5	59
" 12	18	9	1	7	10	4	6	55
" 19	17	7	1	4	1	...	1	9	...	5	45
" 26	2	6	9	2	10	5	4	62
Nov. 2	25	6	3	1	...	3	10	3	3	54
" 9	20	10	2	2	1	9	8	1	53
" 16	24	7	1	2	1	7	7	1	50
" 23	10	7	5	1	12	3	5	43
" 30	12	12	1	1	3	4	33
Dec. 7	15	7	1	7	10	2	2	44
" 14	12	7	1	2	9	4	2	37
" 21	16	14	2	1	12	2	1	48
" 28	12	6	5	1	5	29
Year	653	491	13	8	7	...	150	12	1	45	579	195	2442	223	130	4949

TABLE

Analysis of Cases treated in Hospitals and at Home

YEAR.	SMALL POX.						SCARLET FEVER.					
	Total number of Cases notified.	Cases removed to Hospital.	Died in Hospital.	Percentage of Deaths.	Cases Treated at Home.	Died at Home.	Total number of Cases notified.	Cases removed to Hospital.	Died in Hospital.	Percentage of Deaths.	Cases Treated at Home.	Died at Home.
1901	89	89	14	15.7	1301	1188	51	4.3	113	3
1902	518	513	74	14.4	5	4	1098	1046	39	3.7	52	3
1903	40	39	1	...	512	493	18	3.6	19	...
1904	28	27	1	3.7	1	...	415	388	11	2.8	27	1
1905	776	740	28	3.8	36	...
1906	1470	1428	45	3.2	42	...
1907	1275	1232	34	2.7	43	1
1908	775	756	23	3.0	19	1
1909	2	2	590	583	13	2.2	7	1
1910	419	413	9	2.2	6	...
1911	480	474	6	1.3	6	...
1912	500	493	4	0.8	7	2
1913	1	1	880	857	11	1.2	23	...
1914	1448	1405	21	1.5	43	1
1915	465	454	11	2.4	11	1
1916	301	293	5	1.7	8	...
1917	276	263	7	2.6	13	...
1918	653	625	11	1.7	28	3

28.

belonging to the Borough of Southwark for Eighteen Years.

DIPHTHERIA AND MEMBRANOUS CROUP.						ENTERIC FEVER.					
Total number of Cases notified.	Cases removed to Hospital.	Died in Hospital.	Percentage of Deaths.	Cases Treated at Home.	Died at Home.	Total number of Cases notified.	Cases removed to Hospital.	Died in Hospital.	Percentage of Deaths.	Cases Treated at Home.	Died at Home.
558	484	42	8.6	74	11	135	120	14	11.6	15	4
539	500	50	10.0	39	13	193	179	20	11.1	14	3
354	333	19	5.7	21	4	122	105	19	19.0	17	3
281	257	18	7.0	24	8	92	77	13	16.8	15	5
304	280	38	13.6	24	6	74	67	7	10.4	7	4
401	375	25	6.6	26	6	111	105	8	7.6	6	4
422	410	32	7.8	12	1	80	74	7	9.4	6	4
270	266	30	11.3	4	2	48	45	5	11.1	3	2
256	244	26	10.7	12	7	35	31	6	19.3	4	...
284	278	33	11.1	6	2	54	51	7	13.7	3	...
293	287	29	10.1	6	1	45	43	3	7.0	2	2
284	276	25	9.0	8	2	39	37	3	8.1	2	1
327	315	18	5.7	12	1	39	36	4	11.1	3	2
338	330	34	10.3	8	3	24	24	2	8.3
387	369	34	9.2	18	3	23	23	3	13.0
442	423	36	8.5	19	5	13	11	2	18.2	2	...
580	560	41	7.3	20	5	10	10	5	50.0
504	489	40	8.1	15	1	8	7	1	14.3	1	...

TABLE
Analysis of Sickness and Mortality

CITIES AND BOROUGH.	Estimated Civil Population, 1917.	NOTIFIED CASES OF INFECTIOUS DISEASE.											
		Small-pox.	Scarlet Fever.	Diphtheria.*	Typhus Fever.	Enteric Fever.	Other continued fevers.	Puerperal Fever.	Erysipelas.	Cerebro-Spinal meningitis.	Polio-myelitis.	Total.	Annual rate per 1000 persons living.
LONDON	4,026,901	35	6,811	8174	1	358	2	158	2006	218	50	17,813	4.4
<i>West Districts—</i>													
Paddington	122,507	...	150	261	...	13	...	2	55	3	...	484	4.0
Kensington	151,535	...	222	174	...	11	1	4	48	14	...	474	3.1
Hammersmith	114,952	...	172	138	...	15	...	7	37	11	...	380	3.3
Fulham	145,186	...	229	207	...	15	...	12	45	8	2	518	3.6
Chelsea	57,368	...	67	46	...	4	...	6	19	1	...	143	2.5
City of Westminster...	122,046	...	92	133	...	20	...	4	35	2	2	288	2.4
<i>North Districts—</i>													
St. Marylebone	92,796	...	78	158	...	9	...	6	46	4	3	304	3.3
Hampstead	75,649	...	52	110	...	11	25	2	1	201	2.7
St. Pancras	186,600	...	330	396	...	17	...	5	114	8	2	872	4.7
Islington	297,102	2	430	518	...	27	...	4	141	15	5	1142	3.9
Stoke Newington	47,426	...	49	110	...	1	...	1	15	4	...	180	3.8
Hackney	196,598	2	270	473	...	30	...	8	97	6	2	888	4.5
<i>Central Districts—</i>													
Holborn	35,303	1	23	81	...	2	10	1	1	119	3.4
Finsbury	68,011	...	167	121	...	2	...	1	26	3	...	320	4.7
City of London	16,138	...	18	19	7	1	...	45	2.8
<i>East Districts—</i>													
Shoreditch	89,675	...	156	192	...	5	...	3	89	4	1	450	5.0
Bethnal Green	107,362	2	297	337	...	14	...	3	115	9	2	779	7.3
Stepney	232,010	24	448	774	...	15	...	6	136	18	6	1427	6.2
Poplar	143,443	2	231	306	...	12	...	12	94	9	4	670	4.7
<i>South Districts—</i>													
Southwark	167,936	...	653	504	...	8	1	12	150	7	...	1333	8.0
Bermondsey	107,635	...	233	376	1	6	...	2	48	6	8	680	6.3
Lambeth	272,038	1	525	438	...	13	...	17	97	16	1	1108	4.1
Battersea	150,023	...	253	221	...	8	...	2	75	12	2	573	3.8
Wandsworth	300,787	...	550	494	...	38	...	16	110	18	2	1228	4.1
Camden	239,461	...	342	549	...	13	...	4	149	14	...	1071	4.5
Deptford	103,527	1	192	232	...	14	...	2	69	4	2	516	5.0
Greenwich	90,440	...	166	244	...	14	...	1	42	3	1	471	5.2
Lewisham	161,405	...	200	320	...	6	...	5	54	6	1	592	3.7
Woolwich	131,942	...	213	241	...	13	...	31	58	9	2	549	4.2
Port of London	3	3	...	2	8	...

* Including

29.

Statistics in London during the Year 1918.

DEATHS FROM PRINCIPAL INFECTIOUS DISEASES.									Deaths from all causes.	Death-rate per 1000 living.
Small-pox.	Measles.	Scarlet Fever.	Diphtheria.*	Whooping-cough.	Enteric Fever.	Diarrhea and Enteritis (under 2 years.	Total.	Annual rate per 1000 persons living.		
...	1651	118	654	1688	79	1112	5302	1.3	74,623	18.6
...	40	1	20	51	1	24	137	1.1	2192	17.9
...	13	7	11	36	...	43	110	0.7	2674	17.7
...	44	2	6	28	3	32	115	1.0	1946	17.0
...	46	4	12	58	4	60	184	1.3	2455	17.0
...	14	...	5	11	1	8	39	0.7	1080	18.9
...	10	2	10	27	2	23	74	0.6	2023	16.6
...	12	...	10	26	2	33	83	0.9	1772	19.1
...	...	3	6	15	3	7	34	0.5	965	12.8
...	70	7	32	88	5	47	249	1.3	3864	20.8
...	113	9	42	150	7	69	390	1.3	5766	19.5
...	8	...	18	4	3	7	40	0.8	795	16.8
...	43	6	50	57	8	62	226	1.2	3641	18.6
...	6	...	5	13	3	10	37	1.1	820	23.3
...	44	3	10	53	...	15	125	1.8	1569	23.1
...	3	...	1	1	...	4	9	0.6	289	18.0
...	82	...	12	95	1	61	251	2.8	2122	23.7
...	175	9	26	94	2	39	401	3.7	2477	23.1
...	147	5	57	150	6	83	392	1.7	4771	20.6
...	150	3	31	67	1	49	301	2.1	3146	22.0
...	145	14	41	129	1	47	377	2.3	3757	22.4
...	73	3	23	87	...	36	222	2.1	2401	22.4
...	131	13	49	88	5	70	356	1.3	4972	18.3
...	57	4	22	59	...	42	184	1.2	2767	18.5
...	44	3	34	47	5	76	219	0.7	4349	14.5
...	85	5	36	86	4	61	277	1.2	4224	17.7
...	20	3	12	53	2	21	111	1.1	1809	17.5
...	45	1	16	45	4	30	141	1.6	1710	19.0
...	01	7	33	31	4	20	105	0.7	2196	13.6
...	21	4	24	29	2	33	113	0.9	2071	15.7
...

Membranous Croup.

PHTHISIS.

TABLE 30.

A summary of the cases notified and other particulars in connection therewith during the year 1918.

Notified cases remaining in district at end of 1917.	Cases notified during 1918.	Old cases returned home from Infirmary.	Visits paid at the homes of patients.	Cases removed to Infirmary.	Cases removed from Southwark or which died at home.	Notified cases remaining in Southwark at end of 1918.	Rooms periodically sprayed and otherwise disinfected.	Rooms stripped on termination of cases.
882	579	138	5,929	216	418	965	4,954	209

DEATHS FROM PULMONARY TUBERCULOSIS.

TABLE 31

Shewing the number of Patients who died in their own homes and the number who died away from home in Hospitals or other Institutions.

	0-	1-	5-	10-	15-	20-	25-	35-	45-	55-	65-	75-	85-	ALL AGES.		
														Males	Fe- males	TOTAL
Number of patients who died at home ...	2	4	5	7	13	14	22	36	38	16	5	1	1	92	69	161
Number of patients who died in hospitals, &c. ...	1	5	2	5	20	12	34	40	50	30	22	2	—	145	81	226
	3	9	7	12	33	26	56	76	88	46	27	3	1	237	150	387

Of the total number of deaths from Pulmonary Tuberculosis 58.4 per cent. occurred in hospitals or other institutions.

TABLE 32.

PUBLIC HEALTH (TUBERCULOSIS) REGULATIONS, 1912.

Summary of Notifications during the period from the 31st December, 1917, to the 28th December, 1918,
in the Metropolitan Borough of Southwark.

Age-periods	Notifications on Form A.													Notifications on Form B.				Number of Notifications on Form C.		
	Number of Primary Notifications.												Total Notifications on Form A.	Number of Primary Notifications.			Total Notifications on Form B.	Poor Law Institutions.	Sanatoria.	
	0-1	1-5	5-10	10-15	15-20	20-25	25-35	35-45	45-55	55-65	65 & upwards	Total Primary Notifica- tions.		Under 5	5-10	10-15				Total Primary Notifica- tions.
Pulmonary Males ...	—	4	16	9	22	24	70	72	72	42	21	352	382	2	2	1	5	5	95	70
„ Females ...	1	8	12	13	16	40	49	41	22	10	9	221	238	—	1	—	1	1	55	47
Non-Pulmonary Males ..	5	26	28	20	10	—	1	2	2	2	—	96	101	—	6	2	8	10	19	5
„ Females ..	1	21	22	17	5	8	2	1	—	2	—	79	83	2	9	1	12	13	15	8

TABLE 33.

ZYMOTIC MORTALITY FOR THE SANITARY AREA, 1918.

Showing the localities where the deaths occurred.

LOCALITY.	Polio-Myelitis.	Measles.	Scarlet Fever.	Diphtheria.	Whooping Cough.	Typhus Fever.	Enteric Fever.	Diarrhæa.	Cerebro-Spinal Fever.	Anthrax.	Total.
The Borough	92	3	1	77	35	208
Southwark temporary Infirmary	4	2	8	1	...	15
Colney Hatch Asylum	1	1
Met. Asylums Board Hospitals	10	11	31	6	1	...	59
St. Thomas's Hospital	2	1	3
Evelina Hospital	2	6	6	1	...	15
Leavesden Asylum...	1	1
Guy's Hospital	3	1	2	6
Infants' Hospital, Vincent Square	1	1
Royal Waterloo Hospital	2	2
King's College Hospital	1	...	1	1	3
Lambeth Infirmary	36	...	1	35	12	1	...	85
Belgrave Hospital	1	1	2
Banstead Asylum	1	1
Lambeth Schools	1	1
Westminster Hospital	1	1
Children's Hospital, Gt. Ormond Street	2	2
Dartford Heath Asylum	1	1
Caterham Asylum...	1	1
Downs Sanatorium..	1	1
Claybury Asylum	2	2
Hanwell Asylum	1	1
Long Grove Asylum	2	2
Croydon Infirmary	1	1
TOTAL	145	14	41	129	...	1	81	4	...	415

SMALL-POX.

No case of this disease was notified during the year 1918.

No death from Small-Pox has occurred in the borough within the last fourteen years.

SCARLET FEVER.

During the year under consideration 653 cases were notified with 14 deaths. The notifications and deaths were the highest recorded since 1914. The cases were evenly distributed throughout the borough.

The number of cases notified, as compared with London, during the last ten years was :—

	In Southwark.	In London.		In Southwark.	In London.
1909	590	17,251	1914	1,448	25,015
1910	419	10,509	1915	467	17,104
1911	480	10,489	1916	301	8,766
1912	500	11,312	1917	276	6,110
1913	880	17,552	1918	653	6,811

The Wards most affected were St. Peter, St. John and All Saints Wards.

Number of deaths from Scarlet Fever during the last ten years :—

	In Southwark.	In London.		In Southwark.	In London.
1909	14	383	1914	22	316
1910	9	214	1915	12	332
1911	6	172	1916	5	146
1912	6	159	1917	7	85
1913	11	188	1918	14	118

Of the 653 cases notified in the present year, as many as 625 were removed to hospital, *i.e.*, 95·8 per cent., as against 95·3 per cent. for last year.

The deaths in the 625 cases sent to hospital numbered 11, a mortality of 1·7 per cent.

The deaths in the 28 cases treated at home numbered 3, a mortality of 10·7.

The annual rate of mortality was 0·08.

DIPHTHERIA.

There has been a distinct increase during the last few years in the number of cases of Diphtheria notified, although for the particular year under consideration there is a slight decrease both in notifications and deaths.

The total notifications numbered 504 and the deaths 41 for the year

The percentage of deaths to the cases notified was 8.1.

The annual mortality per 1,000 inhabitants was 0.25.

The number of cases notified as compared with London, during the last ten years was :—

	In Southwark.	In London.		In Southwark.	In London.
1909	256	6,685	1914	338	9,118
1910	284	5,494	1915	387	9,166
1911	293	7,389	1916	442	8,754
1912	284	7,101	1917	580	8,300
1913	327	7,654	1918	504	8,174

Number of deaths from Diphtheria during the last ten years :—

	In Southwark.	In London.		In Southwark.	In London.
1909	33	605	1914	37	706
1910	35	434	1915	37	699
1911	30	612	1916	41	604
1912	27	452	1917	46	580
1913	19	431	1918	41	654

Of the 504 cases notified 489, or 97.0 per cent., were removed to hospital with 40 deaths, a mortality of 8.1 per cent., whilst in the 15 cases treated at home there was 1 death, a mortality of 6.6 per cent.

ENTERIC FEVER.

Only 1 death from Enteric Fever occurred in the borough during the year, as against 5, 2 and 3, in the three preceding years.

The total number of cases notified was 8 for the present year, and 10, 13 and 23, for the three preceding years.

The number of cases notified during the last ten years:—

1909	35	1914	24
1910	54	1915	23
1911	45	1916	13
1912	39	1917	10
1913	39	1918	8

The number of deaths from Enteric Fever for the last ten years:—

1909	6	1914	2
1910	7	1915	3
1911	5	1916	2
1912	4	1917	5
1913	6	1918	1

Of the 8 cases notified 7 were removed to hospital, of which 1 died, a mortality of 14·3 per cent.

MEASLES.

This disease has been again very prevalent during 1918. The notifications numbered 2,442 for the year as against 1,530 for 1917. The total deaths were 145.

Deaths from Measles during the last ten years:—

1909	127	1914	95
1910	225	1915	131
1911	120	1916	94
1912	139	1917	75
1913	105	1918	145

The annual death-rate per 1,000 living was 0·89.

CEREBRO-SPINAL FEVER.

During the year 7 cases of Cerebro-Spinal Fever were notified, of which 4 died.

DIARRHÆA.

The deaths from Diarrhæa and Enteritis numbered 81. The year under consideration was again distinctly favourable to infants in regard to these complaints.

The annual death-rate at all ages from Diarrhæa per 1,000 living was 0.50.

Deaths from diarrhæa during the last ten years:—

1909	113	1914	207
1910	90	1915	148
1911	331	1916	107
1912	95	1917	108
1913	205	1918	81

WHOOPIING COUGH.

This disease has been very prevalent during 1918, the deaths being 129 for the year.

The annual death-rate per 1,000 living was 0.79

Deaths from Whooping Cough for the last ten years:—

1909	57	1914	59
1910	60	1915	46
1911	64	1916	44
1912	49	1917	35
1913	38	1918	129

HEALTH WORK.

The number of visits made by the Health Visitors to houses in connection with Births, and other Health Work during 1918.

TABLE 34.

Nature of visit.	Mrs. Holland. No. of visits.	Miss Bacon. No. of visits.	Miss Johnson. No. of visits.	Miss Sayer. No. of visits.	Miss Vaughan Price. No. of Visits.	Miss Walters. No. of Visits.	Miss Wilkinson. No. of visits.	Miss Elliott. No. of visits.	TOTAL.
Original visits in relation to Births	461	545	674	505	41	91	—	—	2317
Original visits in relation to other Health work ...	505	639	763	779	290	261	76	13	3326
Visits to premises where occupiers were found to be out	51	708	425	218	178	272	41	1	1894
Revisits in relation to Births	537	2799	1724	2554	676	541	—	—	8831
Revisits in relation to other Health work	212	49	128	121	1042	955	19	—	2526
Total	1766	4740	3714	4177	2227	2120	136	14	18,894

MATERNITY AND CHILD WELFARE CENTRES.

At the end of 1918 the Maternity and Child Welfare Scheme was completed and the following Centres were established.

(1) Centres provided by the Council. (Six).

Distinctive No.	Address of Centre.	District served by Centre.	Health Visitor.	Day and Time of Attendance and Doctor attending.
2a	St. Paul's Church Parochial Hall, Lorrimore Street, Walworth	St. Paul's Ward ...	Miss H. E. Johnson ...	Wednesday, 2—4.30 Dr. Dorothy Shepherd.
2b	Working Boys' Club, Villa Street, Walworth	St. Peter's Ward ...	Miss L. F. Hartley ...	Tuesday, 2—4.30 Dr. Dorothy Shepherd.
3b	Lady Margaret Church Parish Room, Chatham Street, Walworth	The Northern half of All Saints' Ward	Miss Stone (who serves this and 3a Centre)	Thursday, 2—4.30 Dr. G. B. Millson.
4b	St. Stephen's Church Parish Room, St. Stephen's Square Tabard Street	The Northern half of St. George's Ward	Miss W. Sayer (who serves this and 4a Centre)	Friday, 2—4.30 Dr. Mildred Burgess.
6a	St. George's Dispensary, Pockock Street, Blackfriars	Part of St. Michael and St. Jude's Wards, and Christchurch Ward	Miss A. Bacon ...	Tuesday, 2—4.30 Dr. Alice Ker.
6b	St. Mary's Girls' Club, Union Street, Borough	St. Saviour's Ward ...	Mrs. George (who serves this and 6c Centre)	Monday, 2—4.30 Dr. Mildred Burgess.

(2) **Wholly Voluntary Centres. (Four).**

Distinctive No.	Address of Centre.	District served by Centre.	Health Visitor.	Day and Time of Attendance and Doctor attending.
1a	St. John's Institute, Larcom Street, Walworth	St. John's Ward ...	Mrs. A. Parkins ...	Tuesday, 10.30—12.0 " 2—4.30 Dr. Henrietta Stephens.
1b	(Not yet settled)... ...	St. Mary's Ward ...	Mrs. Stewart ...	—
3c	St. George's Hall, Old Kent Road	A part of St. George's Ward	Sister Elsie ...	Tuesday, 2.—4.30 Dr. Helen Clark.
7 (Guys)	Newcomen Street, S.E. ...	The Eastern part of St. Saviour's Ward, in combination with a part of Bermondsey	Staffed from Guy's Hospital	—

(3) **Partly Municipal and Partly Voluntary Centres. (Four).**

3a	All Saints' Parish Room, Surrey Square, Walworth	The Southern portion of All Saints' Ward	Miss Stone (who serves this and 3b Centre)	Thursday, 10.30—1.30 " 2—4.30 Dr. Flora Shepherd.
4a	Crossways Mission Hall, New Kent Road	Trinity Ward ...	Miss W. Sayer (who serves this and 4b Centre)	Friday, 2—4.30 Dr. Sophia Jackson.
5	St. Paul's Parochial Hall, Westminster Bridge Road	A part of St. Jude and St. Michael's Wards	Miss McCurdie ...	Friday, 2—4.30 Dr. Dorothy Shepherd.
6c	St. George the Martyr Parish Room, Borough High Street	A part of St. Michael's Ward	Mrs. George (who serves this and 6b Centre)	Monday, 2—4.30 Dr. Henrietta Stephens

Work carried out during the year in the several Centres.

MUNICIPAL (6).

No. 2A.—ST. PAUL'S WARD.

No. of children attending Centre	...	230	<i>Method of Feeding.</i>	
No. of children seen by Doctor	...	658	Breast 118
Average weekly attendance	...	42	Bottle 40
Total No. of attendances at Centre	...	1974	Breast and bottle	. 21
No. of Sessions held	...	47	Ordinary diet	... 51

No. 2B.—ST. PETER'S WARD WORKING BOYS' CLUB.

(To be opened early in 1919).

No. 3B.—ALL SAINTS' WARD (Northern Half).

No. of children attending Centre	...	66	<i>Method of Feeding.</i>	
No. of children seen by Doctor	...	66	Breast 34
Average weekly attendance	...	20	Bottle 14
Total No. of attendances at Centre	...	926	Breast and bottle	. 12
No. of Sessions held	...	46	Ordinary diet	... 6

No. 4B.—ST. GEORGE'S WARD (Northern Half).

(To be opened early in 1919).

No. 6A.—ST. MICHAEL, ST. JUDE AND CHRISTCHURCH WARDS (Part of).

No. of children attending Centre	...	168	<i>Method of Feeding.</i>	
No. of children seen by Doctor	...	168	Breast 62
Average weekly attendance	...	28	Bottle 20
Total No. of attendances at Centre	...	1279	Breast and bottle	. 22
No. of sessions held	...	45	Ordinary diet	... 64
Sewing classes	...	26		
Total Attendance	...	132		

No. 6B.—ST. SAVIOUR'S WARD.

(To be opened early in 1919).

VOLUNTARY (4).

No. 1A.—ST. JOHN'S WARD.

No. of children attending Centre	...	378	<i>Method of Feeding.</i>	
No. of children seen by Doctor, average				
each session	...	19	Breast	... 278
Average weekly attendance	...	77	Bottle	... 29
Total No. of attendances at Centre	...	3711	Breast and bottle	. 4
No. of sessions held	...	48	Ordinary diet	... 67
Ante natal cases seen individually	...	157		
do. attendances at Centre		10		

No. 1B.—ST. MARY'S WARD. (Not yet settled).

No. 3C.—ST. GEORGE'S WARD (Part of).

No. of children attending Centre	...	139	<i>Method of Feeding.</i>	
No. of children seen by Doctor				
average weekly	...	20	Breast	... 46
Average weekly attendance	...	27	Bottle	... 22
Total No. of attendances at Centre	...	1048	Breast and bottle	. 13
No. of sessions held	...	39	Ordinary diet	... 58

No. 7.—ST. SAVIOUR'S WARD.

Eastern portion in combination with a part of Bermondsey.

(To be opened early in 1919).

PARTLY MUNICIPAL AND PARTLY VOLUNTARY (4).

No. 3A. ALL SAINTS' WARD (Southern Half).

No. of children attending Centre	...	300	<i>Method of Feeding.</i>	
No. of children seen by Doctor	...	1186	Breast	... 100
Average weekly attendance	...	—	Bottle	... 71
Total No. of attendances at Centre	...	3084	Breast and bottle	100
No. of sessions held	...	—	Ordinary diet	... 33
Visits to Children	...	2876		
Home Nursing (6 classes) attendance		15		
Needlework (7 classes) attendance	...	10		

No. 4A.—TRINITY WARD.

No. of children attending Centre	... 205	<i>Method of Feeding.</i>	
No. of children seen by Doctor	.. 1100	Breast 90
Average weekly attendance 38	Bottle 54
Total No. of attendances at Centre	... 1879	Breast and bottle .	28
No. of sessions held	... 49	Ordinary diet	... 33

No. 5.—ST. JUDE'S AND ST. MICHAEL'S WARDS (Part of).

(Opened in October, 1918).

No. of children attending Centre	... 69	<i>Method of Feeding.</i>	
No. of children seen by Doctor, average	20	Breast 28
Average weekly attendance 20	Bottle 12
Total No. of attendances at Centre	... 180	Breast and bottle .	7
No. of sessions held	... 9	Ordinary diet	... 22

No. 6C.—ST. MICHAEL'S WARD (Part of).

No. of children attending Centre	... 176	<i>Method of Feeding.</i>	
No. of children seen by Doctor, average	—	Breast —
Average weekly attendance 40	Bottle —
Total No. of attendances at Centre	... 1944	Breast and bottle .	—
No. of Sessions held	... 48	Ordinary diet	... —

TABLE 35.

RETURN OF FAMILIES ADMITTED INTO THE COUNCIL'S RECEPTION HOUSE DURING THE YEAR 1918.

1918.	Scarlet Fever.			Diphtheria.			Enteric Fever.			Other diseases, &c.			Verminous Persons.		
Week Ending.	No. of Families.	No. of Persons.	No. of Days.	No. of Families.	No. of Persons.	No. of Days.	No. of Families.	No. of Persons.	No. of Days.	No. of Families.	No. of Persons.	No. of Days.	No. of Families.	No. of Persons.	No. of Days.
Jany. 5	—	—	—	—	—	—	—	—	—	—	—	—	—	—	—
" 12	—	—	—	1	3	6	—	—	—	1	1	1	1	1	1
" 19	1	2	4	2	8	24	—	—	—	—	—	—	—	—	—
" 26	1	3	9	—	—	—	—	—	—	—	—	—	—	—	—
Feby. 2	—	—	—	—	—	—	—	—	—	—	—	—	—	—	—
" 9	1	5	20	—	—	—	—	—	—	—	—	—	—	—	—
" 16	—	—	—	2	2	6	—	—	—	—	—	—	—	—	—
" 23	—	—	—	—	—	—	—	—	—	1	1	1	—	—	—
March 2	—	—	—	—	—	—	—	—	—	1	6	18	—	—	—
" 9	—	—	—	—	—	—	—	—	—	—	—	—	—	—	—
" 16	—	—	—	—	—	—	—	—	—	1	1	1	—	—	—
" 23	1	2	6	—	—	—	—	—	—	—	—	—	—	—	—
" 30	—	—	—	—	—	—	—	—	—	1	1	5	—	—	—
April 6	—	—	—	—	—	—	—	—	—	—	—	—	—	—	—
" 13	—	—	—	—	—	—	—	—	—	2	4	10	—	—	—
" 20	—	—	—	—	—	—	—	—	—	1	1	1	—	—	—
" 27	—	—	—	—	—	—	—	—	—	2	2	2	—	—	—
May 4	—	—	—	—	—	—	—	—	—	—	—	—	—	—	—
" 11	—	—	—	—	—	—	—	—	—	2	4	7	—	—	—
" 18	—	—	—	—	—	—	—	—	—	—	—	—	—	—	—
" 25	1	4	12	1	3	9	—	—	—	—	—	—	—	—	—
June 1	—	—	—	—	—	—	—	—	—	—	—	—	—	—	—
" 8	—	—	—	—	—	—	—	—	—	1	1	3	—	—	—
" 15	1	2	6	—	—	—	—	—	—	—	—	—	—	—	—
" 22	1	5	15	2	7	16	—	—	—	1	1	1	—	—	—
" 29	1	3	9	1	4	12	—	—	—	—	—	—	—	—	—
Crd. fwd.	8	26	81	9	27	73	—	—	—	14	23	50	1	1	1

TABLE 35—Continued.

1918.	Scarlet Fever.			Diphtheria.			Enteric Fever.			Other Diseases, &c.			Vermineous Persons.		
Week Ending.	No. of Families.	No. of Persons.	No. of Days.	No. of Families.	No. of Persons.	No. of Days.	No. of Families.	No. of Persons.	No. of Days.	No. of Families.	No. of Persons.	No. of Days.	No. of Families.	No. of Persons.	No. of Days.
Brt. frwd.	8	26	81	9	27	73	—	—	—	14	23	50	1	1	1
July 6	—	—	—	—	—	—	—	—	—	—	—	—	—	—	—
" 13	—	—	—	1	3	9	—	—	—	—	—	—	—	—	—
" 20	1	2	6	1	2	6	—	—	—	—	—	—	—	—	—
" 27	—	—	—	—	—	—	—	—	—	1	1	1	—	—	—
Aug. 3	—	—	—	—	—	—	—	—	—	1	1	1	—	—	—
" 10	—	—	—	—	—	—	—	—	—	—	—	—	—	—	—
" 17	—	—	—	1	2	6	—	—	—	2	2	2	—	—	—
" 24	—	—	—	—	—	—	1	5	15	—	—	—	—	—	—
" 31	—	—	—	—	—	—	—	—	—	—	—	—	—	—	—
Sept. 7	—	—	—	1	4	12	—	—	—	—	—	—	—	—	—
" 14	3	3	7	—	—	—	—	—	—	—	—	—	—	—	—
" 21	—	—	—	1	2	3	—	—	—	—	—	—	—	—	—
" 28	1	5	15	—	—	—	—	—	—	—	—	—	—	—	—
Oct. 5	—	—	—	—	—	—	—	—	—	—	—	—	—	—	—
" 12	—	—	—	1	4	12	—	—	—	—	—	—	—	—	—
" 19	—	—	—	—	—	—	—	—	—	3	7	14	—	—	—
" 26	—	—	—	2	3	9	—	—	—	—	—	—	—	—	—
Nov. 2	—	—	—	—	—	—	—	—	—	—	—	—	—	—	—
" 9	—	—	—	—	—	—	—	—	—	—	—	—	—	—	—
" 16	3	3	7	—	—	—	—	—	—	—	—	—	—	—	—
" 23	—	—	—	—	—	—	—	—	—	—	—	—	1	1	1
" 30	—	—	—	1	1	1	—	—	—	—	—	—	—	—	—
Dec. 7	—	—	—	1	4	12	—	—	—	—	—	—	—	—	—
" 14	1	3	9	—	—	—	—	—	—	—	—	—	1	1	1
" 21	1	5	15	—	—	—	—	—	—	—	—	—	1	1	1
" 28	2	2	6	—	—	—	—	—	—	—	—	—	—	—	—
Total ...	20	49	146	19	52	143	1	5	15	21	34	68	4	4	4

Average Number
of days each per-
son was resident)

3.0 days

2.7 days

3.0 days

2.0 days

1.0 days

DISINFECTION.

The total number of disinfections of rooms during the year by the Council's disinfecting staff was 7,461. Of this number 1,925 rooms were disinfected after the occurrence of the ordinary notifiable infectious diseases, as against 1,536 rooms in 1917. 4,954 periodical sprayings of rooms occupied by Phthisical patients were also carried out during the year.

582 verminous rooms were sulphured and otherwise cleansed by the Council's staff during the year, as against 729 in 1917.

Among the total number of disinfections (7,461) it was found necessary to strip 773 rooms. Of these 561 were in relation to the notifiable diseases, 209 after the termination of cases of Phthisis, and 3 were verminous.

TABLE 36.

The Locality of Rooms Disinfected.

After the occurrence of Infectious Disease.

	St. Mary's Ward.	St. Paul's Ward.	St. Peter's Ward.	St. John's Ward.	Trinity Ward.	All Saints Ward.	St. Michael's Ward.	St. Jude's Ward.	St. George's Ward.	Christ- church Ward.	St. Saviour's Ward.	Total
Number of Rooms Disin- fected	208	142	189	292	144	206	217	166	180	53	128	1,925

TABLE 37.

The Locality of the Rooms Stripped after the occurrence of Infectious Disease.

	St. Mary's Ward.	St. Paul's Ward.	St. Peter's Ward.	St. John's Ward.	Trinity Ward.	All Saints Ward.	St. Michael's Ward.	St. Jude's Ward.	St. George's Ward.	Christ- Church Ward.	St. Saviour's Ward.	Total
Number of Rooms Stripped	66	40	58	91	38	85	58	42	60	10	13	561

TABLE 38.

Bedding, &c., disinfected and destroyed after the occurrence of Infectious Disease during the Year 1918.

Articles.	No. Disinfected.	No. Destroyed.
Beds	1,745	12
Palliasses	225	5
Bolsters	1,008	3
Pillows	2,482	3
Cushions	470	—
Blankets	685	1
Sheets	1,401	—
Quilts	1,096	2
Articles of Clothing, } &c. }	2,749	14
Books	35	—
Total	11,896	40

22 cases of hair, weighing 1 ton 7 cwt. 3 qrs. 23 lbs., and 1 carpet, 1 rug and 1 mat were also disinfected at the Depots.

TABLE 39.

The locality of the rooms periodically sprayed and disinfected in connection with cases of Phthisis notified to the Medical Officer.

	St. Mary's Ward.	St. Paul's Ward.	St. Peter's Ward.	St. John's Ward.	Trinity Ward.	All Saints' Ward.	St. Michael's Ward.	St. Jude's Ward.	St. George's Ward.	Christ- church Ward.	St. Saviour's Ward.	Total.
No. of Rooms Sprayed, &c...	449	633	551	580	389	568	500	371	459	152	302	4954

TABLE 40.

Rooms Stripped upon the termination of Phthisis cases.

	St. Mary's Ward.	St. Paul's Ward.	St. Peter's Ward.	St. John's Ward.	Trinity Ward.	All Saints' Ward.	St. Michael's Ward.	St. Jude's Ward.	St. George's Ward.	Christ- church Ward.	St. Saviour's Ward.	Total.
No. of Rooms Stripped ...	21	33	14	25	27	21	11	22	17	8	10	209

VERMINOUS PERSONS CLEANSED DURING 1918.

During the year 1,043 persons were cleansed at the station in King James Street. Under our agreement with the London County Council, 983 children were cleansed. It was found necessary in a large number of cases to treat the children twice and sometimes three or four times before they were found to be effectually cleansed.

Many of the children treated were suffering from Scabies. In every case the treatment at our Station was thoroughly efficacious, and no recurrence of the trouble was experienced.

60 adults sent from the various common lodging houses and other places in our borough were cleansed during the year, as against 83 dealt with under the provisions of the Cleansing of Persons Act, 1897, in 1917.

TABLE 41.

Showing the Number and Sex of Verminous or Scabious Children treated at the Council's Station, King James Street, during 1918, and the Schools from which they were sent.

These 983 Children received 8,578 baths during 1918.

Name of School.	VERMINOUS.		SCABIOUS.		Total.
	Boys.	Girls.	Boys.	Girls.	
Addington street ...	—	5	3	9	17
All Saints' ...	—	7	11	4	22
Archbishop Sumner ...	—	—	1	3	4
Blackfriars ...	—	5	16	9	30
Beresford street ...	—	—	5	1	6
Christchurch ...	2	5	6	5	18
Crampton street... ..	—	—	5	5	10
English Martyrs ...	7	5	1	2	15
Faunce street ...	—	—	2	5	7
Flint street ...	3	4	6	4	17
Heygate street ...	1	1	2	—	4
Holy Trinity ...	—	—	3	3	6
Harper street ...	—	—	7	5	12
Hatfield street ...	5	20	5	6	36
Holland street ...	—	20	7	4	31
Johanna street ...	2	4	13	12	31
John Ruskin ...	4	1	10	2	17
King and Queen street ...	14	4	17	9	44
Lollard street ...	—	8	30	17	55
Lant street ...	9	4	17	13	43
Mina road ...	—	—	—	2	2
Michael Faraday ...	—	4	1	1	6
Orange street ...	—	17	8	4	29
Penrose street ...	—	—	5	5	10
Pocock street ...	7	45	31	21	104
Rockingham street ...	1	2	10	6	19
St. George's R. C. ...	—	—	5	5	10
St. George's, Earl street ...	—	2	8	4	14
Sayer street ...	5	5	11	12	33
St. Saviour's ...	—	—	1	5	6
Carried forward...	60	168	247	183	658

Name of School.	VERMINOUS.		SCARIOUS.		Total.
	Boys.	Girls.	Boys.	Girls.	
Brought forward ...	60	168	247	183	658
St. Paul's Sutherland square	—	—	3	1	4
Surrey square ...	6	17	5	1	29
Sandford row ...	—	3	6	13	22
St. John's, Larcom street ...	—	—	1	—	1
St. Patrick's ...	—	—	14	8	22
St. John's, Waterloo road ...	—	—	6	4	10
St. Agnes ...	—	—	5	—	5
St. Alban's ...	—	14	2	1	17
St. Andrew's ...	—	—	8	5	13
St. Mary, Newington ...	—	—	9	10	19
St. Jude's ...	—	—	6	3	9
St. Joseph's ...	3	1	10	7	21
St. Mary, Lambeth ...	—	—	—	6	6
St. Mary's, Massinger street .	—	—	—	2	2
Victory place ...	1	2	4	9	16
Webber street ...	1	1	—	—	2
Westminster Bridge road ...	—	—	21	14	35
Walnut Tree walk ...	5	1	9	20	35
West square ...	—	—	7	1	8
Waterloo road ...	—	3	13	11	27
Westmoreland road ...	4	17	—	1	22
Totals ...	80	227	376	300	983

CLEANSING OF PERSONS ACT, 1897.

Adults sent from Lodging-houses and other places in the
Borough to be cleansed during 1918.

TABLE 42.

Address.			Male.	Female.	Total.
122, Barlow street	1	—	1
76, Blackfriars Road	2	—	2
Salvation Army Shelter, Blackfriars Road...			2	—	2
74, Camberwell road	1	—	1
76, Camberwell road	2	—	2
90, Camberwell road	9	—	9
7, Dorritt street	—	9	9
12, Gray street	1	—	1
3, Quilp street	2	—	2
Rowton House	2	—	2
St. Olave Chambers	1	—	1
112, Southwark Bridge road	6	—	6
67, Union street	—	6	6
Other addresses	—	16	16
Total			29	31	60

Cleansing of Verminous Rooms and their Contents.

During the year 1918 the number of verminous rooms with the bedding and other articles cleansed and disinfected in accordance with the requirements of Sections 19-21 of the London County Council (General Powers) Act, 1904, has increased in comparison with 1917. I append a table shewing the number of notices served upon the owners or occupiers of the several premises in question, and the number of verminous rooms stripped and cleansed by the owners, and fumigated by the Council's disinfecting staff, respectively. I also submit tables showing the number of verminous rooms stripped by the Council's staff, and articles dealt with at the disinfecting stations.

TABLE 43.
Verminous Rooms Cleansed.

WARD.	No. of Intimation Notices served.	No. of Statutory Notices served.	Police Court proceedings taken.	Verminous rooms treated.	
				(a) by Owners of Premises.	(b) by the Council's Disinfecting Staff.
St. Mary ...	98	51	—	97	28
St. Paul ...	34	24	—	47	29
St. Peter ...	90	46	2	107	49
St. John ...	79	59	1	125	108
Trinity... ..	109	41	1	155	68
All Saints ...	24	13	—	29	34
St. Michael ...	37	5	—	58	82
St. Jude ...	26	17	2	43	54
St. George ...	37	12	—	46	77
Christchurch ...	6	2	—	7	29
St. Saviour ...	4	1	—	7	34
Houses let in Lodgings... (No. 1 District).	64	48	1	93	—
Houses let in Lodgings ... (No. 2 District).	45	35	—	56	—
TOTAL ...	653	354	7	*870	582

*Note :—These 870 rooms were stripped by the owners.

TABLE 44.

Verminous Bedding, &c., Disinfected at the Council's Stations during 1918.

Articles.					Disinfected.	Destroyed.
Beds	438	—
Palliasses	160	—
Bolsters	277	—
Pillows	691	—
Cushions	91	—
Blankets	583	—
Sheets	559	—
Quilts	434	—
Articles of Clothing, &c.	50,190	—
Books	—	—
Total	53,423	—

5 bundles of rags, 1 piece of carpet, 1 soldier's uniform and 1 sailor's uniform were also disinfected at the Depots.

TABLE 45.

The number of Verminous Rooms Stripped by the Council's Staff.

	St. Mary's Ward.	St. Paul's Ward.	St. Peter's Ward.	St. John's Ward.	Trinity Ward.	All Saints' Ward.	St. Michael's Ward.	St. Jude's Ward.	St. George's Ward.	Christ Church Ward.	St. Saviour's Ward.	Total.
No. of Rooms Stripped ...	—	1	—	—	—	—	1	1	—	—	—	3

MORTUARIES.

TABLE 46.

During the year 562 bodies were received into the Mortuaries:—

Reasons bodies were brought to Mortuary.	Collier's Rents Mortuary.	Manor Place Mortuary.	Total.
Bodies brought in upon which Inquests were held	179	220	399
Bodies brought in for convenience	19	140	159
Bodies brought in in cases where death had occurred from Infectious Disease	3	1	4
Total	201	361	562

SANITARY WORK.

ST. MARY'S WARD.

House to house inspections were carried out in the following localities :—

Arcot place, Borrett road, Longville road, St. Gabriel street, St. Paul's road, Sherston place.

Miscellaneous nuisances abated with localities.

Rats—Arcot place (5 cases), Walworth road (2 cases), Brook street, Newington butts.

Fowls—Sherston place (2 cases), Walworth road, Delaune street, Marsland road, Penrose street.

Geese—Marsland road.

Rabbits—Marsland road.

Foul Accumulations—Newington butts, Penton place, Wesley place, Eagle yard.

ST. PAUL'S WARD.

House to house inspections were carried out in the following localities :—

Avenue road, Beresford street, Chapter road, Chapter terrace, Cook's road, Cottage grove, Cyril street, Empress street, Farmer's road, Montpelier street, Olney street, Royal road, Royal terrace, Beresford buildings.

Miscellaneous nuisances abated with localities.

Rats—Beresford street (2 cases), Camberwell road (2 cases).

Fowls—Camberwell road, Beresford street.

Cat—Grosvenor terrace.

Pig—Grosvenor terrace.

Rabbits—Lorrimore square, Beresford street.

Improper Vehicle (Knackers)—Dartford street.

Underground Room—Lorrimore square (2 cases).

Foul Accumulations—Hillingdon street, Camberwell road, Jerome place, Dartford street, Walworth road, Cottage grove, Grosvenor park, Grosvenor terrace, Beresford street.

ST. PETER'S WARD.

House to house inspections were carried out in the following localities :—

Aycliffe house, Aylesbury road, Beckford place, Blackwood street, Blewitt street, Brettell street, Bronti place, Burton street, Date street, Faraday street, Inville road, Kingston street, Mann street, Portland street, Runham street, Sandford row, South street, Trafalgar street, Villa street, Wooler street.

Miscellaneous nuisances abated with localities.

Rats—Camberwell road (2 cases), Mann street (2 cases), Red Lion row, East street, Boyson road, Blackwood street, Trafalgar street, Date street.

Fowls—Walworth road.

Donkey—East street.

Pigs—East street.

Foul Accumulations—Bronti place (2 cases), East street, Red Lion row, Blackwood street, Walworth road, Boyson road, Westmoreland road

ST. JOHN'S WARD.

House to house inspections were carried out in the following localities :—

Angle street, Ash street, Brandon street, Eltham street, Gurney street, Palatinate, Rodney place, Salisbury buildings, Sayer street, Townley street.

Miscellaneous nuisances abated with localities.

Rats—Larcom street, Chatteris square.

Fowls—Eltham street, Deacon street, Ash street, North row.

Dogs—New Kent road, Salisbury buildings, Rodney place (2 cases).

Foul Accumulations—Sayer street, Deacon street, Palatinate, Walworth road, Munton road (2 cases).

TRINITY WARD.

House to house inspections were carried out in the following localities :—

Britannia chambers, Cole street. Devonshire house, Falmouth chambers, Falmouth road, Globe buildings, Ralph street, Rockingham buildings, Silvester street, Standard street, Tarn street, Tiverton street, Trinity street, Trinity house, Union road, Upper Bland street.

Miscellaneous nuisances abated with localities.

Rats—Avonmouth street, Avon place, Great Dover street.

Fowls—Avonmouth street, Bideford court, Standard street.

Rabbits—Avonmouth street, Newington causeway.

Ducks—Avonmouth street.

Geese—Avonmouth street.

Dead Dog—Vacant land, Meadow row.

Foul Accumulations—Great Dover street (3 cases). Tabard street (2 cases),
Silvester street, Upper Bland street, Falmouth road, Standard street,
Swan street.

ALL SAINTS' WARD.

House to house inspections were carried out in the following localities :—

Akers street, Aylesbury road, Barlow street, Beckway street, Catesby street, Claremont terrace, Dean's buildings, Etherdon street, Faraday street, Halpin place, Hearn's buildings, Hemp row, Hillery road, Inville road, Kinglake street, Mina road, Osborne street, Salisbury row, Smyrks road, South street, South street buildings, Tatum street, Tisdale place, Williams grove.

Miscellaneous nuisances abated with localities.

Fowls—Barlow street, Westmoreland road.

Rabbits—Amery place, Alsace street.

Geese—Westmoreland road.

Ducks—Barlow street, Westmoreland road.

Surface Water—Eagle place.

Foul Accumulations—Claremont terrace, Kinglake street, Thurlow street,
York place.

ST. MICHAEL'S WARD.

House to house inspections were carried out in the following localities :—

Clapton buildings, Clenham street, Florence house, Foundry yard, Gilbert buildings, Harrow street, Jubilee dwellings, Lant place, Library mansions, Nelson place, New buildings, New Winchester buildings, Queen's buildings, Quinn square, Sturge street, Sumption buildings, Sussex house, St. George's buildings, St. George's Mansions, Victoria buildings, Young's buildings.

Miscellaneous nuisances abated with localities.

Rats—Blackfriars road (4 cases), Great Suffolk street (3 cases), Southwark bridge road (2 cases), Westminster bridge road (2 cases), Lant place (2 cases), Webber street, Toulmin street, Little Surrey street.

Fowls—Great Suffolk street.

Ducks—Blackfriars road.

Dogs—Library mansions.

Cats--Library mansions.

Slugs and Wood Lice - Quinn square.

Foul Accumulations—Artizans' buildings, Blackfriars' road, Lant street, King James street, Quinn square, Queen's buildings, Waterloo road.

ST. JUDE'S WARD.

House to house inspections were carried out in the following localities:—

Austral street, Bath street, Brook street, Burman street, Colnbrook street, Earl street, Gaywood street, Gladstone street, Hayles buildings, Lambeth road, Lamdash street, Marshall street, Ontario street Orient street, Parliament street, Pineapple buildings, St. George's buildings, St. George's road, West square.

Miscellaneous nuisances abated, with localities.

Rats—Gaywood street, Gladstone street.

Fowls—Gladstone street, Lambeth road, West square. Earl street.

Ducks—St. George's road.

Rabbits—St. George's road, Earl street, West square, Gladstone street.

Underground Rooms—West square, Southwark bridge road, Lambeth road.

Foul Accumulations—Gladstone street, Lambeth road, London road, St. George's market.

ST. GEORGE'S WARD.

House to house inspections were carried out in the following localities:—

Amicable row, Clifton buildings, Comus place, Crosby row, Crosslet street, Dobbs cross, Dover buildings, Dover house, Falstaff yard, Fox's buildings, Gordon house, Graham house, Haddon house, Imperial Chambers, Lansdowne place, Law street, Layton's buildings, Layton's grove, Little Hunter street, Madron street, Malling place, Mason street,

Mermaid court, New Kent road, Prices buildings, Preston buildings, Prioress street, Searles road, Stannage, Staple street, Trinity buildings, Upper mill, Waleran buildings, Walker street, Warner street, Wickham place, Wolseley house.

Miscellaneous nuisances abated with localities.

Rats—Mason street, Searles road, Hendre road, Crosslet street, Marcia road.

Fowls—East street.

Dog—Rephidim street.

Foul Accumulations—Long lane, Pilgrimage street.

CHRISTCHURCH WARD.

House to house inspections were carried out in the following localities :—

Bear lane, Cavan terrace, Charles street, Collingwood street, Dolben street, Edward street, Great Charlotte street, Hatfield place, Hatfield street, Isabella street, Jane street, Nelson house, Nelson square, New cut, Norfolk street, Ponsonby buildings, Prices street, Surrey row, Ufford street.

Miscellaneous nuisances abated with localities.

Rats—Norfolk street (2 cases), Brunswick court.

Dogs—Ponsonby buildings.

Stagnant Water—Blackfriars road (2 cases).

Foul Accumulations—Great Charlotte street (3 cases), Hatfield place, Bear lane.

ST. SAVIOUR'S WARD.

House to house inspections were carried out in the following localities :—

Elizabeth place, Emerson street, Great Guildford street, Hopetoun place, Loman street, Mander place, Moss alley, Peabody buildings, Orange street, Red Cross cottages, Risborough street, Stanhope buildings, Taylor's yard, Townsend yard, Whitecross street, Whitecross cottages, Whitehill houses, White Hind alley, Winchester house, Zoar street.

Miscellaneous nuisances abated with localities.

Rats—Pepper street, Canvey street.

Stagnant Water—Peabody buildings, Park street.

Foul Accumulations—Red Cross street, Union street.

REGISTERED HOUSES LET IN LODGINGS

During the year 1918, no houses were placed upon the Register. No houses were removed from the Register.

At the end of the year the number of houses upon the Register was 1,349.

They were situate as follows :—

In No. 1 district (St. Michael St. George,
Christchurch and St. Saviour's Wards) ... 917 houses

In No. 2 District (St. Mary, St. Paul, St. Peter,
St. John, Trinity, All Saints and St. Jude's
Wards) ... 432 „
1,349 houses

TABLE 47.

Table showing the locality (in Wards) of the Houses Let in Lodgings on the Register at the end of 1918.

	WARDS.											Total.
	St. Mary	St. Paul	St. Peter	St. John	Trinity	All Saints'	St. Michael	St. Jude	St. George	Christchurch	St. Saviour.	
Number of Houses upon the Register at the end of 1917	35	50	32	51	56	128	338	79	389	111	80	1349
Number of Houses placed upon the Register during the year 1918	—	—	—	—	—	—	—	—	—	—	—	—
Number of Houses removed from the Register during the year 1918	—	—	—	—	—	—	—	—	—	—	—	—
Total number of Registered Houses at end of 1918	35	50	32	51	56	128	338	79	389	111	80	1349

HOUSES LET IN LODGINGS.

No. 1 DISTRICT (Miss WILKINSON).

House to house inspections were carried out in the following localities :—

Milcote street, Stamford street, Angel place, Tabard street, Sussex house, Prioress street, Weston street, St. Margaret's court, Layton's grove, Cardol place, Lant street, Crosby row, Tower street, Surrey row, Brunswick street, Chapel place, Westminster bridge road, Zoar street, Westcott street, King James street, Queen's Arms court, Chapel court, Little Surrey street, Law street, Upper Ground place, Camelot street, Union street, Minor place, Bear lane, Gray street, Pardoner street, Lansdowne place, Barron's place, Sturge street, Miniver street, Great Suffolk street, Dodson street, Webber street, Little Hunter street, Sumner street, Fox's buildings, Gilbert's buildings, Mermaid court, Southall place, Hatfield street, Dolben street, Harrow street, Bennett street, Borough road, Lant place, St. Stephen's square.

During the year 1,394 inspections and 3,829 re-visits were made of the various registered houses in St. Michael, St. George, Christchurch and St. Saviour's Wards, by Miss Wilkinson.

929 intimation and 580 statutory notices were served. 895 sanitary works were carried out.

The following nuisances were abated :—

Blocked Drains unstopped	31
Closet Apparatus reinstated	165
New Closet Pans provided	7
Yards paved or paving amended	93
Roofs repaired	160
New Dust Bins provided	75
Foul Rooms cleansed	2,228
Water supply provided	5
New Closet do	1
Cases of overcrowding abated...	36
Miscellaneous nuisances (other than those above specified) abated	269

HOUSES LET IN LODGINGS.

No. 2 DISTRICT (Miss WILKINSON).

House to house inspections were carried out in the following localities :—

Kingston street, Horsman street, Empress street, St. Gabriel street, Deacon street, Dorset street, Clock place, Burman street, Gurney street, Runham street, Rodney road, Lamdash street, Halpin place, Beckway street, Barlow street, Garden row, Brandon street, Goschen street, Hayles street, Huntsman street, Dantzic street, Innis place, East street, Alvey house, Elsted street, Chatham street, Causeway place, Tatum street, Larissa street, Barbel street, Townley street, Amery place, Blewitt street, Tisdale place, Flint street.

During the year 696 inspections and 2,832 re-visits were made of the various registered houses in St. Mary, St. Paul, St. Peter, St. John, Trinity, All Saints and St. Jude's Wards by Miss Wilkinson.

504 intimation and 425 statutory notices were served. 499 sanitary works were carried out.

The following Nuisances were abated :—

Blocked Drains unstopped	19
Closet Apparatus reinstated	65
Water Supplies reinstated	4
New Closet Pans provided	6
Yards paved or paving amended	39
Floor ventilation provided	2
Roofs repaired	110
Sinks trapped	3
New Dust Bins provided	52
Foul Rooms cleansed	1,008
Cases of overcrowding abated	12
Miscellaneous nuisances (other than those above specified) abated	262

ICE CREAMS.

TABLE 48.

Showing the Number of Inspections made of the Shops or other Premises where Ice Cream is made or stored during 1918.

WARDS.		Original Inspections.	Re-inspec- tions.	Premises found satis- factory on Inspection.	Premises found defec- tive on Inspection.	Intimation Notices served.	Statutory Notices served.	Proceedings taken.
St. Mary's	—	—	—	—	—	—	—
St. Paul's	—	—	—	—	—	—	—
St. Peter's	—	—	—	—	—	—	—
St. John's	1	—	1	—	—	—	—
Trinity	—	—	—	—	—	—	—
All Saints'	—	—	—	—	—	—	—
St. Michael's	—	—	—	—	—	—	—
St. Jude's	—	—	—	—	—	—	—
St. George's	—	—	—	—	—	—	—
Christchurch	—	—	—	—	—	—	—
St. Saviour's	—	—	—	—	—	—	—
Total	1	—	1	—	—	—	—

EATING HOUSES.

During the year the Eating Houses and other places where food is prepared for sale were periodically inspected. The following table shows the number of inspections, &c., made during the year.

TABLE 49

Showing the number of Inspections made of the Eating Houses, &c., during 1918.

WARDS.	Original Inspections.	Re-inspec- tions.	Premises found satis- factory on Inspection.	Premises found defec- tive on Inspection.	Intimation Notices served.	Statutory Notices served.	Proceedings taken.
St. Mary's ...	85	42	69	16	16	7	—
St. Paul's ..	38	31	33	5	6	5	—
St. Peter's ...	27	25	22	5	6	3	—
St. John's ...	51	9	45	6	6	3	—
Trinity ...	101	96	73	28	29	5	—
All Saints' ...	24	21	20	4	4	1	—
St. Michael's ...	114	56	99	15	12	6	—
St. Jude's ...	47	46	34	13	14	7	—
St. George's ...	123	55	101	22	21	9	—
Christchurch ...	103	43	86	17	16	6	—
St. Saviour's ...	165	78	136	29	24	6	—
Total ...	878	502	718	160	154	58	—

TABLE 50.

Inspections of Food at Wharves, Markets, and other places where food is stored, and the action taken by the officials during the year 1918.

INSPECTION OF WHARVES, &c.					FOOD EXAMINED, &c.						
WARD.	Inspections of Wharves and Ware-houses.	Inspections of Markets.	Inspections of Shops or Street Stalls.	Total.	Parcels of Food Examined.	Number of Samples Examined.	Parcels of Food Sorted.	Parcels of Food destroyed by consent of owner.	Parcels of food seized by Inspector.	Parcels of food condemned by Magistrate.	Summonses taken out.
St. Mary's	—	375	471	846	856	1407	9	5	—	—	—
St. Paul's	133	76	96	305	361	891	63	49	—	—	—
St. Peter's	—	597	50	647	710	963	15	4	1	—	—
St. John's	2	237	38	277	290	467	6	5	—	—	1
Trinity	16	105	38	159	173	148	10	13	—	—	—
All Saints'	—	20	40	60	65	55	5	3	1	1	—
St. Michael's	99	403	30	532	656	818	17	2	1	1	1
St. Jude's	—	111	25	136	166	246	8	5	—	—	—
St. George's	6	158	21	185	231	212	9	6	—	—	—
Christchurch	143	18	3	164	209	720	13	9	—	—	—
St. Saviour's	1030	21	19	1070	1583	6940	97	62	2	2	1
By M.O.H.	—	—	—	—	—	—	—	—	—	—	—
Brought to Town Hall...	1	1	2	4	5	11	1	4	—	—	—
TOTAL ..	1430	2122	833	4385	5305	12878	253	167	5	4	3

EXAMINATION

TABLE

Showing the quantity of Foodstuffs examined during the year 1918 by this table is in addition to

Foodstuffs Examined.			Quantity and Weight found Unsound.	
Foodstuffs.	Quantity.	Weight.	Quantity.	Weight.
		T. C. Q. L.		T. C. Q. L.
Apples, dried ...	8 boxes 7 casks, 5 cases	0 13 2 20		
Apples ...	baskets, boxes ...	2 11 1 16		
Apricots, tinned ...	35 tins ...	0 2 2 20		
Anchovies ...	10 tins ...	0 1 1 0		
Beef ...	carcases, quarters, joints and pieces	39 15 0 0	1 carcase, 8 fores, 1 hind, 19 pieces 1 rump and loin, and trimmings	1 4 1 10
Beef, tinned ...	91 tins, 28 cases	0 19 3 3	19 tins	0 0 4 2
Beef, salted ...	389 pieces, 1 cask	0 16 0 6	1 cask	0 2 2 14
Beef Extract ...	75 tins	1 4 1 0		
Bacon ...	boxes, bales, sides and pieces	70 4 2 5	1139 pieces, 3 boxes, 1 side	4 11 1 1
Bloaters ...	24 casks, 12 boxes 2 cases and 746 loose	0 9 0 12		
Bananas ...	180 loose	0 0 1 12		
Bread ...	67 loaves	0 1 0 22		
Blackberries ...	49 baskets	0 5 2 0		
Butter ...	3 boxes	0 1 2 0		
Condensed Milk ...	100 cases, 3 casks, 325 tins	2 1 2 11	12 cases, 3 casks	0 7 1 7
Carried forward		119 7 3 15		6 6 2 6

OF FOOD.

51.

the several Inspectors throughout the Borough (The amount shown in the total shown in Table 52.)

Surrendered by Owners.		Seized by Inspector.		Remarks.
Quantity.	Weight.	Quantity.	Weight.	
	T. C. Q. L.		T. C. Q. L.	
7 fores, 19 pieces 1 carcase, 1 rump and loin and trimmings	1 0 1 18	1 fore, 1 hind, and trimmings	0 3 3 20	8 cwt. 3 qrs. 25 lbs. were destroyed at the Council's Depot. 4 qr. 22 lbs. were destroyed on premises where found and 14 cwt. 19 lbs. were released to various firms to be used in the process of soap boiling.
19 tins	0 0 4 2	—	—	Destroyed at Council's Depot.
—	—	1 cask	0 2 2 14	do do
49 pieces	0 3 2 16	1090 pieces, 3 boxes, 1 side	4 7 2 13	4 tons 9 cwt. 2 qrs. 18 lbs. were released to various firms to be used in the process of soap boiling. 2 qrs. 18 lbs. were destroyed at the Council's Depot and 3 qrs. 21 lbs. were destroyed on the premises where found.
12 cases, 3 casks	0 7 1 7	—	—	3 cwt. were released to H. Wellband & Sons, Otford, for pig feeding and 4 cwt. 1 qr. 7 lbs. to the Wills United Dairies, Ltd. for the same purpose
	1 12 1 15		4 14 0 19	

Foodstuffs Examined.			Quantity and Weight found Unsound.	
Foodstuffs.	Quantity.	Weight.	Quantity.	Weight.
		T. C. Q. L.		T. C. Q. L.
	Brought forward	119 7 3 15		6 6 2 6
Cheese ...	157 cheeses, 21 boxes, 4 cases	2 2 2 12	91 cheeses, 21 boxes	1 7 0 0
Cod Roes ...	85 pieces ...	0 2 0 13		
Carrots ...	154 bags ...	7 11 0 0	101 bags ...	5 1 0 0
Cauliflowers ...	21 crates, 4 bags .	0 12 0 20	11 crates ...	0 10 0 0
Crab, tinned ...	12 tins ...	0 0 0 12		
Currants, black ...	24 baskets ...	0 3 0 16		
Currants Red ..	4 tubs ...	0 1 0 0		
Ducks ...	8 cases, 12 ducks	0 2 0 6		
Dripping ..	1 tin, 1 case ...	0 1 0 4		
Dates ...	3 bags ...	0 3 0 0		
Damsons ...	55 baskets ...	0 11 1 4		
Egg Yolk ...	24 tins ...	0 4 1 4		
Eggs ...	8 cases, 1150 loose	0 6 3 24	1150 eggs ...	0 1 1 12
Eels ...	20 ...	0 0 0 20	— ...	— ...
Fowls ...	265 cases, 624 loose	2 6 1 17½	349 fowls ...	0 7 0 26
Fish, dried ...	10 pieces ...	0 0 0 20		
Fish, assorted ...	Boxes, pieces, trunks, kit	0 3 1 22	2 boxes, 1 trunk, 1 kit	0 2 1 8
Gooseberries ...	10 baskets, 4 bags	0 2 3 4		
Grape Nuts ...	7 boxes ...	0 0 0 6		
	Carried forward	134 1 2 23½		13 15 1 24

Surrendered by Owners.		Seized by Inspector.		Remarks.
Quantity.	Weight.	Quantity.	Weight.	
	T. C. Q. L. 1 12 1 15		T. C. Q. L. 4 14 0 19	
	— ...	91 cheese, 21 boxes	1 7 0 0	The owner was proceeded against. The summons was dismissed as the Magistrate was not satisfied that the cheese was intended for human consumption. It was destroyed at the Council's Depot.
	— ...	101 bags	5 1 0 0	2 tons 1 cwt. were destroyed at Council's Depot. 3 tons were released to the City Corporation Pig Farm, Islington.
11 crates	0 10 0 0	—	—	Destroyed at Council's Depot.
1150 eggs	0 1 1 12	—	—	Destroyed at Council's Depot.
340 fowls	0 6 3 27	—	—	Destroyed at Council's Depot 9 Fowls, weighing 27 lbs., were sprayed with carbolic and released to J. Knight for soap boiling.
2 boxes, 1 trunk, 1 kit	0 2 1 8	—	—	1 cwt. 3 qrs. 14 lbs. were destroyed on the premises where found, and 1 qr. 22 lbs. released for manure.
	2 13 0 6		11 2 0 19	

Foodstuffs Examined.			Quantity and Weight found Unsound.	
Foodstuffs.	Quantity.	Weight.	Quantity.	Weight.
		T. C. Q. L.		T. C. Q. L.
Heads, pigs' ...	Brought forward 2641 heads, 19 casks, 6 bales	134 1 2 23½ 17 11 2 15	295 heads ...	13 15 1 24 1 14 2 8
Heads, ox ...	141 heads ...	1 11 1 27	1 head ...	0 0 1 4
Heads, sheep's ...	15 heads ...	0 0 2 16		
Hams ...	1348 hams. 78 boxes, 1 piece	13 15 3 7	6 hams, 5 boxes, 1 piece	1 5 2 26
Herrings ...	825 herrings, 19 boxes, 1 cask	0 9 0 4	17 boxes ...	0 4 2 1
Heads, calves ...	246 heads ...	1 10 0 8	1 head ...	0 0 0 24
Haddocks ...	1 box, 34 loose ...	0 1 1 1		
Horseflesh ...	14 pieces ...	0 0 2 4		
Jelly Cubes ...	16 boxes ...	0 1 0 0	16 boxes ...	0 1 0 0
Kippers ...	3 boxes, 50 loose.	0 0 1 7		
Kidneys ...	583 kidneys, 140 tins	0 5 0 16	140 tins ...	0 1 1 0
Lemons ...	33 boxes ...	1 1 0 0		
Lamb ...	12 pieces ...	0 0 1 19		
Mutton ...	Carcases, joints shoulders, pieces	10 13 1 7½	2 carcasses ...	0 0 3 1
Meat Extract ...	20 cases ...	0 5 0 0		
Meat, Potted ...	9 tins	0 0 0 9	4 tins ...	0 0 0 4
Margarine ...	6 boxes ...	0 1 2 0		
Mutton, tinned ...	1 tin ...	0 0 0 6	1 tin ...	0 0 0 6
Meat Extract, cubes	44 cases, 11 tins.	1 7 2 0	44 cases ...	1 2 0 0
Meat Pies ...	12 pies ..	0 0 0 18		
Mackerel ...	2 trunks, 2 boxes, 20 loose	0 1 0 24	2 trunks ...	0 1 0 14
Nuts, Cushow ...	3 bags ...	0 3 0 0		
	Carried forward	183 1 3 16		18 7 0 0

Surrendered by Owners.		Seized by Inspector.		Remarks.
Quantity.	Weight.	Quantity.	Weight.	
	T. C. Q. L.		T. C. Q. L.	
137 heads ...	2 13 0 6 0 15 3 20	295 heads ...	11 2 0 19 0 18 2 16	18 cwt. 2 qrs. 16 lbs. were destroyed on premises where found, and 15 cwt. 3 qrs. 20 lbs were released to various firms for soap boiling
1 head ...	0 0 1 4	— ..	— ...	Released to J. Knight for soap boiling.
5 boxes, 1 ham ..	1 5 0 16	5 hams, 1 piece...	0 0 2 10	1 ton 5 cwt. 16 lbs. were released to various firms for soap boiling, and 2 qrs 10 lbs. were destroyed at the Council's Depot.
17 boxes ...	0 4 2 1	— ...	— ...	Destroyed at Council's Depot.
1 head ...	0 0 0 24	— ...	— ...	Destroyed on premises where found.
16 boxes ...	0 1 0 0	— ...	— ...	Destroyed at Council's Depot.
140 tins ...	0 1 1 0	— ...	— ...	Released to J. Knight for soap boiling.
3 carcasses ...	0 0 3 1	— ...	— ...	2 qrs. 5 lbs. were destroyed at Council's Depot, and 24 lbs. were released to E. Cook for soap boiling.
4 tins ...	0 0 0 4	— ...	— ...	Destroyed at Council's Depot.
1 tin ...	0 0 0 6	— ...	— ...	do do
44 cases ...	1 2 0 0	— ...	— ...	do do
2 trunks ...	0 1 0 14	— ...	— ...	Destroyed at Council's Depot
	6 5 1 12		12 1 1 17	

Foodstuffs Examined.			Quantity and Weight found Unsound.			
Foodstuffs.	Quantity.	Weight,	Quantity.	Weight.		
		T. C. Q. L.			T. C. Q. L.	
	Brought forward	183 1 3 16			18 7 0 0	
Nut Lard Com- pound	5 boxes ...	0 2 2 0	5 boxes ...		0 2 2 0	
Orange Waste ...	8 boxes, 1 cask ...	0 11 0 0	8 boxes, 1 cask ...		0 11 0 0	
Offal ...	— ...	6 11 3 9½	— ...		0 2 3 16½	
Oranges ...	111 boxes, 500 loose	5 0 2 25	47 boxes ...		1 15 2 0	
Onions ...	4 bags ...	0 4 0 10				
Pork ...	Carcases, joints and pieces	42 18 3 8	8 carcasses, 22 heads, 6 pieces		0 13 1 18	
Pork, salted ...	35 pieces ...	0 1 3 14				
Pulp, plum ...	55 jars, 4 tubs ...	0 15 2 24				
Pulp, apricot ...	18 cases, 132 tins, 20 jars	1 15 3 8				
Pea Nuts ...	2 bags ...	0 1 0 0				
Pulp, apple ...	2 casks, 12 jars ...	0 11 0 24				
Prunes ...	16 boxes ...	0 2 3 12				
Pork and Beans, tinned	24 tins ...	0 0 0 24				
Pea flour ...	23 bags ...	1 3 0 0				
Potatoes ...	56 bags, 29 sacks	4 5 0 0	28 bags ...		1 8 0 0	
Pulp, raspberry ...	34 jars ...	0 9 0 14				
Parsnips ...	4 bags ...	0 4 0 0				
Poultry ...	20 pieces ...	0 0 2 4				
Plums ...	67 baskets ...	0 10 3 16				
Pears ...	Loose ...	0 0 1 2				
Rabbits ...	87 crates, 11 cases 1848 loose	2 4 3 20½	12 crates, 11 cases 347 loose		0 18 2 20	
	Carried forward	250 17 1 7			23 18 3 26½	

Surrendered by Owners.		Seized by Inspector.		Remarks.
Quantity.	Weight.	Quantity.	Weight.	
	T. C. Q. L.		T. C. Q. L.	
	6 5 1 12		12 1 1 17	
— ...	— ...	5 boxes ...	0 2 2 0	The owner was proceeded against and fined £5 and £2 2s. costs. The lard was afterwards released to J. Knight for soap boiling.
8 boxes, 1 cask ...	0 11 0 0	— ...	— ...	Destroyed at Council's Depot
— ...	0 2 3 16½	— ...	— ...	2 cwt. 1 qr. 19½ lbs. were destroyed at the Council's Depot and 1 qr. 25 lbs. were destroyed on premises where found.
47 boxes ...	1 15 2 0	— ...	— ...	Destroyed at Council's Depot.
8 carcasses, 22 heads, 6 pieces	0 13 1 18	— ..	— ...	10 cwt. 2 qrs. 21 lbs. were released to J. Knight for soap boiling, 1 qr. 6 lbs. were destroyed at Council's Depot, and 2 cwt. 1 qr. 19 lbs. were destroyed on premises where found.
28 bags ...	1 8 0 0	— ...	— ...	Destroyed at Council's Depot.
12 crates, 2 cases, 347 loose	0 13 3 11	— ...	— ...	4 cwt. 3 qrs. 9 lbs. were released to Messrs. Page for soap boiling, 12 cwt. 2 qrs. 19 lbs. were destroyed at Council's Depot, & 1 cwt. 20 lbs. were destroyed on premises where found.
	11 10 0 11½		12 3 3 17	

Foodstuffs Examined.			Quantity and weight found Unsound.			
Foodstuffs	Quantity.	Weight.	Quantity.	Weight.		
		T. C. Q. L.		T. C. Q. L.		
	Brought forward	250 17 1 7		23 18 3 26½		
Rice ...	2 bags ...	0 2 0 0				
Rhubarb ...	6 bags ...	0 3 0 0				
Raspberries ...	5 tubs ...	0 1 1 0				
Roe, herrings ...	3 boxes ...	0 1 2 0				
Salmon, tinned ...	78 cases, 189 tins	1 16 0 21	3 tins ...	0 0 0 3		
Sardines, tinned...	107 cases, 18 tins	1 1 2 18				
Sausages, tinned...	23 cases ..	0 9 3 12				
Soup powder ...	32 cases, 13 bags, 14 boxes	2 15 0 0	32 cases, 14 boxes	2 4 0 0		
Salmon paste ...	4 bowls ...	0 0 2 24				
Sausage meat	0 0 0 20				
Sausages ...	6 parcels, 20 loose	0 0 2 14½	3 parcels ...	0 0 0 3½		
Sprats ...	3 parcels, 20 loose	0 0 3 19				
Shrimps ...	1 parcel, 2 casks, 4 bushels	0 5 1 0	2 casks ...	0 4 0 0		
Strawberries ...	180 baskets	1 1 2 24	103 baskets ...	0 11 2 12		
Soup, kidney ...	90 tins ...	0 0 3 6	90 tins ...	0 0 3 6		
Stew, Irish ...	84 tins ...	0 1 2 0	84 tins ...	0 1 2 0		
Tomatoe Puree ...	20 tins ...	0 12 2 0	20 tins ...	0 12 2 0		
Tomatoes, tinned	72 tins ...	0 1 3 20				
Tomatoes ...	9 baskets, 200 loose	0 3 2 26	1 basket ...	0 0 0 20		
Turkeys ...	5	0 0 1 22				
Tongues, ox ...	6 crates, 30 bags, 72 tins, 1275 loose	4 8 1 26	72 tins ...	0 1 2 12		
Tails, Ox ...	180	0 1 2 23½				
Tripe ...	7 boxes, 3 pieces, 2 parcels	0 0 3 6				
Turnips ...	22 bags ...	0 11 0 0				
Vegetables, dried	33 bags ...	0 8 3 2				
Veal ...	Pieces, carcasses, quarters	2 5 2 21				
		267 14 2 4		27 15 0 27		
	TOTAL ...					

Surrendered by Owners.				Seized by Inspector.				Remarks.			
Quantity,	Weight.			Quantity	Weight.						
	T.	C.	Q.	L.		T.	C.	Q.	L.		
	11	10	0	1½	1	12	3	3	17		
3 tins	...	0	0	0	3	—	...	—	...	Destroyed at Council's Depot.	
32 cases, 14 boxes		2	4	0	0	—	...	—	...	Destroyed at Council's Depot	
3 parcels	...	0	0	0	3½	—	...	—	...	Destroyed on premises where found.	
2 casks	...	0	4	0	0	—	...	—	...	Destroyed at Council's Depot.	
103 baskets	...	0	11	2	12	—	...	—	...	do do	
—	...	—	—	—	—	—	...	—	...	Released to J. Knight for soap boiling.	
—	...	—	—	—	—	—	...	—	...	do do	
20 tins	...	0	12	2	0	—	...	—	...	Destroyed at Council's Depot.	
		—	—	—	1 basket	...	0	0	0	20	Destroyed at Council's Depot
	...	—	—	—	—	...	—	—	...	Released to J. Knight for soap boiling.	
		15	2	0	20		12	4	0	9	

TABLE

Table showing the total quantity of Foodstuffs examined at the wharves and the method of disposal

Foodstuffs.	Quantity and Weight examined.				Weight found to be unsound.				
	Quantity.	Weight.							
		T.	C.	Q.	L.	T.	C.	Q.	L.
Apricots, tinned	... 515 cases	13	15	3	6	—	—	—	—
Anchovies, salted	... 5 casks...	0	7	2	0	—	—	—	—
Apples, tinned	... 264 cases	4	4	3	24	—	—	—	—
Apples	... 40 cases, 15 boxes	0	18	0	24	—	—	—	—
Beef, frozen	... 3664 quarters, 30 fores, 551 cases, 130 pieces, 14 boxes, 4 casks	271	16	2	24	8	18	3	27
Beef, salted	... 32 casks, 60 pieces	3	1	2	3	—	—	—	—
Beef, tinned	... 7321 cases, 2846 tins	164	11	1	23	20	19	3	1
Beans, dried	... 55 bags	3	5	0	0	—	—	—	—
Bacon	... 2171 boxes, 229 sides, 25 crates, 1 bale	536	0	1	4	200	13	2	12
Beans, tinned	... 103 cases	2	5	2	14	—	—	—	—
Butter do	... 53 crates	1	4	2	0	—	—	—	—
Blue Berries	... 374 cases	8	0	1	4	—	—	—	—
Condensed Milk	... 3757 cases	67	16	1	2	29	0	1	0
Cheese	... 118. 25 boxes	2	11	2	0	—	—	—	—
Crab, tinned	... 310 cases	6	15	2	24	0	5	0	16
Cocoa	... 8 cases	0	16	0	0	—	—	—	—
Cheeks, Ox...	... 30 bags	0	15	0	0	—	—	—	—
Ducks	... 154 boxes, 76 cases	2	10	1	0	0	0	3	16
Dripping	... 15 boxes	0	7	2	0	—	—	—	—
Carried forward		1091	4	0	12	259	18	2	16

52.

during the year 1918, the quantity found to be unsound, the notices served of the unsound portion.

Surrendered by Owner.	Seized by Inspector.	Notices served.		How unsound portion disposed of.
		(a) De- tention.	(b) Release	
—	—	—	—	—
—	—	—	—	—
—	—	—	—	—
—	—	—	—	—
No	—	2	1	4 tons 14 cwt. 3 qrs. 19 lbs. were released for pig feeding and 4 tons 4 cwt. 8 lbs. for soap boiling, to F. Brown, Bull's Farm, Walthamstow.
a part	—	22	11	9 tons 2 cwt. 1 qr. 13 lbs. were destroyed at Council's Depot. The remainder was released to be used for pig feeding as follows: 8 tons 8 cwt. 2 qrs. 4 lbs. to F. Brown, Bull's Farm, Walthamstow. 2 tons 6 cwt. 2 qrs. 8 lbs. to G. Pettet, Wrotham, Kent. 10 cwt. 1 qr. 4 lb. to Frank Keevil, Fingest. 12 cwt. to M. Kernan Rhyl, Duval, for soap boiling.
—	—	—	—	—
No	—	11	7	Released to be used for soap boiling, as follows:— T. C. Q. L. 200 13 2 12 to F. Brown, Bull's Farm, Walthamstow. 30 3 1 to J. Knight, Ltd., Silvertown, E.
—	—	—	—	—
—	—	—	—	—
a part	—	20	11	Released to be used for pig and poultry feeding as follows:—10 tons 17 cwt. 3 qrs. to W. Wood, Horn Park, Lee. 17 tons 5 cwt. 3 qr. 4 lbs. to H. Wellband & Sons, Otford. 5 cwt. 2 qrs. 24 lbs. to C. Cross, Edgware. 7 cwt. 16 lbs. to R. Lehmann. 3 cwt. 16 lbs. were destroyed at Council's Depot, and 2 qrs. 24 lbs. are still under stop.
—	—	—	—	—
Yes	—	1	1	Destroyed at Council's Depot.
—	—	1	1	—
Yes	—	1	—	Destroyed at Council's Depot.
—	—	—	—	—
		58	32	

Foodstuffs.	Quantity and Weight examined.				Weight found to be unsound.					
	Quantity.		Weight.							
	Brought forward...		T.	C.	Q.	L.	T.	C.	Q.	L.
			1091	4	0	12	259	18	2	16
Egg Liquid, Yolks, Mel- ange and Albumen ...	7326 casks, 6427 cases		1267	1	2	0	7	8	0	0
Eggs ...	45 cases ...		0	14	2	0	0	1	3	20
Egg Powder ...	33 casks ...		1	13	0	0	—	—	—	—
Egg Yolk, dried ...	101 cases, 40 casks		4	10	0	20	—	—	—	—
Fowls, frozen ...	470 boxes, 336 cases, 44 fowls		11	18	1	4	0	2	2	15
Fish, frozen ...	30 cases, 49 bags 18 boxes, 4 casks		5	18	2	0	1	4	0	0
Flour ...	4652 bags		284	1	0	2	84	14	0	0
Fish, tinned ...	45 cases ...		0	12	0	0	—	—	—	—
Geese ...	100 ...		0	9	2	5	0	1	0	21
Hams ...	2269 boxes, 30 crates, 20 cases, 290 hams		575	19	3	4	373	7	2	8
Hearts, Sheep ...	551 bags ...		12	10	3	10	2	4	3	10
Hearts, Ox...	714 bags, 9 cases		20	10	0	3	0	12	3	19
Herrings, tinned ...	385 cases ...		8	5	2	25	1	2	3	4
Herrings ...	10 casks ...		1	0	0	0	—	—	—	—
Haddocks ...	30 boxes ..		0	3	3	0	—	—	—	—
Jam ...	30 cases ...		0	9	2	16	—	—	—	—
Heads, Pig...	2 casks...		0	8	0	0	0	8	0	0
Kippers ...	170 boxes ...		1	1	1	6	—	—	—	—
Kidneys, Ox ...	428 boxes, 258 bags 108 cases, 12 crates		12	2	0	1	2	11	2	13
Kidneys, Sheep ...	352 bags, 186 boxes 21 cases, 180 kid- neys		6	9	0	22	3	5	2	22
Lard ...	992 boxes, 180 cases, 40 tins, 10 casks		30	8	0	22	—	—	—	—
Liver, Ox ...	3541 cases, 2298 boxes, 160 crates, 85 bags		126	8	2	19	23	10	0	24
	Carried forward ...		3463	19	2	25	760	14	0	4

Surrendered by Owner.	Seized by Inspector.	Notices served.		How unsound portion disposed of.
		(a) De- tention.	(b) Release	
		58	32	
No	—	6	8	6 tons 12 cwts. were released to F. Brown, Wal- thamstow, for pig feeding, and 16 cwt. to the Goldcroft Glove Co, Somerset, for manu- facturing purposes.
Yes	—	1	—	Destroyed at Council's Depot.
—	—	—	—	—
—	—	1	—	—
No	—	4	3	2 cwt. 1 qr. 2 lbs. were released to C. Newton, Old Ford Road, and 1q. 13 lbs. to W. Poel, Havering, Essex, for pig feeding.
No	—	1	—	Released for manure making to Fish Meal Co., Carpenter's Road.
No	—	1	2	Released to John Burstall, 33, Mark Lane, E.C., for pig feeding.
—	—	—	—	—
No	—	1	1	Released to W. Poel, Havering, Essex, for pig feeding.
No	—	10	11	Released to various firms for soap boiling.
No	—	3	3	3 qrs. 10 lbs. were released to C. Newton, Old Ford Road, for pig feeding, and 2 tons 4 cwt. to C. & B. Webb, Bow Road, for fat melting and manure making.
No	—	3	2	12 cwt. 3 qrs. 19 lbs. released to C. Newton, Old Ford Road, for pig feeding.
No	—	2	2	Released to the Army Waste Products for pig food.
—	—	—	—	—
—	—	—	—	—
—	—	—	—	—
No	—	1	1	Released to Messrs. Cook, Bow, for soap making.
—	—	—	—	—
No	—	7	7	Released to various firms for pig feeding.
a part	—	5	4	1 ton 13 cwt. 1 qr. 26 lbs. were released to various firms for pig food. 1 ton 12 cwt. for fat melting and 24 lbs. were destroyed at Council's Depot.
—	—	—	—	—
No	—	20	20	8 tons 2 cwt. 18 lbs. were released to various firms for pig feeding, and 23 tons 10 cwt. 24 lbs. to be used for fertilizing purposes.
		124	96	

Foodstuffs.	Quantity and Weight examined.				Weight found to be unsound.				
	Quantity.	Weight.							
		T.	C.	Q.	L.	T.	C.	Q.	L.
	Brought forward...	3463	19	2	25	760	14	0	4
Lobster, tinned	... 35 cases	...	0	15	2	14	—		
Mutton	... 15235 carcasses,	338	13	0	4	36	17	0	22
	1404 part carcasses								
	2744 haunches,								
	1012 sides, 824								
	crates, 100 legs,								
	50 fores, 50 backs								
	50 shoulders, 40								
	bags								
Mutton, tinned	... 49 cases	...	1	11	3	4	—		
Margarine	... 168 boxes, 178	...	8	8	1	12	—		
	cases, 25 crates								
Meat Paste, tinned	... 118 cases	...	1	11	0	8	—		
Meat, potted	... 50 cases	...	0	10	2	24	—		
Melons, tinned	... 150 cases	...	1	17	0	0	—		
Oranges	... 12 boxes	...	0	12	0	0	—		
Onions	... 12 boxes	...	0	12	0	0	—		
Pork	... 55 carcasses	...	1	19	1	4	—		
Pork and Beans, tinned	... 385 cases	...	7	13	2	24	—		
Pineapple, tinned	... 522 cases	...	16	1	2	16	1	18	2 8
Peaches, tinned	... 469 cases	...	12	10	1	4	—		
Pears, tinned	... 459 cases	...	12	5	2	2	—		
Peas	... 22 bags	..	1	12	0	0	—		
Peas, tinned	... 192 cases	...	4	7	3	2	0	4	0 0
Pulp, Apricot	... 18 cases	...	0	17	2	18	—		
Pulp, Blackcurrant	... 25 cases	...	1	4	2	6	—		
Plum Puddings, tinned	... 25 cases	...	0	10	2	4	—		
Rabbits	... 1350 crates, 15	...	36	12	3	8	0	4	0 0
	cases							
Rice	... 28 bags...	...	1	18	0	0	—		
Salmon, tinned	... 1406 cases	...	30	4	0	8	—		
Salmon, frozen	... 25 cases, 21 boxes		5	2	0	0	0	17	0 0
Sardines, tinned	... 356 cases	...	7	14	3	24	0	4	2 0
Soup, tinned	... 221 cases	...	3	8	0	8	—		
Sausages, tinned	... 343 cases, 25 boxes		7	9	0	1	—		
Shrimps, tinned	... 30 cases	...	0	6	1	20	—		
Sprats, salted	... 15 casks	...	1	2	2	0	—		
Sausages, frozen and breakfast	60 boxes, 49 cases		2	5	0	17	1	7	1 5
	Carried forward ...	3973	17	1	5	802	6	2	11

Surrendered by Owner.	Seized by Inspector.	Notices served.		How unsound portion disposed of.
		(a) De- tention.	(b) Release	
		124	96	
No	—	7	6	Released to various firms for soap boiling.
—	—	—	—	—
—	—	1	—	—
—	—	—	—	—
—	—	—	—	—
—	—	—	—	—
—	—	—	—	—
—	—	—	—	—
No	—	1	1	Released to the National Salvage Council for poultry food.
—	—	—	—	—
—	—	—	—	—
No	—	—	1	Released to G. Pettit, Wrotham, for pig feeding.
—	—	—	—	—
—	—	—	—	—
No	—	1	1	Released to G. Newton, Old Ford Road, for pig feeding.
—	—	—	—	—
a part	—	1	—	2 cwts. were destroyed at Council's Depot and 15 cwt. were released to the Fish Meal Co., Stratford, for poultry food.
No	—	1	1	Released to H. Wellband & Sons, Otford, for pig feeding.
—	—	—	—	—
—	—	—	—	—
—	—	—	—	—
No	—	5	3	Released to various firms for pig feeding.
		141	109	

Foodstuffs.	Quantity and Weight examined.				Weight found to be unsound.				
	Quantity.	Weight.							
		T.	C.	Q.	L.	T.	C.	Q.	L.
	Brought forward...	3973	17	1	5	802	6	2	11
Tongues, Ox	... 30 cases and 105 tongues	0	18	3	0		—		
Tongues, tinned	.. 853 cases, 132 tins .	18	7	3	0	1	8	1	24
Tongues, Pigs	... 60 cases	1	5	2	24		—		
Tongues, Sheep's	... 452 bags	6	17	2	14	2	3	3	14
Tripe, frozen	... 4104 boxes, 186 bags, 7717 cases	190	19	0	2	50	6	3	6
Tails, Ox	... 118 bags	3	10	0	22	1	1	2	22
Turkeys	... 10 cases, 125 turkeys	1	3	1	16		—		
Tomatoes, tinned	... 412 cases	12	16	0	12	1	5	1	20
Tomato Puree	... 811 tins, 55 cases	6	5	1	24	1	11	0	16
Veal and Ham, tinned	.. 165 cases	1	16	3	24		—		
Veal Paste, tinned	... 40 cases	0	8	2	8		—		

Surrendered by Owner.	Seized by Inspector.	Notices served.		How unsound portion disposed of.
		(a) De- tention.	(b) Release.	
		141	109	
—	—	—	—	—
a part	—	2	—	7 cwt. were destroyed at the Council's Depot, and 1 ton 1 cwt. 1 qr. 24 lbs. were released to Mr. G. Pettit for pig feeding.
—	—	—	—	—
No	—	2	2	2 tons 2 qrs. were released to C. & B. Webb, for fat melting, and 3 cwt. 1 qr. 14 lbs. to C. Newton for pig feeding.
No	—	30	27	Released to various firms for pig feeding.
No	—	3	2	Released to various firms for pig feeding.
—	—	—	—	—
Yes	—	1	—	Destroyed at Council's Depot.
Yes	—	3	2	Destroyed at Council's Depot.
—	—	—	—	—
—	—	—	—	—
		182	142	

EXAMINATION OF FOOD.

TABLE 53.

Showing the number of samples of Foodstuffs examined in each Ward during 1918, and the number of such samples found to be unsound.

Ward.	Number of Samples examined.	Number found to be sound.	Number found to be unsound.
St. Mary	1407	1396	11
St. Paul	891	771	120
St Peter	963	953	10
St. John	467	410	57
Trinity	148	130	18
All Saints	55	54	1
St. Michael	818	811	7
St. Jude	246	239	7
St. George	212	204	8
Christchurch	720	648	72
St. Saviour	6940	5635	1305
By M.O.H.	—	—	—
Brought to Town Hall ...	11	5	6
Total for Borough	12878	11256	1622

HOUSING, TOWN PLANNING, Etc., ACT, 1909.

(SECTION 35).

WATER SUPPLY.

PUBLIC HEALTH (LONDON) ACT, 1891.

Section 48.

No certificate in regard to water supply was granted in respect to new houses during the year.

WATER SUPPLIES TO TENEMENTED HOUSES.

LONDON COUNTY COUNCIL (GENERAL POWERS) ACT, 1907.

TABLE 54.

Houses at which Additional Water Supplies were provided.

[illegible]

TABLE 55.

Action taken in Southwark under the

The cases still under consideration

Folio.	Premises complained of.	Date of Report of Medical Officer.	Date of representation of Medical Officer of Health.	Date of Council's Resolution.
64	2, Dodson street	—	10/7/11	19/7/11
	Defects.—The structure of the house is worn out, the passages and staircase are narrow, the water supply is insufficient, the w.c. accommodation is insufficient, the house is ill-ventilated.			
65	3, Dodson street	—	10/7/11	19/7/11
	Defects.—The structure of the house is worn out, the passages and staircase are narrow, the water supply is insufficient, the w.c. accommodation is insufficient, the house is ill-ventilated.			
66	3a, Dodson street	—	10/7/11	19/7/11
	Defects.—See Folio 65.			
67	4, Dodson street	—	10/7/11	19/7/11
	Defects.—The structure of the house is worn out, the passages and staircase are narrow, the water supply is insufficient, the w.c. accommodation is insufficient, the house is ill-ventilated.			
68	4a, Dodson street	—	10/7/11	19/7/11
	Defects.—See Folio 67.			
69	5, Dodson street	—	10/7/11	19/7/11
	Defects.—The structure of the house is worn out, the passages and staircase are narrow, the water supply is insufficient, the w.c. accommodation is insufficient, the house is ill-ventilated.			
70	2, Empress street	—	24/4/11	3/5/11
	Defects.—The w.c. accommodation is in a small and confined yard at the back of the premises, the closets (four in number) are used in combination with No. 4, Empress street. The closets are in a dirty and dilapidated condition, the rooms of the house are in a dirty and dilapidated condition, the walls and ceilings of the rooms are dirty and broken, the back rooms are ill-lighted, the staircase, walls and ceilings, are dirty and broken, the doors, door frames and window frames are broken, the yard is dirty, the house roof is defective.			

Housing, Town Planning, &c., Act, 1909.

reported in my Annual Report of 1913.

Action taken and notices served under Sections											
15 (2)	15 (3)	15 (4)	15 (5)	17 (2)	17 (4)	17 (6)	17 (6)	18 (1)	18 (2)	18 (2)	18 (3)
	12/7/10			19/7/11							
	12/7/10			19/7/11							
				10/7/11							
	12/7/10			19/7/11							
				19/7/11							
	12/7/10			19/7/11							
				19/7/11							
	12/7/10			19/7/11							
	8/3/11			3/5/11	21/6/11 6/12/11		3/1/12				

Folio	Premises complained of.	Date of Report of Medical Officer.	Date of representation of Medical Officer of Health.	Date of Council's Resolution.
98	284, Waterloo road ...	—	27/11/11	2/1/12
	Defects.—The house structure is worn out, there is no damp course in the walls and the walls are damp, the woodwork of the house, such as the floors, windows, doors, partitions and stairs, is old, worn out and dilapidated. The internal arrangement of the rooms of the house is bad, and the staircase is narrow, the closet accommodation is bad, the roof is defective, the back yard is small, and the through ventilation of the house is bad.			
99	286, Waterloo road ...	—	27/11/11	2/1/12
	Defects.—The house structure is worn out, there is no damp course in the walls and the walls are damp, the woodwork of the house, such as the floors, windows, doors, partitions and stairs, is old, worn out and dilapidated. The internal arrangement of the rooms of the house is bad, and the staircase is narrow, the closet accommodation is bad, the roof is defective, the back yard is small and the through ventilation of the house is bad.			
100	290, Waterloo road ...	—	27/11/11	2/1/12
	Defects.—The house structure is worn out, there is no damp course in the walls and the walls are damp, the woodwork of the house, such as the floors, windows, doors, partitions and stairs, is old, worn out and dilapidated. The internal arrangement of the rooms of the house is bad, and the staircase is narrow, the closet accommodation is bad, the roof is defective, the back yard is small, and the through ventilation of the house is bad.			
101	292, Waterloo road ...	—	27/11/11	2/1/12
	Defects.—The house structure is worn out, there is no damp course in the walls and the walls are damp, the woodwork of the house, such as the floors, windows, doors, partitions and stairs, is old, worn out and dilapidated. The internal arrangement of the rooms of the house is bad, and the staircase is narrow, the closet accommodation is bad, the roof is defective, the back yard is small and the through ventilation of the house is bad.			
102	294, Waterloo road ...	—	27/11/11	2/1/12
	Defects.—The house structure is worn out, there is no damp course in the walls and the walls are damp, the woodwork of the house, such as the floors, windows, doors, partitions and stairs, is old, worn out and dilapidated. The internal arrangement of the rooms of the house is bad, and the staircase is narrow, the closet accommodation is bad, the roof is defective, the back yard is small and the through ventilation of the house is bad.			

i—continued

[illegible]

SMOKE NUISANCES.

TABLE 57.

Showing number of complaints received from outside sources, and the Observations, &c., made by the Council's Inspectors during the past Eighteen Years.

YEAR.			Complaints received from outside sources.	Observations made by Inspectors.	Nuisances observed.	Notices served.		Summonses taken out.	Convictions obtained.
						Intimation.	Statutory.		
1901	32	75	12	12	3	—	—
1902	63	274	26	26	12	1	1
1903	97	404	89	53	24	9	9
1904	43	270	55	20	8	6	6
1905	42	642	85	32	12	5	5
1906	105	411	62	28	8	6	6
1907	125	525	66	22	8	8	7
1908	75	362	33	16	4	—	—
1909	81	1186	257	42	21	9	—
1910	62	615	65	29	10	1	1
1911	18	280	30	16	5	—	—
1912	10	87	23	14	5	—	—
1913	24	88	16	11	9	—	—
1914	27	102	35	15	6	—	—
1915	15	53	15	9	4	—	—
1916	—	9	5	5	2	—	—
1917	—	11	6	4	1	—	—
1918	—	6	1	1	—	—	—

TABLE
Factories and

Showing the number of Inspections with the Defects found

WARD.	1.—INSPECTIONS.															Want of Cleanliness.		
	Factories.			Workshops.			Workplaces.			Home and Outworkers Premises.								
	Inspections.	Notices.	Summonses.	Inspections.	Notices.	Summonses.	Inspections.	Notices.	Summonses.	Inspections.	Notices.	Summonses.						
St. Mary's ... (Mr. Radford)	—	—	—	26	6	—	88	12	1	—	—	—	12	20	—			
St. Paul's ... (Mr. Bradshaw)	—	—	—	125	5	—	39	3	—	—	—	—	4	14	—			
St. Peter's ... (Mr. Nicholson)	—	—	—	15	9	—	26	8	—	—	—	—	5	12	—			
St. John's ... (Mr. Grist)	—	—	—	85	7	—	56	6	—	4	2	—	10	11	—			
Trinity ... (Mr. Jenkinson and Mr. Findlay)	—	—	—	126	75	—	104	36	—	1	1	—	85	80	—			
All Saints' ... (Mr. Johnston and Mr. Capel)	—	—	—	13	2	—	24	4	—	10	—	—	3	2	—			
St. Michael's ... (Mr. Perry)	86	17	—	41	7	—	155	23	—	7	4	—	20	24	—			
St. Jude's ... (Mr. Rugg)	3	1	—	30	7	—	64	28	1	2	—	—	16	28	—			
St. George's ... (Mr. Jenkinson)	25	9	—	26	11	—	136	42	—	8	1	—	21	24	—			
Christchurch ... (Mr. Goodfellow)	1	1	—	8	2	—	126	37	—	—	—	—	14	15	—			
St. Saviour's ... (Mr. Goodfellow)	5	4	—	8	3	—	155	28	—	—	—	—	20	23	—			
Women's Work-shops, &c. ... (Miss Elliott)	40	12	—	553	84	—	404	1	—	1127	132	—	142	150	—			
Bakehouses, Milk-stores, &c. ... (Mr. David)	—	—	—	—	—	—	1551	16	—	—	—	—	13	25	—			
Slaughterhouses (Mr. Fisher)	31	—	—	1	—	—	20	—	—	—	—	—	—	2	—			
Total ...	191	44	—	1057	218	—	2948	244	2	1159	140	—	365	430	—			

58.

Workshops.

and remedied in the several Wards during the year 1918.

2.—DEFECTS FOUND.																				
Want of Ventilation.			Over Crowding.			Want of Drainage of Floors.			Other Nuisances.			SANITARY ACCOMMODATION.								
												Insufficient			Unsuitable or Defective.			Not separate for Sexes.		
Found.	Remedied.	Summonses.	Found.	Remedied.	Summonses.	Found.	Remedied.	Summonses.	Found.	Remedied.	Summonses.	Found.	Remedied.	Summonses.	Found.	Remedied.	Summonses.			
—	—	—	—	—	—	—	—	—	12	8	1	—	—	—	—	—	—			
—	—	—	—	—	—	—	—	—	5	11	—	—	—	—	—	—	—			
—	—	—	—	—	—	—	—	—	10	31	—	—	—	—	—	—	—			
—	—	—	—	—	—	—	—	—	13	13	—	—	—	—	—	—	—			
—	—	—	—	—	—	—	—	—	65	44	—	—	—	—	—	—	—			
2	—	—	—	—	—	—	—	—	10	4	—	—	—	—	—	—	—			
—	—	—	—	—	—	2	2	—	56	42	—	1	—	1	1	—	—			
—	—	—	—	—	—	—	—	—	14	13	1	—	—	—	—	—	—			
—	—	—	—	—	—	2	2	—	39	34	—	—	—	2	—	—	—			
—	2	—	—	—	—	1	—	—	19	21	—	1	—	—	—	—	—			
—	1	—	—	—	—	3	—	—	25	29	—	1	—	2	—	—	—			
8	7	—	4	8	—	8	11	—	127	154	—	9	9	43	46	9	6			
—	—	—	—	—	—	—	—	—	1	3	—	—	—	—	—	—	—			
—	—	—	—	—	—	1	—	—	5	—	—	—	—	—	—	—	—			
10	10	—	4	8	—	14	18	—	396	412	2	9	12	46	49	9	6			

TABLE 59.

**Factories, Workshops, Laundries, Workplaces and
Homework.**

1.—Inspection (including Inspections made by Sanitary Inspectors).

Premises.	Number		
	Inspections.	Written Notices.	Prosecutions.
Factories (including Factory Laundries) ...	191	44	—
Workshops (including Workshop Laundries)	1057	218	—
Workplaces	2948	244	2
Homeworkers' Premises (including Out-workers)	1159	140	—
Total	5355	646	2

2.—Defects Found.

Particulars.	Number of Defects.			Number of Prosecu- tions.
	Found.	Remedied.	Referred to H.M. Inspector.	
* NUISANCES UNDER THE PUBLIC HEALTH ACTS :—				
Want of Cleanliness	365	430
Want of Ventilation	10	10
Overcrowding	4	8
Want of drainage of floors	13	18
Other nuisances	396	412	...	2
Sanitary accommodations :				
Insufficient	9	12
Unsuitable or defective	46	49
Not separate for sexes	9	6
OFFENCES UNDER THE FACTORY AND WORK- SHOP ACT :—				
Illegal occupation of underground bakehouse (S. 101)...
Breach of special sanitary require- ments for bakehouses (SS. 97-100)
Other offences
Total	852	945	...	2

Including those specified in Sections 2, 3, 7 and 8 of the Factory Act as remediable under the Public Health Acts.

TABLE 60.

3.—Home Work.

NATURE OF WORK.	OUTWORKERS' LISTS, Section 107.								Number of Inspections of Outworkers' Premises.	OUTWORK IN UN- WHOLESOME PRE- MISES, S. 108.			OUTWORK IN IN- FECTED PREMISES, Sections 109-10.		
	Lists received from Employers.				Nos. of Addresses of Outworkers received from other Councils.	Nos. of Addresses of Outworkers forwarded to other Councils.	Prosecutions.			Instances.	Notices served.	Prosecutions.	Instances.	Orders made (S. 110).	Prosecutions. (Ss. 109-10).
	Twice in the year		Once in the year				Failing to keep or permit inspection of lists.	Failing to send lists.							
	Lists.	Out-workers.	Lists.	Out-workers.											
Wearing Apparel—															
(1) Making, &c....	66	426	10	41	598	265	440
(2) Cleaning and washing
Lace, lace curtains and nets	12	5
Furniture and Upholstery...	2	4	1	3	9
Fur pulling...	3	1
Umbrellas	6	4
Paper Bags and Boxes	22	577	2	9	50	241	319
Brushmaking	20	132	8	30	114
Stuffed Toys	1	42	17
File making
Electro Plate
Cables and Chains
Anchor and Grapnels
Cart Gear
Locks, Latches and Keys
Miscellaneous	10	90	2	25	49	14	129
TOTAL	120	1229	15	78	727	597	1033

TABLE 61

4.—Registered Workshops.

Workshops, Workplaces, &c., on the Register (S. 131) at the end of the year.	Number.
Bakehouses	104
Eating houses and places where food is prepared for sale ...	352
Ice Cream Shops	203
Laundries	42
Dressmakers, Milliners, &c.	112
Tailoring	64
Brushmakers	74
Miscellaneous	2165
Total number of Workshops, Workplaces, &c., on Register ...	3116

5.—Other Matters.

Class,	Number.
Matters notified to H.M. Inspectors of Factories :—	
Failure to affix Abstract of the Factory and Workshop Act (S. 133)
Action taken in matters referred by H.M. Inspectors as remediable under the Public Health Acts, but not under the Factory Act (S. 5):	
Notified by H.M. Inspector	2
Reports (of action taken) sent to H.M. Inspectors
Other	3
Underground Bakehouses (S. 101) :—	
Certificates granted during the year
In use at end of the year... ..	40

PROCEEDINGS TAKEN UNDER THE PUBLIC HEALTH AND DEFENCE OF THE REALM ACTS.

111 summonses were taken out during the year 1918, in respect to offences, particulars of which are set out below. The following table shows the number of summonses taken out in each of the several Wards:—

TABLE 62.

Number of Sum- monses taken out	WARDS.														TOTAL.	
	St. Mary's.	St. Paul's.	St. Peter's.	St. John's.	Trinity.	All Saints'	St. Michael's.	St. Jude's.	St. Georges.	Christchurch.	St. Saviour's.	Houses Let in Lodgings. Miss WILKINSON.	Houses Let in Lodgings. Miss WILKINSON.	Women's Workshops.		Bakehouses.
	21	8	10	6	9	—	5	4	8	9	1	12	17	1	—	111

The above summonses had reference to the following:—

Ordinary Nuisances	80
Unsound Food	3
Neglecting to cleanse verminous rooms (London County Council (General Powers) Act, 1904	7
Disobedience of Magistrates' orders	4
Contravention of By-law 15, Houses let in lodgings...	17
				111

TABLE 63.

These proceedings resulted as follows:—

Summonses withdrawn, the Council's requirements having been complied with	69
Magistrates' Orders made without penalties	19
Fines inflicted	12
Summonses adjourned <i>sine die</i>	2
Dismissed	2
Not served	7
Total	111

TABLE 64.

Proceedings taken under the Public Health and Defence of the Realm Acts.

Defendant.	Cause of Proceedings.	Result.
J. R. Stock ...	Neglecting to provide a dustbin at No. 27, Broad-wall	Summons withdrawn, work done
G. J. C. Ball ...	Neglecting to cleanse premises at No. 14, Great Charlotte street	Summons withdrawn, work done
Siggs & Co. ...	Depositing for sale 112 unsound cheeses and 4 unsound boiled hams at No. 123, Borough High street	Dismissed. The Magistrate held that the food was not meant for human consumption
F. R. Phillips ...	Disobedience of a Magistrate's order for the defendant to remedy certain defects at No. 48, Brandon street	Summons withdrawn, work done
William Moore ...	Neglecting to provide a dustbin at No. 1, Union square	Summons withdrawn, work done
William Moore ...	Neglecting to cleanse dirty and verminous rooms at No. 1, Union square	Summons withdrawn, work done
William Moore ...	Neglecting to remedy yard paving and other defects at No. 2, Union square	Summons withdrawn, work done
William Moore ...	Neglecting to remedy defective roof and staircase walls at No. 3, Union square	Summons withdrawn, work done
William Moore ...	Neglecting to cleanse premises at No. 4, Union square	Summons withdrawn, work done
Martin Vigers ...	Neglecting to ventilate drain at No. 24, Lant st.	Summons withdrawn, work done
Reuben Thomas ...	Depositing for sale 251 lbs. unsound nut lard at No. 66, Borough road	Fined £5 and £2 2/- costs

Defendant.		Cause of Proceedings.	Result.
Edward Wright	...	Disobedience of a Magistrate's order for the defendant to remedy certain defects at No. 240, Borough High street	Fined £5 and £2 2/- costs
F. R. Phillips	...	Neglecting to cleanse dirty rooms and remedy other defects at No. 44a, Brandon street	Ordered to do work within 14 days, with 5/- costs
Sydney Smith	...	Conveying the carcass of a horse in an improper vehicle in Dartford street	Fined £2 and £1 costs
Gledhill Bros.	...	Neglecting to provide dustbin at No. 49, Hurlbutt place	Summons withdrawn, work done
Gledhill Bros.	...	Neglecting to remedy defective gutters at No. 55, Hurlbutt place	Summons withdrawn, work done
Gledhill Bros.	...	Neglecting to remedy defective gutters at No. 4, Hodson street	Summons withdrawn, work done
Gledhill Bros.	...	Neglecting to remedy defective gutters at No. 41, Peacock street	Summons withdrawn, work done
Gledhill Bros.	...	Neglecting to remedy defective roof at No. 49, Peacock street	Summons withdrawn, work done
Gledhill Bros.	...	Neglecting to provide dustbin at No. 68, Peacock street	Summons withdrawn, work done
Edward Wright	...	Disobedience of a Magistrate's order for the defendant to remedy certain defects at No. 240, Borough High street	Fined £1 and 5/- costs
C. Simmons	...	Neglecting to remedy defective roof and yard paving, and cleanse dirty rooms at No. 19, Sutherland square	Summons withdrawn, work done
William Downs	...	Neglecting to cleanse dirty stable and unstop gully in Eagle yard	Ordered to do work within 21 days, with 12/- costs

Defendant.		Cause of Proceedings.	Result.
Alfred Philpot...	...	Neglecting to abate overcrowding of rooms at No. 17, Nelson house	Ordered to abate nuisance in 28 days
J. R. Stock	...	Neglecting to cleanse dirty room at No. 29, Broadwall	Ordered to do work forthwith
George Robinson	...	Neglecting to abate overcrowding of rooms at No. 48, Penton place	Ordered to abate nuisance in 7 days
Sidney Edward May	...	Neglecting to cleanse dirty room and amend defective bannisters at No. 4, Horsman street	Summons withdrawn, work done
S. T. Preshner...	...	Neglecting to cleanse dirty room at No. 2, Arcot place	Summons withdrawn, work done
S. T. Preshner...	...	Neglecting to cleanse dirty premises, abate dampness and abolish rat runs at No. 3, Arcot place	Summons withdrawn, work done
S. T. Preshner...	...	Neglecting to abate dampness, abolish rat runs and remedy defective flushing apparatus at No. 4, Arcot place	Summons withdrawn, work done
S. T. Preshner...	...	Neglecting to cleanse dirty rooms, abate dampness, amend defective flooring and abolish rat runs at No. 5, Arcot place	Summons withdrawn, work done
S. T. Preshner...	...	Neglecting to cleanse dirty room, amend defective flooring and abolish rat runs at No. 6, Arcot place	Summons withdrawn, work done
Alfred William Everett	...	Neglecting to abate overcrowding of rooms at No. 6, Arcot place	Premises closed
Mr. Ripper	...	Neglecting to cleanse dirty rooms at No. 6, Hurlbutt cottages	Ordered to do work within 14 days, with 5/- costs
Hannah Pilbrow	...	Neglecting to provide a sufficient water supply to closet at No. 19/34, Mason street	Summons withdrawn, work done

Defendant.		Cause of Proceedings.	Result.
Hannah Pilbrow	...	Neglecting to cleanse dirty rooms at No. 3/32, Mason street	Summons not served
Hannah Pilbrow	...	Neglecting to cleanse dirty rooms at No. 5a/32. Mason street	Summons not served
Hannah Pilbrow	...	Neglecting to amend defective ceiling at No. 6/32, Mason street	Summons not served
Hannah Pilbrow	...	Neglecting to cleanse dirty rooms at No. 8/32, Mason street	Summons not served
F. L. Britton	...	Neglecting to remedy general insanitary conditions at No. 21, St. Gabriel street	Ordered to do work within 14 days, with £2 2/- costs
Clara Palmer Nicholls	...	Depositing 294 lbs. of unsound beef, veal, pork and bacon at No. 46, Rodney road	Dismissed. The Magistrate was of the opinion that the defendant had no intention of selling the meat
O. R. Goodman	...	Contravention of By-law 15 (houses let in lodgings) at No. 282, Tabard street	Summons withdrawn, requirements complied with
O. R. Goodman	...	Contravention of By-law 15 (houses let in lodgings) at No. 286, Tabard street	Summons withdrawn, requirements complied with
O. R. Goodman	...	Contravention of By-law 15 (houses let in lodgings) at No. 288, Tabard street	Summons withdrawn, requirements complied with
O. R. Goodman	...	Neglecting to cleanse dirty rooms at No. 38, Warner street	Summons withdrawn, work done
O. R. Goodman	...	Neglecting to provide suitable ash pit at No. 213, New Kent road	Summons withdrawn, work done
Percy C. Grout	...	Contravention of By-law 15 (houses let in lodgings) at No. 70, Friar street	Summons withdrawn, requirements complied with
Percy C. Grout	...	Contravention of By-law 15 (houses let in lodgings) at No. 72, Friar street	Summons withdrawn, requirements complied with

Defendant.		Cause of Proceedings.	Result.
Percy C. Grout	...	Contravention of By-law 15 (houses let in lodgings) at No. 76, Friar street	Summons withdrawn, requirements complied with
W. Gough Cook	...	Neglecting to cleanse verminous room at No. 2, Barbel street	Summons withdrawn, work done
W. Gough Cook	..	Neglecting to cleanse dirty rooms at No. 2, Barbel street	Summons withdrawn, work done
J. P. Hitchcock	...	Neglecting to cleanse dirty rooms at No. 153 Southwark bridge road	Summons not served
Alfred Philpot...	...	Failing to comply with Magistrate's Order to abate overcrowding at No. 17, Nelson House	Adjourned <i>sine die</i>
Thorpe, Head & Co., Ltd.	...	Neglecting to provide suitable trap to stable drain at No. 66, Hayles street	Summons withdrawn, work done
Mr. Brown	...	Contravention of By-law 15 (houses let in lodgings) at No. 57, Gurney street	Summons withdrawn, requirements complied with
Mr. Brown	...	Contravention of By-law 15 (houses let in lodgings) at No. 59, Gurney street	Summons withdrawn, requirements complied with
Mr. Brown	...	Contravention of By-law 15 (houses let in lodgings) at No. 61, Gurney street	Summons withdrawn, requirements complied with
Mr. Brown	...	Neglecting to supply suitable ash pit at No. 53, Gurney street	Summons withdrawn, work done
Mr. Brown	...	Neglecting to supply suitable ash pit at No. 59, Gurney street	Summons withdrawn, work done
Grout Bros.	...	Neglecting to supply suitable ash pit at No. 31, Queen's row	Summons withdrawn, work done
Grout Bros.	..	Neglecting to amend defective water service pipe and rainwater pipe at No. 31, Queen's row	Summons withdrawn, work done

Defendant.		Cause of Proceedings.	Result.
Lester James Bush	...	Contravention of By-law 15 (houses let in lodgings) at No. 7, Empress street	Summons not served
Lester James Bush	...	Contravention of By-law 15 (houses let in lodgings) at No. 9, Empress street	Summons not served
Frederick Beaumont	...	Neglecting to cleanse dirty rooms at No. 12, Boyson road	Summons withdrawn, work done
Heath, Brook & Sneath	...	Neglecting to amend defective roof at No. 9, Chapel place	Summons withdrawn, work done
Heath, Brook & Sneath	...	Neglecting to amend defective copper and wash-house floor at No. 15, Chapel place	Summons withdrawn, work done
Luther Clements	...	Contravention of By-law 15 (houses let in lodgings) at No. 75, Long lane	Adjourned <i>sine die</i>
Luther Clements	...	Neglecting to unstop drain at No. 75, Long lane	Summons withdrawn, work done
Prudence Forrest	...	Neglecting to cleanse dirty rooms and amend defective paving, gutters and floor at No. 35, Bronti place	Ordered to do work within 14 days, with 5/- costs
Stimson & Sons	...	Neglecting to cleanse dirty rooms and amend defective water closet and rain water pipe at No. 7, Garden row	Summons withdrawn, work done
Stimson & Sons	...	Neglecting to cleanse dirty and verminous rooms and to amend defective roof at No. 13, Sturge street	Summons withdrawn, work done
Stimson & Sons	...	Neglecting to amend defective water closet and cleanse dirty rooms at No. 14 Sturge street	Summons withdrawn, work done
Stimson & Sons	...	Neglecting to cleanse dirty rooms at No. 15, Sturge street	Summons withdrawn, work done
Stimson & Sons	...	Neglecting to cleanse dirty rooms at No. 16, Sturge street	Summons withdrawn, work done

Defendant.		Cause of Proceedings.	Result.
O. R. Goodman	...	Neglecting to cleanse dirty rooms at No. 113, Great Dover street	Ordered to do work within 7 days, with 21/- costs
Miss L. Parker	...	Neglecting to amend defective yard paving, rain water pipe and copper flue, and cleanse dirty rooms at No. 31, Rockingham street	Ordered to do work within 21 days, with 5/- costs
Sidney Herbert Moyle	...	Neglecting to remedy general insanitary conditions at No. 8, Nelson square	Summons withdrawn, work done
John Henry Kelk	...	Neglecting to amend defective roof at No. 49, Cook's road	Summons withdrawn, work done
John Henry Kelk	...	Neglecting to amend defective roof at No. 51, Cook's road	Summons withdrawn, work done
John Henry Kelk	...	Neglecting to amend defective roof and yard gully at No. 53, Cook's road	Summons withdrawn, work done
H. A. Burnet	...	Neglecting to cleanse dirty scullery, passage and staircase at No. 21, Lorrimore square	Summons withdrawn, work done
H. A. Burnet	...	Neglecting to remedy general insanitary conditions at No. 22, Lorrimore square	Summons withdrawn, work done
The London and Brighton Estates, Ltd.		Contravention of By-law 15 (houses let in lodgings) at No. 53, Stamford street	Summons withdrawn, requirements complied with
Henry James Tilt	...	Neglecting to cleanse verminous rooms at No. 110, Westmoreland road	Fined 10/-, with 5/- costs
Henry James Tilt	...	Neglecting to provide suitable ash pit at No. 110, Westmoreland road	Summons withdrawn, work done
Henry James Tilt	...	Neglecting to cleanse dirty rooms and amend defective roof, rain water pipe and floor at No. 110, Westmoreland road	Ordered to do work within 21 days, with 5/- costs
Henry James Tilt	...	Neglecting to amend defective copper and cleanse dirty room at No. 48, Westmoreland road	Ordered to do work within 7 days, with 5/- costs

Defendant.	Cause of Proceedings.	Result.
Lester James Bush ...	Neglecting to amend defective roof and yard paving at No. 7, Empress street	Summons withdrawn, work done
Lester James Bush ...	Contravention of By-law 15 (houses let in lodgings) at No. 7, Empress street	Fined £2, with £1 costs
A. H. Lewis ...	Contravention of By-law 15 (houses let in lodgings) at No. 41, Hayles street	Fined £1, with £1 costs
A. H. Lewis ...	Contravention of By-law 15 (houses let in lodgings) at No. 43, Hayles street	Fined £1, with £1 costs
A. H. Lewis ...	Contravention of By-law 15 (houses let in lodgings) at No. 12, Lamdash street	Fined £1, with £1 costs
A. H. Lewis ...	Neglecting to amend defective roof at No. 12, Lamdash street	Ordered to do work within 7 days, with 5/- costs
O. R. Goodman ...	Neglecting to provide suitable dustbin at No. 19 Warner street	Fined £1 1s. 0d.
M. H. Newton ...	Neglecting to provide suitable dustbin at No. 44 Ayliffe street	Summons withdrawn, work done
M. H. Newton ...	Neglecting to cleanse dirty rooms and amend broken floor at No. 44, Ayliffe street	Summons withdrawn, work done
D. B. Allery ...	Neglecting to cleanse dirty rooms at No. 8, Brune place	Summons withdrawn, work done
Hulbert & Haysman ...	Neglecting to cleanse dirty rooms at No. 16, Cook's road	Ordered to do work within 7 days, with 5/- costs
Mr. Hanbury ...	Neglecting to abate overcrowding at No. 10, Arcot place	Ordered to abate overcrowding within 28 days
George Delaney ...	Neglecting to abate overcrowding at No. 1, Sherston place	Ordered to abate overcrowding within 14 days
William H. G. Aslett ...	Neglecting to abate overcrowding at No. 2, Sherston place	Ordered to abate overcrowding within 7 days

Defendant.	Cause of Proceedings.	Result.
Ben Griffin ...	Neglecting to abate overcrowding at No. 3, Sherston place	Ordered to abate overcrowding within 7 days
Mrs. Williamson ...	Neglecting to provide suitable dustbin at No. 12, Jane street	Fined 2/-
Mrs. Williamson ...	Neglecting to amend defective roof at No. 13, Jane street	Ordered to do work within 1 month, with 5/- costs
Mrs. Williamson ...	Neglecting to amend defective roof at No. 19, Jane street	Ordered to do work within 1 month, with 5/- costs
C. T. Randall ...	Neglecting to cleanse dirty yard and staircase at No. 21, Lant street	Summons withdrawn, work done
J. H. B. Powell ...	Neglecting to amend defective ceilings at No. 110, Larcom street	Summons withdrawn, work done
Alfred Green ...	Neglecting to remedy general insanitary condition at No. 14, Larcom street	Summons withdrawn, work done
Alfred Green ...	Neglecting to cleanse dirty and verminous rooms at No. 116, Larcom street	Summons withdrawn, work done
Alfred Green ...	Neglecting to cleanse dirty rooms at No. 44, Phelp street	Summons withdrawn, work done
Alfred Green ...	Neglecting to cleanse verminous room at No. 44, Phelp street	Summons withdrawn, work done

TABLE 65

Summary of Original Inspections, &c., made during 1918 and in Twelve preceding Years, 1906-1917.

YEAR.	COMPLAINTS (including houses in which deaths have occurred).			HOUSE TO HOUSE.			INFECTIOUS DISEASES.			FACTORIES, WORKSHOPS AND WORKPLACES, &c.	
	Number of Inspections made.	Number of drains tested.	Number of Reinspections made.	Number of Inspections made.	Number of drains tested.	Number of Reinspections made.	Number of Inspections made.	Number of drains tested.	Number of Reinspections made.	Number of Inspections made.	Number of Reinspections made.
1918 ...	9101	238	26251	7361	58	23762	1942	673	3866	5355	4515
1906 ..	8680	4825	29428	13446	7279	49347	2260	2260	4805	3812	4265
1907 ...	10029	5362	26956	12991	6855	34112	2030	2030	3532	6615	6174
1908 ...	13099	4871	26506	11324	3718	30530	1550	1550	2285	6614	7113
1909 ...	14954	3595	25370	11426	2943	26389	1507	1507	2087	5002	4846
1910 ...	16557	2350	29051	7729	1338	22182	1269	1269	1628	5066	4915
1911 ...	14325	1827	30052	9825	1561	24277	1878	1878	2261	5491	4783
1912 ...	13437	2425	29128	10234	2354	24476	1822	1822	2053	6133	5432
1913 ...	14225	2046	29278	9921	2125	21372	2399	2399	2778	6451	4773
1914 ...	13678	1732	28512	7913	1954	19808	2626	2626	3589	6114	4532
1915 ...	11776	1102	23691	7245	1325	20025	2077	2077	2717	5762	3822
1916 ...	8326	388	18394	6905	580	16363	1571	718	1894	5528	3538
1917 ...	7225	203	18499	6994	85	18494	1678	599	2538	5016	4044

TABLE
Summary of Original Inspections, &c., made

WARD OR DISTRICT.	COMPLAINTS. Including houses in which deaths have occurred.)			HOUSE TO HOUSE.		
	Number of Inspections made.	Number of drains tested.	Number of Reinspections made.	Number of Inspections made.	Number of drains tested.	Number of Reinspections made.
St. Mary ... (Mr. Radford.)	915	32	3311	155	14	922
St. Paul ... (Mr. Bradshaw)	1035	29	2244	324	...	917
St. Peter ... (Mr. Nicholson)	653	8	2159	1072	...	3861
St. John ... (Mr. Grist)	1199	6	3402	448	3	1493
Trinity ... (Mr. Jenkinson and Mr. Findlay)	835	18	3297	447	7	2084
All Saints ... (Mr. Johnston and Capel)	847	39	3077	738	1	1960
St. Michael ... (Mr. Perry.)	847	34	2326	528	2	1390
St. Michael ... (Mr. Rugg.)	152	2	302	229	...	333
St. Jude ... (Mr. Rugg.)	608	5	1236	555	...	1077
St. George ... (Mr. Jenkinson)	744	42	2009	597	31	2081
Christchurch No. 1 (Mr. Fisher)
Christchurch No. 2 (Mr. Goodfellow)	394	10	907	344	...	1186
St. Saviour No. 1 (Mr. Fisher)	1
St. Saviour No. 2 (Mr. Goodfellow)	384	13	815	413	...	1045
Houses Let in Ldgs. (Miss Wilkinson)	307	...	618	1040	...	3161
Houses Let in Ldgs. (Miss Wilkinson)	184	...	548	471	...	2252
Women's Wkshps. (Miss Elliott)
Bakehouses, &c.... (Mr. David)
Slaughterhouses (Mr. Fisher)
Total ...	9101	238	26251	7361	58	23762

Mr. Fisher supervised the wharves and landing places in the Borough, during the year in relation to the
* 390 of these were inspections of

86.

in the several Wards during the year 1918.

PRINCIPAL INFECTIOUS DISEASES.			FACTORIES, WORKSHOPS WORKPLACES AND OUTWORKERS.		Number of Original Inspections made daily.	Number of Reinspections made daily.
Number of Inspections made.	Number of drains tested.	Number of Reinspections made.	Number of Inspections made.	Number of Reinspections made.		
199	85	798	114	161	4.8	18.1
154	49	180	164	78	5.8	11.9
167	44	277	41	137	6.7	22.5
283	79	368	145	101	7.2	18.7
115	27	370	231	483	5.7	21.8
216	97	540	47	36	6.4	19.6
175	23	385	289	218	6.4	15.1
54	7	69	...	5	1.5	2.4
159	37	229	99	133	5.0	9.3
174	114	396	195	224	6.0	16.4
...
78	57	107	135	138	3.3	8.1
...	3
80	54	65	168	269	3.6	7.6
47	...	50	4.9	13.4
41	...	32	2.4	9.9
...	*2124	2529	7.4	8.8
...	1551	...	5.4	...
...	52
1942	673	3866	5355	4515

and also the Borough Market, making a large number of inspections food dealt with at those places.
public conveniences for women.

TABLE
Summary of Sanitary

WARD, OR DISTRICT.	Intimation Notices served.	Statutory Notices served.	Sanitary Works completed.	Drain reconstructed.	Drain repaired.	Interceptor, &c.	Blocked Drains unstopped.	New Soilpipe provided.	Closest app. or repaired.	Closest provided.	Water supply.	Closest Pan and Trap.	Yards, &c., paved.
St. Mary's (Mr. Radford.)	866	452	774	3	8	5	58	1	132	1	18	77	5
St. Paul's (Mr. Bradshaw)	688	395	664	...	10	14	11	...	113	1	5	12	1
St. Peter's (Mr. Nicholson)	1105	556	1020	...	18	1	54	...	142	...	3	18	3
St. John's (Mr. Grist)	768	528	811	1	3	1	42	...	84	...	2	17	...
Trinity (Mr. Jenkinson, Mr. Rogge and Mr. Findlay.)	1102	431	1098	4	13	2	30	1	138	...	7	16	...
All Saints (Mr. Johnston and Mr. Capel.)	843	403	733	1	9	...	38	4	102	...	4	18	...
St. Michael's (Mr. Perry.)	731	232	920	6	9	...	37	2	186	1	13	11	2
St. Michael's (Mr. Rugg.)	176	...	148	5	...	2
St. Jude's (Mr. Rugg.)	598	213	549	...	1	...	29	...	88	...	6	6	...
St. George's (Mr. Jenkinson)	928	366	898	...	4	...	35	1	114	2	5	9	...
Christchurch No.1 (Mr. Fisher)
Christchurch No.2 (Mr. Goodfellow)	433	191	443	3	6	...	19	...	59	7	3	15	...
St. Saviour's No.1 (Mr. Fisher)	1	...	2	...	1
St. Saviour's No.2 (Mr. Goodfellow)	363	166	406	4	2	...	14	5	32	...	2	10	...
Houses Let in Ldgs. (Miss Wilkinson)	929	580	895	31	...	165	1	5	7	...
Houses Let in Ldgs. (Miss Wilkinson)	504	425	499	19	...	65	...	4	6	...
Women's wrkshps. (Miss Elliott)	169	107	202	11	...	61	9	9	17	...
Milkshops, &c. (Mr. David)	29	2	29
Slaughterhouses (Mr. Fisher)
Total for Borough }	10233	5047	10091	22	84	23	428	14	1486	22	88	239	11

67.

Works Completed, 1918.

Paving repaired.	Gullies provided.	Sinks trapped.	Rain Pipes disconnected.	Roofs, Gutters, &c.	Dust-bin provided.	Basement concreted.	Foul rooms cleansed.	Floor ventilation.	House ventilated.	Draw Tap from Main.	Overcrowding abated.	Additional water supplies provided.	Surface Drains.	Miscellaneous Nuisances from Urinals, Manure, Animals, &c., abated.
56	8	73	...	181	101	4	1021	2	...	7	18	6	...	527
42	...	14	...	176	125	...	705	6	6	...	1	258
109	5	12	...	337	153	2	1391	11	4	1	4	783
28	...	20	...	159	96	...	1441	2	...	2	16	363
73	1	20	...	311	116	...	1459	15	7	4	25	816
52	...	1	1	292	151	...	753	18	8	421
10	...	10	...	143	25	1	1386	1	...	1	766
...	6	6	...	190	37
8	1	60	88	1	685	1	3	213
44	2	7	...	137	92	...	1209	1	10	470
...
10	...	1	...	77	31	...	610	...	1	1	5	163
...	2	...	1	3
13	2	3	1	29	15	...	503	1	...	1	17	113
93	160	75	...	2288	36	269
39	...	3	...	110	52	...	1008	2	12	262
10	2	5	...	58	37	2	454	1	6	...	7	131
...	1	35	9
...
587	21	169	2	2237	1163	10	15140	59	19	17	168	6	2	5594

TABLE

Sanitary Works completed during 1918

YEAR.	Intimation Notices served.	Statutory Notices served.	Sanitary Works completed.	Drain reconstructed.	Drain repaired.	Interceptor, &c.	Blocked Drains unstopped.	New Soilpipe provided.	Closet app. or repaired.	Closet provided.	Water supply.	Closet Pan and Trap.	Yards, &c., paved.
1918	10233	5047	10091	22	84	23	428	14	1486	22	88	239	11
1906...	14943	5649	15030	821	233	144	612	106	2361	45	165	937	260
1907...	13646	4718	14153	394	206	20	569	47	2299	33	195	599	155
1908...	14085	4750	14045	285	158	41	547	62	2008	63	386	481	267
1909...	13532	4628	13604	233	160	59	539	47	2072	66	502	445	204
1910...	14484	4634	14508	164	174	32	589	36	1731	35	383	441	182
1911...	15386	4975	15350	317	184	40	568	37	1986	53	265	585	88
1912...	15197	4903	16041	288	192	30	589	35	2205	23	57	569	81
1913...	14967	4578	15673	303	166	16	555	36	2057	18	90	545	79
1914...	12974	4551	12942	271	181	25	495	71	1806	18	127	780	68
1915...	10541	4183	11063	96	107	6	462	37	1430	38	114	491	40
1916...	8513	3705	8562	94	62	18	373	17	1070	22	54	199	17
1917...	9233	4597	8337	36	50	10	342	33	1311	19	84	174	23

68.

and also in Twelve preceding Years, 1906-17.

Paving repaired.	Gullies provided.	Sinks trapped.	Rain Pipes disconnected.	Roofs, Gutters, &c.	Dust bin provided.	Basement concreted.	Foul rooms cleansed.	Floor ventilation.	House ventilated.	Draw tap from Main.	Overcrowding abated.	Additional Water Supplies provided.	Surface Drains.	Miscellaneous Nuisances from Urinals, Manure, Animals, &c., abated.
587	21	169	2	2237	1163	10	15140	59	19	17	168	6	2	5594
1444	477	656	32	1938	1325	51	31159	203	77	239	540	—	9	4286
1007	337	354	20	1448	1484	61	28686	122	56	87	497	—	10	3633
1110	232	508	59	1718	2366	29	24633	93	45	281	444	286	5	4251
1018	164	498	22	1714	1307	20	24728	114	56	365	444	165	6	4403
1406	158	532	21	1792	1377	28	24763	122	101	317	444	251	25	5646
1307	204	539	6	1655	1516	8	23873	124	78	250	442	129	5	5629
1143	181	281	19	1818	1615	8	21980	87	88	67	417	100	6	6274
888	152	369	23	1314	1439	8	22805	57	101	122	494	68	10	6908
926	241	591	11	1138	1253	8	22537	71	52	219	295	42	—	5726
634	103	368	8	2381	1210	22	18078	71	53	184	229	32	4	5635
411	50	125	1	1476	984	5	12882	50	57	31	207	17	23	4313
363	60	124	2	1661	1026	2	12436	74	22	19	126	12	—	4046

The following work of supervision has been carried out during the year by Mr. David :—

MILKSELLERS.

During 1918, 31 new names were added to the Register of Milk-sellers, and 27 names were removed during the same period. The total number of milk sellers actually on the Register at the end of the year was 545.

The sale of milk was discontinued at 24 premises, and the business of milk seller was newly started in six instances.

1,026 inspections of the various milkshops were made. The following nuisances were discovered, in respect to which 2 intimation notices were served :—

Dirty milkshop	1 case
Dirty utensils	1 case
Other insanitary conditions	1 case
Total ...				<u>3 cases</u>

All the above nuisances were remedied.

NOXIOUS TRADES.

There are two premises in the Borough upon which noxious businesses or trades are carried on as under :—

Situation of Premises.	Description of Business.	Name of Occupiers.
24 and 25, Great Suffolk Street	Tripe boilers ...	J. Martin
5, Hatfield Street ...	Fat melters ...	J. Ewen & Son

The Inspector made 13 inspections of these premises during the year. No nuisance was discovered. The periodic limewashing was carried out.

COWSHEDS.

There were three notices of applications for the renewal of licences received in respect to cowhouses in the Borough.

The following is a list of the Licensed Cowkeepers in the Borough :—

Situation of Premises.	Name of Occupier.
8, Alvey Street	R. Higgs & Sons Dairies, Ltd.
2 , Globe Street	Herbert Jones
5, Holland Street	Julia Ann Cooksley

The several cowsheds were inspected periodically, the inspector making a total of 24 visits.

No nuisances were discovered :—

Each cowshed was limewashed twice during the year.

BAKEHOUSES.

During the year 470 inspections were made of the various bake-houses.

The following defects were discovered by the Inspector, who found it necessary to serve 27 intimation and 2 Statutory notices in order to obtain the abatement of the nuisances complained of :—

Walls dirty	22 cases
Ceilings dirty	22 „
Floors dirty	13 „
Utensils dirty	1 „
Flour store dirty	5 „
Oven front dirty	2 „
Dog kept in bakehouse	1 „
Floor defective	2 „
Ceilings defective	3 „
Total	<u>71 cases</u>

All the above-mentioned nuisances were remedied.

Each bakehouse was limewashed or the walls washed at least twice during the year.

BUTTER AND MARGARINE FACTORIES AND STORES.

18 inspections of these premises were made. No nuisances were discovered.

Limewashing was carried out when required.

RAG FLOCK ACT, 1911.

No sample of Flock was taken by the inspector during the year.

SLAUGHTERHOUSES.

The supervision of the various Slaughterhouses was carried out during the year by Inspector Fisher.

There are five licensed Slaughterhouses in the Borough. The following are the premises and the licensees:—

Situation of Premises.	Name of Licensee.
129, Hillingdon Street	Frederick George Jacques
3, Lucas Road	Frederick Ludwig Hetzel
70, Union Road... ..	Sidney John Waghorn and Richard Rush
244, Walworth Road	Leonard Chalk, Arthur Chalk and John Salter Cox
283-5, Walworth Road	Alfred James Mitchell

52 inspections were made during the year. No nuisances were discovered.

SALE OF FOOD AND DRUGS ACTS.

During the year ending 29th December, 1918, 1,720 "official" samples were taken by the Inspector.

The following Table shows the localities in which these samples were taken:—

TABLE 69.

Showing the number of samples taken in each Ward of the Borough during the year.

	St. Mary's Ward.	St. Paul's Ward.	St. Peter's Ward.	St. John's Ward.	Trinity Ward.	All Saints' Ward.	St. Michael's Ward.	St. Jude's Ward. *	St. George's Ward.	Christchurch Ward.	St. Saviour's Ward.	Total.
Number of Samples taken	201	188	227	219	108	134	149	113	178	99	104	1720

165 of these samples were certified as adulterated, a percentage of 9·5. Compared with the percentage for the previous year an increase of 3·4 is shown.

Particulars of the samples taken together with the results of the analyses are given in table 71.

POLICE COURT PROCEEDINGS TAKEN UNDER THE FOOD AND DRUGS ACTS.

96 summonses were taken out during the year 1918. The following table shows the number of summonses in each ward:—

TABLE 70.

Showing the Wards in which proceedings were taken under the
Food and Drugs Act.

	St. Mary's Ward.	St. Paul's Ward.	St. Peter's Ward.	St. John's Ward.	Trinity Ward.	All Saints' Ward.	St. Michael's Ward.	St. Jude's Ward.	St. George's Ward.	Christchurch Ward.	St. Saviour's Ward.	Total.
Number of Summonses taken out	11	13	11	11	2	3	7	4	15	14	5	96

The proceedings taken before the Magistrates resulted as follows:—

	Summonses.	
Convictions obtained on	...	64
Withdrawn (duplicates)	...	9
Dismissed on warranties	...	14
Dismissed on other grounds	...	9
Total	<u>96</u>

FOOD AND

TABLE

Return of Official Samples for the Year ending 29th December, 1918,
for each quarter and

Article.	1st Quarter.				2nd Quarter.			
	Number of Samples taken.	Genuine.	Adulterated.	Percentage of Adulterated Samples.	Number of Samples taken.	Genuine.	Adulterated.	Percentage of Adulterated Samples.
Milk ...	152	108	44	29.0	155	126	29	18.7
Skimmed Milk	1	...	1	100.0
Separated Milk ...	4	1	3	75.0
Condensed Milk ...	1	...	1	100.0	1	1
Tea ...	19	19	18	18
Coffee ...	26	25	1	3.8	10	10
Coffee and Chicory ...	2	2	1	1
Chicory
Cocoa ...	24	24	9	9
Sugar ...	47	47	46	46
Demerara Sugar	1	1
Butter ...	5	5	7	7
Margarine ...	19	19	20	20
Lard ...	3	3	7	7
Dripping ...	4	2	2	50.0	6	6
Cooking Fat ...	1	1	3	2	1	33.3
Lard Substitute ...	2	1	1	50.0
Nut Lard ...	1	...	1	100.0
Butterette ...	1	1
Cocoa Butter ...	1	1	5	5
Cheese
Dutch Cheese
Flour ...	16	16	8	8
Self-raising Flour ...	10	9	1	10.0	6	6
Baking Powder ...	2	...	2	100.0	1	...	1	100.0
Pea Soup Flour ...	4	4	1	1
Beef Suet and Farina
Farina
Cornflour ...	3	3	2	2
Vermicelli ...	1	1
Oatmeal ...	11	11	14	14
Rice ...	3	3	7	7
Tapioca ...	11	11	10	10
Arrowroot ...	1	1
Lentils ...	1	1
Maize Semolina ...	4	4	3	3
Flaked Maize ...	4	4
Crushed Linseed ...	8	7	1	12.5	4	3	1	25.0
Carried forward ...	391	334	57	—	346	313	33	—

DRUGS ACTS.

71.

showing the number taken, and the percentage of adulterated Samples
for the year.

3rd Quarter.				4th Quarter.				Whole Year.			
Number of Samples taken.	Genuine.	Adulterated.	Percentage of Adulterated Samples.	Number of Samples taken.	Genuine.	Adulterated.	Percentage of Adulterated Samples.	Number of Samples taken.	Genuine.	Adulterated.	Percentage of Adulterated Samples.
271	231	40	14.7	145	133	12	8.2	723	598	125	17.3
...	1	...	1	100.0
...	4	1	3	75.0
...	12	1	1	50.0
13	13	17	17	67	67
7	7	15	15	58	57	1	1.7
...	3	3
1	1	3	2	1	33.3	4	3	1	25.0
7	7	11	11	51	51
14	14	33	33	140	140
...	1	1
8	8	20	20	40	40
7	7	10	10	56	56
13	13	17	17	40	40
4	4	12	12	26	24	2	7.7
...	1	1	5	4	1	20.0
...	2	1	1	50.0
...	1	...	1	100.0
...	1	1
...	2	2	8	8
1	1	2	2	3	3
1	1	1	1
4	4	4	4	32	32
2	2	5	5	23	22	1	4.3
1	...	1	100.0	2	1	1	50.0	6	1	5	83.3
1	1	6	6
1	1	1	1
...	1	1	1	1
1	...	1	100.0	6	5	1	16.6
...	1	1
3	3	9	9	37	37
1	1	6	6	17	17
4	4	7	7	32	32
...	1	1
...	1	1	8	8
...	4	4
...	1	1	13	11	2	15.4
365	323	42	—	324	310	14	—	1426	1280	146	—

TABLE

Article.	1st Quarter.				2nd Quarter.			
	Number of Samples taken.	Genuine.	Adulterated.	Percentage of Adulterated Samples.	Number of Samples taken.	Genuine.	Adulterated.	Percentage of Adulterated Samples.
Brought forward	391	334	57	—	346	313	33	—
Flaked Rice	3	3	2	2
Pearl Barley	2	2	4	4
Celestio	1	1
Macaroni	3	3
Ground Rice	5	5	8	8
Spagetti	1	1
Sago	2	2	1	1
Semolina	1	1
Flaked Tapioca	2	2
Pearl Tapioca
Mandioca
Rice Flour
Ground Ginger	3	3	4	4
Quaker Oats	1	1
Rice and Tomato Soup
Powder	1	1
Curry Powder	2	2
Custard Powder	4	4	1	1
Ginger	1	1
Rolled Oats	2	2
Desiccated Soup	2	2
Pudding Powder
Cake Mixture
Egg Powder
Egg Substitute	2	2
Bacon Fat
Cake Flour
Dried Eggs	1	1	1	1
Alum	1	1
Ground Alum	3	3
Ground Borax	2	1	1	50.0	1	1	...	100.0
Borax	4	3	1	25.0	4	2	2	50.0
Glauber Salts	4	4
Epsom Salts	1	1
Boracic Acid Powder	1	1
Bicarbonate of Soda	1	1
Flowers of Sulphur	1	1
Compound Liquorice
Powder	3	3
Gregory's Powder	2	2
Carried forward	442	383	59	—	383	347	36	—

71—continued.

Article.	Third Quarter.				Fourth Quarter.				Whole Year.			
	Number of Samples taken.	Genuine.	Adulterated.	Percentage of Adulterated Samples.	Number of Samples taken.	Genuine.	Adulterated.	Percentage of Adulterated Samples.	Number of Samples taken.	Genuine.	Adulterated.	Percentage of Adulterated Samples.
Brought forward	365	323	42	—	324	310	14	—	1426	1280	146	—
Flaked Rice	1	1	6	6
Pearl Barley	1	1	7	7
Celestio	1	1	2	2
Macaroni	3	3
Ground Rice	7	7	11	11	31	31
Spagetti	1	1	2	2
Sago	2	2	1	1	6	6
Semolina	1	1
Flaked Tapioca	2	2
Pearl Tapioca	1	1	1	1
Mandioca	2	2	2	2
Rice Flour	1	1	1	1
Ground Ginger	1	1	8	8
Quaker Oats	1	1
Rice and Tomato Soup	1	1
Powder	2	2
Curry Powder	10	10
Custard Powder	1	1	4	4	1	1
Ginger	5	5
Rolled Oats	3	3	2	2
Desiccated Soup	1	1	1	1
Pudding Powder	1	1	1	1
Cake Mixture	1	1	4	4	5	5
Egg Powder	2	2	1	1	5	5
Egg Substitute	1	1	1	1
Bacon Fat	2	2	2	2
Cake Flour	2	2
Dried Eggs	2	2	1	1	4	4
Alum	1	1	4	4
Ground Alum	3	1	2	66.6
Ground Borax	3	1	2	66.6	2	...	2	100.0	13	6	7	53.8
Borax	4	4
Glauber Salts	1	1	2	2
Epsom Salts	1	1
Boracic Acid Powder	1	1	2	2
Bicarbonate of Soda	1	1	2	2
Flowers of Sulphur	1	1	2	2
Compound Liquorice	3	3
Powder	2	2
Gregory's Powder
Carried forward	385	341	44	—	367	351	16	—	1577	1422	155	—

INFORMAL SAMPLES.

In addition to the samples taken under the Food and Drugs Acts as shown in table 71, 390 samples were purchased informally by the Inspector through his several agents. The whole of these samples were submitted to the Public Analyst for analysis, with the following result:—

TABLE 72.

Article.	No. of samples purchased by Agents.	Result of Analysis.		Percentage of adulterated samples.
		Genuine.	Adulterated.	
Butter ...	109	108	1	·9
Margarine ...	5	5	—	—
Lard ...	3	3	—	—
Milk ...	50	39	11	22·0
Cooking Lard ...	1	—	1	100·0
„ Dripping ...	3	3	—	—
Dripping... ..	21	21	—	—
Vinegar ...	148	136	12	8·1
Coffee ...	30	29	1	3·3
Cocoa ...	10	10	—	—
Cheese ...	3	3	—	—
Cocoa Butter ...	1	1	—	—
Treacle ...	1	1	—	—
Self Raising Flour ...	2	2	—	—
Tea ...	2	2	—	—
Sugar ...	1	1	—	—
Total ...	390	364	26	6·6

PUBLIC HEALTH (MILK AND CREAM) REGULATIONS, 1912.

No sample of Cream or Preserved Cream was taken by the Inspector during the year.

TABLE 73.

SALE OF FOOD AND DRUGS AND DEFENCE OF THE REALM ACTS.
PROCEEDINGS TAKEN, WITH THE RESULTS.

Name and Address of Vendor.	Sample and Number.	Result of Analysis.	Result of Proceedings.
Messrs. Marshall, Murray & Co., 377, Queen's road, Peckham	Milk 1296	Contained colouring matter	Dismissed
Frederick Ward, 15, Beddome street	Milk 1296	Contained colouring matter	Dismissed
Wilson's Bakeries, Ltd., 66A, Brixton road	Milk 1355	21·7 per cent. deficient in fat	Ordered to pay 2/- costs
Annie Robertson, 163, Newington butts	Milk 1355	21·7 per cent. deficient in fat	Ordered to pay 2/- costs
Messrs. Marshall, Murray & Co., 377, Queen's road	Milk 1362	Contained colouring matter	Dismissed
Frederick Ward, 15, Beddome street	Milk 1362	Contained colouring matter	Dismissed
John Jones, 3, Old Kent road	Milk 1389	11 per cent. added water	Dismissed on warranty
Isaac Jones, 98, Upper Grange road	Milk 1392	Contained colouring matter	Dismissed
Evan Morris, 462 Old Kent road	Milk 1393	Contained colouring matter	Dismissed
David Duthie, 23, Charlotte street, Old Kent road	Milk 1409	Contained colouring matter	Dismissed

Name and Address of Vendor.	Sample and Number.	Result of Analysis.	Result of Proceedings.
David Duthie, 23, Charlotte street, Old Kent road	Milk 1410	Contained colouring matter	Dismissed
Messrs. Marshall, Murray & Co., 377, Queen's road	Milk 1411	Contained colouring matter and 3·5 per cent. added water	Fined £2 and 52/6 costs
Alice Taylor, 2, Williams grove	Milk 1411	Contained colouring matter and 3·5 per cent. added water	Ordered to pay 2/- costs
Messrs. R. Higgs & Son, 64, Camberwell road	Milk 1414	52·0 per cent. deficient in fat	Withdrawn
Elizabeth Body, 69, Ballater road, Brixton	Milk 1414	52·0 per cent. deficient in fat	Ordered to pay 12/6 costs
Thorowell Bros., 17, The Exchange, Thornton Heath	Dripping 1426	7·5 per cent. water	Fined £5 and 52/6 costs
John Porter, 54, Finchley road	Dripping 1426	7·5 per cent. water	Ordered to pay 2/- costs
John Haradine, 21 South Island place, Brixton	Milk 1528	5·3 per cent. added water	Fined £10 and 40/- costs
John Haradine, 21, South Island place, Brixton	Separated Milk 1529	8·6 per cent. added water	Fined £8
John Haradine, 21, South Island place, Brixton	Separated Milk 1530	8·2 per cent. added water	Ordered to pay 2/- costs
Emma Morter, 26, Newcomen street	Milk 1602	20·7 per cent. added water	Ordered to pay 12/6 costs

Name and Address of Vendor.	Sample and Number.	Result of Analysis.	Result of Proceedings.
Wm. J. Wright, 37, Hutton street, E C.	Vinegar 1613	56·7 per cent. deficient in Acetic Acid	Ordered to pay 17/6 costs
Messrs. Henry & Co., 21, Gt. Charlotte street, S.E.	Condensed Milk 1614	97 per cent. deficient in milk fat	See following entry
Messrs. Henry & Co., 21, Gt. Charlotte street, S.E.	Condensed Milk 1614	Unlawfully selling Condensed Separated Milk in a receptacle not bearing a label clearly marked "Machine Skimmed Milk"	Fined 40/- and 10/6 costs
Aaron Horovitz, 17, Gt. Charlotte street, S.E.	Dripping 1619	28 per cent. water	Fined 20/- and 10/6 costs
Aaron Horovitz, 17, Gt. Charlotte street, S.E.	Crushed Linseed 1621	16·7 per cent. deficient in oil	Fined 20/- and 10/6 costs
Messrs. R. Higgs & Son, 64, Camberwell road, S.E.	Milk 1633	12·4 per cent. deficient in fat	Ordered to pay 42/- costs
Chas. Love, 82, Harris street, Camberwell	Milk 1633	12·4 per cent. deficient in fat	See above
Clara Elliott, 10 Avenue road	Milk 1684	23·6 per cent. added water	Fined £3 and 20/- costs
Mary Hughes, 52, Clapham Common, South side	Milk 1691	14·7 per cent. deficient in fat	Dismissed on warranty

Name and Address of Vendor.	Sample and Number.	Result of Analysis.	Result of Proceedings.
Henry J. Lewis, 98, St. Mark's road, S.E.	Milk 1691	14.7 per cent. deficient in fat	Dismissed on warranty
Mary Hughes, 52, Clapham Common, South side	Milk 1691	Unlawfully selling milk from a vehicle or can, without having her name and address inscribed thereon	Fined 20/- and 20/- costs
Henry J. Lewis, 98, St. Mark's road, S.E.	Milk 1691	Unlawfully selling milk from a vehicle or can, without having his name and address inscribed thereon	See above
John Hatcher, 294, Rolls road, S.E.	Milk 1721	2.2 per cent. added water	Dismissed on warranty
Florence Waite, 63, Dante road, S.E.	Milk 1738	6.3 per cent. deficient in fat	Fined £3 and 21/- costs
Cornelius Sullivan, 63, Dante road, S.E.	Milk 1738	6.8 per cent. added water	Withdrawn. See above
George S. Scutt, 38, South street, S.E.	Milk 4	20 per cent. deficient in fat	Fined 20/- and 10/- costs
Catherine Davies, 317, East street	Milk 6	13 per cent. deficient in fat	Fined 20/- and 10/- costs
William Davies, 90, Lower Marsh, S.E.	Milk 38	5.2 per cent. added water	Fined 25/- and 15/- costs
William Davies, 90, Lower Marsh, S.E.	Milk 39	14.8 per cent. added water	Fined 45/- and 15/- costs
William Davies, 90, Lower Marsh, S.E.	Milk 39	Unlawfully selling milk from a vehicle or can without having his name and address inscribed thereon	Ordered to pay 5/- costs

Name and Address of Vendor.	Sample and Number.	Result of Analysis.	Result of Proceedings.
William Jenkins, 91, Southwark bridge road	Milk 45	13 per cent. deficient in fat	Dismissed on warranty
Julia Cooksey, 5, Holland street	Skimmed Milk 47	27.2 per cent. added water	Fined £9 9s. 6d. and 10/6 costs
Amelia Newberry, 3, White Hind alley	Skimmed Milk 47	27.2 per cent. added water	Included in above
Ralph Side, 1, Bedford street	Milk 112	18 per cent. deficient in fat	Ordered to pay 12/6 costs
Dowling & Newcombe, Ltd. 49, Camberwell road	Crushed Lin- seed 103	14 per cent. deficient in oil	Fined 10/- and 12/6 costs
Ernest Jackson, 54, New Kent road, S.E.	Crushed Lin- seed 103	14 per cent. deficient in oil	Withdrawn.
Isaac Jones, 98, Upper Grange road, S.E.	Milk 121	15 per cent. deficient in fat	Dismissed on warranty
Robert Bullock, 14, Hooks road, Peckham	Milk 121	15 per cent. deficient in fat	Withdrawn.
R. Higgs & Son, 64, Camberwell road	Milk 183	14 per cent. deficient in fat	Ordered to pay 25/- costs
Florence Neate, 8 Bunhill road, Camberwell	Milk 183	14 per cent. deficient in fat	Fined 20/-
Eva Taylor, 12, Beresford street	Milk 189	43 per cent. deficient in fat	Fined 40/- and 10/6 costs
R. Higgs & Son, 64, Camberwell road	Milk 224	17.4 per cent. deficient in fat	Fined 20/- and 10/6 costs

Name and Address of Vendor.	Sample and Number.	Result of Analysis.	Result of Proceedings.
Joseph Melkin, 2s, Peabody square	Milk 224	17·4 per cent. deficient in fat	Ordered to pay 2/- costs
Messrs. Owen Bros., 6. Coral street, S.E.	Milk 230	36 per cent. deficient in fat	Dismissed on warranty
Geo. Millward, 70. Gravel lane	Vinegar 265	34 per cent. deficient in Acetic Acid	Ordered to pay 15/6 costs
Timothy James, 200. St. James road, Bermondsey	Milk 269	9 per cent. deficient in fat	Dismissed on warranty
Edward Evans, 11. Tabard street	Milk 276	9 per cent. deficient in fat	Dismissed on warranty
Jane Wooley, 20, King James street	Cooking Fat 298	36 per cent. water	Ordered to pay 12/6 costs
John Jones, 3, Old Kent road	Milk 354	13 per cent. deficient in fat	Dismissed on warranty
Amelia Soden, 94, Long lane	Milk 359	24·4 per cent. deficient in fat	Ordered to pay 12/6 costs
Julia Cooksley, *	Milk 384	26·7 per cent. deficient in fat and 22·5 per cent. added water	Fined £10 and 10/6 costs
Benjamin Cooksley, 5, Holland street	Milk 384	26·7 per cent. deficient in fat and 22·5 per cent. added water	Fined £5
Julia Frankelson, 48, Deacon street	Milk 348	5·5 per cent. added water 11·5 per cent. deficient in fat	Fined 20/- and 10/6 costs
James Bros., Tracey street, Lambeth	Milk 413	14·7 per cent. added water	Fined 40/- and 10/6 costs
James Bros., Tracey street, Lambeth	Milk 414	14·2 per cent. added water	Fined 40/- and 10/6 costs


Name and Address of Vendor.	Sample and Number..	Result of Analysis.	Result of Proceedings.
Geo. Campin, 34, Surrey row	Milk 436	13.1 per cent. added water	Fined 30/-
William Scarsbrook, 45, Pocock street	Milk 437	10.8 per cent. added water 14.7 per cent. deficient in fat	Fined 40/- and 12/6 costs
Geo. Millward, 70, Gravel lane	Milk 438	20 per cent. added water	Fined 40/-
Daniel Evans, 227, Union street	Milk 439	1.5 per cent. added water 17.0 per cent. deficient in fat	Dismissed on warranty
Fredk. Thompson, 47, Orange street	Milk 440	9.4 per cent. added water 20.7 per cent. deficient in fat	Fined £3
Wm. Saunders, 16, Gerridge street	Milk 634	18.6 per cent. added water	Fined 20/- and 10/6 costs
Wm. Clarke, 42, Gt. Bland street	Milk 657	20.7 per cent. deficient in fat	Fined 20/- and 10/6 costs
Emily A. Wood, 21, Swan street	Milk 670	1.6 per cent. added water 31.7 per cent. deficient in fat	Fined 10/- and 10/6 costs
Frances Bastard, 55, Peacock street	Milk 464	13 per cent. deficient in fat	Fined 10/- and 10/6 costs
Enrico Malloni, 46, Old Kent road	Milk 519	4.7 per cent. added water 30 per cent. deficient in fat	Fined £5 and 21/- costs
Stainslas Brino, 6, Orb street	Milk 525	8 per cent. added water, 10 parts per million Formaldehyde, also contained colouring matter	Fined 40/- and 20/- costs
David J. Evans, 35, Bagshot street	Milk 541	11 per cent. deficient in fat	Dismissed on warranty
Jane Jefferv, 21, Lant street	Milk 498	12 per cent. added water and added colouring matter	Fined 10/- and 10/6 costs

Name and Address of Vendor.	Sample and Number.	Result of Analysis.	Result of Proceedings.
Alfred Clark, 9, Gt. Suffolk street	Milk 499	12 per cent. added water and added colouring matter	Fined 10/- and 10/6 costs
Fredk. Wm. Harman, 172, Walworth road	Borax 561	Carbonate of Soda	Fined £3 and 40/- costs
George S. Scutt, 38, South street	Milk 716	11.2 per cent. added water	Bound over in the sum of £20 and 2/- costs
Aunie Scutt, 38, South street	Milk 716	11.2 per cent. added water	Fined £6 and 40/- costs
Fredk. Wm. Tobitt, 103, Kennington road	Borax 782	140 parts per 1,000,000 Arsenic Trioxide	The sample was purchased at an oil- shop. The Magistrate held that it was commercial borax and not a drug.
Hannah Perraton, 7, Sondes street	Milk 806	21.4 per cent. deficient in fat	Fined 20/- and 10/- costs
Clara Perraton, 5, Phelp street	Milk 807	8.4 per cent. deficient in fat	Fined 10/- and 10/- costs
Eva Taylor, 12, Beresford street	Milk 862	25 per cent. deficient in fat	Ordered to pay 20/- costs
Janet Saville, 79A, Boyson road	Milk 964	28 per cent. deficient in fat	Fined 20/- and 21/- costs
William Baxter, 53, Merrow street	Vinegar 1013	27.7 per cent. deficient in Acetic Acid	Dismissed on warranty
Enrico Malloni, 46, Old Kent road	Milk 1051	17.4 per cent. added water	Fined £5 and 42/- costs
Winifred Malloni, 46, Old Kent road	Milk 1051	17.4 per cent. added water	Withdrawn. See above
Edward Evans, 11, Tabard street	Milk 1057	22.7 per cent. added water	Dismissed on warranty

Name and Address of Vendor.	Sample and Number.	Result of Analysis.	Result of Proceedings.
Daniel Randall, 109, Union street	Milk 1190	5 per cent. added water 14 per cent. deficient in fat	Fined 20/- and 10/6 costs
Richard Grout, 12, Hayles street	Vinegar 1182	22·7 per cent. deficient in Acetic Acid	Fined 20/- and 20/- costs
Wm. James Smith, 145, East street	Milk 1233	19 per cent. added water	Fined 20/- and 20/- costs
Albert A. Phillips, 52, Edmund street Camberwell	Vinegar 1013	Giving to William Baxter a false warranty in respect of Vinegar supplied to him at 53, Merrow street (see p. 162).	Fined £20 and £2 2s. 2d. costs

PUBLIC HEALTH OFFICE.
TOWN HALL, SOUTHWARK.

GEORGE B. MILLSON,
Medical Officer of Health.



APPENDIX.

Borough of Southwark.



ANNUAL REPORT

OF THE

Tuberculosis Medical Officer

FOR THE

YEAR 1918.

HORACE WILSON,

M.D., B.S., D.P.H., M.R.C.S., L.R.C.P.,

*Tuberculosis Medical Officer and
Assistant Medical Officer of Health.*

LONDON :

T. Cornell & Sons, General Printers 62 and 63, Borough Road, S.E

BOROUGH OF SOUTHWARK.

SOUTHWARK TUBERCULOSIS DISPENSARY,

82-84, NEWINGTON CAUSEWAY, S.E.

*To the Mayor, Aldermen and Councillors of the
Borough of Southwark.*

SIR AND GENTLEMEN,

The year 1918 has been marked by a considerable improvement in the prevalence and mortality of pulmonary tuberculosis in the Borough, for not only have fewer cases been notified than in the three previous years but the death rate from Pulmonary tuberculosis has also been lower.

A greater number of primary examinations were made at the dispensary, but in spite of this fewer cases of infection were detected. It is hoped that this may be the commencement of a definite decline of the disease in Southwark and that the constant increase of newly notified cases, which has been discouraging during the last three years, may now be succeeded by a fall. It is the notifications of new cases that matter—providing these are stationary or declining, a high death rate is not undesirable, as it means removing sources of infection from our midst.

It might also be pointed out here that many consumptive cases have died of other diseases, such as influenza during the year, and their deaths were due to the intercurrent diseases and not phthisis; thus many more deaths of phthisical people have occurred than the returns show.

Among the children, mild glandular infection with debility is by far the commonest type, and provided this does not go too far and spread to other organs, this mild inoculation with the disease is probably protective, for very few of these develop pulmonary disease in later life, and very few of those who have pulmonary disease in later life have a history of glandular disease in childhood. The occurrence of pulmonary tuberculosis in children is not very frequent, for of the 579 notifications in Southwark only 68 were under the age of 15 years.

There has been a slight decline in the total attendances of patients which follows from the fact that there were fewer fresh cases and also from the fact that the panel practitioners have taken a larger part than

heretofore in the treatment of insured persons. On the other hand the actual examinations of cases at the dispensary largely increased in number and more time was devoted to individual instruction and advice to patients, who, as a whole do their best to carry out curative and preventive measures as far as their limited space and frequently crippled resources will permit. The formation of the interim Care Committee has been of the greatest benefit to the patients, and an immense help in our work, both as regards children and adults, and no report would be complete without an acknowledgment of the enthusiastic interest taken in the individual cases and the actual hard work undertaken by the members of that Committee.

This Care Committee composed of representatives of the various philanthropic organisations, has met fortnightly and has assessed the amounts payable for children sent away to institutions after carefully considering the financial position of the family, and as far as possible have endeavoured to find work through suitable channels for the adult wage earners who have returned from Sanatoria. This is still a serious problem, as it is hard for the partially arrested consumptive to realize that his value as an employee is not so great as that of a man in full health and he finds it difficult to obtain work under what he considers remunerative conditions, in addition to which his sphere of opportunity is limited on account of the desire for outdoor work. For these cases the proposed extension of the labour colony system seems the only satisfactory solution of the difficulty.

The proclamation of an armistice has altered the character of some of the work done as the examination of recruits has ceased, but in its place has come the examination and care of the definitely tuberculous discharged soldiers, only too many of whom have either contracted the disease abroad or have had some latent forces of disease lighted up by the conditions under which they had been working since joining the forces.

For these the Pensions Committee has done splendid work and neither trouble nor expense is spared to do all that can be done for those on whom this misfortune has fallen.

The supervision of the homes has been continuously carried out and a general improvement has been reported though overcrowding exists very largely and is due, in our cases, to too many persons of one family occupying too few rooms and as far as housing is concerned the difficulty lies in there being too few houses and also insufficient rooms for each family at a rental that they are able to pay. This makes our work the more

difficult, as a consumptive patient should as a matter of course have one room entirely to himself and this we are very rarely able to arrange.

As mentioned in previous reports the weakness of the whole scheme for combating tuberculosis, lies in the fact that there is practically no provision outside the Infirmaries for advanced and dying cases just when they are in the most infectious stage, and until this is provided we have not got to the root of the matter by checking the infection at its source.

The tuberculous scheme is working well all through the Borough, and no case occurs which does not come under the direct supervision of the dispensary as far as the home is concerned, although the patient may not personally attend the Dispensary.

Sputum bottles are still distributed free of cost to the patients, and the dispensary has several beds which are lent to patients where their sleeping accomodation is insufficient.

Tuberculin is used to a considerable extent in suitable cases and the results obtained have been on the whole excellent both in early lung and glandular cases which have been able to undergo treatment while still attending to their occupation.

There has been no change in the staff of the dispensary and during the past year they have worked diligently and conscientiously and thanks are due to them for the efficient way in which the work has been done especially as it is of a depressing nature and not without risk. Acknowledgment is also due to the members of the Public Health Department for their ready co-operation.

It is hoped that the coming year will again show a diminution in the disease and that the work of the dispensary will gradually lessen the amount of Tuberculosis in the Borough.

I have pleasure in appending a number of tables which epitomise the work accomplished in the year.

I am, Sir and Gentlemen,

Your obedient Servant,

HORACE WILSON,

Tuberculosis Officer.

TABLE A.

Total number of persons examined for the first time, 1,798:—

Insured Persons	...	669	Males	...	464
			Females	...	205
Non-Insured Persons	...	1,129	Males	...	28
			Females	...	199
			Children	...	902
Total	<u>1,798</u>

TABLE B.

Patients found to be suffering from Pulmonary Tuberculosis:—

Insured Persons	...	308	Males	...	238
			Females	...	70
Non-Insured Persons	...	131	Males	...	65
			Females	...	15
			Children	...	51
Total	<u>439</u>

TABLE C.

Patients suffering from Non-Pulmonary Tuberculosis:—

Insured Persons	...	9	Males	...	4
			Females	...	5
Non-Insured Persons	...	80	Males	...	2
			Females	...	8
			Children	...	70
Total	<u>89</u>

TABLE D.

Cases (including contacts) found Non-Tuberculous:—

Insured Persons	...	281	Males	...	181
			Females	...	100
Non-Insured Persons	...	752	Males	...	6
			Females	...	103
			Children	...	643
Total	<u>1,033</u>

TABLE E

Total attendances of patients:—

Insured Persons	3,455
Non-Insured Persons	3,368
				—
Total	6,823
				—

TABLE F.

Number of examinations of patients:—

Insured Persons	1,206
Non-Insured Persons	1,396
				—
Total	2,602
				—

TABLE G.

The following cases were recommended to the London Insurance Committee for treatment:—

Sanatorium	99
Hospital	35
Dispensary	25
Domiciliary	12
				—
Total	171
				—

TABLE H.

The recommendations to the County Council for Institutional treatment were as follows:—

Sanatorium...	29
Hospital	18
				—
Total	47
				—

TABLE I.

The Nurses visited the homes of the following cases and advised the patients on the questions of environment and preventive measures:—

Insured Persons	1,219
Non-Insured Persons	1,070
				—
Total	2,289
				—

TABLE J.

Patients discharged during the year :—

		Insured.		Non-Insured.
Arrested	16	...	15
Improved	18	...	21
"In statu quo"	17	...	9
Moved away	13	...	5
Transferred to other districts.		11	...	12
Ceased attending	11	...	3
Transferred to Domiciliary treatment	15	...	3
Transferred to Institutions	11	...	12
From Tubercular	3	...	—
Totals	115	...	80

TABLE K.

OCCUPATIONS OF 318 NEW CASES.

Ex-Services	... 73	Brassfinisher	... 1	Chemist	... 1
Labourers	... 24	Factory hands	... 31	Glass Polisher	... 1
Printers	... 19	Bakers	... 2	Insurance agents	5
Packers	... 7	Bath Attendant	... 1	Bootmakers	... 3
Porters	... 8	Warehousemen	... 14	Painters	... 3
Clerks	... 17	Postmen	... 2	Theatre Attendants	2
Domestics	... 19	Tailors	... 7	Lay Reader	.. 1
Machinists	... 14	Photographer	... 1	Sawyer	... 1
Foremen	... 3	Waiters	... 4	Furriers	... 2
Shop Assistants	... 8	Carmen	... 1	Steward	... 1
Electricians	... 4	Motor Driver	... 1	Police	... 1
Engineers	... 14	Caretaker	... 1	Butcher	... 1
Munitioneers	... 6	Musician	... 2	Milliner	... 1
Nurse	... 1	Hawkers	... 2	Laundry Hand	... 1

TABLE L.

Death-rate from Pulmonary Tuberculosis for Southwark compared with London as a whole :—

Southwark	2.38	per 1000
London.	1.68	do.

TABLE M.

Notification of fresh cases of Pulmonary Tuberculosis :—

1912	1913	1914	1915	1916	1917	1918
911	... 775	... 653	... 634	... 639	... 685	... 579

TABLE N.

Deaths from Pulmonary Tuberculosis:—

1912	1913	1914	1915	1916	1917	1918
345	359	330	388	391	392	381

TABLE O.

Cases referred to Hospitals:—

		Insured.	Non-insured.
St. Thomas's	...	3	0
Brompton	...	3	0
Infirmery	...	3	1
Guy's	...	2	5
Gt. Ormonde Street	...	—	0

TABLE P.

Sexes of notified new cases of Pulmonary Tuberculosis:—

Males	357
Females	222
			<hr/> 579 <hr/>

TABLE Q.

Patients still attending the Dispensary on December 31st, 1918:—

Insured Persons	396
Non-Insured Persons...	273
			<hr/>
Carried forward to 1919...		...	669 <hr/>

