

**[Report of the Medical Officer of Health for Paddington].**

**Contributors**

Paddington (London, England). Parish. Vestry.

**Publication/Creation**

1887.

**Persistent URL**

<https://wellcomecollection.org/works/aww7c54p>

**Provider**

London Metropolitan Archives

**License and attribution**

This material has been provided by City of London, London Metropolitan Archives where the originals may be consulted. You have permission to make copies of this work under a Creative Commons, Attribution, Non-commercial license.


Non-commercial use includes private study, academic research, teaching, and other activities that are not primarily intended for, or directed towards, commercial advantage or private monetary compensation. See the Legal Code for further information.

Image source should be attributed as specified in the full catalogue record. If no source is given the image should be attributed to Wellcome Collection.



Wellcome Collection  
183 Euston Road  
London NW1 2BE UK  
T +44 (0)20 7611 8722  
E [library@wellcomecollection.org](mailto:library@wellcomecollection.org)  
<https://wellcomecollection.org>

Vestry of Paddington.



---

---

ANNUAL REPORT,  
1886-87.

---

*(For the Year ending March 25th, 1887.)*

---

WITH AN APPENDIX.

---

---

VESTRY HALL, HARROW ROAD, W.

*Published by Order of the Vestry.*

---

1887.

Journal of the Board of Directors

ANNUAL REPORT

1980-81

VOLUME VI - APPENDIX

WILLIAM H. BROWN

1981

# Contents.

---

INTRODUCTION—	Page
Boundary and extent of Paddington, and general information .. .. .	5
ANNUAL REPORT OF THE VESTRY .. .. .	10
POSTSCRIPT—	
Constitution of the Vestry, Committees, &c., after the Elections in May, 1887 .. .. .	17
Alphabetical List of Vestrymen .. .. .	23
List of Guardians of the Poor .. .. .	24
APPENDIX—	
Report of the Medical Officer of Health .. .. .	27
Report of the Surveyor .. .. .	49
Report of the Inspector of Public Lighting.. .. .	65
Report of the Superintendent of the Works Department .. .. .	79
Abstract of Accounts .. .. .	97
Accounts of the Paddington Charities .. .. .	116
Schedule of the Paddington Charities, with names of Trustees .. .. .	125

# Contents

1	Introduction
5	Boundary and extent of Lighthouse and general information
10	Annual Report on the Year
15	Committee of the Yearly Committee for the Lighthouse in May 1887
22	Alphabetical List of Lighthouses
24	List of Lighthouses of the Year
27	Report of the Medical Officer of Health
30	Report of the Surveyor
34	Report of the Inspector of Public Lighting
38	Report of the Superintendent of the Works
41	Abstract of Accounts
45	Accounts of the Lighthouse Charities
48	Report of the Lighthouse Charities with names of Trustees

## Introduction.

---

THE PARISH OF PADDINGTON, in the County of Middlesex, extends Northward from the Marble Arch to Kilburn Gate; and Westward from the Marble Arch to Kensington Palace Gardens; it is bounded on the North by Willesden; on the South by St. George's, Hanover Square, and St. Margaret, Westminster; on the East by Marylebone; and on the West by Kensington and the detached portion of St. Luke, Chelsea; its length from North to South being nearly Two Miles, and its superficial extent about 1,280 acres.

In 1855 the Vestry of Paddington was reconstituted as the Local Authority of the Parish by the Metropolis Local Management Act (18 and 19 Victoria, cap. 120), and as one of the Metropolitan Local Authorities it returns Two Members to the Metropolitan Board of Works.

The Vestry consists of Seventy-two Elected Members and the Vicar of Paddington, who is *ex-officio* Chairman of the Vestry. The ordinary meetings of the Vestry are held at the Vestry Hall, Harrow Road, Paddington Green, on the first and third Tuesdays in each month, the third Tuesday in August and the first Tuesday in September excepted.

Paddington is divided into Four Wards, as follows, viz. :--

WARD No. 1 :—All that portion of the Parish which lies within a line drawn along the centre of Harrow Road from the point at which the same intersects the boundary of the said Parish,

and thence along the centre of such Road to a point directly opposite the centre of the Road on Westbourne Terrace Bridge, and thence along the centre of such Road and of Westbourne Terrace, to the centre of Bishop's Road, and thence Westward along the centre of Bishop's Road and Westbourne Grove to the West boundary of the said Parish at the point where the same intersects the centre of Westbourne Grove, and thence Northward continuously along the said boundary to the point mentioned at the commencement of the foregoing description.

WARD No. 2 :—All that portion of the said Parish which lies North of Ward No. 1 and a line drawn from the boundary of such Ward Southward along the centre of Westbourne Terrace to a point directly opposite the West end of the centre of Craven Road, and thence along the centre of Craven Road and Praed Street, and thence in a direct line to the boundary of the said Parish.

WARD No. 3 :—All that portion of the said Parish which lies South of Ward No. 1 and a line drawn from the boundary of such Ward Southward along the centre of Westbourne Terrace, Sussex Gardens, and Westbourne Street, and thence in a direct line to the boundary of the said Parish.

WARD No. 4 :—All that portion of the said Parish which is not comprised within the foregoing descriptions of the other Wards.

For the purposes of Rate Collection, Ward No. 2 has been sub-divided as follows :—

WARD No. 2A EAST :—All that portion of the Ward lying North of the canal and South of a line drawn through the centre of Sutherland Avenue from Harrow Road to Shirland Road, and East of a line drawn along the centre of Shirland Road from Sutherland Avenue to Kilburn Park Road.

WARD NO. 2A WEST :—All that portion of the Ward lying North of a line drawn along the centre of Sutherland Avenue from Harrow Road to Shirland Road, and West of a line drawn along the centre of Shirland Road from Sutherland Avenue to Kilburn Park Road.

WARD No. 2B :—All that portion of the Ward lying South of the line of the Grand Junction and Regent Canals from Maida Vale to Lock Bridge, Harrow Road.

The population of Paddington, at the Census taken in 1881, was as follows, viz. :—

Ward No. 1 .. ..	27,921
„ „ 2 .. ..	45,879
„ „ 3 .. ..	17,918
„ „ 4 .. ..	15,500
	<hr/>
Making a total of	<u>107,218</u>

The number of inhabited houses was 13,231.

In 1852 the Vestry resolved to erect a new building for the purposes of the Parish, and in 1853 the Vestry Hall in the Harrow Road was opened.

In 1870 Paddington and the parishes of St. Marylebone, St. Pancras, and St. John, Hampstead, were formed into one of the Metropolitan Districts for the purposes of the Elementary Education Act (33 and 34 Victoria, cap. 75), under the name of the Marylebone Division of the School Board for London, which Division returns Seven Members to the School Board.

In 1871 Paddington adopted the Baths and Wash-houses Act (9 and 10 Victoria, cap. 74), and the Baths and Wash-houses erected in the Queen's Road, on the site of premises formerly numbered 143 and 145 were opened to the public in 1874. The Baths and Wash-houses are under the management of Nine Commissioners appointed by the Vestry.



In 1885 Paddington was constituted a separate Parliamentary Borough by the Redistribution of Seats Act (48 and 49 Victoria, cap. 23). The Borough returns Two Members to Parliament, and for the purposes of election it is divided into Two Divisions, under the names of North Paddington and South Paddington. North Paddington consists of Ward No. 2, and South Paddington of Wards Nos. 1, 3, and 4.

The following are the particulars of the Parliamentary Elections which have taken place in the Borough, viz. :—

#### NORTH PADDINGTON.

1885, November.—LIONEL L. COHEN, M.P.

1886, June.—                   "                   "

#### SOUTH PADDINGTON.

1885, November.—Right Hon. Lord RANDOLPH CHURCHILL, M.P.

1886, June.—                   "                   "                   "

The Registrar-General has divided Paddington into two Districts for the Registration of Births and Deaths, called respectively the St. Mary's District and the St. John's District. The divisional line of the two districts traverses the centre of the road in Praed Street, from Edgware Road to the Canal Basin, continues thence along the centre of the Canal Basin as far as the Bishop's Road, and passes Westward from thence along the centre of the Bishop's Road and Westbourne Grove to the Western boundary of the Parish; the St. Mary's District lying on the North and the St. John's District on the South of such divisional line.

The Paddington Cemetery is situated in the parish of Willesden, and is managed by a Burial Board, consisting of Nine Members appointed by the Vestry. The ordinary meetings of the Burial Board are held at the Vestry Hall on the first Thursday in each month.

The Paddington Workhouse and Infirmary are situate in the Harrow Road; the management is in the hands of Eighteen Elected Guardians, together with the resident Justices of the Peace. Paddington is united with St. George, Hanover Square, and Fulham, to form a District called the West London School District. The Schools for the Workhouse children are at Ashford, near Staines.

There are Fifteen Ecclesiastical Districts in Paddington, as follows, viz. :—

St. James's,	All Saints',	Christ Church,
„ John's,	St. Matthew's,	St. Mary Magdalene,
„ Mary's,	„ Luke's,	„ Peter's,
Holy Trinity,	„ Saviour's,	„ Stephen's,
St. Paul's,	„ Michael and All Angels,	„ Augustine's.

The Gas consumed in Paddington is supplied by The Gas Light and Coke Company, and the Water by two Companies, viz. :—the Grand Junction Waterworks Company and the West Middlesex Waterworks Company.

There are certain charities under the control of the Vestry, managed by Trustees appointed by the Vestry and the Charity Commissioners, and having an annual income of over Two Thousand Pounds, which is yearly distributed to the Poor in Coals and Blankets, in Grants to the Parochial National Schools, in apprenticing sons and daughters of poor parishioners, and in Annuities to aged persons resident in the Parish, &c.

The Rates levied in Paddington since 1855 have been as follows :—

	s.	d.		£
For the year 1856 ..	2	1	} based upon a rateable value of }	522,570
1857 ..	2	6		538,879
1858 ..	2	4		582,995
1859 ..	2	7		605,382
1860 ..	3	0		625,479

	s.	d.		£
For the year 1861..	2	8	} based upon a rateable value of }	643,063
1862..	2	8		617,840
1863..	2	8 $\frac{1}{2}$	646,256	
1864..	3	0	663,172	
1865..	3	0	685,434	
1866..	3	2	704,714	
1867..	3	6	729,838	
1868..	3	5 $\frac{1}{2}$	740,686	
1869..	3	9	759,158	
1870..	4	0	773,524	
1871..	3	4	954,868	
1872..	3	1 $\frac{1}{2}$	968,340	
1873..	3	4 $\frac{1}{2}$	984,582	
1874..	3	7 $\frac{1}{2}$	995,009	
1875..	3	6	1,004,095	
1876..	3	6	1,091,656	
1877..	3	6 $\frac{1}{2}$	1,098,262	
1878..	3	7	1,115,550	
1879..	3	9	1,125,644	
1880..	3	11 $\frac{1}{2}$	1,140,100	
1881..	3	10	1,214,844	
1882..	3	10	1,234,626	
1883..	4	0	1,243,708	
1884..	4	2	1,249,968	
1885..	4	6 $\frac{1}{2}$	1,259,732	
1886..	4	5	1,276,254	

Under the  
Provisions of  
the Valuation  
(Metropolis)  
Act, 1869.



## The Vestry of Paddington.

---

# Annual Report, 1887.

(For the Year ending 25th March, 1887.)

---

During the year the Vestry has been constituted as follows, viz. :—

*Chairman.*

Rev. WALTER ABBOTT, M.A., Vicar of Paddington (*ex-officio*).

*Churchwardens.*

JOHN WILLIAMS. | WILLIAM HENRY MILLS.

*Overseers.*

RICHARD HENRY JACKSON. | WILLIAM LONG.

*Representatives of the Vestry on the Metropolitan Board of Works.*

THOMAS GEORGE FARDELL. | WILLIAM URQUHART.

### ELECTED MEMBERS FOR WARD No. 1.

*FOR ONE YEAR.*

ANDERSON, JAMES PORTER. | FLOOD, JAMES (*deceased*).  
 BELL, SAMUEL. | PLIMLEY, FRANCIS.  
 WILLIAMS, JOHN.

*FOR TWO YEARS.*

BUTLER, FREDERICK. | KILVERT, JAMES SMITH.  
 HANNEY, WILLIAM. | LONG, WILLIAM.  
 MIDDLEWEEK, THOMAS.

## FOR THREE YEARS.

BURLEY, JOHN.  
MOORE, ENOCH.

OWEN, WILLIAM.  
RECORD, JOHN CLARKE.

SEWARD, RICHARD.

*Auditor*—VICKERMAN, WILLIAM JOHN, 82, Westbourne Grove.

## ELECTED MEMBERS FOR WARD No. 2.

## FOR ONE YEAR.

COLE, SAMUEL.  
JACKSON, RICHARD HENRY.  
JEPHSON, NATHANIEL A.  
LANGRIDGE, WILLIAM JOHN.

LILLEY, THOMAS (*resigned*).  
SMITH, DAVID.  
URQUHART, WILLIAM.  
WILKINSON, HENRY.

## FOR TWO YEARS.

BURLEY, CHARLES.  
DICKINSON, WILLIAM.  
ELLIS, WILLIAM.  
HARDING, FREDERICK THOMAS.

HUNT, CHARLES.  
SEE, CHARLES. [LL.D.  
SPENCER, REV. R. FRANKLIN,  
TREADWELL, THOMAS.

## FOR THREE YEARS.

BEVERLY, MICHAEL PILCH.  
BICKER-CAARTEN, ALFRED G.  
JUDGE, MARK HAYLER.  
MYERS, HENRY HART.

PECOVER, JOHN PERRY.  
SPENCER, HENRY ARGYLE.  
THOMAS, DR. GEO. DANFORD.  
WHUR, ROBERT FREDERICK.

*Auditor*—DAVEY, HENRY BARTON, 39, Bridge Place.

## ELECTED MEMBERS FOR WARD No. 3.

## FOR ONE YEAR.

ABBOTT, JOHN.  
BLAIR, Col. H. FRANCIS, R.E.  
BUSH, Dr. RICHARD H.

HARRIS, GEORGE D.  
JESSOP, Deputy-Surgeon-  
General CHARLES MOORE.

SEGGER, THOMAS (*deceased*).

## FOR TWO YEARS.

BARCHARD, Col. CHAS. H., C.B.  
BOYD, ARCHIBALD.  
BRITTAIN, JAMES WINTER.

CLARKE, WILLIAM.  
COLLINS, EUGENE.  
HAWES, ROBERT.

## FOR THREE YEARS.

COLLINS, HENRY HYMAN.

CRITCHETT, CHARLES.

EDMESTON, JAMES.

FARMER, JAMES.

FOXLEY, FREDERICK.

TURNER, ALBERT HENRY.

*Auditor*—BRUNEL, ISAMBARD, D.C.L., 15, Devonshire Terrace.

## ELECTED MEMBERS FOR WARD No. 4.

## FOR ONE YEAR.

BOYLE, RICHARD VICARS, C.S.I.

COHEN, BENJAMIN LOUIS.

MILLS, WILLIAM HENRY.

LANGRIDGE, WILLIAM.

LOCOCK, Sir C. BRODIE, Bart.

## FOR TWO YEARS.

FERRIER, ALEXANDER JOHN

*(deceased)*.

HILL, CHARLES JOHN.

HILL, JAMES EARDLEY.

KENYON, JAMES HAROLD.

WYATT, HUGH PENFOLD, J.P.

## FOR THREE YEARS.

ANDERSON, THOMAS SHERMAN

FARDELL, THOMAS GEORGE.

PARRY, THOMAS.

GRIFFITH, CHARLES M., Q.C.

HOOPER, WILLIAM SWIFT.

*Auditor*—FOXWELL, ALEXANDER WILLIAM, 147, Edgware Road.

## OFFICERS OF THE VESTRY.

---

Vestry Clerk .. .. .	..	..	..	..	..	FRANK DETHRIDGE.
First Assistant .. .. .	..	..	..	..	..	WILLIAM DAVISON.
Second do. .. .. .	..	..	..	..	..	ARTHUR WM. JAMES RUSSELL.
Third do. .. .. .	..	..	..	..	..	THOMAS WILLIAM TURNER.
Fourth do. .. .. .	..	..	..	..	..	CHARLES ALFRED THAIN.
Junior Clerk .. .. .	..	..	..	..	..	ARTHUR JAMES CROXFORD.
Surveyor .. .. .	..	..	..	..	..	GEORGE WESTON.
First Assistant .. .. .	..	..	..	..	..	RIMELL GADSDEN.
Second do. .. .. .	..	..	..	..	..	THOMAS WHITE.
Clerk of Works .. .. .	..	..	..	..	..	JOHN CONWAY.
Accountant, Surveyor's Department,						GILBERT HARNDEN.
Clerk in Surveyor's Department ..	..					ARTHUR JOHN GARNER.
Superintendent of Stone Yard ..	..					JAMES STEVENS.
Medical Officer of Health .. ..	..	..				JAMES STEVENSON, M.D.
Inspector of Nuisances and Inspector						
under the Canal Boats Act ..	..					CHARLES JOHN BIORN.
Inspector of Nuisances .. .. .	..	..	..	..	..	WILLIAM HEARNE.
Public Analyst . . . . .	..	..	..	..	..	ALFRED WALTER STOKES.
Inspector under the provisions of the						
Sale of Food and Drugs Act ..	..					THOMAS HENRY BEASLEY.
Book-keeper and Checking Clerk,						
Works Department .. .. .	..	..	..	..	..	HENRY WILLIAM SAWYER.
Assistant Clerk do. .. .. .	..	..	..	..	..	WILLIAM TOWNSEND.
Collectors	{	Ward No. 1 .. .. .	..	..	..	JOHN MITCHELL HUISH.
		Ward No. 2A East .. .. .	..	..	..	ARTHUR JOHN WHITE.
		Ward No. 2A West .. .. .	..	..	..	AUGUSTUS SALES.
		Ward No. 2B .. .. .	..	..	..	JAMES WILLIAM CUFF.
		Ward No. 3 .. .. .	..	..	..	JOHN GORDON.
		Ward No. 4 .. .. .	..	..	..	ROBERT CHEADLE.
Vestry Hall Keeper .. .. .	..	..	..	..	..	WILLIAM MATTHEWS.
Beadles .. .. .	{					GEORGE DARLEY OSTERFIELD.
						JOHN CROXFORD.

## RATES LEVIED DURING 1886.

Date.	Poor.	Lighting.	General.	Sewers.	Metro. Consoli- dated.	TOTAL.
April .. .. .	d. 11½	d. 1	d. 10½	..	d. 3½	s. d. 2 2½
October .. .. .	11½	½	10½	..	4	2 2½
TOTAL . . . .	1s. 11d.	1½d.	1s. 9d.	..	7½d.	4s. 5d.

The Rateable Value of the Parish, based upon the Rate made in October, 1886, was £1,276,254.

The number of Borough Voters, according to the Register made in 1886, is as follows :—

North Paddington	.. ..	5,628
South Paddington	.. ..	5,456

TOTAL .. 11,084

The number of County Voters in Paddington is 84.

The number of Persons in Paddington returned in the Jury List presented to the Justices of the Peace on the 27th day of September, 1886, amounted to 5,586.

During the year 36 Meetings of the Vestry, and 133 Meetings of the various Committees have been held, making a total of 169 Meetings.

The Works, sanitary and otherwise, carried into effect during the year, appear in the Reports of the respective officers, these Reports, together with the documents required by the 198th Section of the Metropolis Local Management Act, 1855, are printed as an Appendix to this Report, as follows, viz. :—Reports of the Medical Officer of Health, the Surveyor, the Inspector of Public Lighting, and the Superintendent of the Works Department ; the Cash Account in Abstract ; Accounts of the Paddington Charities and a Schedule of these Charities, with the names of the Trustees.

*By order,*

FRANK DETHRIDGE,

VESTRY HALL, HARROW ROAD,

*Vestry Clerk.*

*1st July, 1887.*



## LIST OF FURNITURE IN THE VESTRY HALL.

## BOARD ROOM.

39 Chairs (leather)  
 2 Benches (leather)  
 Large Table  
 4 Small Tables  
 Screens  
 Curtains  
 Clock  
 Carpet

## LARGE COMMITTEE ROOM.

19 Chairs (leather)  
 17 do. (Windsor)  
 Table  
 Carpet  
 2 Forms (cloth)  
 Umbrella Stand  
 Clock

## SMALL COMMITTEE ROOM.

18 Chairs (leather)  
 Table  
 Carpet  
 Clock  
 Umbrella Stand

## BURIAL BOARD OFFICE.

Table  
 2 Chairs (leather)  
 3 do. (Windsor)  
 2 Forms (cloth)

## OUTER HALL.

Table  
 2 Desks  
 2 Stools  
 2 Benches  
 4 Forms  
 4 Chairs (Windsor)  
 Umbrella Stand  
 Clock

## VESTRY CLERK'S OFFICE.

Desk  
 2 Tables  
 Pigeon Holes  
 2 Waggons  
 5 Deed Boxes  
 Carpet  
 Umbrella Stand  
 Clock  
 6 Chairs (leather)  
 Pictures and Engravings  
 Table with Vestry Seal

## ASSISTANTS' OFFICE.

Large Desk  
 2 Pedestal Tables  
 3 Book Cases  
 Copying Press  
 2 Chairs (leather)  
 2 do. (Windsor)  
 4 Stools  
 Clock  
 Umbrella Stand

FRANK DETHRIDGE,

*Vestry Clerk.*

VESTRY HALL, HARROW ROAD,

July 1st, 1887.

## Postscript.

After the Vestry Election in May, 1887, the Vestry was constituted as follows, viz. :—

*Chairman.*

The Rev. WALTER ABBOTT, M.A., Vicar of Paddington.  
57, Sussex Gardens (*ex-officio*).

*Churchwardens.*

JOHN WILLIAMS .. .. 171, Portsdown Road.  
WILLIAM HENRY MILLS .. .. 19, Cambridge Terrace.

*Overseers.*

RICHARD HENRY JACKSON .. 128, Elgin Avenue.  
WILLIAM LONG .. .. 1, Kildare Gardens.

*Representatives of the Vestry on the Metropolitan Board of Works.*

THOMAS GEORGE FARDELL .. 30, Oxford Square.  
WILLIAM URQUHART .. .. 107, Portsdown Road.

### Elected Members for Ward No. 1.

*FOR ONE YEAR.*

BUTLER, FREDERICK .. .. 37 & 39, Porchester Road.  
HANNEY, WILLIAM .. .. 44 & 46, Westbourne Grove.  
KILVERT, JAMES SMITH .. .. 72, Queen's Road.  
LONG, WILLIAM .. .. 1, Kildare Gardens.  
MIDDLEWEEK, THOMAS .. .. 5 & 8, Pickering Place.

*FOR TWO YEARS.*

BURLEY, JOHN .. .. 10, Courtnell Street.  
MOORE, ENOCH .. .. 17A, Great Western Terrace.  
OWEN, WILLIAM .. .. 12A & 14A, Westbourne Grove.  
RECORD, JOHN CLARKE .. .. 21 & 25, Westbourne Grove.  
SEWARD, RICHARD .. .. 14 & 16, Westbourne Grove.

## FOR THREE YEARS.

ANDERSON, JAMES PORTER	.. 10, Richmond Road.
BELL, SAMUEL .. .. .	.. 21, Porchester Road.
FLOOD, JAMES WILLIAM .. ..	.. 24, Burlington Road, and 8, Westbourne Grove.
PLIMLEY, FRANCIS .. .. .	.. 1, Richmond Road.
WILLIAMS, JOHN .. .. .	.. 171, Portsdown Road.
<i>Auditor</i> —VICKERMAN, WILLIAM JOHN, 82, Westbourne Grove.	

## Elected Members for Ward No. 2.

## FOR ONE YEAR.

BURLEY, CHARLES .. .. .	.. 155, Harrow Road.
DICKINSON, WILLIAM .. .. .	.. 120, Portsdown Road.
ELLIS, WILLIAM .. .. .	.. 40, Clifton Gardens.
HARDING, FREDERICK THOMAS	.. 14, Porteus Road.
HUNT, CHARLES .. .. .	.. 51, Hall Place.
SEE, CHARLES .. .. .	.. 353, Edgware Road.
SPENCER, REV. ROBERT FRANKLIN, LL.D.,	22, Clarendon Gardens.
TREADWELL, THOMAS .. .. .	.. 11, Amberley Wharves.

## FOR TWO YEARS.

BEVERLY, MICHAEL PILCH .. ..	.. 308, Harrow Road.
BICKER-CAARTEN, ALFRED GERARD,	2, Warrington Gardens.
JUDGE, MARK HAYLER .. .. .	.. 8, Park Place Villas.
MYERS, HENRY HART .. .. .	.. 93, Shirland Road.
PECOVER, JOHN PERRY .. .. .	.. 261, Harrow Road.
SPENCER, HENRY ARGYLE .. ..	.. 19, Shirland Road. [Terr.
THOMAS, DR. GEO. DANFORD ..	.. Park Lodge, 68, St. Mary's
WHUR, ROBERT FREDERICK .. ..	.. 270, Harrow Road.

## FOR THREE YEARS.

COLE, SAMUEL .. .. .	.. 23, Porchester Road.
HUMFRESS, SILLS JAMES .. ..	.. 96, Church Street.
JACKSON, RICHARD HENRY .. ..	.. 128, Elgin Avenue.
JEPHSON, NATHANIEL A. .. ..	.. 66, Portsdown Road.
LANGRIDGE, WILLIAM JOHN .. ..	.. 13, Chilworth Street.
TOWNSEND, SOLOMON .. .. .	.. 5, Chichester Place.
URQUHART, WILLIAM .. .. .	.. 107, Portsdown Road, and 327, Edgware Road.
WILKINSON, HENRY .. .. .	.. 7, Porteus Road.
<i>Auditor</i> —LAMBLE, M. THOMAS, 12, Chichester Street.	

## Elected Members for Ward No. 3.

## FOR ONE YEAR.

BARCHARD, COL. CHARLES HENRY, C.B.	106, Glo'ster Terrace.
BRITTAI, JAMES WINTER .. ..	.. 36, Inverness Terrace.

CLARKE, WILLIAM .. .. 1, Coburg Place.  
 COLLINS, EUGENE .. .. 38, Porchester Terrace.  
 HAWES, ROBERT .. .. 1A, Moscow Road.  
 LEES, Maj.-Gen. WILLIAM MUNNINGS, 97, Sutherland Avenue.

*FOR TWO YEARS.*

COLLINS, HENRY HYMAN .. .. 5, Randolph Road.  
 CRITCHETT, CHARLES .. .. 24, Glo'ster Place.  
 EDMESTON, JAMES .. .. 49, Inverness Terrace.  
 FARMER, JAMES .. .. 6, Porchester Gate.  
 FOXLEY, FREDERICK .. .. 26, Leinster Terrace.  
 TURNER, ALBERT HENRY .. .. 2, Leinster Gardens.

*FOR THREE YEARS.*

ABBOTT, JOHN .. .. Braemar House, Lancaster Gate.  
 BLAIR, Col. HENRY FRANCIS, R.E., 1, Clarendon Place.  
 BUSH, RICHARD HAKE, M.D. .. 6, Glo'ster Terrace.  
 ETHERINGTON, STEPHEN .. .. 18, Lancaster Street.  
 HARRIS, GEORGE DAVID .. .. 32, Inverness Terrace.  
 JESSOP, Deputy - Surgeon - General  
     CHARLES MOORE .. .. 98, Sutherland Avenue.  
*Auditor*—BRUNEL, ISAMBARD, D.C.L., 15, Devonshire Terrace.

**Elected Members for Ward No. 4.**

*FOR ONE YEAR.*

HILL, CHARLES JOHN .. .. 43, Cambridge Street.  
 HILL, JAMES EARDLEY .. .. 6, Oxford Square.  
 KENYON, JAMES HAROLD .. .. 45, Edgware Road.  
 NOVERRE, Col. WILLIAM .. .. 1, Norfolk Crescent.  
 WYATT, HUGH PENFOLD, J.P. .. 18, Oxford Square.

*FOR TWO YEARS.*

ANDERSON, THOMAS SHERMAN .. 31, Edgware Road.  
 FARDELL, THOMAS GEORGE .. .. 30, Oxford Square.  
 GRIFFITH, CHARLES MARSHALL, Q.C. 31, Hyde Park Square.  
 HOOPER, WILLIAM SWIFT .. .. 40, Connaught Street.  
 PARRY, THOMAS .. .. 79, Oxford Terrace.

*FOR THREE YEARS.*

BRUTTON, Major ROBT. ABERNETHIE, 27, Southwick Street.  
 COHEN, BENJAMIN LOUIS .. .. 30, Hyde Park Gardens.  
 LANGRIDGE, WILLIAM .. .. 13, Craven Road.  
 LOCOCK, Sir CHARLES BRODIE, Bart. 22, Glo'ster Square.  
 MILLS, WILLIAM HENRY .. .. 19, Cambridge Terrace.  
*Auditor*—CALDER-TURNER, FRANCIS, 1, Bathurst Street.

## STANDING COMMITTEES, &c., June, 1887.

### Finance Committee.

THE CHURCHWARDENS, THE OVERSEERS, AND THE REPRESENTATIVES OF THE VESTRY ON THE METROPOLITAN BOARD OF WORKS, together with—

ANDERSON, JAMES PORTER.	KENYON, JAMES HAROLD.
BARCHARD, Col. CHAS. HENRY, C.B.	KILVERT, JAMES SMITH.
BURLEY, JOHN.	LANGRIDGE, WILLIAM JOHN.
ETHERINGTON, STEPHEN.	NOVERRE, Col. WILLIAM.
HANNEY, WILLIAM.	SEWARD, RICHARD.
HUNT, CHARLES.	SPENCER, HENRY ARGYLE.
JEPHSON, NATHANIEL A.	WHUR, ROBERT FREDERICK.
JESSOP, Dep. Surg.-Gen. CHAS. M.	WILKINSON, HENRY.

*Chairman*—HENRY ARGYLE SPENCER.

*Vice-Chairman*—Col. CHAS. HY. BARCHARD, C.B.

### Highway and Works Committee.

THE CHURCHWARDENS, THE OVERSEERS, AND THE REPRESENTATIVES OF THE VESTRY ON THE METROPOLITAN BOARD OF WORKS, together with—

BURLEY, CHARLES.	LANGRIDGE, WILLIAM JOHN.
BUSH, RICHARD H., M.D.	LOCOCK, Sir CHAS. BRODIE, Bart.
CLARKE, WILLIAM.	MIDDLEWEEK, THOMAS.
ELLIS, WILLIAM.	MOORE, ENOCH.
FLOOD, JAMES WILLIAM.	MYERS, HENRY HART.
FOXLEY, FREDERICK.	PLIMLEY, FRANCIS.
HILL, JAMES EARDLEY.	SPENCER, HENRY ARGYLE.
HUMFRESS, SILLS JAMES.	TOWNSEND, SOLOMON.
HUNT, CHARLES.	TREADWELL, THOMAS.
JESSOP, Dep. Surg.-Gen. CHAS. M.	WHUR, ROBERT FREDERICK.
KENYON, JAMES HAROLD.	WILKINSON, HENRY.
KILVERT, JAMES SMITH.	WYATT, HUGH PENFOLD, J.P.
LANGRIDGE, WILLIAM.	

*Chairman*—JOHN WILLIAMS.

*Vice-Chairman*—ROBERT FREDERICK WHUR.

## Sanitary and Public Health Committee.

THE CHURCHWARDENS, THE OVERSEERS, AND THE REPRESENTATIVES OF THE VESTRY ON THE METROPOLITAN BOARD OF WORKS, together with—

BARCHARD, Col. CHAS. HENRY, C.B.	FOXLEY, FREDERICK.
BURLEY, JOHN.	HARDING, FREDERICK THOMAS.
COLE, SAMUEL.	HARRIS, GEORGE DAVID.
COLLINS, HENRY HYMAN.	HUMFRESS, SILLS JAMES.
CRITCHETT, CHARLES.	LANGRIDGE, WILLIAM.
DICKINSON, WILLIAM.	PARRY, THOMAS.
ETHERINGTON, STEPHEN.	THOMAS, Dr. GEORGE DANFORD.
FLOOD, JAMES WILLIAM.	TREADWELL, THOMAS.

*Chairman*—Dr. GEORGE D. THOMAS.

*Vice-Chairman*—GEORGE D. HARRIS.

## Legal and Parliamentary Committee.

THE CHURCHWARDENS, THE OVERSEERS, AND THE REPRESENTATIVES OF THE VESTRY ON THE METROPOLITAN BOARD OF WORKS, together with—

BLAIR, Col. HENRY FRANCIS, R.E.	HILL, JAMES EARDLEY.
BUSH, RICHARD H., M.D.	HOOPER, WILLIAM SWIFT.
COLE, SAMUEL.	JEPHSON, NATHANIEL A.
COLLINS, EUGENE.	JUDGE, MARK HAYLER.
ELLIS, WILLIAM.	LOCOCK, Sir CHAS. BRODIE, Bart.
FARMER, JAMES.	MYERS, HENRY HART.
GRIFFITH, CHARLES MARSHALL, Q.C.	SPENCER, Rev. R. FRANKLIN, LL.D.
HARRIS, GEORGE DAVID.	WYATT, HUGH PENFOLD, J.P.

*Chairman*—Sir CHARLES BRODIE LOCOCK, Bart.

*Vice-Chairman*—JAMES EARDLEY HILL.

## Members of the Assessment Committee.

APPOINTED PURSUANT TO THE PROVISIONS OF THE VALUATION (METROPOLIS) ACT, 1869.

BARCHARD, Col. CHAS. HENRY, C.B.	LANGRIDGE, WILLIAM.
BUSH, RICHARD H., M.D.	LANGRIDGE, WILLIAM JOHN.
ELLIS, WILLIAM.	MOORE, ENOCH.
FOXLEY, FREDERICK.	SPENCER, HENRY ARGYLE.
HOOPER, WILLIAM SWIFT.	WHUR, ROBERT FREDERICK.
JACKSON, RICHARD HENRY.	WILKINSON, HENRY.

*Chairman*—Col. CHAS. HY. BARCHARD, C.B.

*Vice-Chairman*—RICHARD HENRY JACKSON.

## Members of the Burial Board.

### *FOR ONE YEAR.*

ANDERSON, JAMES PORTER, 10, Richmond Road.

BURLEY, JOHN, 10, Courtnell Street.

WILKINSON, HENRY, 7, Porteus Road.

### *FOR TWO YEARS.*

BUSH, RICHARD H., M.D., 6, Glo'ster Terrace.

ELLIS, WILLIAM, 40, Clifton Gardens.

SPENCER, HENRY ARGYLE, 19, Shirland Road.

### *FOR THREE YEARS.*

COLE, SAMUEL, 23, Porchester Road.

PARRY, THOMAS, 79, Oxford Terrace.

PLIMLEY, FRANCIS, 1, Richmond Road.

## Commissioners for Public Baths and Washhouses.

### *FOR ONE YEAR.*

FISHER, THOMAS, 51, Talbot Road, and 55, Shirland Road.

WHUR, ROBERT FREDERICK, 270, Harrow Road.

### *FOR TWO YEARS.*

LANGRIDGE, WILLIAM, 13, Craven Road.

WILLIAMS, JOHN, 171, Portsdown Road.

### *FOR THREE YEARS.*

ANDERSON, JAMES PORTER, 10, Richmond Road.

PLIMLEY, FRANCIS, 1, Richmond Road.

WILKINSON, HENRY, 7, Porteus Road.

*Chairman*—JOHN WILLIAMS.

*Vice-Chairman*—THOMAS FISHER.

ALPHABETICAL LIST OF MEMBERS OF THE VESTRY,  
WITH THE WARDS THEY REPRESENT.

	Ward.		Ward.
ABBOTT, Rev. W., <i>Chairman</i>		HUMFRESS, S. J. ...	2
ABBOTT, J. ...	3	HUNT, C. ...	2
ANDERSON, J. P. ...	1	JACKSON, R. H. ...	2
ANDERSON, T. S. ...	4	JEPHSON, N. A. ...	2
BARCHARD, Col. C. H., C.B....	3	JESSOP, Deputy Surgeon-	
BELL, S. ...	1	General C. M. ...	3
BEVERLY, M. P. ...	2	JUDGE, MARK H. ...	2
BICKER-CAARTEN, A. G. ...	2	KENYON, J. H. ...	4
BLAIR, Col. H. F., R.E. ...	3	KILVERT, J. S. ...	1
BRITTAİN, J. W. ...	3	LANGRIDGE, W. ...	4
BRUTTON, Major R. A. ...	4	LANGRIDGE, W. J. ...	2
BURLEY, C. ...	2	LEES, Major-General W. M....	3
BURLEY, J. ...	1	LOCOCK, Sir C. B , Bart. ...	4
BUSH, Dr. R. H. ...	3	LONG, W. ...	1
BUTLER, F. ...	1	MIDDLEWEEK, T. ...	1
CLARKE, W. ...	3	MILLS, W. H. ...	4
COHEN, B. L. ...	4	MOORE, E. ...	1
COLE, S. ...	2	MYERS, H. H. ...	2
COLLINS, E. ...	3	NOVERRE, Col. W. ...	4
COLLINS, H. H. ...	3	OWEN, W. ...	1
CRITCHETT, C. ...	3	PARRY, T. ...	4
DICKINSON, W. ...	2	PECOVER, J. P. ...	2
EDMESTON, J. ...	3	PLIMLEY, F. ...	1
ELLIS, W. ...	2	RECORD, J. C....	1
ETHERINGTON, S. ...	3	SEE, C....	2
FARDELL, T. G. ...	4	SEWARD, R. ...	1
FARMER, J. ...	3	SPENCER, H. A. ...	2
FLOOD, J. W. ...	1	SPENCER, Rev. R. F., LL.D.	2
FOXLEY, F. ...	3	THOMAS, Dr. G. D. ...	2
GRIFFITH, C. M., Q.C. ...	4	TOWNSEND, S....	2
HANNEY, W. ...	1	TREADWELL, T. ...	2
HARDING, F. T. ...	2	TURNER, A. H. ...	3
HARRIS, G. D. ...	3	URQUHART, W. ...	2
HAWES, R. ...	3	WHUR, R. F. ...	2
HILL, C. J. ...	4	WILKINSON, H. ...	2
HILL, J. E. ...	4	WILLIAMS, J. ...	1
HOOPER, W. S. ...	4	WYATT, H. P., J.P. ...	4



LIST OF GUARDIANS OF THE POOR OF THE PARISH  
OF PADDINGTON FOR THE YEAR 1887-1888.

ELECTED GUARDIANS.

BLAIR, Colonel HENRY FRANCIS, R.E.	...	1, Clarendon Place.
CARTER, JOHN CORRIE, Esq.	...	43, Sussex Gardens.
CHARLES, Mrs. AMELIA	...	16, Aldridge Road Villas.
CROFTON, General JAMES, R.E.	...	12, Westbourne Square.
DOBBS, ARCHIBALD E., Esq.	...	34, Westbourne Park.
ELLIS, WILLIAM, Esq.	...	40, Clifton Gardens.
FARMER, JAMES, Esq., J.P....	...	6, Porchester Gate.
FELCE, Dr. STAMFORD	...	Kenmure Lodge, Elgin Avenue.
FULLER, STEPHEN DRAKE, Esq.	...	85, Inverness Terrace.
JEPHSON, NATHANIEL A., Esq.	...	66, Portsdown Road.
JESSOP, Deputy Surg.-Genl. CHARLES M.	...	98, Sutherland Avenue.
MACFARLANE, Dep. Surg.-Genl. DONALD	...	17, Westbourne Park.
MOORE, Mrs. EMILY..	...	19, Park Place Villas.
SAPTE, BRAND, Esq., C.B.	...	116, Gloucester Terrace.
SHERRARD, JAMES CORRY, Esq., J.P.	...	7, Oxford Square.
SMITH, THOMAS, Esq.	...	17, Cambridge Street.
THRURP, GEORGE A., Esq....	...	111, Maida Vale.
WHISH, Major-General HENRY	...	54, Gloucester Gardens.

\* EX-OFFICIO GUARDIANS.

ARNOLD, AUGUSTUS WALTER, Esq.	...	9, Sussex Place.
BARRETO, The Baron HENRY	...	Berkeley House, Cambridge street.
BAYLEY, EDMOND K., Esq.	...	2, Lancaster Street
EDLIN, PETER HENRY, Esq., Q.C.	...	64, Queensboro' Terrace.
FANE, CHARLES T., Esq.	...	7, Norfolk Crescent.
FLEMING, JOHN, Esq.	...	82, Lancaster Gate.
GOODSON, JAMES, Esq.	...	32, Kensington Gardens Square.
GRANT, Colonel WILLIAM L.	...	44, Gloucester Square.
GRAY, JOHN, Esq.	...	4, Westbourne Terrace Road.
HOARE, GERARD NOEL, Esq.	...	43, Warwick Road.
JOHNSTONE, Captain J. GILBERT...	...	39, Hyde Park Square.
LAWRENCE, Alderman Sir JAMES CLARKE, Bart., M.P.	...	75, Lancaster Gate.
LAWRENCE, WILLIAM, Esq., Alderman, M.P.	...	75, Lancaster Gate.

LEWIS, ALFRED D, Esq. ... ..	34, Leinster Gardens.
LUSK, Alderman Sir ANDREW, Bart., M.P.	15, Sussex Square.
LYALL, CHARLES, Esq. ... ..	55, Sussex Gardens.
MONTEFIORE, JOSEPH SEBAG, Esq. ...	40, Westbourne Terrace.
NASH, HENRY, Esq.... ..	15, Sussex Gardens.
NICHOLL, Captain HUME ... ..	32, Connaught Square.
NOBLE, JOHN, Esq. ... ..	50, Westbourne Terrace.
NOEL, The Hon. HENRY LEWIS ... ..	17, Westbourne Terrace.
PIXLEY, STEWART, Esq. ... ..	21, Leinster Gardens.
PLUCKNETT, GEORGE, Esq.... ..	46, Connaught Square.
POLLOCK, Major-General Sir RICHARD, K.C.S.I. ... ..	12, Cambridge Square.
RITCHIE, JAMES T, Esq. ... ..	70, Queensboro' Terrace.
TRENCH, Col. The Hon. WILLIAM LE POER	3, Hyde Park Gardens.

\* The Magistrates acting for the County of Middlesex, and resident in the Parish, are *ex-officio* Members of the Board of Guardians.

AVELING, HENRY F.... .. *Clerk to the Guardians.*

FRANK DETHRIDGE,

*July 1st, 1887.*



THE UNIVERSITY OF CHICAGO  
 LIBRARY  
 540 EAST 57TH STREET  
 CHICAGO, ILL. 60637  
 TEL: 773-936-3100

1885  
 THE UNIVERSITY OF CHICAGO  
 LIBRARY  
 540 EAST 57TH STREET  
 CHICAGO, ILL. 60637  
 TEL: 773-936-3100

Paddington.

---

SANITARY REPORT

FOR THE YEAR

1886.

---

---

BY

JAMES STEVENSON, M.D.

*Medical Officer of Health.*

Washington

SANITARY REPORT

FOR THE YEAR

1886.

JAMES STEVENSON, M.D.

Medical Officer of Health

# TWELFTH ANNUAL REPORT

Of the Medical Officer of Health.

---

*To the Vestry of the Parish of Paddington.*

GENTLEMEN,

During the fifty-two weeks of the registration year ending Saturday, 1st January, 1887, 2,898 births and 2,065 deaths were registered in Paddington.

## *Births.*

Of the 2,898 births, comprising 1,473 male and 1,425 female children, 2,366—1,214 males and 1,152 females—were registered in St. Mary's, and 532—259 males and 273 females—in St. John's Sub-district.

The proportion of the sexes of the children born in the Parish during the year 1886 was 100 males to 97 females, whereas in the Metropolis it was 100 males to 96 females.

In St. Mary's Sub-district the proportion was 100 males to 95 females, and in St. John's 100 males to 105 females.

The births were most numerous during the first and least so in the fourth quarter of the year.

The ratio of births to the entire population of the Parish was 1 to every 39 inhabitants, or 25·6 per 1,000 persons of all ages.

In St. Mary's Sub-district the ratio of births to the population was 1 to every 32 persons living, or 31·0 per 1,000.

In St. John's the ratio of births to population was 1 to 69, or 14·4 per 1,000 inhabitants.

Some of the preceding particulars are shown in the subjoined table:—

Sub-District.	Estimated Population.	Births.	Ratio of Births to Population.	Rate per 1,000.
St. John's .. ..	36,958	532	1 to 69	14·4
St. Mary's .. ..	76,240	2,366	1 to 32	31·0
Paddington .. ..	113,198	2,898	1 to 39	25·6

The Birth-rate for London was ... .. 32·3 per 1,000  
 „ „ England & Wales was ... 32·4 „

### *Deaths.*

As already stated, 2,065 deaths were registered in Paddington. But of these, 237—194 in St. Mary's Hospital, 38 in the Children's Hospital, and 5 in the Lock Hospital—were of non-parishioners, and are therefore not dealt with in this Report.

Deducting these it will be seen that 1,828 parishioners actually died in Paddington. To this number (1,828) must be added the deaths within the year of 81

parishioners in extra-parochial public institutions, making a corrected total of 1,909 deaths—958 males and 951 females, equivalent to an annual death rate of 16·9 per 1,000 inhabitants.

The natural increase of the population from the excess of births over deaths was 989, as compared with 1,121 in the previous year.

Of the 1,909 deaths, 1,468 occurred in St. Mary's and 441 in St. John's Sub-district. The deaths in St. Mary's include 123 deaths in the Workhouse, 71 males and 52 females, and 75 deaths—38 males and 37 females—in the Paddington Infirmary.

The deaths were most numerous during the first, and least so in the second quarter of the year.

The following table shows the ratio of deaths to the population, together with the death-rate per 1,000 in the Parish and in its two Sub-districts:—

Sub-District.	Estimated Population.	Deaths.	Ratio of Deaths to Population.	Rate per 1,000.
St. Mary's .. ..	76,240	1,468	1 to 52	19·3
St. John's .. ..	36,958	441	1 to 84	11·9
Paddington .. ..	113,198	1,909	1 to 59	16·9

In 1886 the Death-rate was in London ...	...	19·9
Do. do. in Edinburgh ...	...	19·2
Do. do. in Glasgow ...	...	25·1
Do. do. in Dublin ...	...	27·0
Do. do. in England & Wales		19·3



The death-rate in London—19·9 per 1,000 inhabitants—was lower than in any previous year excepting 1885, when the death-rate was 19·7

The death-rate in each one of the five groups of districts into which London is divided is shown as under :—

West Districts	...	...	...	17·7 per 1,000.
North „	...	...	...	18·0 „
South „	...	...	...	19·2 „
East „	...	...	...	22·5 „
Central „	...	...	...	25·9 „

The subjoined figures showing the number of deaths from all causes in Paddington during each of the last ten years, may be more intelligible to some than if expressed in the form of a death-rate :—

Years,					No. of Deaths.
1877	...	...	...	...	1,706
1878	...	..	...	...	1,761
1879	...	...	...	...	1,939
1880	...	...	...	...	1,667
1881	...	...	...	...	1,679
1882	...	...	...	...	1,766
1883	...	...	...	...	1,762
1884	...	...	...	...	1,802
1885	...	...	...	...	1,877
1886	...	...	...	...	1,909

When considering these figures, not only must the annual increase of population (averaging more than 1,000 a year) be borne in mind, but also the fact that only since 1885, have the deaths of parishioners in out-lying Public Institutions been included. The 81

deaths which occurred in 1886 in the following extra Parochial Hospitals and Institutions, are throughout this Report dealt with in the same manner as if they had actually taken place in the Parish, and are assigned in the Tables to the Sub-district of St. Mary or St. John, from which the deceased were admitted :—

Bolingbroke House Hospital	1	St. Bartholomew's Hospital	2
Brompton	8	St. George's Hospital	8
Cancer, Fulham Road	1	St. Thomas's	2
Charing Cross	2	Samaritan	1
Children's (Great Ormond St)	4	South Eastern Fever	1
Children's (Shadwell)	1	Temperance	2
Convents' (Shoreditch)	1	University College	2
French (Soho)	1	Western (Fulham)	1
Guy's	4	Westminster	1
Homœopathic	1	Bethnal House Asylum	13
Male Lock	1	British Home for Incurables	1
Middlesex	8	Camberwell House Asylum	1
New Hospital for Women, Marylebone Road	1	City of London Union Infirmery	1
North London (Consump- tion)	1	Hoxton House Asylum	1
Queen Charlotte's	4	Peckham House	2
Royal (Incurables)	1	St. Giles' Workhouse	1
		Westmoreland St., Belgravia	1

During the year there were 430 deaths of infants under one year, and 676 deaths of children under five years of age, representing respectively 22·5 and 35·4 per cent. of the total deaths in the Parish.

The rate of infantile mortality in Paddington was 148 deaths to 1,000 registered births. In London the

rate was 159, and in the 27 largest provincial towns it ranged from 149 in Bristol to 233 in Preston.

#### ZYMOTIC DISEASES.

*Small-pox* caused no death in Paddington; 2 cases from St. Mary's Sub-district were removed to the Asylum Hospitals.

In London the rate was 0·01 per 1,000 inhabitants.

*Measles* caused 66 deaths—56 in St. Mary's and 10 in St. John's Sub-district—equivalent to an annual rate of 0·58 per 1,000 inhabitants.

In London the rate was 0·50 per 1,000 inhabitants.

*Scarlet Fever* caused 11 deaths, all of which occurred in St. Mary's Sub-district, and were equivalent to an annual rate of 0·10 per 1,000 inhabitants. 37 cases—36 from St. Mary's and 1 from St. John's Sub-district—were removed to the hospitals, 4 having been sent to the London Fever Hospital and 33 to the Asylum Hospitals.

In London the rate was 0·17.

*Diphtheria* caused 28 deaths—20 in St. Mary's and 8 in St. John's Sub-district—equivalent to a rate of 0·25 per 1,000 inhabitants. In 5 instances the disease was not contracted in Paddington, but all the houses in which the deaths occurred were carefully

inspected. 7 were in a fair sanitary condition. In all the other houses defects in connection with the drainage were apparent at the surface inlets or in the course of the drain. In place of gulleys there were bell-traps within or without the premises and these moreover were either dry or improperly fixed. In one instance an overflow pipe from a safe tray entered soil pipe, and sink waste entered trap of WC. In other cases a defective brick drain, or foul pan closets, or soil pipes with open joints were found.

In London the death-rate was 0·20.

*Whooping Cough* caused 55 deaths—48 in St. Mary's and 7 in St. John's Sub-district, equivalent to an annual rate of 0·49 per 1,000 inhabitants.

In London the rate was 0·69.

*Fever* caused 16 deaths, of which 1 was ascribed to simple continued fever. Of 15 typhoid cases, equivalent to an annual rate of 0·13 per 1,000 inhabitants, 11 occurred in St. Mary's and 4 in St. John's Sub-district. In 4 of the cases the disease was not contracted in Paddington. The houses in which the remaining 11 deaths occurred were carefully inspected and were, with two exceptions, in a bad sanitary condition, as the following details show:—

#### ST. MARY'S SUB-DISTRICT.

1.—Kilburn Park Road. Clerk, aged 17. Drain defective.

2.—Alexander Mews. Wife of a cab proprietor, aged 58. Drainage of house and stable defective.

3.—Portnall Road. Wife of a commercial traveller, aged 29. Drain defective.

4.—Fernhead Road. A warehouseman, aged 49. The drain of this house, built last year, had been twice stopped ; on examination the joints were found to be open, and the drain in other respects extremely faulty in construction.

5.—Tavistock Crescent. A salesman, aged 21. Surface inlets without traps and the brick junctions defective.

6.—Warwick Road. Housemaid, aged 26. Untrapped sink waste.

#### ST. JOHN'S SUB-DISTRICT.

7.—Portsea Place. Wife of a lodging-house keeper, aged 29. Trap to drain in area defective.

8.—St. Mary's Hospital. Admitted from Elgin Mews South. A coachman, aged 45. Untrapped surface inlets in stable.

9.—Bathurst Street. Grocer's son, 10 years. Drain defective. No traps in area.

In London the rate was 0·17.

*Diarrhœa* caused 92 deaths, equivalent to an annual rate of 0·81 per 1,000 inhabitants. 80 occurred in St. Mary's and 12 in St. John's Sub-district. 71 of the deaths were of infants under one year of age, and 80 of children under 5 years.

In London the rate was 0·95.

### *Water.*

The average daily quantity of water delivered by the London Companies during the year 1886 was 161,259,794 gallons, of which about 132,233,031 gallons were probably used for domestic purposes. The average quantity used daily for domestic purposes in each house was 185 gallons, corresponding to 23·8 gallons by each person. Of the total quantity, 81,760,432 gallons were taken from the Thames and 79,499,362 from the Lea and other sources.

Notwithstanding the exceedingly variable nature of the weather during the past year, which occasioned far greater fluctuations in the quality of the water in the rivers Thames and Lea than during the two previous years, it is especially noteworthy that every sample of water collected from the mains in the Metropolis was found on examination to be clear, bright, and free from turbidity. The general improvement observable for some years in the quality of that portion of the Metropolitan water-

supply drawn from the rivers, consequent upon the more efficient treatment by the Water Companies, has been fully maintained during the year 1886.

The average temperature of all the river waters is practically identical, but it is subject to great variations according to the season of the year, whilst the temperature of the deep well waters remains at all times nearly uniform.

The temperature of the water chiefly from the Thames supplied by the Chelsea, West Middlesex, Southwark, Grand Junction and Lambeth Companies varied from  $36^{\circ}0$  Fahr. in March to  $68^{\circ}4$  Fahr. in July, whilst that chiefly from the Lea, delivered by the New River and East London Companies, ranged from  $37^{\circ}$  Fahr. in March to  $66^{\circ}6$  Fahr. in July.

The deep well water, distributed by the Kent Company, varied from  $52^{\circ}9$  Fahr. in December to  $56^{\circ}3$  Fahr. in July, and is therefore refreshing and palatable in summer, and less likely to be frozen in winter.

The largest amount of solid matter, consisting almost entirely of mineral ingredients, principally the salts of lime and magnesia, which are quite immaterial as regards the fitness of the waters for drinking purposes, but render the water hard and unfit for washing, was found in the deep well supplies of the Kent Com-

pany and of the Tottenham Local Board of Health. The deep well water furnished by the Colne Valley Company contained less than one-half of the solid matter in the river waters, and less than one-third of that in the other two deep well waters.

On the other hand the deep well waters invariably contain much less organic impurity, as they are filtered through porous strata of considerable thickness, instead of through a few feet of sand.

The importance of organic impurity depends upon its origin. Seeing that the rivers Thames and Lea, though pure at their source, receive (especially in the winter months) in their downward course the sewage of towns and the washings of cultivated land, which may at any time contain matter capable of producing zymotic disease, the efforts of the Water Companies to prevent morbid matter reaching the consumer should be supplemented by the enforcement of the laws prohibiting the discharge of sewage into the Thames and Lea.

Of the deep well waters, that supplied by the Kent Company, contained least organic matter, whilst of the river waters the New River Company's was the best in this respect; the East London Company's water also contained a smaller average proportion of organic matter than any of the Thames supplies.



Paddington is supplied with water by the Grand Junction and West Middlesex Companies, which draw their supplies from the Thames, as do also the Chelsea, the Lambeth, and the Southwark Companies. To Dr. Frankland's Annual Report to the Registrar General I am indebted for many of the preceding remarks, and for the annexed Tables showing the condition of the London water.

I have the honour to be,

Gentlemen,

Your obedient Servant,

JAMES STEVENSON,

*Medical Officer of Health.*

VESTRY HALL, PADDINGTON,

June, 1887.

TABLE A.

Taking the mean proportion of organic impurity in the Thames water delivered in London in 1868 as 1,000, in the subsequent years the following proportions were present respectively in the Thames water and in the Lea water, the latter being delivered by the New River and East London Companies :—

Year.	Proportion of organic impurity present in Thames water as delivered in London.	Proportion of organic impurity present in Lea water as delivered in London.
1868 .. ..	1,000	484
1869 .. ..	1,016	618
1870 .. ..	795	550
1871 .. ..	928	604
1872 .. ..	1,243	819
1873 .. ..	917	693
1874 .. ..	933	583
1875 .. ..	1,030	751
1876 .. ..	903	562
1877 .. ..	907	596
1878 .. ..	1,056	747
1879 .. ..	1,165	947
1880 .. ..	1,254	1,013
1881 .. ..	993	765
1882 .. ..	1,033	711
1883 .. ..	850	620
1884 .. ..	723	500
1885 .. ..	839	603
1886 .. ..	756	500

TABLE B.

TABLE showing the efficiency of filtration of Thames and Lea water, also the maximum, minimum, and average proportions of organic impurity in the water delivered by the different Companies during the year 1886 :—

Names of Companies and Sources.	Number of occasions when clear and transparent.	Number of occasions when slightly turbid.	Number of occasions when turbid.	Number of occasions when very turbid.	Proportion of Organic Impurity.		
					Maximum.*	Minimum.*	Average.*
<i>Thames.</i>							
West Middlesex ..	12	0	0	0	4·7	1·9	3·1
Grand Junction ..	12	0	0	0	6·7	1·6	3·1
Lambeth .. ..	12	0	0	0	4·5	1·9	3·0
Chelsea .. ..	12	0	0	0	4·7	1·5	3·1
Southwark ..	12	0	0	0	6·0	1·8	3·2
<i>Lea.</i>							
New River ..	12	0	0	0	2·4	0·8	1·5
East London ..	12	0	0	0	4·9	1·3	2·6
<i>Deep Wells.</i>							
Kent .. ..	12	0	0	0	0·9	0·4	0·6
Celne Valley ..	11	0	0	0	1·2	0·6	0·9
Tottenham ..	10	0	2	0	1·9	1·2	1·5

\* The average yearly amount of organic elements (organic carbon and organic nitrogen) found in the water supplied by the Kent Company during the nine years ending 1876 is, for purposes of comparison, taken as the unit.

TABLE I.

TABLE showing the Population, Inhabited Houses, Births, and Deaths, for the Year 1886, and 10 years preceding :—  
GROSS NUMBERS.

Year.	Estimated Population.		Number of Inhabited Houses in the Parish.	Registered Births.		Deaths.	
	St. Mary's	St. John's		St. Mary's	St. John's	St. Mary's	St. John's
1886	76,240	36,958	14,774	2,366	532	1,468	441
1885	74,925	37,032	14,680	2,379	619	1,394	483
1884	73,633	37,106	14,608	2,379	628	1,331	471
1883	72,363	37,180	14,422	2,251	598	1,284	478
1882	71,115	37,255	14,200	2,240	664	1,275	491
1881	69,888	37,330	13,908	2,172	679	1,224	455
1880	68,683	37,405	13,613	2,181	660	1,224	443
1879	67,498	37,480	13,371	2,180	732	1,383	556
1878	66,334	37,555	13,186	2,144	727	1,250	511
1877	65,190	37,630	13,032	2,226	695	1,220	486
1876	64,066	37,705	12,898	2,177	728	1,275	471
Average of 10 years, 1876-1885	69,369	37,368	13,792	2,233	673	1,286	484

## NOTES.

1. *Population at Census, 1881, 107,218.*
2. *Area in Acres, 1,280.*
3. *Average No. of Persons in each House at Census, 1881, 8.1.*

\* For statistical purposes the Registrar-General estimates the population to the middle of the year on the basis of the rate of increase ruling between the two preceding Census periods. The estimate of population may be checked by the known number of inhabited houses, and by the average number of inmates per house, as ascertained at the preceding Census.

\*\* The deaths of non-parishioners in the public institutions (St. Mary's Hospital, the Lock Hospital, and the Children's Hospital) within the Parish are deducted for the years 1877-1885, inclusive; for the year 1876 the total deaths in the above-mentioned institutions are deducted. After 1884 the deaths of parishioners in outlying public institutions of the Metropolis are included.

TABLE II.

TABLE showing the Annual Birth Rate, Rate of Mortality, Death Rates among Children, and Deaths in Public Institutions for the Year 1886, and 10 Years preceding :—

Year.	Birth Rate per 1,000 of the Population.	Annual Rate of Mortality per 1,000 living.	Deaths of Children under 1 year ; percentage of Total Deaths.	Percentage of Deaths of Children under 1 year to Registered Births.	Deaths of Children under 5 years ; percentage of Total Deaths.	Total Number of Deaths in Public Institutions.		
						Saint Mary's Hospital.	The Lock Hospital.	The Children's Hospital.
1886.	26.6	16.9	22.5	14.8	35.4	250	5	53
1885	26.8	16.8	23.1	14.5	36.5	264	4	50
1884	27.2	16.3	24.1	14.4	36.0	263	3	34
1883	26.0	16.1	21.9	13.5	37.7	258	5	4
1882	26.8	16.3	22.4	13.6	37.5	245	3	—
1881	26.6	15.7	22.8	13.4	34.7	253	4	—
1880	26.8	15.7	25.1	14.8	40.3	237	5	—
1879	27.7	18.5	20.8	13.8	34.9	241	3	—
1878	27.6	17.0	24.5	15.0	39.6	230	8	—
1877	28.4	16.6	22.3	13.0	38.0	224	5	—
1876	28.5	17.2	23.7	14.3	39.0	219	1	—
Average of 10 years, 1876-1885	27.2	16.6	23.1	14.0	37.4	243	3	—





1911 SUMMARY

Prepared by the District Office for the Department of the Interior

District	Sub-District	Section	Area		Population		Total
			Sq. Miles	Acres	White	Colored	
Alaska							
Arizona							
California							
Colorado							
Idaho							
Montana							
Nebraska							
North Dakota							
South Dakota							
Utah							
Wyoming							
TOTAL							



## TABLE IV.

TABLE showing the Mortality from certain classes of Diseases, and proportions to Population, and to 1,000 Deaths, 1886.

	Total Deaths.	Deaths per 1,000 of Population.	Proportion of Deaths to 1,000 Deaths.
1. Seven Principal Zymotic Diseases ... ..	268	2.37	140.4
2. Pulmonary Diseases (other than <i>Phthisis</i> ) ...	419	3.7	219.5
3. Tubercular Diseases ...	176	1.55	92.2
4. Wasting Diseases of Infants ... ..	107	0.95	56.05
5. Convulsive Diseases of Infants ... ..	59	0.52	30.9

## NOTES.

1. Includes Smallpox, Measles, Scarlet Fever, Diphtheria, Whooping Cough, Fever, and Diarrhœa.
3. Includes *Phthisis*, Scrofula, Rickets, and Tabes.
4. Includes Marasmus, Atrophy, Debility, want of Breast Milk, and Premature Birth.
5. Includes Hydrocephalus, Infantile Meningitis, Convulsions, and Teething.

TABLE V.

TABLE showing the Number of Deaths from the seven principal Zymotic Diseases in the ten years 1876 to 1885, and in the year 1886.

Disease.	1876	1877.	1878.	1879.	1880.	1881.	1882.	1883.	1884.	1885.	Annual Average of 10 years, 1876-1885.	Proportion of Deaths to 1,000 Deaths in 10 years, 1876-1885.	1886.	Proportion of Deaths to 1,000 Deaths in 1886.
Smallpox ... ..	2	15	3	3	0	7	0	0	0	11	4	2·3	0	0·0
Measles ... ..	91	39	27	29	41	20	71	37	31	63	45	25·4	66	34·5
Scarlet Fever ...	35	32	42	67	40	23	22	39	20	8	33	18·5	11	5·7
Diphtheria ... ..	9	11	16	26	15	14	15	37	28	25	20	11·1	28	14·6
Whooping Cough...	60	69	74	61	49	53	72	46	48	59	59	33·4	55	29·1
Fever ... ..	19	11	26	19	16	23	20	16	17	21	19	10·6	17	0·9
Diarrhœa ... ..	70	50	52	38	67	66	41	48	64	65	56	31·7	92	48·2
TOTAL DEATHS IN } PADDINGTON }	286	227	240	243	228	206	241	223	208	252	236	133·0	269	140·9
LONDON ... ..	12,565	12,292	14,734	12,256	13,681	13,811	13,553	10,801	13,629	11,261	12,858	158·0	11,121	135·0
ENGLAND & WALES	75,506	66,558	84,624	62,020	82,537	58,239	69,734	58,972	71,762	57,726	68,768	132·0	62,859	117·0

TABLE VI.

Inspector's Report of the Sanitary Work, &amp;c., completed in the year ending March 25th, 1887.

Paddington.		Results of Inspection.	House Drains.	Privies and Water Closets.	Dust Bins.	Water Supply.	Miscellaneous.	Regularly Inspected.														
No. of Complaints received during year.	No. of Houses, Premises, &c., inspected.																					
		Orders issued for Sanitary Amendments of Houses and Premises.																				
		Houses and Premises, &c., Cleansed, Repaired, and Whitewashed.																				
		Houses Disinfected after Infectious Diseases.																				
		Repaired, Cleansed, &c.																				
		Trapped or Ventilated.																				
		Repaired, Cleansed, &c.																				
		Supplied with Water.																				
		New provided.																				
		New provided.																				
		Repaired, Covered, &c.																				
		Cistern (new) erected.																				
		Cisterns Cleansed, Repaired, and Covered.																				
		No. of Lodging Houses registered under 35th Clause of Sanitary Act, 1866.																				
		No. of Dust Complaints received and attended to.																				
		Removal of accumulation of Dung, Stagnant Water, Animal, and other Refuse.																				
		Removal of Animals improperly kept.																				
		Bakehouses.																				
		Licensed Cowhouses.																				
		Licensed Slaughterhouses.																				
		Other Proceedings, <i>e.g.</i> Legal Proceedings.																				
Total	706	9,728	444	123	122	215	180	80	73	7	23	80	9	131	—	—	51	1	85	13	23	10

3	Other Diseases of the Digestive System	
10	Disorders of the Liver	1000-1009
11	Disorders of the Gallbladder and Biliary System	1010-1019
12	Disorders of the Pancreas	1020-1029
13	Disorders of the Esophagus	1030-1039
14	Disorders of the Stomach	1040-1049
15	Disorders of the Small Intestine	1050-1059
16	Disorders of the Large Intestine	1060-1069
17	Disorders of the Rectum and Anus	1070-1079
18	Disorders of the Mouth	1080-1089
19	Disorders of the Pharynx and Esophagus	1090-1099
20	Disorders of the Larynx and Trachea	1100-1109
21	Disorders of the Bronchi and Lungs	1110-1119
22	Disorders of the Pleura and Mediastinum	1120-1129
23	Disorders of the Heart	1130-1139
24	Disorders of the Pericardium	1140-1149
25	Disorders of the Blood	1150-1159
26	Disorders of the Hematopoietic System	1160-1169
27	Disorders of the Immune System	1170-1179
28	Disorders of the Endocrine System	1180-1189
29	Disorders of the Reproductive System	1190-1199
30	Disorders of the Urinary System	1200-1209
31	Disorders of the Genitourinary System	1210-1219
32	Disorders of the Nervous System	1220-1229
33	Disorders of the Eye	1230-1239
34	Disorders of the Ear, Nose, and Throat	1240-1249
35	Disorders of the Skin	1250-1259
36	Disorders of the Musculoskeletal System	1260-1269
37	Disorders of the Connective Tissue	1270-1279
38	Disorders of the Immune System	1280-1289
39	Disorders of the Nervous System	1290-1299
40	Disorders of the Nervous System	1300-1309
41	Disorders of the Nervous System	1310-1319
42	Disorders of the Nervous System	1320-1329
43	Disorders of the Nervous System	1330-1339
44	Disorders of the Nervous System	1340-1349
45	Disorders of the Nervous System	1350-1359
46	Disorders of the Nervous System	1360-1369
47	Disorders of the Nervous System	1370-1379
48	Disorders of the Nervous System	1380-1389
49	Disorders of the Nervous System	1390-1399
50	Disorders of the Nervous System	1400-1409

# REPORT

OF THE

## WORKS EXECUTED

IN THE

PAVING AND SEWERS DEPARTMENTS,

*During the Year ending Ladyday, 1887.*

# REPORT

OF THE

## WORKS EXECUTED

IN THE

## PAVING AND SEWER DEPARTMENTS

OF THE

CITY OF BOSTON, DURING THE YEAR ENDING JUNE 30, 1887.

TO THE  
VESTRY OF PADDINGTON.

---

SURVEYOR'S DEPARTMENT,  
VESTRY HALL,

June, 1887.

GENTLEMEN,

Owing to the death of the late Surveyor, Mr. George F. Stevens, in February last, and to my holding the appointment of Surveyor *pro tem.* at the expiration of the year 1886-87, I have to submit the following Report of the various works executed in the Paving and Sewers Departments during the year ending 25th March, 1887.

*Highways.*

The wood pavement laid in Westbourne Grove in the year 1878, was renewed in August last, by and at the expense of the Improved Wood Pavement Company in accordance with the terms of their contract.

The wood pavement in Uxbridge Road, by Porchester Gate, and in Praed Street, has also been renewed. These works were executed by the Vestry's workmen at a cost of £2,974 17s. 2d.

In various parts of the Parish, the footway pavements and water channels have been taken up, relaid, repaired and repaved where requisite.

The repairs of the Macadam Roadways continue to be satisfactorily carried out with the aid of the two steam rollers.

An increased expenditure will in the future be incurred for maintaining the roadways, where a new Omnibus route has been recently established, viz., Walterton Road, Carlton Terrace, Great Western Road, and Richmond Road.

The Vestry have exercised their powers in accordance with the 105th section of the Metropolis Management Act, with reference to the completion of the paving of several new streets, and the necessary works have been completed at the cost of owners and occupiers of houses and land situate in such streets.

The Gas and Water Companies have opened a great number of trenches in roads and footways of the Parish for the purpose of laying and repairing their mains and service pipes. The making good the surface of the roads and footways over the trenches



has been carried out by the Vestry's workmen, at a cost to the Companies of £1,280 15s. 10d.

A large water main has been laid by the Grand Junction Waterworks Company through the Parish, from the west to the east end thereof, and in doing so the Company's workmen broke up portions of the carriageways and footways in the following localities—viz., Uxbridge Road, from the Western boundary to Stanhope Terrace, Stanhope Street, Sussex Square, Sussex Place, Devonport Street, London Street, Norfolk Square, and Star Street; terminating in the Edgware Road by Star Street.

The reinstating of the before-mentioned carriageways and footways, as the works progressed, were executed by the Parish workmen at the expense of the Company.

The total length of streets now maintained by and at the cost of the Vestry is 49 miles, 3 furlongs, 161 yards.

#### *New Sewer Works.*

Six hundred and thirty feet run of 4-ft. by 2-ft. 6-in. one brick sewer, also air openings and bell mouth junctions in connection therewith, have been constructed, from the sewer in Warwick Road, by Clifton Villas, to and along Clifton Gardens to Randolph Crescent, at the Vestry's expense. The construction

of this sewer was necessitated in consequence of a very considerable length of side walls and crown of arch of the old sewer built in 1851, between Warwick Road and Randolph Crescent, having become defective and dangerous. An advantage has been secured by constructing the new sewer about three feet deeper than the old sewer, which has been destroyed, so that it will allow improved gradients to be obtained for outlets of other sewers having connection with it and consequently better drainage for houses and premises in this locality.

At the southern end of St. Petersburg Place a 3-ft. 9-in. by 2-ft. 6-in. one brick sewer, ninety-eight feet in length, has been constructed at the Vestry's cost, in lieu of the defective 12-in. pipe sewer, which had become choked with heavy deposit and many of the pipes split and broken in.

The man-hole entrances, constructed to sewers in various parts of the Parish, have proved of great service to the Vestry's workmen, and have enabled them to carry out their works of flushing and cleansing with safety during storm or rainfall. They have also been the means whereby the heavy grit deposits from the sewers have been more easily removed to the surface of streets and carted away. This improved condition has been further strengthened by the con-

struction of nineteen additional entrances to sewers in the following streets and mews, viz.:—

Sheldon Street			
Netley Street			
Braithwaite Place			
Glo'ster Mews West			
Upper Westbourne Terrace			
Desborough Street			
Wellings Place			
Leinster Street, opposite the "Porchester Arms"			
Ditto do	rear of 47,	Porchester Terrace	
Ditto do	rear of 51,	ditto do	
Porchester Mews, opposite No. 18			
Ditto do	do	do	8
Ditto do	do	do	4
Cleveland Terrace			
Chilworth Street			
Bristol Gardens			
Woodfield Road			
Portsdown Road, opposite No. 14			
Ditto do	do	do	11

at a total cost of £459 18s. 2d.

One side entrance, for access to the sewer in Bishop's Road, for cleansing purposes and for examination of the large iron flap at its outlet into the Ranelagh sewer in Glo'ster Terrace, has been constructed on the south side of such roadway, and near

the entrance to Glo'ster Gardens, at a cost of £109 5s. 11d.

### *New Buildings.*

In accordance with requirements of the 76th section of the Metropolis Local Management Act, 1855, the Vestry have received notices for the erection of one hundred and thirteen Dwelling Houses and other buildings, also Plans shewing the intended method of draining them.

Orders of Vestry with reference to the drainage have been served upon the persons giving such notice, which orders attached to the notices, are retained in the Surveyors' Department for future reference.

### *Drains.*

The lineal extent of drains shewn on the before-mentioned plans to be required for the drainage of the buildings, is about four thousand six hundred yards.

All drains to New Buildings are under the inspection of an officer of the Surveyor's Department during their construction.

Efficient drainage has been provided for the new Roads taken to by the Vestry, during the year, as Parish Roads, by the construction of seventeen gully drains with catchpits; the cost of which has been defrayed by the respective owners of property there.

Ninety-nine new pipe drains of different capacities have been constructed at applicants' cost, from the sewers to various buildings, where the old drains were found in a defective condition, or where drains in new positions were required.

These works, together with the construction and reconstruction of catchpits and gulley drains in streets, fixing flap traps at outlets of drains and various repairs to sewers have been executed at a cost of £1,817 15s. 1d.

The Vestry has received in various contributions from builders and others £742 1s. 1d. for drainage works carried out for them, and such sum is included in the before-mentioned amount of £1,817 15s. 1d.

One hundred and sixty-four complaints have been received in this department from householders, builders, and others during the year. These complaints were varied in character, comprising obstructions in drains which could not be removed by the complainants themselves, foul smells arising from untrapped outlets of house and gulley drains or from sewer ventilators in streets. In every case where practicable, the cause of complaint has been removed as early as possible.

Ninety-nine examinations from large brick sewers have been made for private persons by the Vestry's workmen, at a charge of only four shillings for each

examination, in order, if possible, to relieve house drains from obstructions or alleged obstructions in them.

This facility of examination conduces to an appreciable saving of expense to the applicants, inasmuch as it obviates the necessity of opening the roadways, often at considerable depths. If the sewers were of a small capacity this would have to be done.

The small brick and pipe sewers in the Parish have been much benefited by constant flushing with water during the dry or hot weather of the summer months, thereby assisting the removal of any deleterious deposits in them and improving their sanitary condition.

During heavy rainfall there is generally a quantity of sloppy grit and other refuse from the gravel and Macadam Roadways washed through the gully drains and into the sewers. These deposits, amounting to one hundred and three cubic yards have been removed by the Vestry's workmen. Notwithstanding this accumulation of deposit, a much larger quantity is prevented entering the sewers by the constant removal of slop from the catchpits of the street gulleys, the quantity so removed being one thousand six hundred and forty-eight cubic yards, involving 32,477 separate removals therefrom in obtaining that quantity.

In order to keep the eleven Public Urinals in an efficient state of cleanliness, they are flushed with

water and deodorised daily, by one of the Vestry's workmen.

The construction of thirty-four and the re-construction of sixteen gully drains, together with fifty-two repaired, have been executed, in addition to other works of improvement.

In the cash account, printed by order of the Vestry, will be found the expenses incurred by the Highway and Sewers Departments.

A tabular statement of the principal works executed, also Lists of Plant and Stock, Premises, Books, Papers, Documents, and Furniture in detail, are herewith annexed.

*Re-naming Streets and Re-numbering Houses.*

The following Orders of the Metropolitan Board of Works have been carried out in accordance with the 87th section of the Act of 1862.

Date of Order.	Locality.	Subsidiary Names abolished.	No. of Houses in street.
1886.			
June 11	Clifton Road	Clifton Terrace	35
July 16	Elgin Avenue	Elgin Road	187
March 4	Sutherland Avenue	Stranraer Place, Sutherland Gardens	210

I am, Gentlemen,

Your obedient Servant,

RIMELL GADSDEN.

TABULAR STATEMENT of the PRINCIPAL WORKS executed in the HIGHWAY DEPARTMENT,  
for the Year ending 25th March, 1887.

Old Footways relaid and repaved.			Mews repaved.	Wood paving renewed.
MILES.	FUR.	YDS.	YARDS BUN.	YARDS SUPR.
2	7	89	224	10977

Total length of Parish Roads    ...    ...    ...    MILES.    FUR.    YDS.  
49    3    161

TABULAR STATEMENT of the PRINCIPAL WORKS executed in the SEWERS DEPARTMENT,  
for the Year ending 25th March, 1887.

Brick Sewers constructed at the expense of		Air Shafts and Openings constructed at the expense of		Number of Gulleys.		Number of Manholes and side Entrances constructed at the expense of		Examinations of House Drains as to their General Condition.
Private Parties.	The Vestry.	Private Parties.	The Vestry.	Constructed and Reconstructed.	Repaired.	Private Parties.	The Vestry.	
	FEET. 728		2	50	52		20	99
Cleansing Sewers.		Number of Drains constructed to Buildings.	Total length of Drain-Pipe laid to New Houses & other Buildings & under Footpaths and Roadways.	Number of House Drains reconstructed under Footpaths and Roadways.	Number of Complaints received and attended to.	Traps fixed to House and Gully Drains.		
CUBIC YARDS OF HEAVY DEPOSITS REMOVED.			LINEAL YARDS.					
133		114	4605	99	164	196		

Total length of Sewers under the Jurisdiction of the Vestry.    ...    53 Miles, 5 Furlongs, 47 Yards.



## SURVEYOR'S DEPARTMENT.

June, 1887.

The estimated value of the Road Materials in hand on  
 26 Wharf, Bridge Wharf, and Amberley Wharf, on      £    s.    d.  
 24th March, 1887.    ...    ...    ...    ...    ...    ...    ...    901 12 0

Westbourne Terrace Road Bridge	...	...	...	...	} Not valued.
Harrow Road Lock Bridge	...	...	...	...	
Carlton Terrace Road Bridge	...	...	...	...	
Ranelagh Road Foot Bridge	...	...	...	...	
Iron Guard Posts in Streets	...	...	...	...	
Garden Seats...	...	...	...	...	
Lease of 26 Wharf, Harrow Road	...	...	...	...	
"  Bridge Wharf, Harrow Road	...	...	...	...	
"  10 Wharf, Amberley Road	...	...	...	...	
Furniture in Offices on two Wharves	...	...	...	...	

The estimated value of Two Steam Road Rollers and one Sand Distributor, viz. :—

	£.	s.	d.
One 15 tons Steam Road Roller	420	0	0
One 10 tons ditto	330	0	0
One Garrett's Sand Distributor	15	0	0

Plant and Workmen's Tools, estimated value on 24th      £    s.    d.  
 March, 1887    ...    ...    ...    ...    ...    ...    362 17 0

# SURVEYOR'S DEPARTMENT, VESTRY HALL.

## SURVEYOR'S OFFICE.

### FURNITURE.

Office Table; Large Office Desk; Small Office Desk; Four Chairs; Book Waggon; Cupboard; Barometer; Paper Basket; Map Great Western Railway; Map of London; Date Box; Rug; Mat; Gas Pendant and Lamp; Two Tin Boxes; Office Stool; Umbrella Stand; Fender; Fire Irons; Fire Guard.

## ACCOUNTANT'S OFFICE.

### LIST OF BOOKS.

General Cash; Ledger; Summary of Monthly Payments and Receipts; Banking Account; Paying in; Cash Balances; Apportionments, New Streets; Balances to and from Owners; Notice to pave; First Notice for Estimated Expenses; Final Notice for Estimated Expenses; Receipt for Estimated Expenses; Notice and Receipt for Balances; Paving Works in progress; Gulley Drains constructed; Deposits and Returns, Drainage Works; Receipts for Deposits; Receipts for Cost of Work; Notice and Receipt for Balances; Contributions to Drains and Traps; Contributions to Cost of Sewers; Disbursements, Sewers Department; Estimate; Cost of Urinals and Supply of Gas and Water; Sewers Flushers and others—Time and Wages; Deposits and Returns, Paving Works; Receipts for Deposits; Receipts for Cost of Work; Notices and Receipts for Balances; Return Balances—Drainage and Paving Accounts; Accounts rendered to Gas and Water Companies and others; Cheques required and Wages Paid; Letter; Postage and Sundry Expenses.

### PAPERS AND DOCUMENTS.

Monthly Statement of Receipts and Expenditure; List of Cases in the hands of the Vestry Solicitor; Returns of Notices Served under the 105th Sec. (New Streets); Letters, &c.

### FURNITURE.

Office Table; Small Table; 5 Chairs; Letter Copying Press and Stand; Bramah Safe; Cash Box; Cash Bags; Cash Board; Counter with Drawers; Large Cupboard; Small Cupboard; Letter Weighing Scales; Fender; Fire-irons; Fire-guard; Gas Pendant and Standard Lamp; Mat; Date Box; Waste paper Basket.

## FIRST ASSISTANT'S OFFICE—VESTRY HALL.

## LIST OF BOOKS.

Account; Report; Complaints; Memoranda of Complaints; Register of Sewers; Minutes; Estimates; Index of Plans and Documents; Clerk of Works Report; Re-naming Streets and Re-numbering Houses; Notices for connecting House Drains with Main Sewers: Specifications for Sewers; Specifications and Schedule of Prices, General Works; Gulley Drains and Sewers Cleansed; General Orders; Orders for Contractors; Water Orders; Paving Vouchers; Memoranda, Sewers Jobbing Works; Levels; Sketch Books.

## FURNITURE, &amp;c.

Large Cupboard; Small Cupboard; Office Desk; Drawing Table; Drawing Board; Drawing Instruments, Scales, Curves, T and Set Squares; Date Stamp; Office Table; Counter, with Drawers; 3 Chairs; 4 Stools; Umbrella Stand; Waste-paper Basket; Fender and Fire Irons; Fire Guard; Mat; Gas Pendant; Gas Standard; Portable Standard; 2 Gas Brackets; 4 Hat Pegs; 1 Date Box.

## STRONG ROOM.

## PLANS AND DOCUMENTS IN CASES.

New Streets; New Sewers; Alterations and Additions to Buildings; Re-numbering Houses; Urinals, Street Refuges, Buildings, &c; Notices for Erection of Buildings; Vaults, Ovens, Lamps, &c.; Vouchers, Sewers Jobbing Works; Specifications, Tenders, and Contracts; Ordnance Maps of Streets; Ordnance Map showing Sewers; and Miscellaneous Plans and Documents; 3 Maps of Parish.

## SEWERS IMPLEMENTS IN STORE.

1 50-foot length Flushing Hose; 4 20-foot Flushing Hose; 2 Standpipes, including Spanners; 3 Sewer Barrows; 4 Sewer Lamps; 1 4-gallon Oil Tank; 150 feet Sewer Rods; 2 Pails; 1 Hand Bowl; 2 40-foot Ropes; 14 Sewer Hose; 2 Pairs Sewer Boots; 2 Sewer Frocks; 2 Sewer Hats; 1 Portable Fire-grate; 3 Shovels; 12 Setting-out Rods; 2 Iron Keys for Gulleys; 1 Tin Funnel; 6 Side Entrance Keys; 1 Crowbar; 1 2-foot Iron Measure; 1 Gulley Scoop; 1 Dumpy Level and Staff; 2 Tripod Stands for Staff; 1 100-foot Chain; 1 50-foot Chain; 2 50-foot Tapes; 1 Pair 5-foot Rods; 2 Egg-shaped Sewer Profiles.

## IN STREETS.

11 Public Urinals for 43 Persons, supplied with Water.

## BRIDGE WHARF OFFICE.

## FURNITURE, &amp;c.—CLERK'S OFFICE.

1 Large Office Table ; 1 Small Office Table ; 4 Writing Slopes ; 1 Desk ; 4 Chairs ; 3 Office Stools ; 2 Tin Boxes and Stands ; 5 Tin Boxes and Stands ; 1 Picture (Steam Roller) ; 1 Date Indicator ; 1 Date Stamp ; 1 Large Mat ; 7 Small Mats ; Gas Fittings (3 Brackets) ; 1 Umbrella Stand ; 1 Fender ; 1 set Fire-irons ; 1 Fire Guard ; 1 Coal Scuttle ; 1 Fire-screen ; 7 Inkstands ; 1 Window-screen ; 3 Paper Baskets : 1 Paper Box (Stationery) ; 4 Measuring Tapes ; 2 Waste Paper Baskets ; 2 Window Stops ; 1 Office Clock ; 2 5-foot Rods ; 1 2-foot Rule ; 1 Water Bottle and Glass ; 3 Lamp Shades ; 1 Bag.

## SURVEYOR'S OFFICE.

1 Office Desk ; 1 Table ; 2 Chairs ; 2 Tin Boxes ; 1 Lamp and Gas Fittings ; 3 Lamp Shades ; 1 Set Fire-irons ; 1 Fender ; 1 Fire-guard : 1 Letter Clip.

## LIST OF BOOKS.

Wages ; Labour ; Materials ; Streets ; Paving ; Ledger ; Men Employed ; Day Work ; Gas and Water Companies ; New Streets—Day Work ; New Streets—Labour and Materials ; Steam Rollers ; New Streets taken to ; Gravel and Gulleys ; Estimates ; Vestry Orders ; Broken Stone ; Daily Abstract—Cartage and Day Work ; Carting Materials—Orders ; Rough Minutes ; Disbursements (Two) ; Street Posts ; Memoranda ; Smiths' Work ; Materials and Work Ordered : Small Paving Accounts ; Applications for Hoards ; License for Hoards ; Wood Paving Works—Labour and Materials ; Wood Paving Works—Wages ; Wood Paving Works—Materials and Men's Time ; Wood Paving Works—Cartage ; Surveyor's Report Book—Highway Department ; Orders—Highway Department ; Obstruction on Footways—First Notice ; Obstruction on Footways—Last Notice ; Coke, Coal, Oil, &c.

## PAPERS.

Letters ; Gas and Water Companies' Vouchers ; Canal Tickets ; Men's Daily Time Sheets.

## OFFICE, 26 WHARF.

## FURNITURE.

Large Desk ; Small Desk ; 5 Stools ; Coal Scuttle ; Fender and Fire-irons ; Fire-guard ; Clock ; Date Box ; 4 Pay Boards ; 2 Cash Boards ; Form ; Pay-box to fit in Window ; Gas Meter ; 4 Gas Globes ; 2 Glass Shades, bell shaped ; 2 Gas Pendants ; 3 Gas Brackets ; Wire Blind ; 3 Window Blinds ; Waste Paper Basket ; Umbrella Stand ; Drawing Board ; Small Cupboard.

Paddington.

---

ANNUAL REPORT

OF THE

INSPECTOR

OF

PUBLIC LIGHTING DEPARTMENT

AND

SUPERINTENDENT

OF

WORKS DEPARTMENT.

---

LADY-DAY, 1887.

Washington

ANNUAL REPORT

OF THE

INSPECTOR

OF

PUBLIC LIGHTING DEPARTMENT

SUPERINTENDENT

WORKS DEPARTMENT

LADY-DAY 1887

TO THE

## VESTRY OF THE PARISH OF PADDINGTON.

---

---

PUBLIC LIGHTING AND WORKS DEPARTMENT,  
PADDINGTON, *June 1st, 1887.*

GENTLEMEN,

I beg to submit my Annual Report for the Year ending Lady-Day, 1887, embracing the following subjects, *viz.*—Public Lighting, Dusting, Watering, Slopping, Carting Roadway Materials, Sanding Frosty Roads, Sweeping the Public Highways, Maintenance of Paddington Green and the disused Burial Ground Garden.

### PUBLIC LIGHTING DEPARTMENT.

*Ordinary Lamps.*—The Average Meter System has now been in operation for thirteen years, and continues to work satisfactorily. There are now 1,945 lamps, each estimated to consume 4·6 cubic feet of gas per hour, but the actual average per hour for the year has been 4·34 cubic feet. The number of hours burning 3,878, or an average of 10·53 hours per lamp

per night. The actual consumption being ascertained by the average readings of 95 meters, being about 1 in 20. The indices are taken monthly, and the meters and governors tested annually.

*Refuge and Special Lamps.*—There are now 21 100-candle power Sugg's Lambeth Pattern Lamps, 8-80-candle power Bray's Lamps, and 17 Sugg's York and Victoria Lamps, consuming 8 cubic feet of gas per hour. The quantity being ascertained by meters attached to each column, and the indices taken monthly.

*Prices of Gas, and defective Services.*—The gas consumed by the Public Lamps is supplied by the Gas Light and Coke Company at 2s. 6d. per 1,000 cubic feet, but the Company have intimated that from Lady-Day the price will be reduced to 2s. 5d. per 1,000 cubic feet. It is to be regretted that this boon is not extended to private consumers as well. The Gas Company also agree to maintain all supply pipes up to the base of the lamp posts. During the year 156 defective services were reported to the Company and promptly attended to by them.

*Damages to Lamp Posts.*—During the year either through carelessness or accidents there were six Lamp Posts knocked down, 19 lamp columns broken, 14 head irons, and 14 lanterns damaged by various parties. In 27 cases the delinquents escaped detection,



and in 10 instances they were discovered and charged the cost of the damage, the work of repairing being executed by the Vestry's staff of workmen.

The accompanying accounts and details will furnish further information in connection with this Department.

[A]

## PADDINGTON VESTRY—PUBLIC LIGHTING DEPARTMENT.

Statement of Expenditure and Outstanding Balances from Lady-day, 1886, to Lady-day, 1887.

DETAILS OF EXPENDITURE.	Outstanding Balances, 25th March, 1887.			Annual Expenditure, including outstanding Balances.		
	£	s.	d.	£	s.	d.
The Gas Light & Coke Co., for Gas supplied to Public and Refuge Lamps, as follows:—						
1886, June Quarter, 1,969 Lamps and Additions .. .. .	833	18	8			
„ Sept. „ 1,977 „ „ .. .. .	983	3	3			
„ Dec. „ 1,981 „ „ .. .. .	1,621	8	4			
	3,438	10	3			
1887, March Quarter, 1,991 Lamps and Additions .. .. .	..			1,466	13	1
Wages paid Lamplighters .. .. .	..			..		
Wages paid Fitter & Glazier, fixing knock-down Lamps & new Posts & repairs	..			..		
Wages paid—Washing and Painting Lamp-posts, Columns, and Lanterns	..			..		
Salary to Inspector of Public Lighting .. .. .	..			..		
Maintenance of Meters, Boxes, and Governors, &c. .. .. .	139	8	2	38	11	3
<i>Tradesmen's Bills:—</i>						
The Gas Light & Coke Co., Lamp Removals, &c. .. .. .	24	18	4	8	13	10
W. & B. Cowan, Refuge Lamp Meters and Repairs .. .. .	17	16	11	6	17	0
Wm. Sugg & Co., Refuge Lamps and Repairs .. .. .	16	11	6	12	6	9
J. Bartle & Co., Lamp-post Castings .. .. .	88	8	2	19	6	11
Sherman & Co., Stand-pipes and Glass .. .. .	1	8	6	..		
Tomlin, Opal Glass and putty .. .. .	31	12	6	13	8	0
McCorquodale & Co., and Morton & Burt, Printers.. .. .	0	8	0	..		
J. Matts, Ironmongery .. .. .	6	9	3	0	18	1
J. Stephens & Co., Ladders and Repairs .. .. .	2	4	9	1	7	0
W. & J. Allen & Co., Lanterns and Head-irons .. .. .	22	16	0	..		
Pontifex & Co. „ „ .. .. .	33	14	0	..		
Inspector, Sundry Payments .. .. .	4	17	9	0	4	0
W. King, supply of Gas Journals .. .. .	0	19	4	0	6	3
Carried forward .. .. .	£391	13	2	£1,568	12	2
						£7,336 16 8

Statement of Expenditure and Outstanding Balances from Lady-day, 1886, to Lady-day, 1887—Continued.

DETAILS OF EXPENDITURE.	Outstanding Balances, 25th March, 1887.			Annual Expenditure, including Outstanding Balances.					
	£	s.	d.	£	s.	d.			
Brought forward .. .. .	391	13	2	1,568	12	2	7,336	16	8
<i>Tradesmen's Bills (continued):—</i>									
S. Veal, Oil Shop Goods .. .. .	2	15	2	3	2	4	5	17	6
Price's Patent Candle Co., Glycerine .. .. .	6	16	10	..	..	..	6	16	10
R. Gay & Co., Impenetrable Paint .. .. .	99	14	5	..	..	..	99	14	5
General Rate Account, Paving Works .. .. .	..	..	..	9	10	1	9	10	1
S. Putney, Timber Account .. .. .	0	6	4	..	..	..	0	6	4
Morton & Burt, Stationery, &c. .. .. .	0	18	10	..	..	..	0	18	10
Tradesmen's and other Bills .. .. .	502	4	9						
"    "    and Outstanding Balances to date .. .. .	..	..	..	1,581	4	7			
Annual Expenditure, including Outstanding Balances .. .. .	..	..	..	..	..	..	7,460	0	8
<i>Credit</i> —Cash received for Private Lighting .. .. .	22	10	0						
"    "    Sewers Department, Gas to Urinals .. .. .	26	0	11						
"    "    Various Parties for replacing damaged and knocked-down Lamp-posts, and Sale of Old Iron .. .. .	26	4	10				74	5	9
Actual Total Expenditure for the Year .. .. .	..	..	..	..	..	..	£7,385	14	11

# [B] PUBLIC LIGHTING DEPARTMENT.

*Cash Payments during the Year ended Lady-day, 1887.*

1887. March 25th.				
Outstanding Balances to date .. .. .		£	s. d.	£ s. d.
June Quarter, Account for Gas .. £833 18 8				1,581 4 7
Sept. " " " .. 983 3 3				
Dec. " " " .. 1,621 8 4				
			3,438 10 3	
Three Quarters of a year Tradesmen's Accounts..			502 4 9	
1887. March 25th.				
Year's Salary, Inspector of Public Lighting ..		220	0 0	
" Wages paid Lamplighters, &c. .. ..		1,718	1 1	
				5,878 16 1
ACTUAL CASH PAYMENTS during the 12 months .. .. .				£ 7,460 0 8
ACTUAL EXPENSES INCURRED.				
1887. March 25th.				
Payments for Gas, as above .. .. .		3,438	10 3	
" Inspector's Salary .. .. .		220	0 0	
" Tradesmen's Bills .. .. .		502	4 9	
" Lamplighters' Wages .. .. .		1,718	1 1	
				5,878 16 1
Outstanding Balances to date .. .. .				1,581 4 7
				7,460 0 8
DEDUCT CREDITS .. .. .				74 5 9
ACTUAL EXPENSES incurred in the LIGHTING DEPARTMENT for the 12 months ended Lady-day, 1887 .. .. .				£ 7,385 14 11

[C] PUBLIC LIGHTING DEPARTMENT.

MISCELLANEOUS ARTICLES IN STORE TO DATE.

14 New Cast Iron Lamp-posts	12 Burners for Victoria Lamps
2 Old do. do.	2 lbs. Sheet Copper
42 Lamp Columns	2 lbs. Brass Wire
35 Meters, Second-hand	144 Lantern Tents for Repairs
39 Meter Boxes, do.	84 Do. Doors do.
1 Refuge Lamp-post	144 Do. Bottoms do.
5 Do. Guard-posts	24 Do. Earthenware Tops
4 Refuge Lamp Meters	5 Gross Lantern Glass Sides (various)
1 Sugg's 100 C.P. Lambeth Lanterns	4 Doz. Do. Opal Tops
4 Sugg's York Pattern Lanterns	10 Enamel Lantern Tops
7 Cocks, Spindles and Burners	50 lbs. Putty
12 Lamplighters' Ladders	10 Small Oil Cans
2 Pair Steps	10 India-rubber Meter Box Bands
2 Bracket Irons	1½ ft. Lead Pipe, ¾-in.
39 New Lanterns	10 Lead Pipes, with Caps, &c., 2-ft. long
12 Old do.	36 Brass Caps and Linings
55 ½-in. and ¾-in. Stand Pipes	36 ¾-in. Barrel Pieces
11 Head Irons	18 ¾-in. Sockets and Nipples
3 Do. do. (repaired)	18 Bye-passes
50 Lantern Cocks	6 ¾-in. Elbows
300 New and Old Governors	12 ¾-in. Bends
9 Lighting Torches	48 ¾-in. Reducing Sockets
20 Old do.	60 Iron Spindles
6 Lighting Sticks	
3 Dozen Burner Nipples Sugg's)	

Estimated Value, £210.

[D] PUBLIC LIGHTING DEPARTMENT.  
MISCELLANEOUS TOOLS IN GENERAL USE.

In daily use by Lamp-lighters.	28 Lighting Torches and Sticks	2 Pairs Tinman's Snips
	28 Pairs of Pliers	3 Pairs Clamps
	28 Oil Cans	4 Hammers
	28 Burner Brushes	1 Blow Pipe
	26 Ladders	1 Glazing Knife
	24 Pairs Ladder Spike Irons	1 Hacking do.
	1 Spirit Level	3 Screw Drivers
	1 Flatting Plate and Folding Machine	1 Rule
	7 Pair of Gas Tongs	1 Tool Basket
	1 Pair Iron Bevel Clamps	1 Shave Hook
	1 Large Set Stocks and Dies	2 Shovels
	1 Small do. do.	1 Pickaxe
	1 Large Vice	1 Rammer
	1 Small do.	1 3-gall. Can
	1 Air Pump and Service Cleaner	18 Pint Cans
	1 Bull's-eye Lantern	2 Glazing Frails
	1 Pair of Cutting Compasses	1 Large Paint Bath
	1 Pair of Compasses	2 Large Paint Tubs
	2 Pair of Pliers	1 Iron Band, V. P. P.
	4 Steel Chisels,	1 Letter Stamp, P. V.
	3 Steel Sets	2 Meter Hooks
	2 Crowbars, 5-ft. x 2-in. dia.	4 Cross Handle Large Keys
	1 Crease Iron	6 Do. do. Small do.
	1 Hollow Punch	1 Meter Testing Table, for out-door use
	1 Lead Pot and Ladle	India-rubber Tubing, for do.
	1 Devil Grate	1 Box Truck
1 Beak Iron	Sundry Paint Brushes, &c.	
2 Soldering Irons		
4 Stakes, various sizes		

Estimated Value, £45.

## [E] PUBLIC LIGHTING DEPARTMENT.

LIST OF PLANT FIXED IN THE PUBLIC STREETS WITHIN THE  
PARISH, LADY-DAY, 1887.

---

- 1,939 Lanterns
  - 1,939 Governors
  - 1,939 Cocks and Spindles
  - 1,639 Head Irons
  - 1,636 Lamp-posts and Columns with Stand Pipes
  - 300 Bracket Head-irons and Lamp Fittings
  - 96 Meter Boxes and Connections
  - 96 Meters and Fittings
  - 56 Refuge Lamp-posts and Columns
  - 56 Refuge Meter Boxes, Meters, and Fittings
  - 32 Sugg's Lambeth Pattern, 100 C P Lamps
  - 16 Sugg's York Pattern, with "Billingsgate" Burners
  - 7 Bray's 80-Candle Power Lamps
  - 1 Sherman's 8-feet per hour Lamp
- 

## [F] PUBLIC LIGHTING DEPARTMENT.

EXPERIMENTAL AND TESTING APPARATUS FIXED AND IN  
USE AT THE VESTRY HALL, LADY-DAY, 1887.

---

- 1 5½ cubic feet Testing Gas Holder and Connections
  - 1 Meter for Testing Lamp Governors
  - 1 Experimental Governor
  - 1 Do. Minute Clock, "King's"
  - 1 Do. 30/10ths "King's" Pressure Guage
  - 1 Pair Inspector's Pocket Guages
  - 50/10ths Pressure Register, Clock, Base, and Fittings
  - 1 Fixed Table for Testing Purposes
  - 1 Experimental Meter for Testing by observations of one minute
  - 1 Small Bent Glass Pressure Guage
  - 2 Syphon Double-Action Meter Pumps
  - 2 Pressure Guage Lengthening Brass Tubes
  - 1 Hullett's Patent Pressure Guage
- 

### OFFICE FURNITURE.

- Closets, Shelves, and Fixtures
- Table for Experimental Purposes
- Office Table
- Fender and Fire-irons
- Linoleum and Chairs

DEFECTS OF UNMETERED LAMPS REPORTED DURING THE YEAR.

	Knocked down and out of Lighting.	Escapes in Columns or defective Stand Pipes.	OUT OF LIGHTING.								Cocks found turned off in the night.	Lights blown or knocked out, and Gas escaping.	
			All Night.			Part of Night.							
			Water.	Naphthaline.	Stoppage in Services.	Water.		Formation of Naphthaline.		Stoppages in Services.			
						Out.	Bad.	Out.	Bad.	Out.			Bad.
Total for 12 months ended March 25, 1887.	19	15	8	...	24	123	72	48	362	83	82	358	348

DEFECTS OF METERED LAMPS REPORTED DURING THE YEAR.

Total for 12 months ended March 25, 1887.	...	5	...	...	...	21	22	8	22	40	...	13	5
---	-----	---	-----	-----	-----	----	----	---	----	----	-----	----	---



**VESTRY OF PADDINGTON.-PUBLIC LIGHTING DEPARTMENT.**  
**THE YEAR ENDING 31st MARCH, 1887.**

TABLE showing the Hours of Burning and the quantity of Gas per Lamp per Annum for which the Vestry would have paid under the Scale or Contract System.

TABLE showing the actual Hours of Burning, the Quantity of Gas Consumed per Lamp per Annum, under the Average Meter System. Also the Total Quantity of Gas Saved over all the Lamps during the Twelve Months.

MONTH.	Hours Burning Per Month.	Average Hours per Night.	Rate per Hour.	Quantity of Gas Consumed.	MONTH.	AVERAGE HOURS.		Estimated Consumption at 4 6 cubic feet per Hour	Actual Consumption by Meter Average and modified hours.	Difference gained by Meter.	Consumption per Hour.	Total quantity gained between Scale and Meter Systems.	Total Quantity over all the Lamps.
						Burning per Month.	Burning per Night.						
1886.	Hours.	Hours.	Cubic feet.	Cubic feet.	1886.	Hours.	Hours.	Cubic feet.	Cubic feet.	Cubic feet.	Cubic feet.	Cubic feet.	Cubic feet.
April ... ..	299	9-96	5	1,497	April... ..	280-57	9-35	1,290-62	1,251-05	39-57	4-45	245-95	471,732
May ... ..	254-8	8-21	5	1,274	May ... ..	212-31	6-84	976-62	954	22-62	4-49	320	613,440
June ... ..	220	7-32	5	1,100	June ... ..	170-03	5-66	782-13	791-27	...	4-64	308-73	592,761
The Quarter ... ..	773-8	...	...	3,859	The Quarter ... ..	662-91	...	3,049-37	2,996-32	62-19	...	874-68	1,677,933
July ... ..	240-8	7-76	5	1,204	July ... ..	291-54	6-50	927-08	938-08	...	4-65	265-92	510,566
August ... ..	288-8	9-57	5	1,444	August ... ..	251-58	8-11	1,157-26	1,148-63	8-63	4-56	295-37	569,473
September ... ..	337	11-23	5	1,685	September ... ..	313-32	10-44	1,437-67	1,451-91	...	4-64	233-09	450,397
The Quarter ... ..	866-6	...	...	4,333	The Quarter ... ..	766-44	...	3,522-01	3,538-62	8-63	...	794-38	1,530,436
October ... ..	409-8	13-21	5	2,049	October ... ..	375-26	12-23	1,744-59	1,743-12	1-47	4-59	305-88	589,736
November ... ..	450	15	5	2,250	November ... ..	432-34	14-41	1,988-96	1,969-16	19-80	4-55	290-84	561,902
December ... ..	494-8	15-96	5	2,474	December... ..	472-25	15-23	2,172-35	2,125-15	47-20	4-5	348-85	673,978
The Quarter ... ..	1,354-6	...	...	6,773	The Quarter ... ..	1,283-85	...	5,905-90	5,847-43	68-47	...	945-57	1,825,616
1887.					1887.								
January ... ..	478-8	15-44	5	2,394	January ... ..	443-63	14-31	2,040-69	1,986-20	54-49	4-47	407-80	788,585
February ... ..	417-2	14-38	5	2,086	February ... ..	365-41	13-05	1,680-88	1,634-05	46-82	4-47	451-94	875,407
March ... ..	369-8	11-92	5	1,849	March ... ..	355-73	11-47	1,636-35	1,609-89	26-46	4-52	239-11	463,634
The Quarter ... ..	1,265-8	...	...	6,329	The Quarter ... ..	1,164-77	...	5,357-92	5,230-15	127-77	...	1,098-85	2,127,626
The Year ... ..	4,260-8	11-66	5	21,304	The Year ... ..	3,877-97	Average. 10-53	17,835-20	17,602-52	267-06	Av. rage. 4-34	3,713-48	7,161,611

# VESTRY OF PADDING

1871-1872

TABLE showing the Board of Directors and the members of the Vestry of the Church of the Holy Trinity, New York, for the year 1871-1872, and the amount of Gas per Lamp per Annum for which the Vestry would have paid under the Seal or Contract System.

Month	Board of Directors	Vestry	Gas per Lamp per Annum
Jan	...	...	...
Feb	...	...	...
Mar	...	...	...
Apr	...	...	...
May	...	...	...
Jun	...	...	...
Jul	...	...	...
Aug	...	...	...
Sep	...	...	...
Oct	...	...	...
Nov	...	...	...
Dec	...	...	...
The Quarter	...	...	...
The Year	...	...	...

## Refuge and Special Lamps fixed within the Parish.

Date when fixed.	Locality.	Sugg's 100 Candle Power	Bray's 80 Candle Power.	Sugg's York, 8 feet.	Odd Pattern, 8 feet.
1881.					
June 27	Harrow Road, juncture of Edgware Road ...	...	1	...	...
" 27	Bishop's Rd., by Westbourne Ter. (Trinity Church)	...	1	...	...
Oct. 6	Edgware Road, by Church Street... ..	...	1	...	...
Dec. 8	Porchester Road, by Westbourne Park Road ...	...	1	...	...
Nov. 11	Westbourne Park Road, by St. Stephen's Church	...	1	...	...
" 10	Bayswater Road, opposite Inverness Terrace ...	...	1	...	...
Dec. 6	Bishop's Road, by Porchester Road (Royal Oak)	...	1	...	...
" 7	Bishop's Road, by Queen's Road (Redan) ...	1	...	...	...
1882.					
Jan. 10	Sussex Gardens, by St. James's Church... ..	1	...	...	...
" 9	Harrow Road, by Blomfield Crescent ... ..	1	...	...	...
Feb. 4	Bayswater Road, opposite Porchester Terrace ...	...	1	...	...
Mar. 3	Fernhead Road, by WALTERTON ROAD ... ..	1	...	...	...
" 8	Harrow Road, by Dudley Grove ... ..	1	...	...	...
" 10	Praed Street and South Wharf Road Junction...	1	...	...	...
" 24	Uxbridge Road, by Kensington Gardens Terrace	1	...	...	...
" 23	Southwick Crescent, by Cambridge Square ...	1	...	...	...
" 23	Southwick Crescent, by Oxford Square ... ..	1	...	...	...
April 27	Cambridge Street, by Albion Street ... ..	1	...	...	...
" 28	Junction of Connaught St. and Cambridge St.	...	...	1	...
May 4	Lancaster Gate, by crossing Uxbridge Road ...	1	...	...	...
" 5	Lancaster Gate, by Nos. 94 and 95 ... ..	1	...	...	...
" 6	Harrow Rd., by Blomfield Cres. (Sherman's lamp)	...	...	...	1
June 17	Seymour Street, by Edgware Road ... ..	...	...	1	...
Sept. 20	Craven Road, opposite 45 (on private post) ...	...	...	1	...
" 25	Westbourne Crescent, by Gloucester Place ...	...	...	1	...
Nov. 8	Bishop's Road, by N.W. corner of G.W.R. Wall	1	...	...	...
" 8	Queen's Road, by centre entrance to Baths ...	1	...	...	...
" 8	Queen's Rd., by S.W. corner of kerb, opposite Baths	...	...	1	...
" 8	Queen's Rd., by N.W. corner of kerb, opposite Baths	...	...	1	...
Dec. 19	Westbourne Terrace Road Bridge (Weighbridge)	...	...	1	...
" 19	Cornwall Road, opp. No. 13, by junc. G.W. Rd.	1	...	...	...
" 21	Harrow Road, opposite Stafford P.H., by Lord	...	...	1	...
1883.					
Jan. 11	Hill Bridge ... ..	...	...	1	...
" 11	Shirland Road, opposite Welford's Dairy ...	...	...	1	...
" 16	Somers Place, flank of No. 15, Radnor Place ...	...	...	1	...
" 16	Radnor Place, by Oxford Terrace... ..	...	...	1	...
June 18	Maida Hill Bridge ... ..	1	...	...	...
Nov. 22	Maida Vale, by Clifton Road ... ..	1	...	...	...
Dec. 10	Connaught Street, by Edgware Road ... ..	...	...	1	...
1884.					
May 20	Stanhope Terrace, Bayswater Road ... ..	1	...	...	...
Oct. 16	Tavistock Terrace Junction ... ..	1	...	...	...
1885.					
Mar. 4	Ranelagh Road Bridge ... ..	...	...	2	...
1886.					
April 30	Bishop's Road, corner of Glo'ster Gardens ...	1	...	...	...
May 13	Warwick Road, opposite St. Saviour's Church ...	1	...	...	...
1887.					
Jan. 21	Cambridge Terrace, by London Street ... ..	...	...	1	...
Feb. 12	Orme Square ... ..	...	...	1	...
Feb. 24	Pickering Place, North End ... ..	...	...	1	...
Total ... ..		21	8	17	1



## WORKS DEPARTMENT.

---

*Dusting.*—Again I have to report the great difficulty of disposing of the vast quantity of ashes and breeze collected from the Parish, which continues to increase. Brick-makers do not care to purchase at any price; in fact at the present time it is difficult to induce them to even take it away if placed in their boats. No other means are open but to send it to the Depôt at Alperton, this, of course, being attended with great expense. The only practical and sanitary method that suggests itself for lessening the difficulty is to adopt the process of burning the refuse as collected, which I have repeatedly suggested. By this means the bulk would then be considerably reduced, many advantages gained, and all injurious matters entirely destroyed.

*Collecting rough Dust.*—During the year ended Lady-day, 19,400 loads of rough dust were collected, the number of working days being 304. 4,419 horses and carts were employed in this work, the daily average number of loads collected being 63·81, or 4·39 loads per horse per day, the cost of collection being £1,566 6s. 3d., sifting and sorting, 1,318 6s. 7d.; the maximum number of loads collected in one week being 536, and minimum 138.

*Materials abstracted.*—The following miscellaneous materials were abstracted from the before-mentioned loads of rough dust:—

	Tns.	cwt.	Qrs.	
15,798 chaldrons of ashes.	15	19	0	of bones.
7,335 chaldrons of breeze.	105	0	0	of rags.
189 boat loads, or 3,243 tons of soft core.	61	18	3	of cast and wrought iron.
293 cart loads and 9 boat loads of hard core, or about 500 tons.	4	0	1	of various metals.
	14	17	0	of white sheet glass
15 tons of coals.	29	0	0	of black glass, broken bottles, &c.

*Expenses of Removal.*—The expenses attending the removal and unloading at the shoots at Alperton and Drayton being as follows:—

Haulage of ashes and breeze	...	...	£137	7	9
Do. of soft core	...	...	162	2	9
Unloading ashes and breeze	...	...	150	8	0
Do. soft core	...	...	40	11	1
Tonnage Dues—soft core	...	...	162	2	9
Do. ashes and breeze	...	...	242	0	6

*Slopping, collecting, &c.*—As described in previous Reports, nearly all the sweepings, slop, and snow has been brought to the Depôt. During the year 26,594 loads were collected by 7,973 horses and carts, working 308 days, giving an average of 86·34 loads per day, or 3·33 loads per horse per day; the maximum number brought to the wharves in one week being 751, and the minimum 182 loads; the expenses being as follows:—

Collecting	...	£2,073	3	9	Tonnage	...	...	724	9	2½
Loading boats	318	0	9	Sent away	—	676	boats, or			
Haulage	...	724	9	2½		24,838	tons.			

*Cleansing Public Streets.*—The wood-paved roads and the principal main thoroughfares have been swept daily, in some cases certain streets twice a day, and occasionally the surfaces washed; the bye-streets swept two or three times weekly, according to requirements. This work has been assisted, whenever practicable, by the use of sweeping and scraping machines, and in two or three main thoroughfares by the employment of street orderly boys.

The past winter has been most severe and trying, owing to the several heavy falls of snow in December, January, and March, which caused a considerable pressure of extra work and long hours to officers, men, and horses. Every exertion was made early and late, and as speedily as possible, to open up the traffic after each fall; but in a parish like Paddington, intersected by so many important omnibus routes, it is no easy matter to clear a track of over 12 miles of roadway six or eight inches in depth of snow in a few hours, and with a limited number of men, at the same time opening up the channels, gulleys, and crossings, which is the most important work of all, and must be attended to promptly. Again, the wharfage accommodation at such times is generally inadequate, owing to the accumulation of dust, slop, and snow which has to be deposited thereon, and the canal traffic being stopped by frost, as was the case for upwards of three continuous weeks in January.

*Sanding Frosty Roads.*—Owing to the many

weeks of frosty weather and continuous falls of snow, the surface of the roadways, especially the wood-paved roads, frequently became very slippery and difficult for travelling. At such times, men, horses, and sanding machines had to be sent out late at night and very early in the morning, scattering sand or shingle over the frozen surface; 442 horses and carts were sent out on 48 occasions, the total number of hours working being 2,173, and 680 cubic yards of material were used.

*Road Watering.*—This work has been regularly and systematically done, but it is extremely difficult to be able to meet the various and sudden changes of the weather generally experienced in the early and latter parts of the year, and to carry out the work under the circumstances is most trying and vexatious.

The quantity of water used for road watering, making, and washing during the season has been 23,751,580 gallons from the Grand Junction Water Company's mains, and 5,147,720 gallons from the West Middlesex Water Company's mains, making a total of 28,899,300 gallons.

The water vans were out from the 1st of March to the 30th of November whenever occasion required, in all 140 days, 4,260 horses and vans being employed, giving an average of 30·42 per day; the wages paid amounting to £854 2s. During abnormal states of the weather, horses had to be hired; 428 were thus engaged, the extra expense being £235 16s.



*Carting Materials.*—There were engaged on this class of work 2,465 horses and carts 289 days, giving an average of 8·52 per day.

*Horses.*—During the year the following losses and sales have occurred :—

No. 57.—A bay gelding, purchased in March, 1885, after a few months' work suddenly fell lame with fevered feet, and was sold by public auction in May, 1886.

No. 3.—A bay gelding, purchased in March, 1876 ; slaughtered April, 1886 ; worn out, lame, and spinal affection.

No. 4.—A bay gelding, purchased in March, 1878 ; died from "Azoturia," or blood poisoning.

No. 31.—A black gelding, purchased in April, 1882 ; slaughtered July, 1886 ; badly diseased lungs.

No. 33.—A black gelding, purchased in April, 1883 ; slaughtered in September, 1886 ; "Tetanus."

No. 41.—A bay gelding, purchased in March, 1884 ; died November, 1886, from twisted gut and internal hemorrhage.

At the close of the watering season, six old horses, not worth wintering, were sold at Mr. Ward's Repository, Edgware Road, realizing an average of £6 6s. 8d. ; the stock of horses to date being 59 cart horses, and 2 cobs.

*Horse Fodder.*—Advertisements were issued on three occasions during the year for tenders for the supply of fodder. The following table will show the cost per horse per week for keep and bedding, the average for the year being 16s. 5d. :—

One Week's supply per Horse.	Tenders Accepted.											
	November 17th, 1885.			July 6th, 1886.			January 4th, 1887.					
	s.	d.	s.	d.	s.	d.	s.	d.	s.	d.		
1 $\frac{1}{4}$ Trusses of Straw ... ..	@ 0	11·33	= 1	2·16	@ 0	11·33	= 1	2·16	@ 0	11·66	= 1	2·57
1 Truss of Hay ... ..	@ 2	2·66	= 2	2·66	@ 2	5·16	= 2	5·16	@ 2	2·66	= 2	2·66
2 Trusses of Clover ... ..	@ 2	9·33	= 5	6·66	@ 2	10·16	= 5	8·32	@ 2	8·5	= 5	4·10
3 $\frac{1}{4}$ Bushels of Oats ... ..	@ 2	4·5	= 7	8·62	@ 2	3·75	= 7	6·18	@ 2	0	= 6	6·
$\frac{1}{2}$ Bushel of Bran ... ..	@ 0	4·12	= 0	2·06	@ 0	3·93	= 0	1·96	@ 0	3·56	= 0	1·78
Cost per horse per week ... ..	...	...	...	<u>16 10·16</u>	...	...	...	<u>16 11·78</u>	...	...	...	<u>15 5·11</u>

*Hay Crop.*—The crop of hay from off the field at Alperton, 10 acres in area, amounted to  $16\frac{1}{2}$  loads; the expenses attending mowing, stacking, &c., being £27 2s. 6d. From this amount £8 must be taken for feeding off the after-grass, thus making the actual expenses £19 2s. 6d.; the value of the hay being £72 3s. 9d., the actual gain in favour of the Vestry being £53 1s. 3d.

*Artizans' Work.*—The general work of repairs, &c., at the Depôt have been carried out by the following artizans—the millwright, engineer, wheelwright, farriers, smiths, and harness maker; also works in connection with the engine, sifting machine, water-meters, stand-posts, general smithing work for repairs to carts, water vans, sanding, sweeping, and scraping machines, horse shoeing, and making miscellaneous repairs, and the following work for the Highway Department:—

Pickaxes lined and Steeled.	TOOLS SHARPENED.			Paving Hammers lined.
	Pickaxes.	Chisels.	Paving Hammers.	
406	9,803	579	4	4

*Paddington Green and the Disused Burial Ground Garden.*—The maintenance of these gardens has been well attended to by the gardeners, who have been successful during the winter in saving upwards

of 2,000 bedding-out plants, which are now strong and healthy, therefore I do not anticipate any extra expense will be incurred this summer in purchasing additional plants, as the before-mentioned quantity will be quite sufficient to stock the several beds.

I submit the accompanying tables and accounts, which will furnish additional details and information in connection with this report.

I am, GENTLEMEN,

Your obedient Servant,

GEORGE WESTON, P.A.S.I.,

*Superintendent, Works Department.*

THE UNIVERSITY OF CHICAGO  
DURING THE YEAR 1911

THE UNIVERSITY OF CHICAGO  
DURING THE YEAR 1911

THE UNIVERSITY OF CHICAGO  
DURING THE YEAR 1911

THE UNIVERSITY OF CHICAGO  
DURING THE YEAR 1911

THE UNIVERSITY OF CHICAGO  
DURING THE YEAR 1911

THE UNIVERSITY OF CHICAGO  
DURING THE YEAR 1911

THE UNIVERSITY OF CHICAGO  
DURING THE YEAR 1911

THE UNIVERSITY OF CHICAGO  
DURING THE YEAR 1911

PADDINGTON VESTRY-  
DUSTING, SLOPPING, WATERING,

Detailed Account of Expenditure and Receipts for the Year ended Lady-Day, 1887,  
for Road-making and Watering Purposes, Sanding Frosty Roads, and

WORKS DEPARTMENT.  
AND CARTING ROADWAY MATERIALS, &c.

including Repairs and Maintenance of Water Meters, Stand Pipes, and Supply of Water  
Maintenance of Paddington Green and Disused Burial Ground. Cr.

MARCH 25th, 1887.	TOTALS.	DUSTING.	WATERING.	SLOPPING AND SNOW CLEARING.	CARTING MATERIALS.	TOTALS.
£ s. d.	£ s. d.	£ s. d.	£ s. d.	£ s. d.	£ s. d.	£ s. d.
<b>WORKING EXPENSES—</b>						
<i>Dusting.</i>						
To Wages, Collecting 19,400 loads ..	1,560 6 3					
.. Working Sifting Machine ..	1,318 6 7					
.. Haulage of Ashes and Breeze ..	157 7 9					
.. Haulage of Soft Core ..	162 2 9					
Canal Dues, Ashes and Breeze ..	242 0 6					
.. Soft Core ..	162 2 9					
Unloading Soft Core ..	40 11 1					
Haulage, Canal Dues, and Unloading Hard Core ..	18 12 0					
Loading Ashes & Breeze from Alper-ton ..	10 11 4					
Unloading Ashes & Breeze at Alper-ton ..	150 8 0					
	3,808 9 0					3,808 9 0
<i>Slopping, Sanding, &amp; Sanding Frosty Roads.</i>						
To Wages, Collecting 26,594 loads ..				2,073 3 9		
.. Loading Boats ..				318 0 9		
.. Haulage of Boats ..				724 9 2½		
Canal Dues ..				724 9 2½		
				3,840 2 11		3,840 2 11
<i>Watering.</i>						
To Wages, Hired Drivers ..			854 2 0			854 2 0
<i>Cost of Roadway Materials.</i>						
To Wages, Hired Drivers ..				494 15 9		494 15 9
<i>Wages paid in connection with the various Departments, viz. :—</i>						
To Horsemen, Stable Helps, and two Wagoners ..	92 8 0	76 10 9	134 17 7	33 19 6	338 4 10	
Engines and Assistant ..	119 12 11	15 0 0	8 4 0½	4 0 0	146 16 11½	
Stokers ..	51 7 2	12 4 10	12 5 2	6 4 10	82 2 6	
Wheelwrights ..	67 2 8	30 0 8	90 16 8	16 3 6½	204 3 6½	
Farriers and Smiths ..	231 18 3	65 15 0	42 2 0	14 15 8	353 10 1	
Smiths' Work, Sharpening Picks ..	159 6 5				591 4 8	
Harness Maker and Repairer ..	34 0 5	20 8 3	51 10 5½	11 12 0	117 11 13½	
Chaff Cutter and Boy ..	37 18 5	20 1 2	54 19 8	17 5 11	139 5 2	
Sundry Labor on Wharf ..	371 8 2	123 12 0	336 6 9	70 17 7½	904 4 6½	
Clerks and Foremen ..	157 5 8	57 1 8	101 2 8	37 19 4	443 9 4	
<i>Salaries—</i>						
Superintendent ..	175 0 0					
Booking Clerk ..	140 0 0					
Office Clerk ..	90 12 6					
Totals for Wages, Canal Dues, Haulage, Loading, & Unloading Boats, Wages to Artizans, &c., and carried forward ..	4,917 14 7	1,351 7 4	4,977 10 4	764 5 8	12,170 4 4	

MARCH 25th, 1887.	TOTALS.	TOTALS.	
£ s. d.	£ s. d.	£ s. d.	
<b>RECEIPTS, DUSTING DEPARTMENT, viz. :—</b>			
Materials.	Chaldrons.	Loads.	
		Tons.	
		Cwts.	
		Qrs.	
		Amounts.	
		£ s. d.	
Ashes ...	15,798		130 15 8
Breeze ...	7,335		174 18 10
Coals ...		15	11 6 2
Bones ...		15 19	151 15 11
Rags ...			72 16 0
Old Iron ...		61 18 3	47 18 7
Metals ...		4	51 13 1
White Glass ...		14 17	31 17 6
Black Glass ...		29	3 12 6
Hard Core ...		500	6 18 0
Sundries ...			318 14 9
Trade refuse Accounts			1,042 7 0
			39 15 0
Total Sales			1,042 2 0
Cash Received			857 0 9
Outstanding Balances to date			185 1 3
			£ 1,042 2 0
Amounts received for Boat Hire			74 16 0
Cash from Highway Department for Smiths' Work			159 6 5
Cash for Distribution of Water on Private Roads			90 0 0
Value of Saleable Materials at Alper-ton			900 0 0
Carried forward			£ 2,266 4 5

Continued.]

DUSTING, SLOPPING, WATERING, AND CARTING ROADWAY MATERIALS, &c.

Detailed Account of Expenditure and Receipts for the Year ended Lady-Day, 1887, including Repairs and Maintenance of Water Meters, Stand Pipes, and Supply of Water for Road-making and Watering Purposes, Sanding Frosty Roads, and Maintenance of Paddington Green and Disused Burial Ground.

MARCH 25, 1887.	TOTALS.	DUSTING.	WATERING.	SLOPPING AND SNOW CLEARING.	CARTING MATERIALS.	TOTALS.
£ s. d.	£ s. d.	£ s. d.	£ s. d.	£ s. d.	£ s. d.	£ s. d.
WORKING EXPENSES—						
Brought forward .. .. .	4,917 14 7	1,351 7 4	4,977 10 4	764 5 8	12170 4	
To Provender .. .. .	712 10 4	481 16 0	1,146 4 2	196 2 7	2,536 13	
Rates, Taxes, Gas, Water, and Insurance .. .. .	112 2 8	48 3 9	109 7 9	28 8 2	308 2	
Rent of Wharves .. .. .	242 15 11	168 5 9	377 16 0	91 2 4	880 0	
Veterinary Surgeon .. .. .	24 4 7	20 9 5	35 7 1	11 8 6	91 9	
Coals for Engine .. .. .	66 11 6	15 18 0	22 16 6	8 18 6	113 18	
„ for Smith .. .. .	5 6 9	5 8 0	5 0 8	2 4 7	18 0	
Stationery and Printing .. .. .	14 7 3	5 15 0	23 0 0	3 3 6	46 5	
Harness Maker's Materials .. .. .	45 2 11	41 17 10	57 3 5	27 6 4	171 10	
Bolts, Nuts, Nails, and Screws .. .. .	13 14 7	7 3 10	12 3 2	4 7 3	37 8	
Wrought Iron for Shoeing, and other purposes .. .. .	45 18 4	22 2 1	25 11 2	8 19 9	102 11	
Oils and Colors .. .. .	6 2 6	19 5 7	7 5 6	4 3 8	36 17	
Grease and Oils .. .. .	12 7 10	13 8 8	8 13 0	3 5 0	37 14	
New Ladders, Baskets & Repairs .. .. .	99 13 3	..	..	..	99 13	
Timber for Repairs and Wheeling Planks .. .. .	55 16 7	52 10 9	53 3 7	27 13 7	189 4	
Sundries—per Petty Cash Book .. .. .	22 8 8	13 3 8	22 0 1	7 7 6	64 19	
Horse Hiring for Watering .. .. .	..	235 16 0	..	..	235 16	
Six new Dust Wagons .. .. .	342 0 0	..	..	..	342 0	
Five Stone Hauling Carts .. .. .	..	..	..	87 10 0	87 10	
Sundry Repairs to Machines, Tools, new Cart Wheels, &c. .. .. .	35 6 6	41 12 0	43 9 5	28 3 0	148 10	
Sundry Repairs to Buildings, Stables, including Tying Wheels, Artisans' Materials, &c. .. .. .	165 13 2	135 16 1	177 15 1	125 18 1	605 2	
New Sand Boxes attached to Lamp .. .. .	..	..	..	..	84 0	
Interest Account—Land at Alperton .. .. .	42 0 0	42 0 0	..	..	84 0	
LOSSES on Horses by Sales & Deaths, less Cash received .. .. .	114 15 6	..	..	..	..	
DEPRECIATIONS—Horses, 5 per cent. .. .. .	540 7 6	..	..	..	..	
Do. Leases & Buildings on Leaseholds, &c., 1/40th .. .. .	245 9 5	..	..	..	..	
Do. Sundry details, Stable Fittings, &c., and Office Furniture .. .. .	65 1 0	157 7 1	119 5 10	398 8 9	90 11 9	765 13
Do. Van, Shed, and Stable Buildings, in field at Alperton .. .. .	..	..	18 11 0	..	..	18 11
EXPENDITURE & Carried forward £ .. .. .	7,149 5 0	2,859 16 7	7,502 9 8	1,520 19 11	19,275 17	4

MARCH 25, 1887.	Totals.	Totals.
£ s. d.	£ s. d.	£ s. d.
Brought forward .. .. .	..	2,266 4 5
RECEIPTS, WITH OUTSTANDING BALANCES, CARRIED FORWARD .. .. .		
..	..	2,266 4 5

Continued.]

## DUSTING, SLOPPING, WATERING,

Detailed Account of Expenditure and Receipts for the Year ended Lady-Day,  
of Water for Road Making and Watering Purposes, Sanding Frosty

MARCH 25, 1887.		£ s. d.	£ s. d.
Brought forward ... ..	...	19,275 17 5	...
To Stores purchased but not used, per Contra... ..	...	722 10 8	...
„ 23,751,580 gallons of Water from the Grand Junction Water Co., at 7d. ... ..	692 15 0	...	...
„ 5,147,720 gallons of Water from the West Middlesex Water Co., at 9d.... ..	193 0 9	...	...
„ Willesden Local Board, for Water taken and distribution thereof on a portion of Neeld Road, Kilburn, by agreement ... ..	7 0 0	892 15 9	...
„ Repairs and Maintenance of Water Meters and Stand Pipes, 53 in number ... ..	...	48 9 11	...
„ Gravel and Hoggin, for Highway and Works Department, and unloading same ... ..	...	1,134 10 1½	...
„ Sand and Ballast used on Frosty Roads ... ..	...	163 13 7	...
„ Salt and Salting Roads after Snow Storms... ..	...	34 7 11	...
„ Expenses, Maintenance of the Disused Burial Ground, Paddington Green, and Mortuary,—Wages to Gardeners, Beadles, Mortuary Keeper ... ..	...	481 15 6	...
„ Purchase of Tools, Plants and Water ... ..	...	210 6 7	...
£ 22,964 7 5½			

## AND CARTING ROADWAY MATERIALS, &amp;c.

1887, including Repairs and Maintenance of Water Meters, Stand Pipes, and Supply Roads, and Maintenance of Paddington Green and Disused Burial Ground.

MARCH 25, 1887.		£ s. d.	£ s. d.
Brought forward ... ..	...	2,266 4 5	...
By Cash, Sales of Horses... ..	...	42 15 0	...
„ STORES in Stock, to date, viz. :—			
Bolts, Nuts, and Iron ... ..	108 13 0		
Harness Maker's Materials ... ..	7 12 9		
Wrought Iron, Bar and Steel ... ..	45 0 6		
Oils and Colours ... ..	19 2 7		
Timber, &c. ... ..	153 3 1		
General Sundries ... ..	388 18 9	722 10 8	
„ Cash for Water used on Private Roads ... ..	...	87 15 10	
„ Cash and Outstanding Balances, Highway Department, for supply of Gravel and unloading same ... ..	...	1,119 1 6	
BALANCES, viz. :—			
Depreciations and Losses ... ..	455 3 0		
Interest on Loans ... ..	84 0 0		
Water for Roads and Road Making ... ..	892 15 9		
Gravel, a/cs., and unloading same ... ..	1,134 10 1½		
Maintenance—Water Meters and Stand Posts ... ..	48 9 11		
Wages and Materials, Sanding Roads ... ..	158 1 6		
Wages and Maintenance, Disused Burial Ground, and Paddington Green ... ..	692 2 1		
	3,505 2 4½		
ACTUAL WORKING EXPENSES ... ..	15,220 16 8		
Being the expense incurred in carrying out the several Works of Dusting, Slopping, Watering, Carting, Roadway Materials, Maintenance of Water Meters and Posts, Supply and Unloading of Gravel, Sanding Frosty Roads, Maintenance of the Disused Burial Ground and Paddington Green, and Water used on the Roads.		18,725 19 0½	
£ 22,964 7 5½			





## ROAD SWEEPING AND CLEANSING ACCOUNT.

	Dr.				
1887.		£	s.	d.	
March 25.	To Wages paid Sweepers and Street Orderly Boys, including Snow Clearing, during the year ended Lady-day ... ..	5,910	18	7	
	To Repairs—Scraping and Sweeping Machines: To Brooms Scrapers, and Shovels ... ..	276	17	8	
		£6,187 16 3			
		£6,187 16 3			
1887.		£	s.	d.	
March 25.	By Balance, being the cost incurred in Sweeping the Roads during the twelve months ended Lady-day, 1887 ... ..	6,187	16	3	95
		£6,187 16 3			
		£6,187 16 3			

ИСТОРИЯ РАЗВИТИЯ ИДЕИ О ПРАВЕ

1870

1880

1890

1900

1910

1920

1870

1880

1890

1900

1910

1920

1930

1940

1950

1960

1970

1980

1990

2000

2010

2020

2030

2040

2050

2060

2070

2080

2090

2100

2110

2120

2130

2140

2150




График 1




График 2

1887.

---

PADDINGTON,

Middlesex.

---

---

STATEMENT IN ABSTRACT

OF THE

PAROCHIAL ACCOUNTS, CONTRACTS, AND LIABILITIES,

FOR THE YEAR ENDING 25<sup>TH</sup> MARCH, 1887,

WITH THE

REPORT OF THE AUDITORS THEREON,

INCLUDING STATEMENT OF RECEIPTS AND EXPENDITURE MADE UP TO 31<sup>ST</sup>  
DECEMBER LAST, OF MONEYS BELONGING TO THE SEVERAL  
PAROCHIAL CHARITIES.

---

*By order of the Vestry.*

FRANK DETHRIDGE,

VESTRY CLERK.

[A] ACCOUNT in ABSTRACT showing the RECEIPTS and  
YEAR ending 25TH MARCH, 1887, under the

## RECEIPTS.

	£	s.	d.
Balance in hand brought from last year's Account	85	12	2
Received on Account of Rates .. .. .	114,192	11	1
„ from the Burial Board, pursuant to Sec. 22 of the 15th and 16th Vic. Cap. 85 (Metropolitan Burials Act) .. .. .	1,500	0	0
„ from Her Majesty's Treasury, as a Contribution by way of Bounty to the Rates on Government Property .. .. .	69	8	8
„ from other Sources .. .. .	2	6	8
	<hr/>		
	£115,849	18	7

## LIGHTING RATE ACCOUNT.

	£	s.	d.
Balance in hand .. .. .	417	5	10
Received on Account of Rates .. .. .	7,445	14	5
„ from Her Majesty's Treasury, as a Contribution by way of Bounty to the Rates on Government Property .. .. .	4	9	3
„ from Sewers Rate Account for Gas to Urinals ..	33	15	3
„ on Account of Private Lighting .. .. .	23	18	0
„ „ of Damage to Lamps .. .. .	24	6	10
	<hr/>		
	£7,949	9	7

EXPENDITURE FOR THE PARISH OF PADDINGTON, for the  
heads of RECEIPTS AND EXPENDITURE, viz. :-

## EXPENDITURE.

	£	s.	d.
Guardian Board (including County Rate, Metropolitan Common Poor Fund, Metropolitan Asylum District Rate, and West London School District Rate) ..	84,000	0	0
Police Rate .. .. .	26,770	14	8
Commissioners for Public Baths and Wash-houses ..	3,234	12	6
Overseers' and Returning Officers' Expenses, incurred in preparing Borough and County Lists .. .. .	308	18	8
Returning Officer, for preparation of Register of Voters for the Borough of Paddington (2 years) .. .. .	298	9	6
Expenses incurred in the Election of Vestrymen and Auditors of Accounts .. .. .	33	12	6
Jury Lists .. .. .	54	12	6
Balance in hand .. .. .	1,148	18	3
	<hr/>		
	£115,849	18	7

## EXPENDITURE.

	£	s.	d.
Lighting under Average Meter System .. .. .	4,837	0	8
New Lamp Columns, Brackets and Lanterns, and Lamp Removals .. .. .	273	6	0
Wages to Lamplighters .. .. .	1,716	15	0
Salary to Inspector of Public Lighting .. .. .	220	0	0
Maintenance of Meters .. .. .	153	8	4
Meters and Boxes (repairs) .. .. .	36	9	8
Tradesmen's Bills .. .. .	202	18	2
Balance in hand .. .. .	509	11	9
	<hr/>		
	£7,949	9	7

## GENERAL RATE ACCOUNT.

	£	s.	d.
Balance in hand brought forward from last year's Account	17,883	14	10
Received on Account of Rates .. .. .	104,271	12	0
„ from the Hendon Union Rural Sanitary Authority .. .. .	593	3	2
„ from various parties for Repair of Roads .. .. .	954	10	5
„ from various parties for Paving Works.. .. .	3,136	1	0
„ from General Works Department Account, for the Sale of Ashes, Breeze, and Miscellaneous Articles, and Supply of Gravel, Hoggin, Horse Hire, &c., to Highway Department..	2,531	11	11
„ from the London and County Bank, Interest on Vestry General Account .. .. .	202	19	3
„ on account of other sources .. .. .	324	19	4

Carried over .. .. . £129,898 11 11

## HIGHWAY DEPARTMENT.

	£	s.	d.	£	s.	d.
Granite .. .. .	3,535	1	0			
Gravel .. .. .	727	11	10			
Hoggin .. .. .	255	10	11			
Cubes .. .. .	46	14	11			
Thames Sand, Ballast, and Shingle .. .. .	242	9	6			
Lime .. .. .	34	13	0			
Portland Cement .. .. .	192	19	2			
Wood Blocks .. .. .	2,225	1	0			
Burnt Ballast .. .. .	118	1	0			
Maintenance of Wood Paving under contract	182	1	1			
Reinstating Wood Paving after Gas and Water Companies .. .. .	20	2	9			
Repairs and Coke to Steam Road Rollers.	113	18	1			
Paving New Streets .. .. .	784	18	3			
Gully Drains (New Streets) .. .. .	255	5	4			
Footway Repairs .. .. .	2,777	15	3			
Carriageway Paving .. .. .	1,368	6	10			
Refunding Paving Deposits (Balances) .. .. .	61	8	11			
Wages to Men .. .. .	7,454	0	0			
Salaries .. .. .	1,450	0	0			
Rent, Rates, Taxes, Gas, Water, and Insurance .. .. .	1,016	13	7			
Ranelagh Road Foot-bridge, Alterations and Repairs .. .. .	350	13	0			
3 Sanding Machines .. .. .	150	0	0			
Tradesmen's Bills .. .. .	677	6	1			
						24,040 11 6

## WORKS DEPARTMENT.

Horses .. .. .	775	17	6
Canal Dues .. .. .	394	7	7
Veterinary Fees .. .. .	88	10	10
Fodder .. .. .	2,540	11	8
Gravel .. .. .	952	13	9
Sand and Shingle for Roads .. .. .	211	18	10
Unloading and receiving Slop .. .. .	1,810	10	8
Horse Hire .. .. .	236	7	6
Harness Materials .. .. .	128	0	5
Ironmongery .. .. .	166	6	0
Coal .. .. .	126	12	6
Timber .. .. .	182	14	0

Carried over .. .. . £7,614 11 3 £24,040 11 6

## GENERAL RATE ACCOUNT.—Continued.

Brought over.. .. £ s. d.  
129,898 11 11

	£	s.	d.	£	s.	d.
Brought over .. ..	7,614	11	3	24,040	11	6
<b>WORKS DEPARTMENT (Continued).</b>						
Vans and Material Carts .. ..	554	7	6			
Road Scrapers, Brooms and Shovels ..	171	17	6			
Rent, Rates, Taxes, Gas, Water, and Insurance .. ..	1,202	17	5			
Water for Roads .. ..	892	15	9			
Stand Posts and Water Meters .. ..	50	8	10			
Salaries .. ..	405	12	6			
Wages to Men .. ..	16,210	0	0			
Tradesmen's Bills.. ..	1,003	18	3			
				28,106	9	0
<b>SANITARY DEPARTMENT.</b>						
Salaries .. ..	877	10	0			
Death Returns .. ..	28	16	0			
Disinfectants .. ..	35	3	6			
Disinfecting Bedding .. ..	64	17	3			
Tradesmen's Bills.. ..	66	8	6			
				1,072	15	3
<b>VESTRY GENERAL.</b>						
Salaries (Vestry Clerk's Department) ..	1,275	4	0			
Do. (Collectors') .. ..	1,623	4	3			
Do. (Beadles and Hall Keeper) .. ..	312	10	0			
Superannuation Allowance .. ..	292	10	0			
Rates, Taxes, Gas, Water, and Insurance	76	8	4			
Printing, Books, Stationery, Stamps, and Advertisements .. ..	587	15	9			
Law Expenses (including Parliamentary Agent) .. ..	317	1	6			
Tradesmen's Bills (Vestry Hall) .. ..	286	13	10			
Sundries .. ..	252	18	11			
Repairs to Mortuary .. ..	147	0	0			
				5,171	6	7
SCHOOL BOARD FOR LONDON.. ..	46,873	11	9			
Do. do. Election Expenses	442	10	6			
				47,316	2	3
<b>LOANS—Highway Department—Interest ..</b>						
Do. Repayments ..	534	19	11			
Works Department—Interest ..	8,167	0	0			
Do. Repayments ..	81	0	0			
				160	0	0
				8,942	19	11
Balance in hand .. ..				15,248	7	5
				£129,898	11	11

£129,898 11 11

£129,898 11 11

## SEWERS RATE ACCOUNT.

	£	s.	d.
Balance in hand brought from last year's account ..	1,817	5	5½
Received on account of Rates .. .. .	139	15	1
"    "    of Drain Mouths and Gully Drains in New Streets .. .. .	1,101	0	7
"    "    other sources .. .. .	1	8	11
Adverse Balance .. .. .	1,111	16	0½
	<u>£4,171</u>	<u>6</u>	<u>1</u>

## METROPOLITAN CONSOLIDATED RATE ACCOUNT.

	£	s.	d.
Balance in hand brought from last year's account ..	46	12	11½
Received on account of Rates .. .. .	37,235	12	11
"    from Her Majesty's Treasury, as a Contribution by way of Bounty to the Rates on Govern- ment Property .. .. .	22	14	1
	<u>£37,304</u>	<u>19</u>	<u>11½</u>

	£	s.	d.
Sewers Jobbing Works .. .. .	1,771	4	2
New Sewer Works .. .. .	559	12	7
Sewer in Clifton Gardens (40 %)	524	8	0
Wages to Men .. .. .	920	0	0
General Rate Account for Repair of Roads .. .. .	50	5	9
Lighting Rate Account for Gas to Urinals .. .. .	33	15	3
Water to Urinals and for Flushing Sewers .. .. .	225	5	3
Tradesmen's Bills.. .. .	86	15	1
	<u>£4,171</u>	<u>6</u>	<u>1</u>

	£	s.	d.
Metropolitan Board of Works .. .. .	36,923	9	5
Balance in hand .. .. .	381	10	6½
	<u>£37,304</u>	<u>19</u>	<u>11½</u>



[B]

SUMMARY STATEMENT OF CONTRACTS entered into by the VESTRY of the PARISH of PADDINGTON,  
during the year ending on the 25th day of March, 1887, viz. :—

TENDER ACCEPTED.	NAME OF CONTRACTOR.	NATURE OF CONTRACT.	PRICE.
15th June, 1886 .. ..	Mr. Joshua Knights .. ..	For supply of Wood Paving Blocks .. ..	At £5 5s. per 1,000.
15th June, 1886 .. ..	Messrs. Greaves, Bull & Lakin .. ..	For supply of Portland Cement.. ..	At 2s. 10d. per Sack (hire of Sack, 1d.)
6th July, 1886 .. ..	Mr. Henry Covington .. ..	{ For supply of Thames Ballast .. ..	At 4s. 4d. per cubic yard.
		{ For supply of Thames Sand .. ..	At 6s. per cubic yard.
6th July, 1886 .. ..	Mr. Henry Lines .. ..	For supply of Hay, Straw, and Clover .. ..	As per Schedule of Prices.
6th July, 1886 .. ..	Mr. George Reynolds .. ..	For supply of Oats, Beans, and Bran .. ..	As per Schedule of Prices.
		For sifted Gravel.. ..	At 2s. 11½d. per ton.
		„ Hoggin .. ..	At 2s. 8d. per ton.
7th December, 1886 .....	Messrs. W. & J. Studds .. ..	„ the Reception of Road Scrapings, Street Sweepings, Garbage, and Snow .. ..	At 1s. 5½d. per ton.
		„ the Reception of Soft Core.. ..	At 2s. 6d. per ton.
		„ the Reception of Hard Core .. ..	At 1s. 8d. per ton.
21st December, 1886 .. ..	Messrs. Neave & Son .. ..	For construction of 630-ft. run of 4' 0" by 2' 6" Brick Sewer in Clifton Gardens .. ..	£1,311.
4th January, 1887 .. ..	Messrs. Knight & Sarney.. ..	For supply of Hay, Straw, and Clover .. ..	As per Schedule of Prices.
4th January, 1887 .. ..	Mr. George Reynolds .. ..	For supply of Oats, Beans, and Bran .. ..	As per Schedule of Prices.
1st March, 1887 .. ..	Messrs. Mowlem & Co. .. ..	For not exceeding 3,000 yards Guernsey Granite	At 12s. 9d. per yard.
1st March, 1887 .. ..	Mr. E. Tildesley .. ..	For not exceeding 2,000 yards Enderby Granite	At 11s. 3d. per yard.
1st March, 1887 .. ..	Messrs. Nowell & Robson .. ..	For not exceeding 2,000 yards Enderby Granite	At 11s. 5d. per yard.
15th March, 1887 .. ..	Messrs. Rogers & Dickens .. ..	For Paving Works .. ..	As per Schedule of Prices.

[C] SUMMARY STATEMENT of MONEYS owing to, and DEBTS and LIABILITIES owing by, the VESTRY of the PARISH of PADDINGTON, on the 25th day of March, 1887.

	£	s.	d.
Balance at Bankers, on General Account (including £1,500 15s. 1d., Moneys paid by Owners of Property under 105th Sec. of the Metropolis Management Act	17,288	7	11½
Outstanding Rates (including Arrears of former Rates) .. .. .	£11,199	6	4
Less Estimated Amount of Irrecoverable Rates, and deductions allowed under Poor Rate Assessment Act.. ..	4,161	6	4
	7,038	0	0
Sundry Debtors—			
Works Department .. .. .	567	11	3
Sewers do. .. .. .	—	—	—
Lighting do. .. .. .	—	—	—
Highway do. .. .. .	795	5	6
	1,362	16	9
Balances of Wages Accounts—			
Works Department .. .. .	108	2	2½
Lighting do. .. .. .	1	12	5
Highway do. .. .. .	27	12	8½
Sewers do. .. .. .	9	13	1
	147	0	5
Balance at Bankers, Highway and Sewers Department (on account of Drainage and Paving Works) .. .. .	292	12	0
Cash in hands of Mr. Harnden (on account of same works) .. .. .	138	19	6
	431	11	6
	£26,267	16	7½

and LIABILITIES owing by, the VESTRY of the 25th day of March, 1887.

	£	s.	d.
School Board for London .. .. .	11,147	15	8
Rent of Wharves .. .. .	387	10	0
Vestry Hall Bills .. .. .	475	0	4
Highway do. .. .. .	2,482	10	0
Sewers do. .. .. .	1,534	8	1
General Works do. .. .. .	1,588	7	9
Lighting do. .. .. .	1,581	4	7
Sanitary do. .. .. .	90	1	10
Liabilities under 105th Sec. Metropolis Management Acts	1,500	15	1
Liabilities on Drainage and Paving Works	£280	18	1
Liabilities under 105th Section Metropolis Management Acts (due to Owners) ..	150	13	5
	431	11	6

£21,219 4 10

LOANS.

	Original Debt.	Rate of Interest per Cent.	Paid off this year.	Total paid off.	Remaining unpaid.
Workhouse Debt .. .. .	£ 4,500	4 10	£ 150 0 0	£ 2,700 0 0	£ 1,800 0 0
Do. further .. .. .	5,000	4 10	166 13 4	2,833 6 8	2,166 13 4
Do. do. .. .. .	8,000	4 9	213 9 9	2,039 3 0	5,960 17 0
Do. Infirmary .. .. .	12,000	3 10	256 2 4	973 0 7	11,026 19 5
Do. do. .. .. .	18,000	3 10	371 0 4	1,675 7 5	16,324 12 7
Do. do. .. .. .	10,000	3 10	666 13 4	1,333 6 8	8,666 13 4
Do. do. .. .. .	3,000	3 10	429 0 0	429 0 0	2,571 0 0
Do. Furnishing do. .. .. .					
Do. Erection of Medical Officer's House and Registrar's Offices. .. .. .	2,900	3 10	193 6 8	193 6 8	2,706 13 4
Commissioners for Public Baths and Wash-houses .. .. .	48,500	4 9	1,617 6 6	13,373 11 9	35,126 8 3
Vestry—Purchase of Land at Alperton ..	3,200	3 15	160 0 0	1,120 0 0	2,080 0 0
Do. Do. Wood Paving .. .. .	13,000	3 15	2,600 0 0	13,000 0 0	—
Do. Do. do. .. .. .	12,000	3 10	2,400 0 0	9,600 0 0	2,400 0 0
Do. Do. do. .. .. .	19,000	3 10	3,167 0 0	9,499 0 0	9,501 0 0

We, the undersigned, being the Auditors appointed under the provisions of the "Metropolis Local Management Act," for the purpose of auditing the Accounts of the Vestry of the Parish of Paddington, do state that we have audited and allowed the Accounts of the Vestry for the year ending 25th March, 1887, of which the foregoing Account, marked A, is an abstract. And we state that the several Contracts entered into by the Vestry during the year ending 25th March, 1887, are specified in the foregoing Statement of such Contracts marked B. And that the Moneys owing to, and the Debts and Liabilities owing and incurred by, such Vestry respectively, are specified in the foregoing Statement of such Credits, Debts, and Liabilities respectively, marked C. And we further wish to state that the manner in which the Accounts are kept has met with our entire approbation. And we beg to thank Mr. Dethridge, the Vestry Clerk, for the able and courteous assistance he has rendered during the investigation.

Dated this 30th day of June, 1887.

I. BRUNEL, Chairman.  
 W. J. VICKERMAN,  
 F. CALDER-TURNER, } Auditors.  
 T. M. LAMBLE,

PADDINGTON.

RETURN showing the amount in the Pound levied by the Vestry during the Nineteen Years ending October, 1885, in respect of Rates made for payment of Liabilities of the Vestry, distinguishing those over which the Vestry has control from those over which it has no control :—

Half-year commencing at	Rate in the Pound.	Amounts over which the Vestry has control.							TOTAL.
		Poor.	Lighting.	General.	Sewers.	Main Drainage and Metropolitan Consolidated.	Church.		
		I.	II.	III.	IV.	V.	VI.		
1867, April ... ..	1 9	·61	1·5	6	·825	...	·5	9·435	
„ October ... ..	1 9	·16	1	5	·5	·047	...	6·707	
1868, April ... ..	1 8	·13	1·5	6	·72	...	·5	8·85	
„ October ... ..	1 9½	·18	1·5	5	·5	·04	...	7·22	
1869, April ... ..	1 9	1·19	1·5	4·5	·476	...	...	7·66	
„ October ... ..	2 0	·17	1	5·5	·5	·13	...	7·3	
1870, April ... ..	2 1	·13	1·5	6	...	·14	...	7·77	
„ October ... ..	1 11	·19	1	5	...	·03	...	6·22	
1871, April ... ..	1 6½	·11	1	4·5	...	...	·5	6·11	
„ October ... ..	1 9½	·4	1·5	5·57	...	·005	...	7·475	
1872, April ... ..	1 6½	·1	1·5	4·13	·38	·01	...	6·12	
„ October ... ..	1 7	·19	1	5	·5	·01	...	6·7	
1873, April ... ..	1 8	·45	1	4·7	·49	·07	...	6·71	
„ October ... ..	1 8½	·21	1	6·15	·5	·986	...	8·846	
1874, April ... ..	1 11	·15	1·5	4·18	·49	·22	...	6·54	
„ October ... ..	1 9	·15	1·5	6·74	·5	·07	...	8·96	
1875, April ... ..	1 8½	·09	1	5·13	...	·13	...	6·35	
„ October ... ..	1 9½	·18	1	4·8	·5	·02	...	6·5	

Amounts over which the Vestry has no control.															TOTAL.
POOR.										SEWERS.	GENERAL.	MAIN DRAINAGE.	METRO. CONSOLIDATED.		
Guardian Board.	Police.	County	Metropolitan Common Poor Fund.	Metropolitan Asylum District Rate.	West London District Schools.	Metropolitan Fire Brigade.	Baths and Wash-houses.	Precepts from M. B. of Works.	School Board for London.	Precepts from M. B. of Works.	Precepts from M. B. of Works.				
VII.	VIII.	IX.	X.	XI.	XII.	XIII.	XIV.	XV.	XVI.	XVII.	XVIII.				
3·28	3·453	1·64	...	...	...	...	...	3·17	...	...	...	...	...	11·54	
3·45	4·87	2·005	...	...	...	·501	...	...	...	3·45	...	...	...	14·27	
3·57	3·5	2·15	...	·12	...	...	...	1·77	...	...	...	...	...	11·11	
3·39	5·28	1·98	...	·11	·05	·46	...	...	...	2·95	...	...	...	14·22	
3·36	4·1	2·58	1·51	·13	·06	...	...	1·58	...	...	...	...	...	13·32	
3·69	5·59	1·79	1·59	·11	·05	·44	...	...	...	...	...	...	3·36	16·62	
5·07	3·91	2·66	1·69	·46	·06	...	...	...	...	...	...	...	...	17·2	
4·66	5·39	1·57	1·64	·4	·09	...	...	...	...	...	...	...	2·96	16·71	
3·92	4·8	1·64	1·43	·48	·08	...	...	...	...	...	...	...	...	12·35	
4·97	3·45	1·89	1·71	·92	·12	...	...	...	·43	...	·49	...	...	13·98	
3·02	2·91	1·62	2·44	·14	·19	...	·04	·11	·37	...	1·47	...	...	12·31	
3·21	3·13	1·47	2·6	·55	·24	...	·04	...	...	...	·98	...	...	12·22	
3·45	3·29	1·46	2·54	·61	·16	...	·04	·006	·29	...	1·49	...	...	13·33	
3·39	3·29	1·46	2·12	·45	·39	...	·15	·014	·35	...	...	...	...	11·61	
3·27	2·77	1·23	4·22	·605	·52	...	·19	·006	1·31	...	2·27	...	...	16·39	
3·11	1·81	1·2	2·1	·34	·57	...	·19	...	·76	...	1·92	...	...	12	
1·9	1·74	1·26	3·81	·52	·53	...	·19	...	1·36	...	2·86	...	...	14·17	
2·79	2·52	1·44	2·44	·76	·65	...	·68	...	1·19	...	2·48	...	...	14·95	

N.B.—The Roman Numerals at the head of each Column refer to the list on page 100.

PADDINGTON.

RETURN showing the amount in the Pound levied by the Vestry during the Liabilities of the Vestry, distinguishing those over which the

nineteen Years ending October, 1885, in respect of Rates made for payment of Vestry has control from those over which it has no control (Continued) :—

Half-year commencing at	Rate in the Pound.	Amounts over which the Vestry has control.							TOTAL.
		Poor.	Lighting	General.	Sewers.	Main Drainage and Metropolitan Consolidated.	Church.		
		I.	II.	III.	IV.	V.	VI.		
1876, April .. ..	1 7	·07	1	4·38	..	·02	..	5·47	
„ October .. ..	1 11	·26	1	5·78	·5	·02	..	7·56	
1877, April .. ..	1 7½	·07	1	5·17	..	·02	..	6·26	
„ October .. ..	1 11	·13	·5	5·83	·5	·02	..	6·98	
1878, April .. ..	1 8	·06	1	5·77	..	·002	..	6·832	
„ October .. ..	1 11	·12	·5	5·9	·5	·18	..	7·2	
1879, April .. ..	1 10	·08	1	6·02	..	·02	..	7·12	
„ October .. ..	1 11	·16	1	5·81	·5	·02	..	7·49	
1880, April .. ..	2 0	·09	·5	5·87	..	·025	..	6·485	
„ October .. ..	1 11½	·15	1	6	·5	·03	..	7·68	
1881, April .. ..	1 10	·005	1	6·3	..	..	..	7·305	
„ October .. ..	2 0	·07	·5	5·976	·5	..	..	7·046	
1882, April .. ..	1 10½	·007	1	5·42	..	..	..	6·427	
„ October .. ..	1 11½	·08	1	6·775	·5	..	..	8·355	
1883, April .. ..	1 11½	·007	·5	6·14	·5	..	..	7·147	
„ October .. ..	2 0½	·07	1	5·63	·5	..	..	7·2	
1884, April .. ..	2 0	·007	1	6·16	..	..	..	7·167	
„ October .. ..	2 2	·07	1	5·22	·5	..	..	6·79	
1885, April .. ..	2 3½	·03	·5	7·1	..	..	..	7·63	
„ October .. ..	2 3	·17	·5	5·6	·5	..	..	6·77	

Amounts over which the Vestry has no control.														TOTAL.
POOR.										SEWERS.	GENERAL.	MAIN DRAINAGE.	METRO. CONSOLIDATED.	
Parish.	Police.	County.	Metropolitan Common Poor Fund.	Metropolitan Asylum District Rate.	West London District Schools.	Metropolitan Fire Brigades.	Baths and Wash-houses.	Precepts from M. B. of Works.	School Board for London.	Precepts from M. B. of Works.	Precepts from M. B. of Works.	Precepts from M. B. of Works.	Precepts from M. B. of Works.	
II.	VIII.	IX.	X.	XI.	XII.	XIII.	XIV.	XV.	XVI.	XVII.	XVIII.	XVIII.	XVIII.	
·02	1·65	1·04	3·38	·64	·47	..	·18	..	1·62	..	2·47	13·47		
·55	2·61	2·08	2·32	·63	·76	..	·25	..	1·71	..	2·47	15·38		
·75	1·66	1·03	3·1	·76	·52	..	·108	..	2·33	..	1·98	13·228		
·13	2·2	1·3	3·96	·73	·69	..	·31	..	2·16	..	2·47	15·95		
·48	1·68	·83	2·99	·73	·62	..	·08	..	2·23	..	2·47	13·11		
·88	2·91	·96	3·46	·65	·74	..	·27	..	2·09	..	2·81	15·77		
·8	2·09	1·04	1·84	·93	·86	..	·29	..	3·6	..	2·47	14·92		
·4	2·51	1·09	2·18	·84	·95	..	·35	..	2·19	..	2·98	15·49		
·42	3·3	·98	1·98	·98	·93	..	·32	..	3·13	..	3·475	17·515		
·66	2·54	1·1	1·99	·87	·82	..	·37	..	2·5	..	2·97	15·87		
·9	2·2	·93	1·97	·98	·72	..	·3	..	2·7	..	3	14·7		
·17	2·6	1·08	2·06	1·8	·9	..	·32	..	3·024	..	3	16·954		
·96	2·34	·98	2·052	1·61	·73	..	·32	..	2·58	..	3·5	16·072		
·95	2·4	·975	1·856	1·404	·67	..	·18	..	2·205	..	3·5	15·135		
·09	2·6	·8	2·39	1·68	·62	..	·32	..	2·86	..	3	16·36		
·29	2·72	1·04	2·08	1·47	·64	..	·19	..	3·87	..	3	17·3		
·24	2·33	·88	2·16	1·55	·54	..	·29	..	3·34	..	3·5	16·83		
·72	2·66	·79	2·03	2·41	·64	..	·18	..	4·28	..	3·5	19·21		
·92	2·63	·79	2·25	2·02	·53	..	·33	..	4·4	..	4	19·87		
·79	2·62	1·05	2·45	1·64	·46	..	·32	..	4·9	..	4	20·23		

N.B.—The Roman Numerals at the head of each Column refer to the List on page 100.

(By Order) FRANK DETHRIDGE,  
Vestry Clerk.

# LIST OF THE PRINCIPAL STATUTES UNDER WHICH RATES ARE LEVIED.

---

\* \* \* The earliest Acts are alone given in this List, the object being to show the dates at which the duty of levying a rate was in each case imposed on the Parochial Authorities :—

- I. *Poor Rate*.—18 & 19 Vic., Cap. 120 (A.D. 1855). (Transferring to the existing Vestry the powers and duties given or reserved to the Vestry elected under the Local Act of 1824, 5 Geo. IV., Cap. 126, which superseded the Open Common Law Vestry).
- II. *Lighting Rate*.—The same.
- III. *General Rate*.—The same.
- IV. *Sewers Rate*.—The same.
- V. *Main Drainage and Metropolitan Consolidated Rate*.—The same.
- VI. *Church Building Rate*.—58 Geo. III., Cap. 45 (A.D. 1818).
- VII. *Poor Rate proper*.—43 Eliz., Cap. 2 (A.D. 1601).
- VIII. *Police Rate*.—10 Geo. IV., Cap. 44 (A.D. 1829).
- IX. *County Rate*.—12 Geo. II., Cap. 29 (A.D. 1738).
- X. *Common Poor Fund Rate*.—30 and 31 Vic., Cap. 6 (A.D. 1867).
- XI. *Metropolitan Asylum District Rate*.—The same.
- XII. *West London District School Rate*.—7 and 8 Vic., Cap. 101 (A.D. 1844).
- XIII. *Metropolitan Fire Brigade Rate*.—28 and 29 Vic., Cap. 90 (A.D. 1865).
- XIV. *Baths and Wash-houses Rate*.—9 and 10 Vic., Cap. 74 (A.D. 1846).
- XV. *Sewers Rate*.—18 and 19 Vic., Cap. 120 (A.D. 1855).
- XVI. *School Board Rate*.—33 and 34 Vic., Cap. 75 (A.D. 1870).
- XVII. *Main Drainage Rate*.—18 and 19 Vic., Cap. 120 (A.D. 1855).
- XVIII. *Metropolitan Consolidated Rate*.—32 and 33 Vic., Cap. 102 (A.D. 1869).

## P A D D I N G T O N .

RETURN showing the amount in the pound levied by the Vestry during the Nineteen Years ended October, 1885, in respect of rates made for payment of liabilities, distinguishing those over which the Vestry has control from those over which the Vestry has no control; also the number and Rateable value of houses in the Parish, the average Rateable value per house, and the average amount of Parochial Rates paid in respect of each house, &c.

Year.	No. of Houses.	Total Rateable value	Average Rateable value per House.	Rate per £.	Average amount of Parochial Rates paid per House.			ITEMS OVER WHICH THE VESTRY HAS CONTROL.			ITEMS OVER WHICH THE VESTRY HAS NO CONTROL.							
					£	s.	d.	Rate per £.	Average amount paid per House.		Rate per £.	Average amount paid per House.						
				s.	d.	£	s.	d.	s.	d.	£	s.	d.					
1867	11,436	729,838	64	3	6	11	4	0	1	4 $\frac{1}{4}$	4	6	8	2	1 $\frac{3}{4}$	6	17	4
1868	11,546	740,686	64	3	5 $\frac{1}{2}$	11	1	4	1	4	4	5	4	2	1 $\frac{1}{2}$	6	16	0
1869	11,623	759,158	65	3	9	12	3	9	1	2 $\frac{3}{4}$	3	19	10 $\frac{3}{4}$	2	6 $\frac{1}{4}$	8	3	10 $\frac{1}{2}$
1870	11,896	773,524	65	4	0	13	0	0	1	2	3	15	10	2	10	9	4	2
1871	12,141	954,868 (New Valuation)	78	3	4	13	0	0	1	1 $\frac{1}{2}$	4	7	9	2	2 $\frac{1}{2}$	8	12	3
1872	12,346	968,340	78	3	1 $\frac{1}{2}$	12	3	9	1	0 $\frac{3}{4}$	4	2	10 $\frac{1}{2}$	2	0 $\frac{3}{4}$	8	0	10 $\frac{1}{2}$
1873	12,548	984,582	79	3	4 $\frac{1}{2}$	13	6	7 $\frac{1}{2}$	1	3 $\frac{1}{2}$	5	2	0 $\frac{1}{2}$	2	1	8	4	7
1874	12,685	995,009	80	3	8	14	13	4	1	3 $\frac{1}{2}$	5	3	4	2	4 $\frac{1}{2}$	9	10	0
1875	12,804	1,004,095	80	3	6	14	0	0	1	0 $\frac{3}{4}$	4	5	0	2	5 $\frac{1}{4}$	9	15	0
1876	12,920	1,091,656 (New Valuation)	88	3	6	15	8	0	1	1	4	15	4	2	5	10	12	8
1877	12,953	1,098,262	84	3	6 $\frac{1}{2}$	14	17	6	1	1 $\frac{1}{4}$	4	12	9	2	5 $\frac{1}{4}$	10	4	9
1878	13,125	1,115,550	84	3	7	15	1	0	1	2	4	18	0	2	5	10	3	0
1879	13,275	1,125,644	84	3	9	15	15	0	1	2 $\frac{1}{2}$	5	1	6	2	6 $\frac{1}{4}$	10	13	6
1880	13,510	1,140,100	84	3	11 $\frac{1}{2}$	16	12	6	1	2	4	18	0	2	9 $\frac{1}{2}$	11	14	6
1881	13,776	1,214,844 (New Valuation)	88	3	10	16	17	4	1	2 $\frac{1}{4}$	5	4	6	2	7 $\frac{3}{4}$	11	12	10
1882	14,122	1,234,626	87	3	10	16	13	6	1	2 $\frac{3}{4}$	5	6	11 $\frac{1}{4}$	2	7 $\frac{1}{4}$	11	6	6 $\frac{3}{4}$
1883	14,335	1,243,708	87	4	0	17	8	0	1	2 $\frac{1}{4}$	5	3	3 $\frac{3}{4}$	2	9 $\frac{3}{4}$	12	4	8 $\frac{1}{4}$
1884	14,539	1,249,968	86	4	2	17	18	4	1	2	5	0	4	3	0	12	18	0
1885	14,667	1,259,732	86	4	6 $\frac{1}{2}$	19	10	7	1	2 $\frac{1}{2}$	5	3	11	3	4	14	6	8

## ACCOUNTS OF THE

*Paddington Freehold Charity Account,*

1886.	RECEIPTS.	£	s.	d.
To Amount of Rents received during the year .. .. .		1,005	2	3
" " received of the Commissioners of Income Tax, being the amount of Property Tax refunded to the Trustees ..		46	15	8

£1,051 17 11

*The Apprenticing Fund Account.*

1886.	£	s.	d.
To Balance in hand from last Account .. .. .	62	5	10
" Cheque cancelled and brought forward .. .. .	12	10	0
" Amount brought forward from General Account .. .. .	202	5	0

£277 0 10

*The Bread and Cheese Fund Account.*  
*(Devoted to purchase of Coals and Blankets.)*

1886.	£	s.	d.
To Balance in hand brought from last year's Account .. .. .	243	1	4
" Amount brought from General Account .. .. .	202	5	0

£445 6 4

## PADDINGTON CHARITIES.

*for the Year ending 31st December, 1886.*

1886.	PAYMENTS.	£	s.	d.
By Paid Budd & Son, a year's Tithe Rent Charge on Land at Bayswater (Hatherley Grove) to April, 1886 .. .. .		0	15	3
" " Mr. E. T. R. Wilde, for professional services in Auditing Accounts (1885) .. .. .		3	3	0
" " Clerk to Trustees, a year's Salary to Christmas, 1886 .. .. .		30	0	0
" " Mr. Lockyer, for professional services in reference to the rebuilding of Mr. Owen's premises in Hatherley Grove .. .. .		2	2	0
" " McCorquodale & Co., for Printing, &c. .. .. .		1	11	9
" " Skipper and East, for Cheque Book and Stamps .. .. .		1	18	8
" Cash carried to Apprenticing Fund Account .. .. .		202	5	0
" " " to Bread and Cheese .. .. .		202	5	0
" " " to Charity School .. .. .		606	14	9
" Paid Mr. Davison, for preparation of Claim for recovery of Property Tax .. .. .		0	10	6
" " Clerk to Trustees, for sundry payments .. .. .		0	12	0

(Signed) E. T. R. WILDE, Auditor.

£1,051 17 11

1886.	£	s.	d.
By Paid First Moiety of Premium with Four Apprentices .. .. .	50	0	0
" Paid Second Moiety of Premium with Seven Apprentices .. .. .	87	10	0
" Paid Solicitor for preparing Indentures .. .. .	15	2	8
" Paid for Advertisements .. .. .	3	6	6
" Paid Mr. J. Walker, for enquiring as to the responsibility of proposed Masters for Apprentices .. .. .	1	5	0
Balance in hand .. .. .	119	16	8

£277 0 10

1886.	£	s.	d.
By Paid Messrs. Early & Son, for 140 pairs of Blankets (1885) .. .. .	77	15	6
" Paid do do for 140 pairs of do. .. .. .	73	10	0
" Paid Messrs. Parry, for 100 Tons of Coals, at 15s. 9d. per Ton .. .. .	78	15	0
" Paid do for 50 Tons of do. at 15s. 6d. per Ton .. .. .	38	15	0
" Paid Messrs. Case, for 45 Tons 6 cwt. of Coals, at 15s. 6d. per Ton, and for loading and carting .. .. .	36	1	8
" Paid Mr. Brooks for delivery of Coals at abodes of recipients of Tickets .. .. .	25	0	0
" Paid Matthews for distributing Blankets .. .. .	1	8	0
" Paid Mr. Unite, for Coal Sacks .. .. .	1	10	0
" Paid Jas. Stevens and another for attendance at the Parish Wharf to deliver Coals, and keeping account of same .. .. .	5	0	0
Balance in hand .. .. .	107	11	2

£445 6 4

## PADDINGTON FREEHOLD CHARITY ACCOUNT—Continued.

*The Charity School Fund Account.*

1886.	£	s.	d.
To Amount brought from General Account .. .. .	606	14	9

1886.	£	s.	d.
By Paid to the Chairmen of the several School Committees .. .. .	606	14	9

*Paddington Enfranchised Copyholds Charity Estate Account, for the Year ending 31st December, 1886.*

1886.	£	s.	d.
To Amount of Rents received during the year .. .. .	270	13	4
„ To Dividends on £10,201 6s. 11d. Consolidated 3 per cent. Annuities	295	16	10
„ Amount received from Commissioners of Income Tax, being amount of Property Tax refunded to the Trustees .. .. .	21	2	4
	<hr/>		
	£587	12	6

1886.	£	s.	d.
By Paid Mr. E. T. R. Wilde, for Professional Services in auditing the Accounts of the Charity for the year ending 31st December, 1885	3	3	0
„ Paid Messrs. McCorquodale & Co., for Printing .. .. .	1	11	9
„ Paid Clerk to the Trustees a Year's Salary to Christmas, 1886 ..	30	0	0
„ Paid Mr. Davison, for preparation of claim for recovery of Property Tax	0	10	6
„ Cash carried to Apprenticing Fund Account .. .. .	110	9	6
„ „ „ to Bread and Cheese „ .. .. .	110	9	5
„ „ „ to Charity School „ .. .. .	331	8	4
	<hr/>		
(Signed) E. T. R. WILDE, Auditor.	£587	12	6

*The Apprenticing Fund Account.*

1886.	£	s.	d.
To Balance in hand brought from last year's Account .. .. .	30	14	10
„ Amount brought from General Account .. .. .	110	9	6
„ Adverse Balance .. .. .	25	17	2
	<hr/>		
	£167	1	6

1886.	£	s.	d.
By Paid 1st Moiety of Premiums with 4 Apprentices .. .. .	50	0	0
„ „ 2nd „ „ 8 Apprentices .. .. .	100	0	0
„ Paid for Advertisements .. .. .	3	6	6
„ Paid Solicitor for preparing Indentures .. .. .	12	10	0
„ Paid Mr. Walker, for services rendered in enquiring as to the responsibility of proposed Masters for Apprentices .. .. .	1	5	0
	<hr/>		
	£167	1	6



## PADDINGTON ENFRANCHISED COPYHOLDS CHARITY ESTATE ACCOUNT.—Continued.

*The Bread and Cheese Fund Account.*  
(Devoted to the Purchase of Coals and Blankets).

1886.	£ s. d.
To Balance in hand from last year's Account .. .. .	114 13 3
„ Amount brought from General Account .. .. .	110 9 5
	£225 2 8

1886.	£ s. d.
By Paid Messrs. Early for 70 pairs of Blankets .. .. .	38 17 9
„ Paid do. for 70 pairs do. .. .. .	36 15 0
„ Paid Messrs. Parry for 50 Tons of Coals, at 15s. 9d. per Ton ..	39 7 6
„ Paid do. for 25 Tons do. at 15s. 6d. per Ton ..	19 7 6
„ Paid Mr. Brooks for delivery of coals at abodes of recipients of Tickets	12 10 0
„ Paid Mr. Matthews for distributing Blankets .. .. .	0 14 0
„ Paid Mr. J. Stevens and another for attendance at the Parish Wharf to deliver Coals, and for keeping an account of same .. .. .	2 10 0
„ Paid Mr. Unite for Coal Sacks .. .. .	1 10 0
Balance in hand .. .. .	73 10 11
	£225 2 8

*The Charity School Fund Account.*

1886.	£ s. d.
To amount brought from General Account .. .. .	331 8 4

1886.	£ s. d.
By Paid to the Chairmen of the several School Committees .. .. .	331 8 4

*The Almshouse Ground Charity Account*

1886.	£ s. d.
To Balance in hand .. .. .	205 13 9
„ Amount of Rents received .. .. .	183 13 4
„ Dividends on £350 14s. 8d. Consolidated 3 per cent. Annuities ..	10 10 4
„ Amount received of Commissioners of Income Tax, being amount refunded to the Trustees .. .. .	14 6 8
	£414 4 1

*for the Year ending 31st December, 1886.*

1886.	£ s. d.
By Paid Pensioners during the Year .. .. .	154 15 0
„ Paid Treasurer of St. Mary's Girls' and Infants' Schools, for hire of a suitable House for the residence of Schoolmistress and Assistants, pursuant to the Scheme .. .. .	50 0 0
„ Paid Clerk to the Trustees a year's Salary to the 7th day of August, 1886 ..	10 0 0
„ Paid Solicitor for Law Expenses .. .. .	3 17 10
„ Paid for Advertisements .. .. .	12 5 6
„ Paid Messrs. McCorquodale for Printing .. .. .	1 18 6
Balance in hand .. .. .	181 7 3

(Signed) T. M. LAMBLE, }  
F. CALDER-TURNER, } *Auditors.*

£414 4 1

*The Marion Mayne Charity Account*

1886.	£ s. d.
To Balance in hand .. .. .	123 3 5
„ Dividends on £5,516 7s. 7d. Consolidated 3 per cent. Annuities ..	165 9 10
	£288 13 3

*for the Year ending 31st December, 1886.*

1886.	£ s. d.
By Paid Pensioners during the Year .. .. .	139 2 0
„ Paid for Advertisements .. .. .	4 11 6
„ Paid Vestry of Paddington towards maintenance of Paddington Green for the year 1886, pursuant to the Scheme .. .. .	35 0 0
„ Paid Clerk to Trustees a year's Salary to 14th September, 1886 ..	10 0 0
Balance in hand .. .. .	99 19 9

(Signed) T. M. LAMBLE, }  
F. CALDER-TURNER, } *Auditors.*

£288 13 3

*The Smith's Bequest Account for the Year ending 31st December, 1886.*

1886.	£	s.	d.
To Balance in hand .. .. .	307	10	7
„ Amount Received of the Charity Commissioners, Dividends on £9,985 3s. 8d. Consolidated 3 per cent. Annuities (January and July), 1886 .. .. .	299	11	0
	<u>£607</u>	<u>1</u>	<u>7</u>

1886.	£	s.	d.
By Cash Paid to Governors of Smith's Bequest, on account of Pensions	140	0	0
„ Cash Paid on account of do. .. .. .	150	0	0
Balance in hand .. .. .	317	1	7
	<u>£607</u>	<u>1</u>	<u>7</u>

*Smith's Bequest (Governors' Account).*

1886.	£	s.	d.
To Balance in hand .. .. .	6	15	7
„ Amount received from the Trustees of the Almshouse Ground Estate (Smith's Bequest) .. .. .	290	0	0
	<u>£296</u>	<u>15</u>	<u>7</u>

1886.	£	s.	d.
By Cash Paid Pensions, as under, viz.:			
1 at £20 .. .. .	£20		
4 at £15 .. .. .	£60		
20 at £10 .. .. .	£200		
	280	0	0
„ Cash paid Clerk to the Governors a year's Salary to 29th Oct., 1886..	10	0	0
Balance in hand .. .. .	6	15	7
Examined and found correct,	<u>£296</u>	<u>15</u>	<u>7</u>
	I. BRUNEL,		
	T. M. LAMBLE,	} Auditors.	

*Abourne and Johnson's Charities.*

1886.	£	s.	d.
Abourne's Charity .. .. .	9	0	0
Johnson's Charity* .. .. .			
	<u>£9</u>	<u>0</u>	<u>0</u>

1886.	£	s.	d.
By Paid Elliott & Son for Order Book for Charities .. .. .	0	7	3
„ Paid Ginger for 48 Meat Tickets given by Mr. Williams .. .. .	4	3	9
„ Paid Ginger for 47 Meat Tickets given by Mr. Mills .. .. .	4	6	6
Balance remaining in Mr. Williams' hands .. .. .	0	2	6
Examined and found correct,	<u>£9</u>	<u>0</u>	<u>0</u>
	W. J. VICKERMAN,		
	T. M. LAMBLE,	} Auditors.	

\* (£1), not received in time for this Account.

Year ending 31st December 1888

1888	
By Cash Paid to Governor of South's Report on account of Pensions	150 0 0
" Cash Paid on account of do.	150 0 0
Balance in hand	311 1 7
	<hr/>
	450 1 7

Governor's Account

1888	
By Cash Paid Pensions, as under, viz:	
1 at £20	20 0 0
4 at £15	60 0 0
20 at £10	200 0 0
	<hr/>
	280 0 0
" Cash paid Clerk to the Governor's year's Salary to 30th Oct. 1888	10 0 0
Balance in hand	6 11 7
	<hr/>
	296 11 7

T. M. LAMBLE }  
J. BRUNEL }  
Auditors

Governor's Charities

1888	
By Cash Paid to Mr. Williams for Order Book for Charities	0 0 0
" Paid Ginger for 48 Meat Tickets given by Mr. Williams	1 0 0
" Paid Ginger for 47 Meat Tickets given by Mr. Mills	1 0 0
Balance remaining in Mr. Williams hands	0 0 0
	<hr/>
	2 0 0

T. M. LAMBLE }  
W. G. VICKERMAN }  
Auditors

# Paddington.

---

## SCHEDULE

OF THE WHOLE OF THE

## PAROCHIAL CHARITIES,

*Shewing the names of the Trustees of such Charities, the description and income of the Property belonging thereto, and the mode of distribution; prepared by the Vestry Clerk, pursuant to "Metropolis Local Management Act" (18 and 19 Vic. c. 120, s. 199).*

Name of Charity.	Names and Descriptions of the Trustees for the Current Year.	Detailed Description of the Property.
<b>Freehold Estate</b>	<p>Charles M. Roche, 98, Glo'ster Terrace, W., solicitor</p> <p>R. C. Greatorex, 6, Upper Westbourne Terrace, W., surveyor</p> <p>Charles Braid, 94, Springfield Road, Preston Park, Brighton</p> <p>William Ellis, 40, Clifton Gardens, W.</p>	<p>Freehold Ground Rents on Nos. 75 to 89, Lancaster Gate (both inclusive), and Ornamental Garden Inclosure</p> <p>Freehold Ground Rents on Nos. 4 to 36 on the east side, and 7 to 27 on the west side of Hatherley Grove, and Nos. 10 and 12, Westbourne Grove</p>
<b>Enfranchised Copyholds</b>	<p>William Urquhart, 107, Portsdown Road, varnish manufacturer</p> <p>William Naylor, 107, Clifton Hill, St. John's Wood</p> <p>John H. Hunter, 40, Glo'ster Crescent</p> <p>Sir Charles Brodie Locock, Bt., 22, Glo'ster Square</p> <p>Robert Frederick Whur, 28, Craven Terrace, tailor</p> <p>John Williams, 171, Portsdown Road, contractor</p>	<p>Ground Rents on Nos. 82 to 87, Harrow Road (both inclusive)</p> <p>Dividends on £10,201 6s. 11d.—3 per Cent. Consols</p>
<b>Almshouse Charity</b> (As settled by scheme in Chancery dated 7th August, 1871)	<p>Rev. Walter Abbott, M.A. (as Vicar of Paddington)</p> <p>Rev. Alfred Scott (as Vicar of St. Mary's, Paddington)</p> <p>William Ellis, 40, Clifton Gardens</p>	<p>The site of the Girls and Infants Schools of St. Mary</p> <p>Ground Rents on Nos. 1, 2, 3, 4, and 5, Romilly Terrace, Harrow Road, and Engine House, Hermitage Street, and</p>

Names and Descriptions of the Persons in whom the Property is vested.	Present Annual Income of the Property.	Mode of Distribution.
<p>By a deed dated 16th March, 1871, the ground rents of the estate were vested in the</p> <p>Rev. J. Moorhouse (now Bishop of Manchester)  Benjamin Shaw (deceased)  Charles M. Roche, solicitor  R. C. Greatorex, surveyor  Charles Braid  Wm. Ellis</p>	<p>£620</p> <p>£420</p>	<p>The Scheme of the 12th December, 1837, which regulates the Charity, provides that three-fifths are to be paid to the Chairmen of the Parochial National and Infant Schools in aid of such Schools, one-fifth to be applied in apprenticing Sons and Daughters of Poor Parishioners, and the remaining one-fifth in the distribution of bread, cheese, coals, blankets, and other necessary articles</p>
<p>By a deed dated 10th Oct., 1873, the ground rents of the estate were vested in</p> <p>Henry Morris Kemshead, J.P. (deceased)  John Wilson (deceased)  Robt. Evans (deceased)  Wm. Urquhart, varnish manufacturer  Wm. Naylor  John H. Hunter</p>	<p>£280</p>	<p>Same as that of Freehold Estate (pursuant to Order of the Court of Chancery, dated 12th December, 1837)</p>
<p>The Paymaster-General on behalf of Chancery Division of the High Court of Justice</p>	<p>£306 0s. 9d.</p>	
<p>The Charity Commissioners</p>	<p>None</p> <p>£190</p>	<p>To be held for use of such Schools.</p> <p>£50 per Annum to the Treasurer of the Girls' and Infants' Schools in St. Mary's, Paddington, in aid of such Schools, so long as such payment does not cause a reduction in or disallowance of, any Govern-</p>

Name of Charity.	Names and Description of the Trustees for the Current Year.	Detailed Description of the Property.
<b>Almshouse Charity—(continued)</b>	Sir Charles Brodie Locock, Bart., 22, Glo'ster Square James Corry Sherrard, J.P., 7, Oxford Square Edward Parker Young, 30, Westbourne Square, sur- geon	Dividends on £350 14s. 8d., includ- ing £160 2s. 2d. (formerly King's Charity)—3 per cent. Consols
<b>Augustus Frederick Smith's Bequest (under his will, proved 19 March, 1881)</b>	Rev. Walter Abbott, M.A. <i>(as Vicar of Paddington)</i> John Williams, 171, Ports- down Road, contractor Wm. Hy. Mills, 19, Cam- bridge Terrace <i>(as Churchwardens of Paddington)</i> Richard Henry Jackson, 128, Elgin Avenue, victualler William Long, 1, Kildare Gardens <i>(as Overseers of Paddington)</i>	Dividends on £9,985 3s. 8d.—3 per Cent. Consols
<b>Marion Mayne's Charity</b>	Rev. Walter Abbott <i>(as Vicar of Paddington)</i> Rev. Alfred Scott <i>(as Vicar of St. Mary's, Paddington)</i> John Williams, 171, Ports- down Road, contractor William Henry Mills, 19, Cambridge Terrace <i>(as Churchwardens of Paddington)</i> George Gwynne Bird, 22, St. Mary's Terrace, surgeon Benjamin Campbell, 86, Har- row Road, grocer <i>(as Churchwardens of St. Mary's, Paddington)</i>	Dividends on £5,516 7s. 7d.—3 per Cent. Consols

Names and Description of the Persons in whom the Property is Vested.	Present Annual Income of the Property.	Mode of Distribution.
The Charity Commissioners	£10 10s. 4d.	<p>ment grant in aid of elementary education; should it do so the Trustees are to be at liberty to apply to the Judge in Chambers, or to the Charity Commissioners, as to the disposition of the said £50 per annum</p> <p>One Pension of £15 per annum and Thirteen Pensions of £10 per annum to decayed Inhabitants of the age of 65 or upwards, who shall have resided for the space of 15 years in this Parish, and shall not have been in receipt of relief from Poor's Rates</p>
The Charity Commissioners	£299 11s. 1d. (paid in the first instance to the Trustees of the Almshouse Charity)	Distributed amongst such or so many poor women (not being married at the time of the receipt thereof) above sixty years of age, resident in Paddington, and in such sums and proportions, not being more than £20 per annum, and not less than £10 per annum, for such persons as the Trustees shall in their discretion think fit and proper
The Charity Commissioners	£165 9s. 9d.	By the Scheme approved by the Master of the Rolls on the 22nd day of June, 1872, the Trustees are to apply the sum of £5 per annum in keeping in repair the tablets, tombstones, and gravestones of Marion Mayne and others; to pay the Vestry of the Parish of Paddington the sum of £35 per annum towards the maintenance in good order of Paddington Green; to distribute to poor deserving residents of Paddington a sum not exceeding £50 in any one year, and to grant annuities not exceeding six shillings per week each to poor aged persons, residents in Paddington.



Name of Charity.	Names and Descriptions of the Trustees for the Current Year.	Detailed Description of the Property.
<b>Abourne's Charity</b>	John Williams, 171, Portsdown Road, contractor Wm. Hy. Mills, 19, Cambridge Terrace (as Churchwardens of Paddington)	Dividends on £300 reduced Bank Annuities
<b>Johnson's Charity</b>	John Williams, 171, Portsdown Road, contractor Wm. Hy. Mills, 19, Cambridge Terrace (as Churchwardens of Paddington)	One year's quit rent, issuing out of Nos. 14, 15, 16, and 17, Paddington Green, and payable annually on St. Thomas's Day (21 Dec.)

Names and Descriptions of the Persons in whom the Property is vested.	Present Annual Income of the Property.	Mode of Distribution.
The Charity Commissioners	£9	The Donor directed the sum to be distributed by the Churchwardens of Paddington in Meat and Bread to poor Parishioners
The Churchwardens for the time being	£1	Distributed by the Churchwardens to the Poor in small sums

By Order of the Vestry,

FRANK DETHRIDGE,

*Vestry Clerk.*

VESTRY HALL, HARROW ROAD.

STATEMENT OF CERTAIN PAYMENTS MADE TO OR BY THE  
VESTRY AND CHURCHWARDENS UNDER VARIOUS ACTS  
OF PARLIAMENT.

1. A sum of £12 is paid annually under 26 Geo. 2, cap. 43, to the Ecclesiastical Commissioners by the Churchwardens out of moneys supplied by the Vestry as rent for land granted by a former Bishop of London for the enlargement of the Churchyard. The Vestry is recouped a portion of this £12 by an annual payment of £3 under the same Act to the Churchwardens by the Vicar of Paddington, and of £3 by the Parish Clerk (if any).
2. A sum of £15 is paid annually under the private Act 35 Geo. 3, cap. 83, to the Churchwardens by the Ecclesiastical Commissioners as compensation for the enclosure of waste lands by a former Bishop of London, and is paid by the Churchwardens to the credit of the Vestry General Account.
3. A sum of £2 is paid annually under 3 Geo. 3, cap. 50, to the Vestry by the Churchwardens of St. George's, Hanover Square, in lieu of parochial rates for the burial ground in Uxbridge Road, and is placed to the credit of the Vestry General Account.

4. HARVIST'S ESTATE.

A proportion of the rents of this Estate (amounting in the year ending Lady-day, 1887, to £117 17s. 9d.) is paid annually under 10 Geo. 4, cap. 59, and private Act 18 and 19 Vic., cap. 11, to the Vestry by the Hendon Union Rural Sanitary Authority, and is applied towards the repair of the Highway of the Edgware Road.

5. LYON'S ESTATE.

A proportion of the rents of this Estate (amounting in the year ending Lady-day, 1887, to £475 5s. 5d.) is paid annually to the Vestry under the same Acts and by the same Authority as in Harvist's Estate, and is applied towards the repair of the Highway of the Harrow Road.


By order of the Vestry,

FRANK DETHRIDGE,

*Vestry Clerk.*

VESTRY HALL, HARROW ROAD.





L  
COUNTY

# REPORT

ON THE

# HEALTH OF PADDINGTON,

FOR THE

*QUARTER ENDING JANUARY 2<sup>ND</sup>, 1886.*

BY

JAMES STEVENSON, M.D.,

*Medical Officer of Health.*

---

LONDON:

PRINTED BY McCORQUODALE & CO., LIMITED,

CARDINGTON STREET, HAMPSTEAD ROAD, N.W.

---

1886.

REVISED

1880

DEPARTMENT OF THE INTERIOR

GENERAL LAND OFFICE

WASHINGTON

1880

OFFICE OF THE REGISTER

WASHINGTON

REGISTERED

1880

THE REGISTER OF THE GENERAL LAND OFFICE  
HAS THE HONOR TO ANNOUNCE THAT THE  
LANDS BELONGING TO THE UNITED STATES  
AND THE DISTRICT OF COLUMBIA  
ARE NOW BEING OFFERED FOR SALE  
AND THE TERMS OF SALE ARE AS FOLLOWS

# REPORT

ON THE

## HEALTH OF PADDINGTON,

*For the Quarter ending January 2nd, 1886.*

BY JAMES STEVENSON, M.D.,

*Medical Officer of Health.*

TABLE I.

SHEWING THE BIRTHS AND DEATHS IN PADDINGTON, ALSO THE MEAN TEMPERATURE IN LONDON in each week of the fourth quarter of the year 1885.

Week ending		BIRTHS.		DEATHS.		Mean Temperature (Fahrenheit). Degrees.
		St. Mary's.	St. John's.	St. Mary's.	St. John's.	
October	10.....	45	8	19	3	47·6
"	17.....	46	16	23	3	45·4
"	24.....	48	11	19	8	45·1
"	31.....	47	13	27	11	44·0
November	7.....	41	13	13	6	44·6
"	14.....	48	12	30	5	43·3
"	21.....	45	10	36	13	38·1
"	28.....	44	10	25	14	45·1
December	5.....	46	15	30	7	44·8
"	12.....	36	9	24	6	32·7
"	19.....	42	12	26	13	42·4
"	26.....	46	8	34	6	39·3
January	2.....	55	10	25	8	40·5
TOTAL .....		589	147	331	103	42·5

During the 13 weeks ending January 2nd, 1886, being the fourth quarter of the registration year, 736 births and 474 deaths were registered in Paddington. Of the 736 births, comprising 373 male and 363 female children, 589 occurred



in St. Mary's and 147 in St. John's Sub-district. The 736 births were equivalent to an annual rate of 26·3 per 1,000 of the estimated population of the parish. In London the births were equal to an annual rate of 32·8 per 1,000.

Deducting from the total deaths (474) those of 56 non-parishioners—42 in St. Mary's Hospital, 12 in the Children's Hospital, Paddington Green, and 2 in the Lock Hospital—the corrected number of deaths in the parish is seen to be 418. To this number must be added the deaths of 16 parishioners in extra-parochial hospitals and institutions within the metropolis during the same period, making a total of 434 deaths—201 males and 233 females—equivalent to an annual death-rate of 15·5 per 1,000 inhabitants. The number of births and of deaths, together with the birth and death-rates in the parish, and in its two sub-districts, during the quarter, is shown in the subjoined table:—

TABLE II.

Sub-Districts.	Estimated Population.	Births.	Birth-rate per 1,000 of Population.	Deaths.	Death-rate per 1,000 of Population.
St. Mary's ... ..	74,925	589	31·4	331	17·6
St. John's ... ..	37,032	147	15·9	103	11·1
Paddington ... ..	111,957	736	26·3	434	15·5

In London the death-rate for the quarter was 19·5

In Edinburgh ... .. 19·0

In Glasgow ... .. 24·6

In Dublin ... .. 27·0

In England and Wales ... .. 18·5

In Paddington... .. 15·5

The corrected number of deaths in the parish from all causes during the corresponding quarter of the years 1877—1885, was as under :—

Fourth Quarter of Year.	Total Deaths.
1877	410
1878	447
1879	522
1880	415
1881	415
1882	434
1883	449
1884	516
1885	434

In the public institutions in the parish there were 114 deaths—viz., 39 in the Workhouse, 13 in the Children's Hospital, 3 in the Lock Hospital, and 59 in St. Mary's Hospital. The 39 deaths in the Workhouse (15 males and 24 females) being regarded as those of parishioners, are included in the 331 deaths in St. Mary's Sub-district; 42 of the deaths in St. Mary's Hospital were of non-parishioners, as were also 12 of the deaths in the Children's Hospital, and 2 of the deaths in the Lock Hospital, and are therefore not dealt with in this report.

In extra-parochial hospitals and institutions within the metropolis, there were 16 deaths of parishioners, as under :—

Hospitals and Institutions.	Deaths.
Brompton Hospital	3
Charing Cross Hospital	1
Middlesex Hospital	1
Queen Charlotte's Hospital	1
Royal Free Hospital	1

Hospitals and Institutions.	Deaths.
St. George's Hospital ... ..	5
St. Thomas's Hospital ... ..	1
Bethnal House Asylum ... ..	2
Hospital Ship "Atlas" ... ..	1

These 16 deaths—11 of parishioners from St. Mary's Sub-district, and 5 of parishioners from St. John's—are included in the total deaths (434), and throughout this report are dealt with in the same manner as if they had actually occurred in the parish.

TABLE III.—MORTALITY AT DIFFERENT AGES.

Sub-districts.	Under 1 year.	Under 5 years.	65 years and upwards.	Percentage of Deaths of Infants under 1 year to Registered Births.	Percentage of Deaths of Children under 5 years of Total Deaths.
St. Mary's ... ..	84	120	60	14·3	36·3
St. John's ... ..	8	18	27	5·4	17·5
Paddington ... ..	92	138	87	12·5	31·8

Of the 434 deaths, 92 were of infants under 1 year of age, 138 of children under 5 years, and 87 of persons aged 65 years and upwards.

The rate of infantile mortality in Paddington was 125 deaths to 1,000 registered births. In London it was 135; in the twenty-seven largest provincial towns it averaged 155, ranging from 117 in Norwich to 251 in Bolton. Of 50 other provincial towns the highest rate was reached by Stockport, where it was 252 per 1,000 births.

The deaths of children under 5 years of age constituted 31·8 per cent of the total deaths—21 were due to one or other

of the seven principal zymotic diseases, and occurred in St. Mary's Sub district.

TABLE IV.

*Principal causes of death in Paddington during the 13 weeks ending 2nd January, 1886.*

	ST. MARY'S.	ST. JOHN'S.	TOTAL.	
Smallpox ... ..	2	...	2	} Total deaths from the seven principal zymotic diseases, 34.
Measles ... ..	11	...	11	
Scarlet Fever ... ..	...	...	...	
Diphtheria ... ..	4	1	5	
Whooping Cough ... ..	9	...	9	
Fever ... ..	3	3	6	
Diarrhœa ... ..	1	...	1	
Diseases of Respiratory Organs	80	22	102	
Phthisis ... ..	38	10	48	
Heart Disease ... ..	30	14	44	
Cancer ... ..	6	8	14	
Violence ... ..	11	3	14	

The number of deaths from the seven principal preventable diseases was 34, the same as in the corresponding quarter of last year, and was equivalent to an annual rate of 1·2 per 1,000 inhabitants. In London the death-rate was equivalent to an annual rate of 2·12 per 1,000 inhabitants. In the 27 largest provincial towns it ranged from 0·55 in Huddersfield to 3·41 in Liverpool. In England and Wales the deaths corresponded to an annual rate of 1·89 per 1,000, against an average rate of 2·64 for the ten preceding fourth quarters.

*Smallpox* caused the deaths of 2 parishioners, 1 of which occurred in Paddington, and the other on board the Hospital Ship "Atlas." 3 cases from St. Mary's, and 2 from St.

John's Sub-districts were sent to the Asylum Hospitals. In London during the quarter there were 13 deaths.

*Measles* caused 11 deaths, all in St. Mary's Sub-district, corresponding to an annual rate of 0·39 per 1,000 inhabitants. In London the rate was 0·63 per 1,000.

*Scarlet Fever* caused no death in Paddington. 6 cases were sent to the Asylum Hospitals. All were from St. Mary's Sub-district. In London the death-rate was 0·19 per 1,000.

*Diphtheria* caused 5 deaths, equivalent to an annual rate of 0·18 per 1,000. All the houses in which the deaths occurred were carefully inspected. Four were in a fair sanitary condition. In one the head of a soil pipe opened near a window. In London the death-rate was 0·24.

*Whooping Cough* caused 9 deaths, all in St. Mary's Sub-district, equivalent to an annual rate of 0·32 per 1,000 inhabitants. In London the rate was 0·66 per 1,000.

*Fever* caused 6 deaths, 5 of which were ascribed to typhoid and 1 to simple continued fever. One typhoid case was sent from St. Mary's Sub-district to an Asylum Hospital. House in fair sanitary condition. In St. Mary's Sub-district the fatal typhoid cases were as under:—

- (1.) Clifton Gardens. Dealer in fine arts, aged 52. No defect was discovered in the house.
- (2.) Westbourne Terrace North. A billiard marker, aged 28. House in fair sanitary condition.

In St. John's Sub-district the fatal cases were as under:—

- (1.) St. George's Hospital. A butler, aged 23. Admitted from Lancaster Gate. Disease contracted at Margate.
- (2.) Sussex Gardens. Architect, aged 28. Disease said to have been contracted in Italy.
- (3.) St. Mary's Hospital. Wife of a coachman, aged 24. Admitted from Lancaster Mews. The cistern overflow entered closet; closet offensive.

TABLE V.

*Showing the localities in which deaths from the seven principal zymotic diseases occurred during the fourth quarter of the year, ending 2nd January, 1886.*

NAMES OF PLACES.	Smallpox.	Meas'es.	Scarlet Fever.	Diphtheria.	Whooping Cough.	FEVER.			Diarrhoea.	Total.
						Typhus.	Typhoid.	Simple Continued Fever.		
ST. MARY'S SUB-DISTRICT										
Brindley Street ... ..	1	...	...	...	...	...	...	...	...	1
Albert Street ... ..	...	1	...	...	...	...	...	...	...	1
Irongate Wharf Road..	...	1	...	...	...	...	...	...	...	1
Kilburn Park Road ...	...	1	...	1	1	...	...	...	...	3
Portsdown Mews... ..	...	...	...	1	...	...	...	...	...	1
Hall Place ... ..	...	3	...	...	2	...	...	...	...	5
Shirland Road ... ..	...	...	...	...	...	...	...	1	1	2
Barnsdale Road ... ..	1	...	...	...	...	...	...	...	...	1
North Wharf Road ...	...	1	...	...	...	...	...	...	...	1
Southam Street ... ..	...	...	...	1	...	...	...	...	...	1
Kensal Road ... ..	...	...	...	...	1	...	...	...	...	1
Kildare Terrace ... ..	...	...	...	...	1	...	...	...	...	1
Marlboro' Street ... ..	...	...	...	1	...	...	...	...	...	1
Clifton Gardens ... ..	...	...	...	...	...	...	1	...	...	1
Church Street ... ..	...	1	...	...	...	...	...	...	...	1
Hermitage Street ... ..	...	...	...	...	1	...	...	...	...	1
Braithwaite Place ...	...	...	...	...	1	...	...	...	...	1
Westbourne Terrace ...	...	...	...	...	...	...	1	...	...	1
Hethpool Street ... ..	...	...	...	...	1	...	...	...	...	1
Statham Street ... ..	...	1	...	...	...	...	...	...	...	1
Dartington Terrace ...	...	1	...	...	...	...	...	...	...	1
Chippenham Road ... ..	...	...	...	...	1	...	...	...	...	1
Alfred Road ... ..	...	1	...	...	...	...	...	...	...	1
Total St. Mary's Sub-Dis.	2	11	...	4	9	...	2	1	1	30

TABLE V.—Continued.

NAMES OF PLACES.	Smallpox.	Measles.	Scarlet Fever.	Diphtheria.	Whooping Cough.	FEVER.			Diarrhœa.	Total.
						Typhus.	Typhoid.	Simple Continued Fever.		
ST. JOHN'S SUB-DISTRICT										
Sussex Gardens ... ..	...	...	...	...	...	...	1	...	...	1
Clarendon Street ... ..	...	...	...	*1	...	...	...	...	...	1
Lancaster Mews... ..	...	...	...	...	...	...	*1	...	...	1
Lancaster Gate ... ..	...	...	...	...	...	...	†1	...	...	1
Total St. John's Sub-Dis.	...	...	...	1	...	...	3	...	...	4

\* Died in St. Mary's Hospital.

† Died in St. George's Hospital.

### METEOROLOGY.

Mr. James Glaisher, in his Report to the Registrar General, says that the weather in October was wet and cold. The rainfall in England was above the average. Snow fell on two days. The mean temperature of the air was 46·1, being 3·7 below the average of 114 years.

In November, the weather during the first three weeks was cold, with occasional frosts. The last week was warm. East and north-east winds prevailed. The mean temperature of the air was 43·3, being 1·0 above the average of 114 years.

In December the weather was gloomy, damp, and foggy. Snow fell frequently but soon disappeared. The mean temperature of the air was 38·9, being 0·2 below the average of 114 years.

The mean temperature of the quarter was 42·8. The rainfall in London during the quarter was 7·37 inches.


VESTRY HALL, PADDINGTON.  
March, 1886.

TABLE OF PLANTS

PLANT	LOCALITY	COLLECTOR	DATE	NO.
-------	----------	-----------	------	-----

1900  
1901  
1902  
1903  
1904  
1905  
1906  
1907  
1908  
1909  
1910  
1911  
1912  
1913  
1914  
1915  
1916  
1917  
1918  
1919  
1920  
1921  
1922  
1923  
1924  
1925  
1926  
1927  
1928  
1929  
1930  
1931  
1932  
1933  
1934  
1935  
1936  
1937  
1938  
1939  
1940  
1941  
1942  
1943  
1944  
1945  
1946  
1947  
1948  
1949  
1950  
1951  
1952  
1953  
1954  
1955  
1956  
1957  
1958  
1959  
1960  
1961  
1962  
1963  
1964  
1965  
1966  
1967  
1968  
1969  
1970  
1971  
1972  
1973  
1974  
1975  
1976  
1977  
1978  
1979  
1980  
1981  
1982  
1983  
1984  
1985  
1986  
1987  
1988  
1989  
1990  
1991  
1992  
1993  
1994  
1995  
1996  
1997  
1998  
1999  
2000





# REPORT

ON THE

# HEALTH OF PADDINGTON

FOR THE

*QUARTER ENDING APRIL 3rd, 1886,*

BY

JAMES STEVENSON, M.D.,

*Medical Officer of Health.*

---

LONDON :

PRINTED BY MORTON & BURT,  
103, STAR STREET, EDGWARE ROAD, PADDINGTON, W.

—  
1886.

REPORT

1880

STATE OF CALIFORNIA

1880

COMMISSIONERS OF THE LAND OFFICE

OF THE STATE OF CALIFORNIA

CB

# REPORT

ON THE

# HEALTH OF PADDINGTON

*For the Quarter ending April 3rd, 1886,*

BY JAMES STEVENSON, M.D.,

*Medical Officer of Health.*

TABLE I.

SHOWING THE BIRTHS AND DEATHS IN PADDINGTON, ALSO THE MEAN TEMPERATURE IN LONDON in each week of the First Quarter of the Year 1886.

Week ending	BIRTHS.		DEATHS.		Mean Temperature (Fahrenheit). Degrees.
	St. Mary's.	St. John's.	St. Mary's.	St. John's.	
January 9.....	53	11	22	9	34·8
"   16.....	37	14	30	7	36·5
"   23.....	54	7	30	11	32·9
"   30.....	45	7	29	9	36·6
February 6.....	56	12	29	10	36·1
"   13.....	51	11	29	9	32·7
"   20.....	51	13	38	9	35·1
"   27.....	43	11	27	18	32·2
March 6.....	51	11	37	16	32·7
"   13.....	54	17	39	12	31·9
"   20.....	38	10	46	18	37·9
"   27.....	62	7	41	14	50·9
April 3.....	51	6	42	13	47·4
Total .....	646	137	439	155	36·7

During the 13 weeks ending April 3rd, 1886, being the first quarter of the registration year, 783 births and 650 deaths were registered in Paddington. Of the 783 births, comprising

413 male and 370 female children, 646 occurred in St. Mary's, and 137 in St. John's Sub-district. The 783 births were equivalent to an annual rate of 28·0 per 1,000 of the estimated population of the parish. In London the births were equal to an annual rate of 34·3 per 1,000.

Deducting from the total deaths (650) those of 73 non-parishioners—61 in St. Mary's Hospital, 9 in the Children's Hospital, Paddington Green, and 3 in the Lock Hospital—the corrected number of deaths of parishioners in the parish is seen to be 577. To this number must be added the death of 17 parishioners in extra parochial hospitals and institutions within the metropolis during the same period, making a total of 594 deaths—289 males and 305 females—equivalent to an annual death-rate of 21·2 per 1,000 inhabitants.

The number of births and of deaths, together with the birth and death-rates in the parish, and in its two sub-districts during the quarter, is shown in the subjoined table :—

TABLE II.

Sub-District.	Estimated Population.	Births.	Birth-rate per 1,000 of the Population.	Deaths.	Death-rate per 1,000 of the Population.
St. Mary's ... ..	74,925	646	34·5	439	23·4
St. John's ... ..	37,032	137	14·8	155	16·7
Paddington ... ..	111,957	783	28·0	594	21·2

In London the death-rate for the quarter was 24·9

In Edinburgh ... .. 20·0

In Glasgow... .. 29·0

In Dublin ... .. 33·5

In England and Wales ... .. 22·8

In Paddington ... .. 21·2

The corrected number of deaths in the parish from all causes during the corresponding quarter of the years 1877-1886 was as under :—

First Quarter of Year.	Total Deaths.
1877 ... ..	409
1878 ... ..	497
1879 ... ..	587
1880 ... ..	506
1881 ... ..	487
1882 ... ..	571
1883 ... ..	461
1884 ... ..	474
1885 ... ..	534
1886 ... ..	594

In the public institutions of the parish there were 164 deaths, viz., 66 in the Workhouse, 7 in the Paddington Infirmary, 12 in the Children's Hospital, 3 in the Lock Hospital, and 76 in St. Mary's Hospital. The 66 deaths in the Workhouse—39 males and 27 females—and the 7 deaths in the Paddington Infirmary—5 males and 2 females—being regarded as those of parishioners, are included in the 439 deaths in St. Mary's Sub-district. 61 of the deaths in St. Mary's Hospital were of non-parishioners, as were also 9 of the Deaths in the Children's Hospital, and the 3 deaths in the Lock Hospital, and are therefore not dealt with in this report.

In extra parochial hospitals and institutions within the Metropolis, there were 17 deaths of parishioners, as under :—

Hospitals and Institutions.	Deaths.
Brompton Hospital ... ..	2
St. George's Hospital ... ..	2
Guy's Hospital ... ..	2

Hospitals and Institutions.	Deaths.
Queen Charlotte's Hospital ... ..	2
Bethnal House Asylum ... ..	3
Royal Hospital for Incurables ... ..	1
South-Eastern Fever Hospital ... ..	1
New Hospital for Women, Marylebone Road ... ..	1
Peckham House Asylum ... ..	1
Convent Hospital, Shoreditch ... ..	1
Male Lock Hospital ... ..	1

These 17 deaths—12 of parishioners from St. Mary's Sub-district, and 5 of parishioners from St. John's—are included in the total deaths (594), and throughout this report are dealt with in the same manner as if they had actually occurred in the parish.

TABLE III.—MORTALITY AT DIFFERENT AGES.

Sub-districts.	Under 1 year.	Under 5 years.	65 years and upwards.	Percentage of Deaths of Infants under 1 year to Registered Births.	Percentage of Deaths of Children under 5 years of Total Deaths.
St. Mary's.....	76	133	119	11·8	30·3
St. John's .....	21	29	44	15·3	18·7
Paddington .....	97	162	163	12·4	27·3

Of the 594 deaths, 97 were of Infants under 1 year of age, 162 of children under 5 years, and 163 of persons aged 65 years and upwards.

The rate of infantile mortality in Paddington was 124 deaths to 1,000 registered births. In London it was 149;

in the twenty-seven largest provincial towns it averaged 159, ranging from 129 in Sunderland, to 227 in Blackburn. Of 50 other provincial towns, the highest rate was reached by Ystradyfodwg, where it was 266 per 1,000 births.

The deaths of children under 5 years of age constituted 27·3 per cent. of the total deaths. 34 were due to one or other of the seven principal zymotic diseases.

TABLE IV.

*Principal causes of death in Paddington during the 13 weeks ending 3rd April, 1886.*

	ST. MARY'S.	ST. JOHN'S.	TOTAL.	
Smallpox ... ..	...	...	...	Total Deaths from the seven principal Zymotic diseases, 51.
Measles ... ..	16	...	16	
Scarlet Fever ... ..	1	...	1	
Diphtheria ... ..	4	2	6	
Whooping Cough ... ..	15	4	19	
Fever ... ..	4	1	5	
Diarrhœa ... ..	3	1	4	
Diseases of Respiratory Organs ...	143	55	198	
Phthisis ... ..	27	18	45	
Heart Diseases... ..	40	19	59	
Cancer ... ..	16	10	26	
Violence... ..	11	1	12	

The number of deaths from the seven principal preventable diseases was 51, as compared with 47 during the corresponding quarter of last year, and was equivalent to an annual rate of 1·82 per 1,000 inhabitants. In London the death-rate was equivalent to an annual rate of 2·64 per 1,000 inhabitants. In the 27 largest provincial towns it ranged from 0·61 in Halifax



to 6·33 in Blackburn. In England and Wales the deaths corresponded to an annual rate of 1·93 per 1,000, against an average rate of 2·34 for the 10 preceding first quarters.

*Smallpox* caused no death in Paddington. One case, that of a non-parishioner, was removed from St. Mary's Hospital to an Asylum Hospital. In London there was but one death from this disease.

*Measles* caused 16 deaths in Paddington, all of which occurred in St. Mary's Sub-district, and corresponded to an annual rate of 0·57 per 1,000 inhabitants. In London the rate was 0·49.

*Scarlet Fever* caused 1 death in Paddington; 8 cases were sent to the Asylum Hospitals. All were from St. Mary's Sub-district. In London there were 102 deaths from this disease.

*Diphtheria* caused 6 deaths—4 in St. Mary's and 2 in St. John's Sub-district—equivalent to a rate of 0·21 per 1,000 inhabitants. All the houses in which the deaths occurred were carefully inspected, and were found to be in a fair sanitary condition. In five of the cases the source of infection could not be traced, in the sixth case the disease was not contracted at home.

In London the death-rate was also 0·21; in Edinburgh 0·14; in Glasgow 0·24; in Dublin 0·01; in England and Wales 0·15 per 1,000 inhabitants.

*Whooping-Cough* caused 19 deaths, equivalent to an annual rate of 0·68 per 1,000 inhabitants. In London the rate was 1·50.

*Fever (Typhoid)* caused 5 deaths. In St. Mary's Sub-district the fatal cases were as under:—

- (1) Kilburn Park Road. Clerk, aged 17. Drain defective.
- (2) Alexander Mews. Wife of cab proprietor, aged 58.  
Drainage of house and stable defective.
- (3) Portnall Road. Wife of a commercial traveller, aged 29. Drains defective.
- (4) Clarendon Street. Son of a stableman, aged 8.  
House in a fair sanitary condition. Died in the South-Eastern Fever Hospital.

In St. John's Sub-district the only fatal case was :—

- (1) Portsea Place. Wife of a lodging-house keeper, aged 29. Trap to drain in area defective.

TABLE V., showing the localities in which deaths from the seven principal Zymotic diseases occurred during the first quarter of the year ending 3rd April, 1886.

NAMES OF PLACES.	Smallpox.	Measles.	Scarlet Fever.	Diphtheria.	Whooping Cough.	Fever.			Diarrhoea.	Total.
						Typhus.	Typhoid.	Simple Continued Fever.		
ST. MARY'S SUB-DISTRICT.										
Ashmore Road ... ..	...	...	...	...	2	...	...	...	...	2
Elnathan Mews ... ..	...	...	...	...	1	...	...	...	...	1
Alfred Road ... ..	...	1	1	...	...	...	...	...	...	2
Shirland Road ... ..	...	3	...	1	...	...	...	...	...	4
Amberley Road ... ..	...	1	...	...	...	...	...	...	...	1
Hall Place ... ..	...	1	...	...	...	...	...	...	...	1
Westbourne Park Crescent ...	...	1	...	...	...	...	...	...	...	1
Woodchester Street ... ..	...	3	...	...	1	...	...	...	...	4
Senior Street ... ..	...	1	...	...	1	...	...	...	...	2
Sutherland Avenue ... ..	...	...	...	...	1	...	...	...	...	1
Kilburn Park Road ... ..	...	...	...	...	...	...	1	...	...	1
Fernhead Road ... ..	...	...	...	...	1	...	...	...	...	1
Cirencester Street ... ..	...	3	...	...	2	...	...	...	...	5
Courtneil Street ... ..	...	...	...	...	...	...	...	...	1	1
Porchester Square ... ..	...	...	...	1	...	...	...	...	...	1
Offenham Terrace ... ..	...	1	...	...	...	...	...	...	...	1
Alexander Mews ... ..	...	...	...	...	...	...	1	...	...	1
Bravington Road ... ..	...	...	...	...	1	...	...	...	...	1
Clarendon Street ... ..	...	1	...	...	...	...	1*	...	...	2
Kennett Road... ..	...	...	...	2	...	...	...	...	...	2
Burry Terrace... ..	...	...	...	...	1	...	...	...	...	1
Cuthbert Street ... ..	...	...	...	...	1	...	...	...	...	1
Workhouse ... ..	...	...	...	...	...	...	...	...	1	1
Norfolk Road ... ..	...	...	...	...	1	...	...	...	...	1

\* Died in the South-Eastern Fever Hospital.

TABLE V.—*Continued.*

NAMES OF PLACES.	Smallpox.	Measles.	Scarlet Fever.	Diphtheria.	Whooping Cough.	Fever.			Diarrhoea.	Total.
						Typhus.	Typhoid.	Simple Continued Fever.		
<b>ST. MARY'S SUB-DISTRICT.</b> <i>(Continued.)</i>										
Portnall Road... ..	...	...	...	...	...	...	1	...	...	1
Campbell Street ... ..	...	...	...	...	1	...	...	...	...	1
Kensal Road ... ..	...	...	...	...	1	...	...	...	...	1
Fermoy Road ... ..	...	...	...	...	...	...	...	...	1	1
Total St. Mary's Sub-District.	...	16	1	4	15	...	4	...	3	43

<b>ST. JOHN'S SUB-DISTRICT.</b>										
Portsea Place ... ..	...	...	...	...	...	...	1	...	...	1
Market Street ... ..	...	...	...	...	...	...	...	...	1	1
South Wharf Road ... ..	...	...	...	1	...	...	...	...	...	1
Bark Place ... ..	...	...	...	...	1	...	...	...	...	1
Lancaster Mews ... ..	...	...	...	...	1	...	...	...	...	1
Salem Gardens ... ..	...	...	...	...	1	...	...	...	...	1
Moscow Road ... ..	...	...	...	1	...	...	...	...	...	1
Gloucester Mews ... ..	...	...	...	...	1	...	...	...	...	1
Total St. John's Sub-District.	...	...	...	2	4	...	1	...	1	8

## METEOROLOGY.

Mr. James Glaisher, F.R.S., in his report to the Registrar-General on the Meteorology of England during the quarter, says, that in January the weather was cheerless and cold. Snow fell on every

day of the month after the 4th, with the exception of the 14th. The mean temperature of the air was  $36^{\circ}\cdot 1$ , being  $0^{\circ}\cdot 4$  below the average for 114 years.

The weather in February was very cold and dull, with scarcely any sunshine. Snow fell very frequently. There was an excess of North and East wind. The mean temperature of the air was  $33^{\circ}\cdot 7$ , being  $5^{\circ}\cdot 0$  below the average of 115 years. Back to 1772 there have been but 7 instances of so cold a February, viz. :—

In 1784,	when it was	$31^{\circ}\cdot 9$
„ 1785,	„ „	$30^{\circ}\cdot 4$
„ 1827,	„ „	$31^{\circ}\cdot 6$
„ 1838,	„ „	$32^{\circ}\cdot 9$
„ 1845,	„ „	$32^{\circ}\cdot 7$
„ 1853,	„ „	$33^{\circ}\cdot 3$
„ 1855,	„ „	$29^{\circ}\cdot 4$

In March the weather was very cold till the 18th day, being nearly  $10^{\circ}$  below the average. Then there was a sudden change to warm weather the remaining twelve days,  $6\frac{1}{4}^{\circ}$  above the average. Snow fell heavily in the early part of the month. Till the 18th there was an excess of East winds. The mean temperature of the air in March was  $39^{\circ}\cdot 6$ , being  $1^{\circ}\cdot 5$  below the average of 115 years.

The mean temperature of the quarter was  $36^{\circ}\cdot 5$ , being  $2^{\circ}\cdot 3$  below the average of 115 years. The rain-fall in London during the quarter was 5 inches.

VESTRY HALL, PADDINGTON.

June, 1886.



# REPORT

ON THE

# HEALTH OF PADDINGTON

FOR THE

*QUARTER ENDING JULY 3rd, 1886,*

BY

JAMES STEVENSON, M.D.,

*Medical Officer of Health.*



LONDON :

PRINTED BY MORTON & BURT,

103, STAR STREET, EDGWARE ROAD, PADDINGTON, W.

1886.

THE HISTORY OF THE

QUARTER ENDS

OF THE

1841

AND

1842

# REPORT

ON THE

## HEALTH OF PADDINGTON

*For the Quarter ending July 3rd, 1886,*

By JAMES STEVENSON, M.D.,

*Medical Officer of Health.*

TABLE I.

SHOWING THE BIRTHS AND DEATHS IN PADDINGTON, ALSO THE MEAN TEMPERATURE IN LONDON in each week of the Second Quarter of the Year 1886.

Week ending		BIRTHS.		DEATHS.		Mean Temperature (Fahrenheit). Degrees.
		St. Mary's.	St. John's.	St. Mary's.	St. John's.	
April	10.....	42	15	28	9	44·7
"	17.....	43	12	19	10	43·7
"	24.....	40	11	26	7	48·1
May	1.....	50	8	24	14	47·7
"	8.....	43	18	33	14	55·2
"	15.....	31	5	18	6	49·6
"	22.....	59	12	20	9	55·3
"	29.....	41	11	15	6	53·5
June	5.....	44	7	20	4	55·5
"	12.....	45	11	17	6	57·9
"	19.....	41	12	20	11	54·5
"	26.....	45	12	29	9	59·0
July	3.....	47	12	19	8	64·5
Total .....		571	146	288	113	53·0

During the 13 weeks ending July 3rd, 1886, being the second quarter of the registration year, 717 births and 439 deaths were registered in Paddington. Of the 717 births, comprising



346 male and 371 female children, 571 occurred in St. Mary's, and 146 in St. John's Sub-district. The 717 births were equivalent to an annual rate of 25·6 per 1,000 of the estimated population of the parish. In London the births were equal to an annual rate of 31·9 per 1,000.

Deducting from the total deaths (439) those of 64 non-parishioners—55 in St. Mary's Hospital, 7 in the Children's Hospital, Paddington Green, and 2 in the Lock Hospital—the corrected number of deaths in the parish is seen to be 375. To this number must be added the deaths of 26 parishioners in extra parochial hospitals and institutions within the metropolis during the same period, making a total of 401 deaths—219 males and 182 females—equivalent to an annual death-rate of 14·3 per 1,000 inhabitants.

The number of births and deaths, together with the birth and death-rates in the parish, and in its two sub-districts during the quarter, is shown in the subjoined table :—

TABLE II.

Sub-Districts.	Estimated Population.	Births.	Birth-rate per 1,000 of the Population.	Deaths.	Death-rate per 1,000 of the Population.
St. Mary's ... ..	74,925	571	30·5	288	15·8
St. John's ... ..	37,032	146	15·8	113	12·2
Paddington ... ..	111,957	717	31·9	401	14·3

In London the death-rate for the quarter was 17·2  
 In Edinburgh ... .. 19·8  
 In Glasgow... .. 24·8  
 In Dublin ... .. 25·6  
 In England and Wales ... .. 18·0  
 In Paddington ... .. 14·3

The corrected number of deaths in the parish from all causes during the corresponding quarters of the year 1877-1886 was as under :—

Second Quarter of Year.	Total Deaths.
1877 ... ..	489
1878 ... ..	440
1879 ... ..	503
1880 ... ..	361
1881 ... ..	392
1882 ... ..	424
1883 ... ..	456
1884 ... ..	414
1885 ... ..	469
1886 ... ..	401

In the public institutions in the parish there were 126 deaths, viz., 17 in the Workhouse, 19 in the Paddington Infirmary, 8 in the Children's Hospital, 2 in the Lock Hospital, and 80 in St. Mary's Hospital. The 17 deaths in the Workhouse and the 19 deaths in the Paddington Infirmary, being regarded as those of parishioners, are included in the 288 deaths in St. Mary's Sub-district. 55 of the deaths in St. Mary's Hospital were of non-parishioners, as were also 7 of the deaths in the Children's Hospital and the 2 deaths in the Lock Hospital, and are therefore not dealt with in this report.

In extra parochial hospitals and institutions within the Metropolis, there were 26 deaths of parishioners, as under :—

Hospitals and Institutions.	Deaths.
Brompton Hospital ... ..	1
St. George's Hospital ... ..	2
Guy's Hospital ... ..	2

Hospitals and Institutions.	Deaths.
Queen Charlotte's Hospital ... ..	1
Bethnal House Asylum ... ..	2
Charing Cross Hospital ... ..	1
Middlesex Hospital ... ..	4
St. Bartholemew's Hospital ... ..	2
University College Hospital ... ..	1
Samaritan Hospital ... ..	1
St. Thomas's Hospital ... ..	2
Children's Hospital, Gt. Ormond Street.	2
St. Giles' Workhouse ... ..	1
Temperance Hospital ... ..	2
City of London Union Infirmary ... ..	1
North London Hospital for Consumption	1

These 26 deaths—20 of parishioners from St. Mary's Sub-district, and 6 of parishioners from St. John's—are included in the total deaths (401), and throughout this report are dealt with in the same manner as if they had actually occurred in the parish.

TABLE III.—MORTALITY AT DIFFERENT AGES.

Sub-districts.	Under 1 year.	Under 5 years.	65 years and upwards.	Percentage of Deaths of Infants under 1 year to Registered Births.	Percentage of Deaths of Children under 5 years of Total Deaths.
St. Mary's.....	65	110	65	11·4	38·2
St. John's .....	17	24	21	11·6	21·2
Paddington .....	82	134	86	11·4	33·4

Of the 401 deaths, 82 were of Infants under 1 year of age,

134 of children under 5 years, and 86 of persons aged 65 years and upwards.

The rate of infantile mortality in Paddington was 114 deaths to 1,000 registered births. In London it was 124; in the twenty-seven largest provincial towns it averaged 140, ranging from 108 in Brighton, to 224 in Preston. Of 50 other provincial towns, the highest rate was reached by Merthyr-Tydfil and Rochdale, in each of which towns it was 192 per 1,000 births.

The deaths of children under 5 years of age constituted 33·4 per cent. of the total deaths. 33 were due to one or other of the seven principal zymotic diseases.

TABLE IV.

*Principal causes of death in Paddington during the 13 weeks ending 3rd July, 1886.*

	ST. MARY'S.	ST. JOHN'S.	TOTAL.	
Smallpox ... ..	...	...	...	Total Deaths from the seven principal Zymotic diseases, 38.
Measles ... ..	5	2	7	
Scarlet Fever ... ..	1	...	1	
Diphtheria ... ..	4	2	6	
Whooping Cough ... ..	16	2	18	
Fever (Typhoid)... ..	1	2	3	
Diarrhœa ... ..	1	2	3	
Diseases of Respiratory Organs ... ..	53	16	69	
Phthisis... ..	23	13	36	
Heart Disease ... ..	30	14	44	
Cancer ... ..	17	7	24	
Violence .. ...	8	9	17	

The number of deaths from the seven principal zymotic diseases was 38, as compared with 72 during the corresponding quarter of last year, and was equivalent to an annual rate of 1·36 per 1,000 inhabitants. In London the death-rate was equivalent to an annual rate of 1·92 per 1,000 inhabitants. In the 27 largest provincial towns it ranged from 0·63 in Huddersfield to 6·93 in Preston. In England and Wales the deaths corresponded to an annual rate of 1·55 per 1,000 inhabitants, against an average rate of 2·25 for the 10 preceding second quarters.

*Small Pox* caused no death in Paddington. Two cases from St. Mary's Sub-district were sent to Asylum Hospitals, as was also 1 case, that of a non-parishioner, from St. Mary's Hospital.

*Measles* caused 7 deaths—5 in St. Mary's and 2 in St. John's Sub-district—equivalent to an annual rate of 0·25 per 1,000 inhabitants. In London the rate was 0·52.

*Scarlet Fever* caused only 1 death. 6 cases were sent to the Asylum Hospitals—1 of which was removed from St. Mary's Hospital—and 1 to the London Fever Hospital. All were from St. Mary's Sub-district. One case, that of a non-parishioner, was removed from St. Mary's Hospital.

*Diphtheria* caused 6 deaths—4 in St. Mary's and 2 in St. John's Sub-district—equivalent to an annual rate of 0·22 per 1,000 inhabitants. All the houses in which the deaths occurred were carefully inspected, only one was in a fair sanitary condition. In one house there were bell-traps within and without the building—in another, built eight years ago, the over-flow pipe from safe-tray of W.C. entered the soil pipe, and the sink

waste pipe entered the trap of the same W.C. Of 2 bell-traps, one was dry and the other was improperly fixed. In another the old brick drain having fallen in under the roadway, a new pipe drain was carried up from the sewer about half way through the house and there connected with the old drain. From the portion of the old drain thus left sewer air escaped into a cupboard in which the deceased—a child 3 years of age—was accustomed to keep its toys. In another house, in which 2 deaths occurred, the drainage was defective—there being also an old brick drain.

*Typhoid Fever* caused 3 deaths, of which 1 occurred in the Children's Hospital. Neither the patient who died in Middlesex Hospital and who had resided in Westbury Road, nor the one who died in Porchester Place, is believed to have contracted the disease in this parish.

TABLE V., showing the localities in which deaths from the seven principal Zymotic diseases occurred during the second quarter of the year ending 3rd July, 1886.

NAMES OF PLACES.	Smallpox.	Measles.	Scarlet Fever.	Diphtheria.	Whooping Cough.	Fever.			Diarrhoea.	Total.
						Typhus.	Typhoid.	Simple Continued. Fever.		
ST. MARY'S SUB-DISTRICT.										
Adpar Street ... ..	...	...	...	...	..	...	...	1	...	1
Children's Hospital ... ..	...	...	...	...	...	...	1*	...	...	1
Clarendon Street ... ..	...	...	...	...	2	...	...	...	...	2
Great Western Road ... ..	...	2	...	...	...	...	...	...	...	2
Southam Street ... ..	...	...	...	...	1	...	...	...	...	1
Ashmore Road ... ..	...	...	...	1	1	...	...	...	...	2
Barnsdale Road ... ..	...	...	...	1	...	...	...	...	...	1
Newton Mews... ..	...	...	...	...	1	...	...	...	...	1
Fermoy Road ... ..	...	1	...	...	1	...	...	...	...	2
Dudley Grove... ..	...	...	...	...	1	...	...	...	...	1
Brindley Street ... ..	...	...	...	...	1	...	...	...	...	1
Lydford Road ... ..	...	1	...	...	...	...	...	...	...	1
Windsor Street ... ..	...	...	...	...	1	...	...	...	...	1
Fernhead Road ... ..	...	1	...	...	1	...	...	...	...	2
Hethpool Street ... ..	...	...	1	...	...	...	...	...	...	1
Porchester Road ... ..	...	...	...	1	1	...	...	...	...	2
Hatherley Stables ... ..	...	...	...	...	1	...	...	...	...	1
Goldney Works ... ..	...	...	...	...	1	...	...	...	...	1
Albert Street ... ..	...	...	...	...	1	...	...	...	...	1
Walterton Road ... ..	...	...	...	...	...	...	...	...	1	1
Chippenham Road... ..	...	...	...	...	1	...	...	...	...	1
Thorngate Road ... ..	...	...	...	1	...	...	...	...	...	1
Warlock Road ... ..	...	...	...	...	1	...	...	...	...	1
Middlesex Hospital ... ..	...	...	...	...	...	...	1†	...	...	1
Total St. Mary's Sub-District	...	5	1	4	16	...	2	1	1	30

\* Admitted from St. Matthew's Home, Ossington Street.

† Admitted from Westbury Road.

TABLE V.—*Continued.*

NAMES OF PLACES.	Smallpox.	Measles.	Scarlet Fever.	Diphtheria.	Whooping Cough.	Fever.			Diarrhoea.	Total.
						Typhus.	Typhoid.	Simple Continued Fever.		
ST. JOHN'S SUB-DISTRICT.										
Connaught Place ... ..	...	...	...	...	...	...	...	...	1	1
Lancaster Mews ... ..	...	1	...	...	...	...	...	...	...	1
Bathurst Mews ... ..	...	...	...	2	...	...	...	...	...	2
Stanley Street ... ..	...	...	...	...	1	...	...	...	1	2
Salem Road ... ..	...	1	...	...	...	...	...	...	...	1
Hyde Park Gardens Mews ...	...	...	...	...	1	...	...	...	..	1
Porchester Place ... ..	...	...	...	...	...	...	1	...	...	1
Total St. John's Sub-District.	...	2	...	2	2	...	1	...	2	9

## METEOROLOGY.

Mr. James Glaisher, F.R.S., in his report to the Registrar-General on the Meteorology of England during the quarter, says, that the weather in April, after the first week, was cold and stormy until the 18th, and variable afterwards until the 28th. During the afternoon of this day a remarkable fall of 20 degrees took place.

The East wind was unusually prevalent.

The mean temperature of the air for April was  $46^{\circ}\cdot4$ , being  $0^{\circ}\cdot3$  above the average of 115 years.

In May the weather was for the most part cold and stormy. The rain-fall was excessive, causing serious and destructive floods in Hereford, Shropshire, and adjacent counties.



The mean temperature of the air was  $53^{\circ}\cdot3$ , being  $0^{\circ}\cdot8$  above the average of 115 years.

In June the weather was for the most part cold, but frequently bright and fine. The rain-fall was below the average.

The mean temperature of the air was  $57^{\circ}\cdot8$ , being  $0^{\circ}\cdot4$  below the average of 115 years.

The mean temperature of the quarter was  $52^{\circ}\cdot5$ , being  $0^{\circ}\cdot2$  higher than the average of 115 years.

The rain-fall in London during the quarter was 5.98 inches.

VESTRY HALL, PADDINGTON.

*August, 1886.*

COUNTY

# REPORT

ON THE

# HEALTH OF PADDINGTON


FOR THE

*QUARTER ENDING JANUARY 1st, 1887.*

BY

JAMES STEVENSON, M.D.,

*Medical Officer of Health.*



LONDON :

PRINTED BY MORTON & BURT,  
103, STAR STREET, EDGWARE ROAD, PADDINGTON, W.

1887.

REPORT

HEALTH OF BALDINGTON

QUARTER ENDING JANUARY 31, 1987

JAMES STEVENSON, M.D.

Medical Officer

---

Printed by the Government of New Brunswick  
at the Government Printing Office, Fredericton, N.B.  
1987

# REPORT

## ON THE

# HEALTH OF PADDINGTON

*For the Quarter ending January 1st, 1887,*

BY JAMES STEVENSON, M.D.,

*Medical Officer of Health.*

TABLE I.

SHOWING THE BIRTHS AND DEATHS IN PADDINGTON, ALSO THE MEAN TEMPERATURE IN LONDON in each week of the Fourth Quarter of the Year 1886.

Week ending	BIRTHS.		DEATHS.		Mean Temperature (Fahrenheit). Degrees.
	St. Mary's.	St. John's.	St. Mary's	St. John's.	
October 9.....	47	4	36	5	58·8
"   16.....	35	4	23	5	52·3
"   23.....	49	11	25	10	49·2
"   30.....	45	15	20	8	50·5
November 6.....	44	10	32	9	48·9
"   13.....	60	8	33	6	42·9
"   20.....	54	15	23	7	45·8
"   27.....	50	11	39	4	40·7
December 4.....	39	14	35	7	37·3
"   11.....	45	10	25	11	42·6
"   18.....	24	3	20	7	38·3
"   25.....	35	10	26	12	32·2
January 1.....	38	7	26	4	32·7
<b>Total .....</b>	<b>565</b>	<b>122</b>	<b>363</b>	<b>95</b>	<b>44·0</b>

During the 13 weeks ending January 1st, 1887, being the fourth quarter of the registration year, 687 births and 492 deaths were registered in Paddington. Of the 687 births, comprising 346 male and 341 female children, 565 occurred in St. Mary's, and 122 in St. John's Sub-district. The 687 births were equivalent to an annual rate of 24·3 per 1,000 of the estimated population of the parish. In London the births were equal to an annual rate of 31·4 per 1,000.

Deducting from the total deaths (492) those of 52 non-parishioners—39 in St. Mary's Hospital, and 13 in the Children's Hospital, Paddington Green—the corrected number of deaths in the parish is seen to be 440. To this number must be added the deaths of 18 parishioners in extra-parochial hospitals institutions, &c., within the Metropolis during the same period, making a total of 458 deaths—230 male and 228 female—equivalent to an annual death-rate of 16·2 per 1,000 inhabitants.

The number of births and of deaths, together with the birth and death-rates in the parish, and in its two sub-districts, during the quarter is shown in the subjoined table :—

TABLE II.

Sub-Districts.	Estimated Population.	Births.	Birth-rate per 1,000 of the Population.	Deaths.	Death-rate per 1,000 of the Population.
St. Mary's ... ..	76,240	565	29·6	363	19·0
St. John's ... ..	36,958	122	13·2	95	10·3
Paddington ... ..	113,198	687	24·3	458	16·2

In London	the death-rate for the quarter was	18·8
In Edinburgh	... ..	19·5
In Glasgow...	... ..	25·9
In Dublin	... ..	26·7
In England and Wales	... ..	18·5
In Paddington	... ..	16·2

The corrected number of deaths in the parish from all causes during the corresponding quarters of the years 1877-1886 was as under :—

Fourth Quarter of Year.	Total Deaths.
1877 ... ..	410
1878 ... ..	447
1879 ... ..	522

Fourth Quarter of Year.	Total Deaths.
1880 ... ..	415
1881 ... ..	415
1882 ... ..	434
1883 ... ..	449
1884 ... ..	516
1885 ... ..	434
1886 ... ..	458

In the public institutions in the parish there were 107 deaths, viz., 24 in the Workhouse, 19 in the Paddington Infirmary, 18 in the Children's Hospital, and 46 in St. Mary's Hospital. The 24 deaths in the Workhouse—15 males and 9 females—and the 19 deaths in the Paddington Infirmary—8 males and 11 females—being regarded as those of parishioners, are included in the 363 deaths in St. Mary's Sub-district. 39 of the deaths in St. Mary's Hospital were of non-parishioners, as were also 13 of the deaths in the Children's Hospital, and are therefore not dealt with in this report.

In extra-parochial hospitals and institutions, &c., within the Metropolis, there were 18 deaths of parishioners, as under:—

Hospitals and Institutions.	Deaths.
Bolingbroke House Hospital... ..	1
Brompton Hospital ... ..	3
Children's Hospital, Gt. Ormond Street.	1
Middlesex Hospital ... ..	1
St. George's Hospital ... ..	3
University College Hospital ... ..	1
Western Hospital, Fulham ... ..	1
Westminster Hospital ... ..	1
Bethnal House Asylum... ..	4
Hoxton House Asylum ... ..	1
<hr/> Westmoreland Street, Belgravia ... ..	1

These 18 deaths—11 of parishioners from St. Mary's Sub-district, and 7 of parishioners from St. John's—are included in the total deaths (458), and throughout this report are dealt with in the same manner as if they had actually occurred in the parish.

TABLE III.—MORTALITY AT DIFFERENT AGES.

Sub-districts.	Under 1 year.	Under 5 years.	65 years and upwards.	Percentage of Deaths of Infants under 1 year to Registered Births.	Percentage of Deaths of Children under 5 years of Total Deaths.
St. Mary's.....	83	152	75	14·7	41·9
St. John's .....	12	20	30	9·8	21·05
Paddington .....	95	172	105	13·8	37·6

Of the 458 deaths, 95 were of Infants under 1 year of age, 172 of children under 5 years, and 105 of persons aged 65 years and upwards.

The rate of infantile mortality in Paddington was 138 deaths to 1,000 registered births. In London it was 144; in the twenty-seven largest provincial towns it averaged 173, ranging from 129 in Birkenhead to 237 in Preston. Of 50 other provincial towns, the highest rate was reached by Newport (Mon.), where it was 248 per 1,000 births.

The deaths of children under 5 years of age constituted 37·6 per cent. of the total deaths: 61 were due to one or other of the seven principal zymotic diseases, of which 50 occurred in St. Mary's and 11 in St. John's Sub-district.

TABLE IV.—*Principal causes of death in Paddington during the 13 weeks ending 1st January, 1887.*

	ST. MARY'S.	ST. JOHN'S.	TOTAL.	Total Deaths from the seven principal Zymotic diseases, 75.
Smallpox ... ..	...	...	...	
Measles ... ..	26	7	33	
Scarlet Fever ... ..	9	...	9	
Diphtheria ... ..	10	2	12	
Whooping Cough ... ..	2	...	2	
Fever (Typhoid)... ..	3	2	5	
Diarrhœa ... ..	9	5	14	
Diseases of Respiratory Organs ...	91	18	109	
Phthisis ... ..	27	9	36	
Heart Disease ... ..	32	11	43	
Cancer ... ..	15	9	24	
Violence... ..	12	5	17	

The number of deaths from the seven principal zymotic diseases was 75, as compared with 34 during the corresponding quarter of last year, and was equivalent to an annual rate of 2·6 per 1,000 inhabitants. In London the death-rate was equivalent to an annual rate of 1·95 per 1,000 inhabitants. In the 27 largest provincial towns it ranged from 1·21 in Brighton to 7·37 in Wolverhampton. In England and Wales the deaths corresponded to an annual rate of 2·17 per 1,000, against an average rate of 2·49 for the 10 preceding fourth quarters.

*Small Pox* caused no death in Paddington, nor was any case removed to the hospitals.

*Measles* caused 33 deaths—26 in St. Mary's and 7 in St. John's Sub-district—equivalent to an annual rate of 1·16 per 1,000 inhabitants. In London the rate was 0·62.

*Scarlet Fever* caused 9 deaths, all of which occurred in St. Mary's Sub-district. 16 cases were sent to the Asylum



Hospitals and 1 to the London Fever Hospital. All with one exception were removed from St. Mary's Sub-district.

*Diphtheria* caused 12 deaths—10 in St. Mary's and 2 in St. John's Sub-district—equivalent to an annual rate of 0.42 per 1,000 inhabitants. In four of the fatal cases the disease was not contracted in the Parish.

The houses in which the deaths occurred were carefully inspected. One house only was in a good sanitary condition. In all the other houses defects in connection with the drainage were apparent at the surface inlets, or in the course of the drain, or the joints of the soil-pipe were open, or there were very foul closets. In London the death-rate was 0.24.

*Typhoid Fever* caused 5 deaths. In St. Mary's Sub-district the fatal cases were as under:—

(1.) Fernhead Road. A warehouseman, aged 49 years. The drain of this house, built last year, had been twice stopped; on examination, the joints were found to be open and the drain in other respects extremely faulty in construction.

(2.) Tavistock Crescent. A salesman, aged 21. Surface inlets without traps and the brick junctions defective.

(3.) Warwick Road. Housemaid, aged 26. Untrapped sink waste.

In St. John's Sub-district the fatal cases were as under:—

(1.) St. Mary's Hospital. A coachman, 45 years. Admitted from Elgin Mews South. Untrapped surface inlets in stable.

(2.) Bathurst Street. Grocer's son, 10 years. Drain defective; no trap in area.

*Diarrhœa* caused 14 deaths, corresponding to an annual rate of 0.5 per 1,000 inhabitants. 9 occurred in St. Mary's and 5 in St. John's Sub-district. 11 were of infants under 1 year of age. In London the rate was 0.36.

TABLE V., showing the localities in which deaths from the seven principal Zymotic diseases occurred during the fourth quarter of the year ending 1st January, 1887.

NAMES OF PLACES.	Smallpox.	Measles.	Scarlet Fever.	Diphtheria.	Whooping Cough.	Fever.			Diarrhoea.	Total.
						Typhus.	Typhoid.	Simple Continued Fever.		
ST. MARY'S SUB-DISTRICT.										
Children's Hospital ... ..	...	...	...	2	...	...	...	...	...	2
Maida Vale ... ..	...	...	...	...	...	...	...	...	1	1
Iron Gate Wharf Road... ..	...	...	...	...	...	...	...	...	1	1
Cirencester Street ... ..	...	2	...	...	...	...	...	...	1	3
Church Place ... ..	...	...	...	...	...	...	...	...	1	1
Fernhead Road ... ..	...	...	...	...	...	...	1	...	...	1
Harrow Road ... ..	...	1	...	...	...	...	...	...	...	1
Delamere Terrace ... ..	...	...	...	...	...	...	...	...	1	1
Workhouse ... ..	...	...	1	...	...	...	...	...	...	1
Woodchester Street ... ..	...	3	1	...	...	...	...	...	...	4
Clarendon Street ... ..	...	2	...	...	...	...	...	...	...	2
Shirland Road ... ..	...	3	...	1	...	...	...	...	...	4
Marlborough Street ... ..	...	1	...	...	...	...	...	...	...	1
Delamere Crescent... ..	...	...	...	1	...	...	...	...	...	1
Carlton Bridge ... ..	...	...	...	...	...	...	...	...	1	1
Goldney Road... ..	...	1	2	...	...	...	...	...	...	3
Westbourne Park Road ... ..	...	1	...	...	...	...	...	...	...	1
Kensal Road ... ..	...	...	...	2	...	...	...	...	1	3
Amberley Road ... ..	...	2	1	...	...	...	...	...	...	3
Hampden Street ... ..	...	1	*1	†1	...	...	...	...	...	3
Desboro' Street ... ..	...	1	...	...	...	...	...	...	...	1
Lydford Road ... ..	...	1	...	...	...	...	...	...	...	1

\* Died in Western Hospital, Fulham.

† Died in Children's Hospital, Great Ormond Street.

TABLE V.—Continued.

NAMES OF PLACES.	Smallpox.	Measles.	Scarlet Fever.	Diphtheria.	Whooping Cough.	Fever.			Diarrhoea.	Total.
						Typhus.	Typhoid.	Simple Continued Fever.		
ST. MARY'S SUB-DISTRICT. (Continued.)										
Bravington Road ... ..	...	...	...	...	1	...	...	...	...	1
Walterton Road ... ..	...	1	...	...	...	...	...	...	...	1
Westmoreland Mews ... ..	...	1	...	...	...	...	...	...	...	1
Emily Street ... ..	...	...	...	...	...	...	...	...	1	1
Hermitage Street ... ..	...	...	1	...	...	...	...	...	...	1
Edbrooke Road ... ..	...	1	...	...	...	...	...	...	...	1
Queen's Arms Yard ... ..	...	...	1	...	...	...	...	...	...	1
Blomfield Street .. ...	...	...	...	1	...	...	...	...	...	1
Green Street ... ..	...	1	...	...	...	...	...	...	...	1
Saltram Crescent ... ..	...	...	...	...	1	...	...	...	...	1
Barnsdale Road ... ..	...	1	...	...	...	...	...	...	...	1
Fermoy Road ... ..	...	...	...	1	...	...	...	...	...	1
Fordingley Road ... ..	...	1	...	...	...	...	...	...	...	1
Kent's Place ... ..	...	1	...	...	...	...	...	...	...	1
Tavistock Crescent ... ..	...	...	...	...	...	...	1	...	...	1
North Wharf Road ... ..	...	...	...	1	...	...	...	...	...	1
Portnall Road... ..	...	...	...	...	...	...	...	...	1	1
Burlington Road ... ..	...	...	1	...	...	...	...	...	...	1
Warwick Road ... ..	...	...	...	...	...	...	1	...	...	1
Total St. Mary's Sub-district.	...	26	9	10	2	...	3	...	9	59

TABLE V.—Continued.

NAMES OF PLACES.	Smallpox.	Measles.	Scarlet Fever.	Diphtheria.	Whooping Cough.	Fever.			Diarrhoea.	Total.
						Typhus.	Typhoid.	Simple Continued Fever.		
ST. JOHN'S SUB-DISTRICT.										
Stanley Street ... ..	...	1	...	...	...	...	...	...	1	2
York Row ... ..	...	1	...	...	...	...	...	...	...	1
Leinster Gardens ... ..	...	...	...	...	...	...	...	...	1	1
Francis Street ... ..	...	2	...	...	...	...	...	...	...	2
Cambridge Street ... ..	...	1	...	...	...	...	...	...	...	1
Bayswater Terrace ... ..	...	...	...	...	...	...	...	...	1	1
Seymour Mews ... ..	...	1	...	...	...	...	...	...	...	1
Market Street ... ..	...	...	...	...	...	...	...	...	1	1
Gloucester Square ... ..	...	...	...	...	...	...	...	...	1	1
Queen's Gardens ... ..	...	...	...	1	...	...	...	...	...	1
St. Mary's Hospital ... ..	...	...	...	*1	...	...	†1	...	...	2
York Mews ... ..	...	1	...	...	...	...	...	...	...	1
Bathurst Street ... ..	...	...	...	...	...	...	1	...	...	1
Total St. John's Sub-District.	...	7	...	2	...	...	2	...	5	16

\* Admitted from Blomfield Street.

+ Admitted from Elgin Mews South.

day of the month after the 4th, with the exception of the 14th. The mean temperature of the air was  $36^{\circ}\cdot 1$ , being  $0^{\circ}\cdot 4$  below the average for 114 years.

The weather in February was very cold and dull, with scarcely any sunshine. Snow fell very frequently. There was an excess of North and East wind. The mean temperature of the air was  $33^{\circ}\cdot 7$ , being  $5^{\circ}\cdot 0$  below the average of 115 years. Back to 1772 there have been but 7 instances of so cold a February, viz. :—

In 1784,	when it was	$31^{\circ}\cdot 9$
„ 1785,	„ „	$30^{\circ}\cdot 4$
„ 1827,	„ „	$31^{\circ}\cdot 6$
„ 1838,	„ „	$32^{\circ}\cdot 9$
„ 1845,	„ „	$32^{\circ}\cdot 7$
„ 1853,	„ „	$33^{\circ}\cdot 3$
„ 1855,	„ „	$29^{\circ}\cdot 4$

In March the weather was very cold till the 18th day, being nearly  $10^{\circ}$  below the average. Then there was a sudden change to warm weather the remaining twelve days,  $6\frac{1}{4}^{\circ}$  above the average. Snow fell heavily in the early part of the month. Till the 18th there was an excess of East winds. The mean temperature of the air in March was  $39^{\circ}\cdot 6$ , being  $1^{\circ}\cdot 5$  below the average of 115 years.

The mean temperature of the quarter was  $36^{\circ}\cdot 5$ , being  $2^{\circ}\cdot 3$  below the average of 115 years. The rain-fall in London during the quarter was 5 inches.

VESTRY HALL, PADDINGTON.

*June, 1886.*