

[Report of the Medical Officer of Health for Brentford and Chiswick].

Contributors

Brentford and Chiswick (England). Borough Council.

Publication/Creation

[1945?]

Persistent URL

<https://wellcomecollection.org/works/nyqsrjsf>

License and attribution

You have permission to make copies of this work under a Creative Commons, Attribution, Non-commercial license.

Non-commercial use includes private study, academic research, teaching, and other activities that are not primarily intended for, or directed towards, commercial advantage or private monetary compensation. See the Legal Code for further information.

Image source should be attributed as specified in the full catalogue record. If no source is given the image should be attributed to Wellcome Collection.



Wellcome Collection
183 Euston Road
London NW1 2BE UK
T +44 (0)20 7611 8722
E library@wellcomecollection.org
<https://wellcomecollection.org>

BOROUGH OF BRENTFORD & CHISWICK

INTERIM REPORT

ON THE
HEALTH OF THE DISTRICT
AND
SCHOOL MEDICAL SERVICE
DURING THE YEAR

1944

R.C. LEANING, M.B., B.S., (Lond), M.R.C.S., L.R.C.P.,
D.P.H., R.C.S., (Eng).

Medical Officer of Health, School Medical Officer.

Borough of Brentford and Chiswick.

O. C. DOBSON,
M.D., D.P.H., D.P.A.

RECEIVED

*Town Hall,
Chiswick, W. 4*

MEDICAL OFFICER OF HEALTH.

SCHOOL MEDICAL OFFICER.

TELEPHONE—CHISWICK 1255

*With the
Medical Officer of Health's Compliments*

Journal of the American Medical Association

Published Weekly

Vol. 40, No. 1

January 1, 1928











Subscription Price, \$5.00 per Annum

Entered as Second-Class Matter, May 1, 1902

Postage Paid at Chicago, Ill.

Acceptance for mailing at special rate of postage provided for in Act of October 3, 1917

Authorizes the National Association of Publishers



Published by the American Medical Association, 535 North Dearborn Street, Chicago, Ill.

Subscription Price, \$5.00 per Annum

BOROUGH OF BRENTFORD & CHISWICK

PUBLIC HEALTH DEPARTMENT,
TOWN HALL, CHISWICK.

To the Mayor, Aldermen and Councillors of the
Borough of Brentford and Chiswick.

LADIES AND GENTLEMEN,

I have the honour to submit a war-time report on the health
and conditions affecting health in the Borough and Schools during
1944.

The "blitz" in February and the attack by V's brought about
the evacuation of many mothers and children which naturally affected
the attendances at the Clinics. The reduction in the figures of the
immunisation clinic, viz. 4361 as against 5684 in 1943, was due partly
to this reason, partly to the fact there were fewer unimmunised
children in the area and partly to alterations in technique requiring
fewer attendances.

The incidence and distribution of infectious and notifiable
disease is shown in tables on pages 17, 19, and 25.

Scarlet Fever was sporadic only, and there were no deaths. Ten
cases of Diphtheria (two not confirmed) were notified with one death.
There were mild epidemics of Chicken-pox and Mumps at the beginning
of the year, and of Measles in the Spring. There were no deaths from
these diseases but there were 50 deaths from Pneumonia. One case
of Malaria was notified.

The Infantile Mortality Rate was a record for the Borough
being 36 as against 48 & 67 in 1943 and 1942 respectively.

There were no Maternal deaths from sepsis but two died
from other causes

Tuberculosis The figures for the last 4 years are:-

1941 - 83 cases notified with 42 deaths

1942 - 87 cases " " 28 deaths

1943 - 89 cases " " 37 deaths

1944 - 106 cases " " 34 deaths

As requested by the Ministry special notes are included on;

(1) Premature Infants

(2) Illegitimate Infants

(3) Louse Infestation

These will be found on pages 21 to 24 inclusive.

I am, Ladies and Gentlemen,

Your obedient Servant,

R.C. LEANING.

Medical Officer of Health.

1 - GENERAL STATISTICS - 1944

Area in acres (including 116 acres of foreshore of River Thames & 24 acres of inland water)	2,449.5
Population - Census, 1931	62,617
Population - Registrar General's estimate for area (mid 1944)	48,880

2 - VITAL STATISTICS

LIVE BIRTHS

	<u>Total</u>	<u>Male</u>	<u>Female</u>	
Legitimate	897	442	455	Birth rate per 1,000 of the estimated resident population = 19.9.
Illegitimate	76	45	31	
Total	<u>973</u>	<u>487</u>	<u>486</u>	

STILL BIRTHS

	<u>Total</u>	<u>Male</u>	<u>Female</u>	
Legitimate	21	11	10	Rate per 1,000 total (live and still births) = 26
Illegitimate	5	3	2	
Total	<u>26</u>	<u>14</u>	<u>12</u>	

DEATHS

	<u>Total</u>	<u>Male</u>	<u>Female</u>	
	718	367	351	Death rate per 1,000 of the estimated resident population = 14.6

Deaths from puerperal causes:-

Puerperal Sepsis	-	Rate per 1,000 total (live and still) births = 2.0.
Other puerperal causes	2	

DEATHS OF INFANTS UNDER 1 YEAR OF AGE

	<u>Total</u>	<u>Male</u>	<u>Female</u>
Legitimate	31	17	14
Illegitimate	4	4	-
Total	<u>35</u>	<u>21</u>	<u>14</u>

Death rate of all infants per 1,000 live births.....36

" " of all legitimate infants per 1,000 legit. live births.....31

" " of all illegitimate infants per 1,000 illegit. live births.....52

Deaths from Measles (all ages).....Nil

Deaths from Whooping Cough (all ages).....Nil

Deaths from Diarrhoea (under 2 years of age).....4

Deaths from Cancer (all ages).....98

TABLE I.

PARTICULARS OF DEATHS AS SUPPLIED BY THE REGISTRAR GENERAL FOR THE YEAR 1944.

CAUSE OF DEATH.	MALES	FEMALES
All Causes.....	367	351
1. Typhoid Fever, etc.....	-	-
2. Cerebro-Spinal Fever.....	-	1
3. Scarlet Fever.....	-	-
4. Whooping Cough.....	-	-
5. Diphtheria.....	1	-
6. Tuberculosis of respiratory system....	16	11
7. Other forms of Tuberculosis.....	3	4
8. Syphilitic Diseases.....	1	2
9. Influenza.....	4	2
10. Measles.....	-	-
11. Acute Polio-Myelitis and Polio-Encep- halitis.....	-	-
12. Acute Inf.-Encephalitis.....	-	-
13. Cancer b, Cav; & Oesophagus (M) Uterus (F).....	3	9
14. Cancer of Stomach and Duodenum.....	7	7
15. Cancer of Breast.....	-	3
16. Cancer of all other sites.....	43	41
17. Diabetes.....	4	5
18. Intra-Cranial Vascular lesions.....	37	43
19. Heart Disease.....	93	71
20. Other disorders of circulatory system..	13	24
21. Bronchitis.....	15	19
22. Pneumonia.....	28	22
23. Other Respiratory Diseases.....	8	6
24. Ulcer of Stomach or Duodenum.....	3	2
25. Diarrhoea under 2 years.....	3	1
26. Appendicitis.....	1	1
27. Other digestive diseases.....	7	7
28. Nephritis.....	10	11
29. Puerperal and Post Abortive Sepsis.....	-	-
30. Other Maternal Causes.....	-	2
31. Premature Births.....	4	3
32. Congenital Malformation, Birth Injury, Infantile disorders.....	7	7
33. Suicide.....	6	1
34. Road Traffic accidents.....	3	4
35. Other violent causes.....	23	28
36. All other causes.....	24	29
ALL CAUSES.....	367	351

TABLE II.

INFANTILE MORTALITY DURING THE YEAR 1944.

Net deaths from stated causes at various ages under 1 year.

CAUSE OF DEATH	Under 1 week	1 - 2 weeks	2 - 3 weeks	3 - 4 weeks	Total under 4 weeks	1 - 3 months	3 - 6 months	6 - 9 months	9 - 12 months	Total under 1 year.
1. Small-pox.....	1	1	1	1	1	1	1	1	1	1
2. Chicken-pox.....	1	1	1	1	1	1	1	1	1	1
3. Measles.....	1	1	1	1	1	1	1	1	1	1
4. Scarlet Fever.....	1	1	1	1	1	1	1	1	1	1
5. Whooping Cough.....	1	1	1	1	1	1	1	1	1	1
6. Diphtheria or Creup.....	1	1	1	1	1	1	1	1	1	1
7. Erysipelas.....	1	1	1	1	1	1	1	1	1	1
8. Tuberculous Meningitis.....	1	1	1	1	1	1	1	1	1	1
9. Abdominal Tuberculosis.....	1	1	1	1	1	1	1	1	1	1
10. Other Tuberc. Diseases.....	1	1	1	1	1	1	1	1	1	1
11. Meningitis (non T.B.).....	1	1	1	1	1	1	1	1	1	1
12. Convulsions.....	1	1	1	1	1	1	1	1	1	1
13. Laryngitis.....	1	1	1	1	1	1	1	1	1	1
14. Bronchitis.....	1	1	1	1	1	1	1	1	1	1
15. Pneumonia (all forms).....	1	1	1	1	1	2	2	2	1	7
16. Diarrhoea.....	1	1	1	1	1	1	3	1	1	4
17. Enteritis.....	1	1	1	1	1	1	1	1	1	1
18. Gastritis.....	1	1	1	1	1	1	1	1	1	1
19. Rickets.....	1	1	1	1	1	1	1	1	1	1
20. Suffocation, overlying.....	1	1	1	1	1	1	1	1	1	1
21. Injury at Birth.....	1	1	1	1	1	1	1	1	1	1
22. Atelectasis.....	1	1	1	1	1	1	1	1	1	1
23. Conjenital Malformation.....	1	1	1	1	1	1	1	1	1	1
24. Premature Birth.....	1	1	1	1	1	1	1	1	1	1
25. Atrophy, Debility and Marasmus.....	1	1	1	1	1	2	1	1	1	2
26. Pemphigus Neonatorum.....	1	1	1	1	1	1	1	1	1	1
27. Other Causes.....	1	1	1	1	1	2	1	1	2	6
TOTALS.....	9	6	3	-	18	7	5	2	3	35

SECTION 'B'

GENERAL PROVISION OF HEALTH SERVICES IN THE BOROUGH

CIVIL AMBULANCE SERVICE

The normal complement of vehicles in this Service is three, two manned fully at all times with one vehicle in reserve.

The use of female attendants - drawn from the Civil Defence personnel - has proved a satisfactory arrangement especially when the ambulances were in use for the conveyance of maternity cases.

Work of the Ambulances during the year 1944

Number of public calls dealt with during 1944 =	890
Number of private calls dealt with during 1944 =	439
Total	<u>1229</u>

Maternity & Child Welfare (Table attached)

Ante-Natal (Table attached)

Supply of Milk and Food (Table attached)

Maternal Mortality

Deaths from Puerperal Causes:-

Puerperal Sepsis.....	-
Other causes.....	2

The following table shows the number of maternal deaths connected with pregnancy during the last 10 years:-

	Died from Sepsis	Died from other causes connected with pregnancy
1935.....	-	1
1936.....	2	3
1937.....	-	1
1938.....	2	2
1939.....	-	2
1940.....	-	1
1941.....	-	1
1942.....	-	2
1943.....	3	2
1944.....	-	2
TOTALS.....	7	13

SUMMARY OF WORK AT THE MATERNITY AND CHILD WELFARE CLINICS, 1944.

	BRENTFORD CLINICS	CHISWICK CLINICS	Grand Totals 1944.	Grand Totals 1943
Number of new Members enrolled during the year:-				
Under 1 year.....	223	523	746	684
Over 1 year.....	17	131	148	159
Totals.....	240	654	894	843
Number of children attending and weighed:-				
Under 1 year.....	3785	6913	10698	11915
Over 1 year.....	2248	1916	4164	4433
Totals.....	6033	8829	14862	16348
Number of children seen by Doctor:-				
Under 1 year.....	964	1364	2328	2418
Over 1 year.....	532	703	1235	1158
Totals.....	1496	2067	3563	3576

ANTE-NATAL CLINICS.

	Number of Clinics held during year.	Number of expectant mothers attending for the first time.	Total number of expectant mothers attending.	Number of post-natal mothers attending.	Total number of attendances made.	Average attendances per session.
BRENTFORD....	51	198	252	2	998	19
CHISWICK.....	102	425	465	8	2457	24
TOTALS..	153	623	717	10	3455	22

SUPPLY OF MILK AND FOOD

(Other than under the National Milk and Vitamins Scheme).

Terms of Supply	Milk			Meals supplied at Dining Centres			Other Food *		
	Expect- ant Mothers	Nursing Mothers	Children under 5 years of age.	Expect- ant Mothers	Nursing Mothers	Children under 5 years of age	Expect- ant Mothers	Nursing Mothers	Children under 5 years of age
Free, or at less than cost price in nécessitous cases.	YES	YES	YES	NO	NO	NO	YES	YES	YES
At cost price in other cases (e.g. sale of dried milk at Centres)	YES	YES	YES	NO	NO	NO	YES	YES	YES

* Cod Liver Oil and Malt, Virol, Bemax, etc.

Health Visitors:-

Five Nurses and one temporary are on the staff for this and the School Medical Service.

The following table sets out a brief summary of the work of the Health Visitors during the year:-

(a) To expectant mothers:

First visits	289	
..... Total visits		511

(b) To children under 1 year of age:

First visits	881	
..... Total visits		2092

(c) To children between the ages of one and five years:

..... Total visits		2405
--------------------------	--	------

(d) Ophthalmic visits (including "sticky eye" cases) 35

(e) Other visits:

Measles and German Measles	30
Whooping Cough	17
Infant Life Protection visits	89
Post-Natal	-
Infant Mortality	-

TOTAL 5179

Child Life Protection (under the Public Health Act, 1936).

The following table sets out particulars of registration during the year:-

(1) Number of foster-parents on the Register:-	
(a) At the beginning of the year	22
(b) At the end of the year	19
(2) Number of children on the Registers:-	
(a) At the beginning of the year	31
(b) At the end of the year	25
(c) Who died during the year	Nil
(d) On whom inquests were held during the year	Nil

Bennett Street Day Nursery:-

Record of attendances during the year 1944:-

..... Whole days 8653 Half-days 642

War-time Day Nurseries:

* Clifden Road equipped for 60 children

War-time Day Nursery Schools:

* Beverley Road equipped for 25 children

Strand-on-the-Green equipped for 50 children 5799

Lionel Road equipped for 50 children 8330

* Records of attendances at these Nurseries were kept at the Nursery and were destroyed by enemy action. Throughout the year bookings were always to full capacity, with a moderate waiting list.

SECTION 'C'

The figures in the tables included in this section give detail of work directly connected with Public Health.

(1) SANITARY INSPECTION OF THE AREA:

Tabular Statement of the Work of the Sanitary Department in 1944.

INSPECTIONS:

Number of Premises inspected on complaint	726
Number of Premises inspected in connection with infectious disease	54
Number of primary inspections	2839
Number of re-inspections	832
Total number of inspections and re-inspections	3671

ACTION TAKEN (other than Housing Act, 1936).

Cautionary or intimation notices served	418
Statutory Orders issued (under Public Health Acts)	-
Summonses served	-
Number of Certificates under Rent & c. (Restrictions) Acts issued to tenants	6
Number of Clearance Certificates issued to owners	-

Particulars of Sanitary Defects referred to in Notices served, and other matters.

(a) DRAINAGE OF EXISTING BUILDINGS:

New W.C.s provided, repaired, supplied with water or other wise improved	94
Percentage of houses provided with water closets	100%

DRAINS:

Tested (smoke)	14
Unstopped, repaired, trapped, etc.	58
Waste pipes, rainwater pipes disconnected, repaired etc.	30
New soil pipes and ventilating shafts fixed	9
New sinks provided	11
Disconnecting traps and chambers inserted	14
Reconstructed (whole system)	1
Reconstructed (connections)	10
Percentage of houses draining into sewers	99.9%
Surface water drains reconstructed	-
Surface water drains repaired	4

(b) WATER SUPPLY AND WATER SERVICE:

Draw taps on main	7
Percentage of houses supplied from Public Water Service	100%

(c) REFUSE:

New bins provided	86
Frequency of refuse removed from each house	weekly
Number of complaints received - Dealt with by Engineer's Department.	
Method of disposal - Barging away to controlled tip.	

(d) SUNDRY NUISANCES:

Overcrowding (Urgent cases reported to Housing Committee)	1
Accumulation of refuse	3
Foul ditches, ponds etc., and stagnant water	77
Dampness	4
Yards repaired or repaved	110
Leaky roofs and eaves guttering	49
Defective flooring, joists and skirtings	111
Defective plaster to walls and ceilings	156
Rooms cleansed and re-decorated	154
Other defects	

(e) DISINFECTION:

Premises disinfected:	
Ordinary notifiable diseases	53
Phthisis	7
Other diseases	8
Rooms stripped and cleansed (Section 167, Public Health Act, (1936))	-
Premises treated for vermin	54
Premises treated for other pests (Wasps, moths, ants, beetles, etc)	23

(f) SLAUGHTERHOUSES:

Number on Register (including one Knacker's Yard)	5
Contraventions of bye-laws	-

Slaughter of Animals Act, 1933.

Number of licences to slaughter animals issued during the year:-	
New Licences	-
Renewed Licences	-
Number of animals slaughtered (under licence)	
Within the Borough	68 pigs

FOOD & DRUGS ACT, 1938.

MILK (SPECIAL DESIGNATIONS) ORDER, 1936.

MILK & DAIRIES ORDER, 1926.

Number of premises on register	19
Number of Dealer's Licences issued to sell:-	
(a) Tuberculin Tested Milk	5
(b) Accredited Milk	-
(c) Pasteurised Milk	14

Number of Supplementary Licences issued to sell:-

(a) Pasteurised Milk	2
(b) Tuberculin Tested Milk	2

BAKEHOUSES:

Number in district in use	17
Contraventions of Factory Acts	-

UN SOUND FOOD:

Summary of Food Surrendered & Condemned

General Provisions

Sugar.....	93 $\frac{1}{2}$ lbs.
Bacon.....	43 $\frac{1}{2}$ lbs.
Biscuits.....	1238 lbs.
Eggs.....	1042
Dried Egg Powder.....	114 lbs.
Cocoa Powder.....	3 $\frac{1}{2}$ cwts.
Albumen Substitute.....	112 lbs.
Cheese.....	246 lbs.
Tea.....	6 $\frac{1}{2}$ lbs.
Jam and Marmalade.....	150 lbs.
Rabbits.....	282 $\frac{1}{2}$ lbs.
Butter.....	33 $\frac{1}{2}$ lbs.
Margarine.....	1 $\frac{1}{2}$ lbs.
Porridge Oats.....	2 lbs.
Cooked Ham.....	1 lb. 10 ozs.
Bread.....	12 lbs.
Rolls.....	124
Buns.....	13 lbs.
Breakfast Sausage.....	77 $\frac{1}{2}$ lbs.
Pork Sausage.....	26 lbs.
Luncheon Sausage.....	2 lbs.
Lard.....	3 tins.
Golden Syrup.....	21 Jars.
Pickles & Sauces.....	1 Jar.
Shrimps.....	48 lbs.
Oats.....	62 lbs.
Blue Peas.....	10 cwts.
Egg Sub. and Cereal Sweepings.....	12 $\frac{1}{2}$ cwts.
Milk Sub. Powder.....	7 galls.
Cows Milk.....	70 lbs.
Curry Powder.....	3 Jars.
Paste.....	16 Pkts.
Dried Eggs.....	273 lbs.
Dessert Powder.....	94 lbs.
Jelly Powder.....	154 Pkts.
Breakfast Food.....	1 Pkt.
Creamola.....	76 lbs.
Baking Powder.....	70 lbs.
Spice.....	42 lbs.
Pudding Mixture.....	2546 Pkts.
Chocolate Pudding.....	

Tinned Foods

Dried Milk.....	5 Tins
Skimmed Milk.....	24 "
Evaporated Milk.....	950 "
Crayfish.....	9 "
Mackerel.....	7 "
Salmon.....	49 "
Minced Beef Loaf.....	22 $\frac{1}{2}$ lbs.
Luncheon Meat.....	84 $\frac{1}{2}$ lbs.
Soups.....	127 tins
Pears.....	21 tins
Savoury Lunch.....	2 lbs.
Mustard.....	85 tins
Potatoes.....	24 tins
Sausage Meat.....	46 lbs.
Horseradish.....	2 tins
Plums.....	27 tins
Pilchards.....	458 tins
Sardines.....	41 tins

Tinned Foods (Contd)

Herrings.....	15 tins
Brisket.....	42 lbs
Ox Tongue.....	42 lbs
Chopped Ham.....	126 1/2 lbs
Stewed Steak.....	76 tins
Prepared Meals.....	3 tins
Carrots.....	7 tins
Pease Pudding.....	8 tins
Baked Beans.....	53 tins
Spiced Anchovies.....	720 tins
Mixed Vegetables.....	4 tins
Plums.....	30 tins
Prunes.....	1 tin
Meat Roll.....	1 tin
Meat Galantine.....	1 tin
Pears.....	4 tins

Fruit & Vegetables

Greens.....	Approx 5 tons 15 cwt.
Oranges.....	183 1/2 lbs.
Swedes.....	200 bags
Mushrooms.....	60 lbs.
Peas.....	approx. 137 bags
Damsons.....	4 1/2 lbs.
Figs.....	28 lbs.
Dates.....	264 lbs.
Carrots.....	115 bags
Onions.....	96 lbs
Cauliflowers.....	54 bags
Celery.....	300 bdls.
Spaghetti.....	166 lbs.
Rape Seed.....	300 bags

Fresh Meat

Pork.....	42 1/2 lbs.
Beef.....	47 1/2 lbs.
Pigs Head.....	15 lbs.

Fresh Fish

Cod Roe.....	3 stones	} 53 stones.
Skate.....	34 1/2 stones	
Mixed Fish.....	6 1/2 stones	
Lemon Soles.....	6 stones	
Filletts.....	3 stones	

Confectionery

Chocolates.....	10 1/2 lbs.
Mars Bars.....	6
Sweets.....	6 lbs. 6 ozs.

Food Condemned as result of Enemy Action

Fruit & Vegetables

Pears.....	20 lbs.
Mustard & Cress.....	8 punnet
Carrots.....	16 lbs.
Lea ks.....	42 lbs.
Cauliflowers.....	5 lbs.
Sprouts.....	84 lbs.
Mushrooms.....	4 lbs.
Turnips.....	56 lbs.
Potatoes.....	3 cwt.
Artichokes.....	7 lbs.
Swedes.....	16 lbs.
Greens.....	56 lbs.
Dates.....	7 lbs.
Broad Beans.....	140 lbs.
Spaghetti.....	25 lbs.
Marrows.....	25 lbs.
Beetroot.....	4 lbs.
Apples.....	40 lbs.

Meats

Lamb.....	73 lbs.
Mixed meat.....	138 lbs.
Pork.....	524 lbs.
Stewing Steak.....	3 lbs.
Rissoles.....	50
Sausages.....	45 lbs.

Fresh Fish

Salmon.....	154 lbs.
Scollops.....	22 doz.
Smoked Fillets.....	2 stone
Shrimps.....	12 galls.
Skate.....	1 stone
Herrings (fresh).....	13 stones
Cod.....	21 stones
Crabs.....	2 stones
Winkles.....	15 galls.
Red Herrings.....	13 boxes.

Tinned Foods

Luncheon Meat.....	254 lbs.
Evaporated Milk.....	16 tins
Pilchards.....	7 tins
Soups.....	177 tins
Parsnips.....	8 tins
Minced Beef Loaf.....	2 tins
Sardines.....	5 tins
Beetroot.....	14 tins
Peas.....	3 tins
Baked Beans.....	6 tins
Stewed Steak.....	1 tin

General Provisions

Butter.....	106½ lbs.
Lard.....	156 lbs.
Coffee.....	94½ lbs.
Jams and Marmalade.....	52½ lbs.
Tea.....	201 lbs.
Bacon.....	598 lbs.
Margarine.....	385½ lbs.
Cheese.....	185 lbs.
Biscuits.....	49 lbs.
Sugar.....	220 lbs.
Cocoa.....	1½ lbs.
Peanut Butter.....	4 Jars.

Miscellaneous

Flour (including Pudding & Cake Mixtures etc).....	1600 lbs (approx)
Soya Flour.....	116 lbs.
Semolina.....	34 lbs.
Dried Milk.....	20 tins
Sultanas.....	202 lbs.
Prunes.....	3 lbs.
Currants.....	36 lbs.
Dried Peas.....	273 lbs.
Beans.....	14 lbs.
Lentils.....	116 lbs.
Pearl Barley.....	141 lbs.
Oatmeal.....	295 lbs.
Oat Flakes.....	280 lbs.
Dried Eggs.....	184 pkts.
Raisins.....	120 lbs.
Cakes, Sponges.....	657 lbs.
Buns, Scones.....	224 lbs.
Pastry, Pies etc.....	35 lbs. approx.
Bread.....	334 lbs.
Flaked Barley.....	21 lbs.
Rice.....	98 lbs.
Split Peas.....	26½ lbs.
Rolled Oats.....	52 lbs.
Yeast.....	7 lbs.
Dried Mint.....	3 lbs.
Pepper.....	33 lbs.
Spice.....	160 lbs.
Various Cereals.....	64 pkts.
Egg Substitute.....	23 pkts.
Mustard.....	34 lbs.
Oxo Cubes.....	472
Vermicella.....	32 lbs.
Chopped Potatoes.....	3 cwt. 2 stone.
Ryvita.....	11 lbs.
Golden Syrup.....	10 lbs.
Macaroni.....	50 lbs.
Baking Powder.....	2 pkts.
Toast Slices.....	40
Jam Tarts.....	185
Welsh Cheese.....	10½ lbs.
Fish Cakes.....	43
Salt.....	250 lbs.
Noodles.....	5 lbs.

OFFENSIVE TRADES:

Number of premises in district 3
 Nature of Trades:
 One soap boiler, 2 rag and bone dealers.

CANAL BOATS:

Number of Boats on Register:
 Motor propelled boats 97
 Other boats 418

PETROLEUM ACTS:

Number of applications received for licences to
 store and sell petroleum spirit 87
 Number of applications received for licences to
 store and sell petroleum mixture 15
 Number of applications received for licences to
 store and sell carbide of calcium 9
 Number of gallons of petroleum spirit covered by
 licences 166,033
 Number of gallons of petroleum mixture covered by
 licences 8,230
 Quantity of carbide of calcium covered by licences 42,504 lbs

HOUSING.

Owing to the difficulty experienced by builders in obtaining labour and necessary materials, the usual routine house-to-house inspection in the Borough was suspended.

Housing Act, 1936.

The position in regard to the progress of programmes under this Act is exactly the same as that shown for the preceding war years.

Where cases of over-crowding have occurred these have been referred to the Council's special Housing Department and satisfactorily dealt with.

SECTION 'D'

PREVALENCE OF, AND CONTROL OVER, INFECTIOUS AND OTHER DISEASES.

A. - NOTIFIABLE DISEASES DURING THE YEAR.

Disease	Total Cases notified	Cases admitted to Hospital	Total Deaths
Small-pox	-	-	-
Scarlet Fever	44*	28 ⁷	-
Diphtheria	4	6 ⁷	1
Ophthalmia Neonatorum	3	3	-
Pneumonia (all forms)	6	3	50
Erysipelas	8	1	-
Measles	35	3	-
Whooping-Cough	55	-	-
Malaria	1	-	-
Puerperal Pyrexia	10	10	-

* Includes one case non-civilian.

⁷ Includes three cases of Scarlet Fever and two cases of Diphtheria removed to Hospital who were discharged as "diagnosis not confirmed".

B. - OPHTHALMIA NEONATORUM.

Cases Notified	Cases treated at Home	Cases treated in Hospital	Vision un-impaired	Vision impaired	Total Blind-ness	Deaths
3	-	3	3	Nil	Nil	Nil

C. - AGES OF CASES OF INFECTIOUS DISEASES NOTIFIED DURING THE YEAR 1944.

	At all Ages	NUMBER OF CASES NOTIFIED.											
		At Ages - Years											
		Under 1	1 1	2	3	4	5 and under 10	10 and under 15	15 and under 20	20 and under 35	35 and under 45	45 and under 65	65 and over
Scarlet Fever.....	44*	1	1	1	1	3	25	7	1*	1	3	-	-
Diphtheria.....	4	-	-	-	-	-	1	1	-	1	1	-	-
Malaria.....	1	-	-	-	-	-	-	-	-	1	-	-	-
Ophthalmia Neonatorum....	3	3	-	-	-	-	-	-	-	-	-	-	-
Pneumonia.....	6	1	-	-	-	-	-	-	-	-	-	9	2
Erysipelas.....	8	-	-	-	-	-	1	-	-	-	-	4	2
Cerebro-Spinal Fever.....	-	-	-	-	-	-	-	-	-	-	-	-	-
Measles.....	35	2	-	3	4	5	15	-	4	1	1	-	-
Whooping Cough.....	55	5	10	6	7	7	19	1	-	-	-	-	-
Puerperal Pyrexia.....	10	-	-	-	-	-	-	-	-	9	1	-	-

* Includes 1 case non-civilian.

D. CASES OF INFECTIOUS DISEASES NOTIFIED DURING THE YEAR 1944
CLASSIFIED IN WARDS.

NOTIFIABLE DISEASES.	NUMBER OF CASES NOTIFIED								
	Brentford West	Brentford Central	Brentford East	Bedford Park	Chiswick Park	Grove Park	Gunners- bury	Old Chiswick	Turnham Green
Scarlet Fever.....	6	9	3	5	2	2	3	10	3
Diphtheria.....	2	-	-	-	-	-	1	-	1
Ophthalmia Neonatorum...	-	-	-	1	1	1	-	-	-
Pneumonia.....	1	2	-	1	1	-	-	-	1
Erysipelas.....	2	-	-	1	-	3	-	-	2
Malaria.....	-	-	-	-	1	-	-	-	-
Measles.....	7	4	2	2	2	7	3	-	8
Whooping Cough.....	6	14	1	2	11	5	5	5	6
Puerperal Pyrexia.....	-	-	-	-	1	-	-	9	-
Tuberculosis:									
Respiratory.....	8	11	16	9	8	9	12	13	10
Non-respiratory...	2	2	-	-	1	-	-	2	3

E. TUBERCULOSIS

	NEW CASES				DEATHS			
	Respiratory		Non-Respiratory		Respiratory		Non-Respiratory	
	Male	Female	Male	Female	Male	Female	Male	Female
Under 1 year ...	-	1	-	-	-	-	-	-
1 to 5 years ...	1	-	-	-	-	-	-	-
5 to 15 years ..	3	1	-	2	-	-	1	1
15 to 25 years .	16	14	2	1	-	3	1	1
25 to 35 years .	5	11	1	1	2	4	-	-
35 to 45 years .	8	5	-	1	4	-	-	-
45 to 55 years .	11	4	-	-	5	1	1	-
55 to 65 years .	11	2	-	1	4	3	1	1
65 and over	2	1	-	1	1	-	-	1
TOTALS	57	39	3	7	16	11	3	4

8 non-notified tuberculous deaths were recorded and are included in the number of New Cases.

(b) Laboratory Work.

The following Table sets out a record of the bacteriological work during the year, all of which was carried out in the Council's Laboratory.

Suspected Disease.	Result		Totals
	Positive	Negative	
Diphtheria	1	181	182
Tuberculosis	3	44	47
Cerebro-Spinal Meningitis	-	-	-
Other Diseases	1	2	3

CARE OF PREMATURE INFANTS

Ministry of Health circular 20/44 March 1944.

The instructions from the Ministry of Health issued in the above circular were carried out by this Authority.

(1) Procuring Information

- (a) A personal letter was sent to each practitioner asking for notification of all infants whose birth weight was $5\frac{1}{2}$ pounds or under.
- (b) The Birth Notification forms were altered to include this information.
- (c) Medical Officers of Health of neighbouring areas were asked to notify of any such cases born in their districts belonging to this Borough.
- (d) Similar information was asked for from Queen Charlotte's Hospital who undertake the Domiciliary Midwifery service in this Borough.
- (e) Midwives practising in the Borough were also informed of this requirement.
- (f) A Home Help service was started.
- (g) Health Visitors were instructed to give special attention to these cases.

(2) Provision of Apparatus

This Authority approved of the purchase of:-

- 5 Draught-proof cots with detachable lining.
- 5 Electric Blankets
- 5 Maximum and Minimum Cot Thermometers
- 10 Rubber Hot Water Bottles.
- 12 Special Feeding Bottles.
- 6 Glass Mucus Catheters.
- Oxygen Tubing.

(3) Arrangements were made for the conveyance (if necessary) of the infants to Hospital in the Borough Ambulances with a nurse in attendance and adequate hot water bottles.

The majority of infants of this Borough are born in Institutions, and those weighing $5\frac{1}{2}$ pounds and under are notified to us. Similarly those born in Chiswick Hospital are immediately notified to Medical Officer of Health of District concerned.

THE CARE OF ILLEGITIMATE CHILDREN

Ministry of Health
Circular 2866 May 1944.

In order to facilitate the carrying out of instructions and suggestions of the Minister, a conference of all Welfare Authorities in Middlesex was called by the County Medical Officer.

The County Medical Officer stated that "Investigations carried out before calling the conference indicated that the problem was at present largely a County concern in that it was being encountered by the Almoners in the Maternity Departments of the County Hospitals (where 50% of the births occur), by the Public Assistance Department, in the County V.D.Clinics, and in the County's Maternity and Child Welfare area by the County Midwives and Health Visitors.

" The cases to be dealt with fall into three classes:

- " (a) those in which the girl is able to return home to her parents with her baby,
- " (b) those in which adoption of the child is advisable on account of the extreme youth of the mother, or of the fact that she is a married woman, and
- " (c) those for which there is need of shelter to which the mother after confinement, may go with her baby and stay for a time in an atmosphere of security until with sympathy and help she is able to re-establish herself and make a permanent home for herself and child."

(a) and (b) are dealt with by special attention by Health Visitors in co-operation with the Hammersmith Moral Welfare Society; as regards (c) this Authority joined in the County scheme in which a special services almoner (Miss Myer) was appointed to visit and investigate cases on the lines laid down in the Circular and consult with Health Visitors and other workers.

The County also overcame perhaps the most difficult problem of finding accommodation for the expectant mother, and for the mother and child, by making arrangements with the British Red Cross for beds in two hostels:-

- (1) Before the birth of child at 16, The Park, Golders Green.
- (2) After the birth of child at B.R.C.Hostel "Maryland", Hendon.

The charge is 35/- per week at each hostel, and this charge includes the baby at "Maryland".

STEPS TAKEN TO COMBAT INFESTATION:

A report on the incidence and treatment of infestation was included in the Annual Report for 1943, and there is little fresh to mention this year. Consequently the following is largely a repetition of the previous report with the necessary alterations in the statistical figures:-

- (1) All children, especially 2 - 5 age groups, are inspected by the Health Visitors at the Maternity and Child Welfare Clinics.
- (2) All children attending Day Nurseries are examined for nits each day on admission.
- (3) At the schools, 226 visits were made with an average of 11.9 visits to each school by the School Nurses for Hygiene Inspections.

During the year 23,380 examinations and re-examinations were made.

- (4) Cases referred from Factories, etc.

Findings at these Inspections.

- (1) At the M. & C.W. Clinics any degree of contamination was very rare. Perhaps the usual type of mother who will trouble to take her children to these Clinics will also take the trouble to see that her children are clean.
- (2) At the Day Nurseries, especially the war-time Nurseries, the incidence of infestation was higher. In these cases the mothers, being engaged in Factory work etc., had less time and leisure to pay the necessary attention to their children.
- (3) In the schools, 403 children were found to have nits. The majority of these were cases of very mild infestation, but there were a few who were always found to have nits and who, after cleansing thoroughly, quickly became infested again.
- (4) Four cases were referred from Factories in 1944.

Methods of Dealing with Cases;

- Agents used -
- (1) Durbac Soap and Saquerre Comb.
 - (2) Lethane Hair Oil.

The vast majority of the cases were treated with Durbac soap and Saquerre comb or some other form of small tooth comb.

Lethane Hair Oil was never extensively used and was unpopular partly because it did not remove the nits and partly because the hair was not allowed to be washed for a week after application of the oil.

(I) M. & C.W. CASES.

As mentioned, the cases were few and mild and the infestation was quickly remedied by the mothers themselves who willingly used the treatment advised by the Health Visitors.

The mothers of these children were not examined in the Clinic, as such a course would probably have caused considerable resentment, but where it was thought to be advisable the Health Visitor made a special visit to the home.

(2) DAY NURSERIES:

- (a) Mild Cases - were cleansed and nits removed before they were allowed to mix with other children.
- (b) Severe Cases - were not to be admitted. The rule is that the Health Visitor must be notified and she would visit the home and give the necessary advice and help for the child, or for any others of the household who might be similarly affected.

(No cases of this degree were found during the year).

(3) SCHOOLS:

Each child found to be affected is given a note for its parents, stating the fact and giving simple instructions as to how it might be treated. It also states that Durbac Soap and a Saquerre Comb could be obtained from the Clinic.

- (a) In the mild cases of infestation this is quite effective.
- (b) In the more severe cases the School Nurse calls and gives instructions regarding the cleansing of all persons in the house who may be suffering from the infestation.
- (c) In certain cases where it is found that special difficulties are present in the household, the child is cleansed at the School Clinic.

There were 12 of these cases during the year.

(4) FACTORY CASES:

were seen by a Nurse, exact instructions given, Durbac Soap provided and a Saquerre comb lent or purchased.

I would like to repeat that it would seem that the incidence would be much lessened if the custom of wearing the hair short in girls was more prevalent. Unfortunately, the tendency seems to be to allow the hair to grow much longer than some years ago, and it is often difficult to persuade mothers not to follow the general fashion.

BOROUGH OF BRENTFORD & CHISWICK

EDUCATION ACT, 1921.

REPORT OF THE MEDICAL INSPECTION AND
TREATMENT OF ELEMENTARY SCHOOL CHILDREN FOR
THE YEAR ENDING 31st DECEMBER, 1944.

To the Chairman and Members of the Education Committee.

Ladies and Gentlemen,

I beg to submit tables indicating the work of the School Medical Service during 1944.

The incidence of Infectious Disease in the schools is indicated in the following table:-

1944 ACTUAL CASES.

	Jan.	Feb.	Mar.	Apr.	May.	Jne.	Jly.	Aug.	Sept.	Oct.	Nov.	Dec.	Total.
Scarlet Fever	8	5	10	10	5	5	3	-	-	-	1	1	48
Diphtheria	1	-	-	1	-	-	1	-	-	-	1	-	4
Chicken-pox.	5	24	32	13	11	11	7	-	-	-	-	3	106
Measles	2	7	78	139	154	96	36	-	1	-	-	4	517
Whooping Cough	16	14	19	17	20	11	2	-	-	5	9	10	123
Mumps	9	46	68	27	13	2	-	-	2	-	1	3	171
Ringworm	1	1	-	-	-	-	-	-	1	-	-	1	4
Impetigo	7	10	6	7	8	2	4	-	5	11	19	8	87
Eczema	-	-	-	3	-	-	-	-	-	-	-	-	3
Verminous	13	7	18	7	15	5	4	-	2	8	4	2	85
Scabies	18	13	20	10	6	6	1	-	7	5	12	16	114
Other Skin Diseases	-	1	-	-	-	-	-	-	1	-	1	-	3
Conjunctivitis	-	-	2	-	-	-	-	-	-	-	-	-	2
Totals	80	128	253	234	232	138	58	-	19	29	48	48	1267

The following figures and tables of work in this service are in addition to the Statutory Tables issued to the Board of Education:-

ORTHOPAEDIC CLINIC

Total number of attendances.....	806
Number of individual children.....	61

Surgeon

Total number of attendances.....	207
Number of individual children.....	116

SUN-RAY CLINIC

Total number of attendances.....	1066
Number of individual children.....	72

RHEUMATISM CLINIC

Total number of attendances.....	290
Number of individual children.....	102

MINOR AILMENT CLINIC

Total number of attendances.....	9926
Number of individual children.....	1721*
Total number of exclusions.....	692
Total number of re-admissions.....	529
Number of special cases.....	1066
Number of special cases re-inspected.....	546

OPHTHALMIC CLINIC

Number of attendances.....	524
New cases.....	159
Retinoscopy.....	138
Glasses prescribed.....	71
Glasses issued.....	86
Other cases.....	22
Individual children.....	321

DIPHTHERIA IMMUNISATION CLINIC

Number of attendances (School).....	2294
Number of attendances (Welfare).....	2067

PERSONAL HYGIENE

Number of visits to schools.....	226
Average number of visits to schools.....	11.9
Number of examinations.....	2,420
Number of individual children defective.....	403
Number of re-examinations.....	960

VISITS

Total number by School Nurses.....	617
------------------------------------	-----

* This number includes all children attending the Clinic. The number of those actually treated was 367. The remainder were those referred to other clinics, to their own doctor, to hospital - those given advice or kept under observation.

BOARD OF EDUCATION

MEDICAL INSPECTION AND TREATMENT RETURNS FOR
YEAR ENDED 31ST DECEMBER 1944

TABLE 1.

MEDICAL INSPECTIONS OF CHILDREN ATTENDING PUBLIC
ELEMENTARY SCHOOLS.

A.- ROUTINE MEDICAL INSPECTIONS.

(1) No. of Inspections:

Entrants....501 Second Age Group..310 Third Age Group 345
TOTAL.....1156

(2) No. of other Routine Inspections.....277.

GRAND TOTAL.....1433

B.- OTHER INSPECTIONS.

No. of Special Inspections and Re-inspections...2008

TABLE 11.

CLASSIFICATION OF THE NUTRITION OF CHILDREN INSPECTED
DURING THE YEAR IN THE ROUTINE AGE GROUPS.

Number of Children Inspected		A. (Excellent)		B. (Normal)		C. (Slightly subnormal)		D. (Bad)	
		No.	%.	No.	%.	No.	%.	No.	%.
Entrant	501	184	36.7	266	53.1	51	10.2	-	-
Second	310	79	25.5	203	65.5	27	8.7	1	.3
Third	345	155	44.9	170	49.3	18	5.2	2	.6
Other	277	111	40.1	152	54.9	14	5.1	-	-
Total	1433	529	36.9	791	55.2	110	7.7	3	.2

TABLE 111

GROUP I. Treatment of Minor Ailments, (excluding uncleanliness).

Total Number of Defects treated or under treatment during the year under the Authority's Scheme 367.

GROUP II. Treatment of Defective Vision and Squint.

Under the
Authority's Scheme

ERRORS OF REFRACTION (including squint) 138

Other defect or disease of the eyes (excluding those recorded in Group I) Nil

No. of Children for whom spectacles were Under the
Authority's Scheme

(a) Prescribed.....86

(b) Obtained.....

GROUP III. - Treatment of Defects of Nose and Throat.

Under the
Authority's Scheme.

Received Operative Treatment	17
Received other forms of Treatment	21
Total number treated	38

TABLE IV

DENTAL INSPECTION AND TREATMENT

(1) Number of children inspected by the Dentist:

(a) Routine age-groups	3123
(b) Specials	842
(c) TOTAL (Routine and Specials)	3965

(2) Number found to require treatment..... 2863

(3) Number actually treated..... 1564

(4) Attendances made by children for treatment.. 3767

(5) Half-days devoted to:-

Inspection	43
Treatment	519
	<u>562</u>

(6) Fillings:-

Permanent Teeth.....	2099
Temporary Teeth.....	967
	<u>3066</u>

(7) Extractions:-

Permanent Teeth.....	301
Temporary Teeth.....	1486
	<u>1787</u>

(8) Administrations of general anaesthetics for extractions..... 792

(9) Other Operations:-

Permanent Teeth.....	533
Temporary Teeth.....	715
	<u>1248</u>

TABLE V

- (1) Average number of visits per school made during the year by the School Nurses..... 11.9
- (2) Total number of examinations of children in the Schools by School Nurses..... 23380
- (3) Number of individual children found unclean.. 403
- (4) Number of individual children cleansed under Section 87(2) and (3) of the Education Act, 1921. 12
- (5) Number of cases in which legal proceedings were taken:-

(a) Under the Education Act, 1921.....	N11
(b) Under School Attendance Byelaws.....	1

TABLE VI

Number of totally or almost totally blind and deaf children who are not at the present time receiving education suitable for their special needs. The return should relate to all such children including evacuees resident in the Authority's area.

	1. At a Public Elementary School.	2. At an Institution other than a Special School.	3. At no School or Inst- itution
Blind Children	-	-	-
Deaf Children	-	-	-

1. The number of persons who have been admitted to the institution since the last report.

2. The number of persons who have been discharged from the institution since the last report.

3. The number of persons who have been transferred to other institutions since the last report.

4. The number of persons who have been admitted to the institution since the last report.

Admitted	Discharged	Transferred	Total
100	50	20	170
100	50	20	170



JPB/68

