

[Report of the Medical Officer of Health for Woolwich].

Contributors

Woolwich (London, England). Local Board of Health.

Publication/Creation

1896.

Persistent URL

<https://wellcomecollection.org/works/znjzpser>

License and attribution

You have permission to make copies of this work under a Creative Commons, Attribution, Non-commercial license.

Non-commercial use includes private study, academic research, teaching, and other activities that are not primarily intended for, or directed towards, commercial advantage or private monetary compensation. See the Legal Code for further information.

Image source should be attributed as specified in the full catalogue record. If no source is given the image should be attributed to Wellcome Collection.



Wellcome Collection
183 Euston Road
London NW1 2BE UK
T +44 (0)20 7611 8722
E library@wellcomecollection.org
<https://wellcomecollection.org>

W0070

THE
SEVENTH ANNUAL REPORT
OF THE
HEALTH, SANITARY CONDITION, ETC., ETC.,
OF THE
DISTRICT OF WOOLWICH,
FOR THE YEAR 1895,


BY
WILLIAM R. SMITH, M.D., D.Sc., F.R.S.Ed.,
Barrister-at-Law,
Professor of Forensic Medicine in King's College, London,
MEDICAL OFFICER OF HEALTH.

Woolwich :

C. MITCHELL JACKSON, 3, CROSS STREET, GREEN'S END.

1896.






Town Hall,

Woolwich.

3. June 1896

With Medical Officers
of Health's Compliments

Handwritten text, likely a return address or recipient information, appearing as bleed-through from the reverse side of the page.



Handwritten text, likely a message or address, appearing as bleed-through from the reverse side of the page.

THE
SEVENTH ANNUAL REPORT

OF THE
HEALTH, SANITARY CONDITION, ETC., ETC.,

OF THE
DISTRICT OF WOOLWICH,

FOR THE YEAR 1895,

BY
WILLIAM R SMITH, M.D., D.Sc., F.R.S.Ed.,

Barrister-at-Law,

Professor of Forensic Medicine in King's College, London,

MEDICAL OFFICER OF HEALTH.

Woolwich :

C. MITCHELL JACKSON, 3, CROSS STREET, GREEN'S END.

1896.

SEVENTH ANNUAL REPORT

OF THE
BUREAU OF
THE
DISTRICT OF COLUMBIA

DISTRICT OF COLUMBIA



WILLIAM H. SMITH, A.C.

THE PUBLIC HEALTH COMMITTEE
OF THE
WOOLWICH LOCAL BOARD OF HEALTH.

ROBERT GREEN, Esq., 24, Rectory Place, Woolwich, *Chairman.*

A. PENFOLD, Esq., J.P., 43, The Common, Woolwich, *Chairman
of the Board.*

The Principal Medical Officer of the Woolwich Military District.

Mr. J. ARNOLD, 50, Samuel Street, Woolwich.

Mr. R. BANNER, 16, Milward Street, Woolwich.

Mr. S. BARNES, 1, The Common, Woolwich.

Mr. W. H. BARTHOLOMEW, 49, Artillery Place, Woolwich.

Mr. G. J. CHAMPION, 35, Church Street, Woolwich.

Mr. W. G. DOWN, 17, Francis Street, Woolwich.

Mr. C. DUGGAN, 3, Eleanor Road, Woolwich.

Mr. A. FENN, 48, Wood Street, Woolwich.

Mr. W. HARRIS, Elizabeth Street, North Woolwich.

Major N. M. LAKE, R.E., Royal Engineer's Office, Woolwich.

Mr. D. MARSH, 70, Brewer Street, Woolwich.

Mr. G. W. MITCHELL, 21, Hare Street, Woolwich.

Captain E. E. NORRIS, R.A., 4, Nightingale Place Woolwich.

Mr. T. R. RICHARDSON, 42, Hanover Road, Plumstead.

Mr. W. J. SQUIRES, 95, Wellington Street, Woolwich.

Mr. J. STRATTON, Wood Street, Woolwich.

Mr. R. J. WARREN, 8, Hare Street, Woolwich.

Mr. W. WOODFORD, 15, Nightingale Place, Woolwich.

TOWN HALL,

WOOLWICH.

28th February, 1896.

To

The Chairman and Members of the Woolwich Local Board of Health.

GENTLEMEN,

I have the honour to submit my report upon the sanitary condition of Woolwich during the year 1895.

Mortality There have been 771 deaths during the year, of this
Statistics. number 340 occurred in the Dockyard Registration Sub-District, and 431 in the Arsenal Registration Sub-District.

The gross death rate for the year, estimated upon a population of 42,768, is 18.02 per thousand.

Of these deaths 181 took place in various medical institutions (Table 7) outside the district, in the appended statistical tables they have however been allotted to their proper registration sub-districts, and calculated as if taking place within the sanitary area of Woolwich. Twenty-three deaths occurring within the district were of persons not rightly belonging to Woolwich, if these be deducted from the total deaths, the correct number of deaths occurring in Woolwich during the twelve months ending the 31st December, 1895, will be obtained, viz., 748.

Death Rate. The corrected death rate is therefore 17·48 per thousand.

The following table shows the corrected death rate yearly, since the appointment of a Medical Officer of Health for the district, on the 29th October, 1889.

1890	20·5
1891	21·6
1892	19·5
1893	19·7
1894	18·2
1895	17·4

The death rate for 1895—which is the lowest on record for the district—bears striking testimony to the success of the efforts which have been made during the past few years to better the conditions under which the inhabitants live.

I do not wish to attach undue weight to this fact of a low mortality rate for the year, but the continuous steady fall may I think be fairly taken to indicate an improved condition of things in Woolwich.

I have appended tables Nos. 9 and 10, which show comparatively the position taken by Woolwich in this respect to other large towns, and to the various Metropolitan Sanitary Districts.

Of the total deaths 291 were of children under 5 years, and 457 of persons above that age, of the 291 children, 209 were of infants under one year of age. Here again a total improvement is to be noted over the preceding years as illustrated by the following table, the deaths of infants however under one year are more than in preceding years, whilst those between one and five years are less.

		Total Deaths.		Deaths under one year.		Deaths between the ages of one and five years.
1890	...	838	...	215	...	141
1891	...	885	...	222	...	117
1892	...	806	...	198	...	95
1893	...	828	...	210	...	105
1894	...	755	...	177	...	113
1895	...	748	...	209	...	82

In table 5 will be found a comparison of the deaths occurring in the sanitary district of Woolwich during the years 1893, 1894, and 1895, distinguishing those under 5 years of age and those over five years of age.

The Deaths from all causes during the year included 6 from Measles, 11 from Scarlet Fever, 24 from Diarrhoea, 14 from Diphtheria, 3 from Whooping Cough, 9 from Typhoid Fever, and 12 from Influenza, in all 79 deaths from diseases classified by the Registrar General as Specific Febrile or Zymotic. This is equivalent to a Zymotic death rate of 1·8 per thousand.

The deaths from Influenza, Diarrhoea and Enteric Fever are in excess of those from the same causes last year, when they were respectively 4, 19 and 5, but those from Scarlet Fever, Measles and Pertussis have fallen from 22, 39 and 8 respectively, whilst those from Diphtheria remain at the same figure, viz., 14.

The Zymotic death rate for the past five years is as follows :

1891	2·8
1892	2·4
1893	2·6
1894	2·6
1895	1·8

Phthisis, Mortality, etc. In class IV. 119 deaths are recorded as arising from some form of tubercular disease, of which number 49 occurred in the Dockyard Registration Sub-District, and 70 in the Arsenal Registration Sub-District.

The great difference between these numbers is occasioned not by the deaths from Tabes Mesenterica, Tubercular Meningitis and Hydrocephalus, but to deaths from Phthisis, which were 34 in the Dockyard Registration Sub-District, and 49 in the Arsenal. Twenty-three of the total deaths were of children under 5 years of age and 96 at ages from 5 and upwards.

The deaths registered during the past five years as arising from Tubercular causes were as follows :

1891	139
1892	112
1893	121
1894	126
1895	119

I have in previous reports drawn marked attention to the mortality from Tubercular causes in the district, and indicated its grave importance.

As I have before remarked there is no doubt that in most, if not all of the older houses of the district, there is no provision to prevent dampness, and especially is this the case with the houses in North Woolwich, and to this defect I attribute much of the evil.

The Sanitary Authority must continue to insist upon all proper means being adopted to remedy this, fraught as it obviously is with the most serious injury to health.

Sex Mortality. Of the total deaths in the Arsenal Registration Sub-District there were 258 males and 173 females, in the Dockyard Registration Sub-District 186 males and 154 females, or in other words, of the 771 total deaths in the whole district 444 were of males and 327 of females. 195 deaths were of persons over 60 years of age.

Births and Birth Rate. The number of births registered during the year were 1,323. Of these 13 were recorded as illegitimate. The birth rate is therefore 30·9 per thousand. That for the Dockyard being 27·8 per thousand, and for the Arsenal 33·8.

For the past five years the birth rate has been as follows :

1891	32·7
1892	29·9
1893	31·3
1894	30·5
1895	30·9

Marriages. There have been 579 marriages registered during the year, in the first quarter 112, in the second 137, in the third 142, and in the fourth 188.

Inquests and Suicides. There have been 58 Inquests during the year. There have been 10 Suicides as follows :—Cut Throat 2, Hanging 1, Poison 4, Shooting 1, Drowning 1, and Suicide on Railway 1.

Mortuary. Fifty-two bodies were received into the Mortuary, of which 30 were of persons resident in the district, and 22 non-resident.

Infectious Diseases. During the year 340 cases of Infectious disease have been notified as follows :—

		Arsenal Sub-District.	Dockyard Sub-District.	Total.
Scarlet Fever	...	103	84	187
Diphtheria	...	28	39	67
Erysipelas	...	17	16	33
Typhoid	...	36	14	50
Small Pox	...	—	1	1
Puerperal Fever	...	1	1	2
Typhus	...	—	—	—
Total		185	155	340

Of these 340 cases 212 were removed to Hospital, as follows :—

		Arsenal Sub-District.	Dockyard Sub-District.	Total.
Scarlet Fever	...	67	67	134
Diphtheria	...	13	26	39
Typhoid Fever	...	31	7	38
Small Pox	...	—	1	1
Total		111	101	212

In other words, the following cases were treated at home in their respective districts :—

		Arsenal Sub-District.	Dockyard Sub-District.	Total.
Scarlet Fever	...	36	17	53
Diphtheria	...	15	13	28
Erysipelas	...	17	16	33
Typhoid Fever	...	5	7	12
Puerperal Fever	...	1	1	2
Total		74	54	128

I note with satisfaction the greatly increased tendency for cases of infectious disease to be sent to Hospital. The privileges offered to the inhabitants of free admission to the Hospitals of the Metropolitan Asylums Board is a great boon, and one which it is somewhat surprising is not availed of to its fullest extent, but doubtless the number of admissions would have been greater this year if accommodation at the Hospitals had been available. I hope when the Brook Hospital at Shooter's Hill is opened, which is expected to be the case in June, we shall no longer experience a drawback in this respect.

The total amount of Infectious Disease present in Woolwich during the year has been in excess of that in 1894, and this is principally due to a larger amount of Diphtheria and Typhoid Fever, the number of cases of Scarlet Fever has been less. The following table will show the prevalence of the principal Zymotic diseases during the past six years.

	1890	1891	1892	1893	1894	1895
Scarlet Fever ...	100	80	338	259	215	187
Diphtheria ...	10	8	17	24	49	67
Typhoid Fever ...	16	11	18	25	14	50
Small Pox ...	—	—	2	61	15	1

And on reference to the following returns of the Metropolitan Asylums Board we get the notifications received by that Board for the corresponding six years from the whole of London.

	1890	1891	1892	1893	1894	1895
Scarlet Fever	15330	11398	27095	36901	10655	19757
Diphtheria	5870	5907	7781	13026	18440	10772
Typhoid Fever	2877	3372	2465	3663	3360	3506
Small Pox	60	114	423	2813	1192	979

Much attention has of late years been given to the increased incidence of Diphtheria in London, and many causes for the same have been assigned. It is to be hoped that the report which is being prepared for the School Board for London will show clearly whether the suggestion that school attendance has anything to do with the spread of the disease is true or not.

As I pointed out last year, it was now clearly understood that the cause of the disease was a small organism which gained access to the mucous membrane of the throat, and in its growth gave rise to a poison which became absorbed into the system; the so-called anti-toxic serum treatment of the disease depends upon the introduction into the system of an antidote to this poison. The statistics of the Metropolitan Asylums Board upon this subject have not yet been published, but from the evidence which can be obtained there appears to be no doubt that in this remedy—which was discovered by Dr. Behring, of Berlin—we have a powerful remedy, the good effects of which being most manifest the earlier it is used in the course of the disease.

In my last report I made the suggestion that facilities should be afforded to Medical Officers of Health for obtaining a Bacteriological examination of the throat in cases of sore throat to determine whether the affection was Diphtheritic or not. This would appear the more desirable from the fact to which I have alluded of the necessity for the early treatment of such cases to obtain the greatest success.

Small Pox has been entirely absent from Woolwich during the year, one case was notified, but this was subsequently found to be Chicken Pox, a notable fact when we remember the prevalence of the disease at West Ham and in other neighbouring districts.

The notification of Infectious Diseases still continues to work well and without friction.

Disinfection. During the year 6412 articles of clothing, bedding, etc., have been disinfected (Table XVI).

Sickness Returns. I append a table giving the sickness returns from various sources for the year. (Table XIX).

Common Lodging Houses. There are 38 common lodging houses in the district. The control of these houses is now under the London County Council, they are generally well conducted, and the proprietors continue to evince a desire to co-operate in every way with the Sanitary Officials.

On the evening of Monday, the 4th November, the following were the number of persons sleeping in these houses.

Single men	537
Single women	35
Couples	81
Children	24
				<hr/>
Total				677

The following was the per centage of the available beds occupied in the district on this night :

Single men beds	81'36 per cent.
Single women beds	68'62 „ „
Married couple beds	94'18 „ „

Slaughter Houses. There are 7 slaughter houses licensed in the district, and the licencees generally observe all the regulations in force by the London County Council. I hope in the interests of the trade as well as of the public that the time is not far distant when all these will be done away with and that Woolwich will have a public Abattoir under the control of its Local Authority, for in such a case not only will an undesirable adjunct to the business premises be removed, but the opportunity will be given for a more regular and systematic inspection of the meat supply of the district.

Bakehouses. These have during this year been systematically visited and compliance with the regulations enforced. There are 40 bakehouses in the district, structurally many of them are most defective, but legally the greatest difficulties exist for abolishing them. It is satisfactory to note that no new bakehouse from the 1st January, 1896, will be allowed to be below ground.

Rag & Bone Shops. These have been regularly visited, and have called for no special action on the part of the officials.

Cow Sheds, Milk Shops, &c. There are 3 licensed cowsheds in the district, these together with the milk shops, &c., have been subjected to constant supervision.

The Market. The market has been systematically visited both by night and day, occasionally only has it been found necessary to seize food as unfit for human consumption, the meat is frequently, however, of poor quality.

Dust Collection. The pail system continues to work most satisfactorily. The dust is removed weekly from every house in the district, and from some of the streets in the poorer parts of the town twice or thrice weekly.

The destructor provided by the Board works very satisfactorily both by night and day.

I append in Table XXVI. an interesting financial statement prepared by Mr. H. O. Thomas, the Surveyor to the Board, relative to its use, which shows a considerable saving financially to the district.

Housing of the Working Classes Act. The number of houses dealt with under this Act, has necessarily not been so large as in previous years. Certificates were however given in reference to 11 houses, and three of these were subsequently demolished.

Underground Rooms. The question of underground rooms as dwelling rooms has been under serious consideration so far as Woolwich is concerned, the present stringent regulations on this subject will I think have the effect of abolishing the use of all these places, for I think it will be impossible for your Board to relax the regulations as laid down by the Public Health Act, and I certainly shall be unable from a Public Health point of view to advise any such course to be adopted.

Houses let in Lodgings. The Bye-laws relative to these have now received the approval of the Local Government Board, and will at once be put in force.

It will be necessary to employ additional help to obtain proper measurements of rooms in houses recommended for registration, and it certainly will be necessary that a re-arrangement of the duties of the Sanitary Inspectors should be made to enable them to deal with the additional work of inspection imposed thereby.

Sanitary and other Improvements The most noteworthy events which have happened during the year, and which have a beneficial influence upon the health and progress of the district are :—

1. The adoption of the Public Libraries Act.

2. The opening of the Churchyard, in connection with the Parish Church, as a recreation ground, on May 31st, 1895, by the Duke and Duchess of Fife.

3. The rebuilding of houses in Powis Street, Hare Street, William Street, etc.

4. The approval of an underground urinal for Beresford Square.

5. The scarcity of water in North Woolwich, a district supplied by the East London Water Co.

6. The satisfactory use of the Baths—no less than 129,385 men and 16,350 women, or a total of 145,735 persons having used them in 1895.

Sanitary
Requisites.

1. The urgent necessity which exists for providing clerical assistance in the Sanitary Department. The clerical work is now thrown upon the Sanitary Inspectors, and necessarily interferes greatly with the discharge of their proper duties; the work in this respect, even during the past two years has doubled itself, and every year brings additional work in the keeping of fresh books and making returns. The new Bye-laws for Houses let in Lodgings will also add largely to the clerical work.

2. The necessity for taking steps to extend the provisions of the Infectious Disease Notification Act to the Woolwich Garrison.

Conclusion. I cannot close this report without alluding to the death of the Senior Sanitary Inspector, J. Carty, which took place on the 9th July, 1895. He had been ill for some time, but for many years he had been connected with the Health work of the town, and had in earlier days particularly, rendered very useful services.

I would again acknowledge the kindness and consideration I have received from the Board and particularly from The Public Health Committee, to the Chairman and Members of which I beg to tender my thanks.

Inspectors Mackie and Woolley have continued to discharge their duties satisfactorily. Inspector Mackie, at much personal inconvenience, has continued to render valuable aid in the ever increasing clerical work of the department.

It is satisfactory to note year by year the improvements which are taking place in the conditions under which the people of Woolwich live, improvements which must effect results of a far reaching nature and which in the improved death rate, and in other directions, have already been productive of marked results.

I am, Gentlemen,

Your obedient servant,

WILLIAM R. SMITH,

M.D., D.Sc., F.R.S., Ed.,

Medical Officer of Health, and

Public Analyst for Woolwich.

TABLE I.

Deaths Registered from all causes in the Year 1895, in the Sanitary Area of Woolwich, including Deaths of Non-Parishioners, also Deaths of Parishioners occurring in various Public Institutions outside the District.

CAUSE OF DEATH.	AGES.											Total under 5 years of age.	Total aged 5 years & upwards	Grand Total at all ages.	REGISTRATION SUB-DISTRICT.	
	Under I Year.	1 to 5	5 to 15	15 to 25	25 to 35	35 to 45	45 to 55	55 to 65	65 to 75	75 to 85	85 & upwards.				Dock-yard.	Ar-senal.
(Classes)																
I. Specific Febrile or Zymotic Diseases ...	19	26	14	7	4	2	4	3	4	2	...	45	40	85	41	44
II. Parasitic Diseases	1	1	...	1	1	...
III. Dietetic Diseases	1	1	...	2	1	3	4	3	1
IV. Constitutional Diseases.....	15	10	6	19	30	27	19	15	10	3	1	25	130	155	67	88
V. Developmental Diseases	35	10	18	4	35	32	67	30	37.
VI. Local Diseases	93	39	9	15	16	21	39	53	50	32	5	132	240	372	167	205
VII. Deaths from Violence	1	3	1	9	4	6	1	6	...	1	...	4	28	32	9	23
VIII. Deaths from Ill-defined and Non-Specified Causes	44	4	1	2	1	2	1	...	48	7	55	22	33
TOTAL.....	209	82	30	50	55	57	67	78	76	57	10.	291	480	771	340	431

TABLE I.—Continued.

CAUSE OF DEATH.	AGES.											Total under 5 years.	Total aged 5 years & upwards.	Grand Total at all ages.	REGISTRATION SUB-DISTRICT.	
	Under 1 Year.	1 to 5	5 to 15	15 to 25	25 to 35	35 to 45	45 to 55	55 to 65	65 to 75	75 to 85	85 & up- wards.				Dock- yard.	Ar- senal.
I.—SPECIFIC FEBRILE OR ZYMOTIC DISEASES																
1.— <i>Miasmatic Diseases.</i>																
Small Pox { Vaccinated
{ Unvaccinated
{ Not Stated
Measles	5	1	5	1	6	4	2
Scarlet Fever	5	5	1	5	6	11	7	4
Typhus
Whooping Cough	2	1	2	1	3	1	2
Diphtheria	1	9	4	10	4	14	9	5
Simple, Continued, or Ill-defined Fever
Enteric or Typhoid	1	1	4	2	...	1	1	8	9	3	6
Influenza	2	1	1	2	2	1	2	1	12	12	5	7
Other Miasmatic Diseases
2.— <i>Diarrheal Diseases.</i>																
Simple Cholera
Diarrhœa, Dysentry	17	3	1	1	1	1	...	20	4	24	10	14
3.— <i>Malarial Diseases.</i>																
Remittent Fever
Ague
4.— <i>Zoogenous Diseases.</i>																
Cow Pox and Effects of Vaccination
Other Diseases (<i>e.g.</i> Hydrophobia, Glanders, Splenic Fever)
5.— <i>Venereal Diseases.</i>																
Syphilis	1	...	1	1	1	2	3	1	2
Gonorrhœa, Stricture of the Urethra
6.— <i>Septic Diseases.</i>																
Erysipelas	1	1	...	1	...	1
Pyæmia and Septicæmia	1	1	2	2	1	1
Puerperal Fever

TABLE I.—Continued.

CAUSE OF DEATH.	AGES.												Total under 5 years.	Total 5 years & upwards	Grand Total at all ages.	REGISTRATION SUB-DISTRICT.	
	Under 1 Year.	1 to 5	5 to 15	15 to 20	25 to 35	35 to 45	45 to 55	55 to 65	65 to 75	75 to 85	85 & up- wards.	Dock- yard.				Ar- senal.	
II.—PARASITIC DISEASES.																	
Thrush and other Vegetable Parasitic Diseases	1	1	...	1	1
Worms, Hydatids and other Animal Parasitic Diseases
III.—DIETETIC DISEASES.																	
Want of Breast Milk—Starvation	1	1	...	1	1
Scurvy
Chronic Alcoholism	2	2	2	1	1	...
Delirium Tremens	1	1	1	1
IV.—CONSTITUTIONAL DISEASES.																	
Rheumatic Fever, Rheumatism of Heart	1	1	2	2	1	1	...
Rheumatism	1	1	1	1
Gout
Rickets	1	1	2	...	2	1	1	...
Cancer, Malignant Diseases	1	4	7	7	9	2	1	...	31	31	15	16	...
Tabes Mesenterica	11	3	14	...	14	10	4	...
Tubercular Meningitis, Hydrocephalus	2	5	1	...	1	7	2	9	4	5	...
Phthisis	5	18	27	22	12	8	1	93	93	34	59	...
Other forms of Tuberculosis, Scrofula	1	1	1	2	1	3	1	2	...
Pupura, Hæmorrhagic Diathesis
Anæmia, Chlorosis, Leucocythæmia
Glycosuria Diabetes Mellitus
Other Constitutional Diseases
V.—DEVELOPMENTAL DISEASES.																	
Premature Birth	31	31	...	31	13	18	...
Atelectasis	2	2	...	2	...	2	...
Congenital Malformation	2	2	...	2	1	1	...
Old Age	10	18	4	...	32	32	16	16	...

TABLE I.—Continued.

CAUSE OF DEATH.	AGES.											Total under 5 Years.	Total 5 years and upwards.	Grand Total at all ages.	REGISTRATION SUB-DISTRICT.	
	Under 1 Year.	1 to 5	5 to 15	15 to 25	25 to 35	35 to 45	45 to 55	55 to 65	65 to 75	75 to 85	85 & up- wards.				Dock- yard.	Ar- senal.
VI.—LOCAL DISEASES.																
1.— <i>Diseases of the Nervous System.</i>																
Inflammation of Brain or Membranes	5	6	1	2	...	2	11	5	16	10	6
Apoplexy, Softening of Brain, Hemiplegia, Brain Paralysis	1	1	1	2	4	9	7	6	31	31	17	14
Insanity, General Paralysis of the Insane	2	1	2	1	6	6	4	2
Epilepsy	1	...	1	2	2	...	2
Convulsions	24	4	2	28	2	30	15	15
Laryngismus Stridulus (Spasms of Glottis).....	2	2	...	2	...	2
Disease of Spinal Cord, Paraplegia, Paralysis Agitans	1	1	1	...	1
Other Diseases of the Nervous System	1	1	1	1	2	3	1	2
2.— <i>Diseases of Organs of Special Sense.</i>																
(e.g. of Ear, Eye, Nose)	1	1	...	1	...	1
3.— <i>Diseases of Circulatory System.</i>																
Pericarditis
Acute Endocarditis	1	1	1	...	1
Valvular Disease of Heart	1	3	3	5	10	12	3	37	37	12	25
Other Diseases of Heart	1	2	2	5	5	4	1
Aneurism	2	1	...	1	4	4	3	1
Embolism, Thrombosis.....
Other Diseases of Blood Vessels.....	1	1	1	1	...
4.— <i>Diseases of Respiratory System.</i>																
Laryngitis	2	4	1	6	1	7	4	3
Croup	2	2	...	2	2	...
Emphysema, Asthma
Bronchitis	25	11	...	4	2	1	11	15	13	15	...	36	61	97	44	53
Pneumonia	16	8	3	2	2	2	5	2	10	3	3	24	32	56	24	32
Pleurisy
Other Diseases of the Respiratory System.....	1	1	2	2	...	2

TABLE I.—Continued.

CAUSE OF DEATH.	AGES.											Total under 5 years.	Total 5 years & upwards	Grand Total at all ages.	REGISTRATION SUB-DISTRICT.	
	Under 1 Year.	1 to 5	5 to 15	15 to 25	25 to 35	35 to 45	45 to 55	55 to 65	65 to 75	75 to 85	85 & up- wards.				Dock- yard.	Ar- senal.
VI.—LOCAL DISEASES (contd.)																
5.—Diseases of Digestive System.																
Dentition	3	3	...	3	...	3
Sore Throat, Quinsy
Diseases of Stomach	1	1	1
Enteritis	11	2	...	1	1	1	13	3	16	3	13
Obstructive Diseases of Intestines	1	2	1	1	...	1	4	5	3	2
Peritonitis	1	2	1	1	...	1	...	1	7	7	1	6
Ascites.....
Cirrhosis of Liver	1	1	2	4	4	2	2
Jaundice and other Diseases of Liver.....	1	1	1	1	2	3	...	3
Other Diseases of Digestive System	1	1	1	1	2	1	1
6.—Diseases of Lymphatic System.																
(e.g. of Lymphatic Vessels, Glands and Spleen)
7. Diseases of Gland-like Organs of uncertain use (e.g. Bronchocele, Addison's Disease).....
8.—Diseases of the Urinary System.																
Nephritis.....	1	1	2	2	4	3	...	1	2	12	14	6	8
Bright's Disease, Albuminuria.....	3	1	1	5	5	4	1
Disease of Bladder, or of Prostate	1	1	1	1	...
Other Diseases of Urinary System	1	1	1	1	...
9.—Diseases of Reproductive System.																
A. of Organs of Generation.																
Male Organs
Female Organs	1	1	1	1	...
B. of Parturition.																
Abortion, Miscarriage
Puerperal Convulsions	1	1	1	...	1
Placenta, Prævia, Flooding
Other Accidents in Childbirth.....	1	2	3	3	2	1
10.—Diseases of Bones and Joints.																
Caries, Necrosis.....
Arthritis, Osteitis, Periositis
Other Diseases of Bones and Joints
11.—Diseases of Integumentary System.																
Carbuncle, Phlegmon	1	1	1	1	...
Other Diseases of Integumentary System

TABLE I.—Continued.

CAUSE OF DEATH.	AGES.											Total under 5 Years.	Total 5 years and upwards.	Grand Total at all ages	REGISTRATION SUB-DISTRICT.	
	Under 1 Year.	1 to 5	5 to 15	15 to 25	25 to 35	35 to 45	45 to 55	55 to 65	65 to 75	75 to 85	85 & up- wards.				Dock- yard.	Ar- senal.
VII.—DEATHS FROM VIOLENCE.																
1.— <i>Accident or Neglect.</i>																
Fractures and Contusions.....	1	...	2	1	4	4	...	4
Gunshot Wounds	1	1	1	...	1
Cut, Stab
Burn, Scald	1	1	...	1	1	...
Poison	1	1	...	1	...	1
Drowning	1	1	4	2	1	1	3	1	12	13	1	12
Suffocation	1	1	...	1	...	1
Otherwise	1	...	1	2	2	1	1
2.— <i>Homicide.</i>																
Manslaughter
Murder
3.— <i>Suicide.</i>																
Gunshot Wounds
Cut, Stab	2	2	2	2	...
Poison	1	...	2	...	1	4	4	3	1
Drowning	1	1	1	1	...
Hanging	1	1	1	...	1
Otherwise	1	1	1	...	1
4.— <i>Execution.</i>																
Hanging
VIII.—DEATHS FROM ILL-DEFINED BUT NON-SPECIFIED CAUSES.																
Dropsy	2	2	...	2	...	2
Debility, Atrophy, Inanition	42	4	1	1	1	46	3	49	20	29
Mortification	1	1	1	...	1
Tumour
Abscess	1	1	1	1	...
Hæmorrhage
Sudden Death (cause not ascertained)	1	1	1	...	1
Causes not Specified or Ill-defined.....	1	1	1	1	...

TABLE II.

Comparative Analysis of the Mortality in all London and Woolwich during the year 1895.

LOCALITY.	Estimated Population to middle of 1895.	Births.	Deaths.	Annual Birth-rate per 1000 living.	Annual Death-rate per 1000 living, from all causes.	Annual Death-rate per 1000 living, from Zymotic Diseases.	Per centage of Deaths under 1 year to Births Registered.	Per centage of Deaths to Total Deaths.						Remarks.
								Under 1 year of age.	At 60 years of age and upwards.	From Zymotic Diseases.	From Violence.	Coroner's Inquests.	At Public Institutions.	
London	4392346	133715	86937	30.5	19.8	2.6	16.5	25.3	24.8	13.2	3.9	8.6	26.8	
Woolwich Dockyard.....	20492	570	340	27.8	16.59	2.0	16.1	27.1	22.6	12.06	2.64	6.17	24.41	
Woolwich Arsenal (including North Woolwich)	22276	753	431	33.8	19.3	1.97	15.5	27.06	26.68	10.2	5.33	8.81	22.50	
Total for Dockyard and Arsenal	42768	1323	771	30.9	18.02	1.98	15.89	27.1	24.9	11.02	4.15	7.63	23.47	

Deducting 23 Deaths of Non-Residents makes the net Death-rate 17.48.

TABLE III.

Comparative Analysis of Deaths of Infants under 1 year and persons over 60 years of age ; also of Deaths from the undermentioned Diseases in London and Woolwich, during the year 1895.

DISTRICT.	Estimated Population to middle of 1895.	Births.	Deaths.	The Deaths Registered include														REMARKS.	
				Deaths of		Deaths from											Inquest Cases.		Deaths in Public Institutions.
				Infants under 1 year of age.	Persons aged 60 years and upwards.	Small Pox.	Diphtheria.	Typhus.	Scarlatina.	Typhoid.	Measles.	Diarrhoea.	Whooping Cough.	Continued Fever.	Violence.				
London	4392346	133715	86937	22173	21554	55	2316	5	829	596	2632	3600	1483	10	3407	7516	23282		
Woolwich Dockyard	20492	570	340	92	77	...	9	...	7	3	4	10	1	...	9	21	83		
Woolwich Arsenal...	22276	753	431	117	115	...	5	...	4	6	2	14	2	...	23	38	98		
Total for Dockyard and Arsenal	42768	1323	771	209	192	...	14	...	11	9	6	24	3	...	32	59	181		

TABLE IV.

Table of Deaths during the year 1895 in the Urban Sanitary District of Woolwich, classified according to Diseases, distinguishing those under 5 years of age and those over 5 years of age.

DISTRICT.	AGE.	Mortality from subjoined causes distinguishing Deaths of Children under 5 years.																				REMARKS.				
		Small Pox.	Influenza.	Measles.	Scarlatina.	Diphtheria.	Croup (non Spasmodic).	Whooping Cough.	Continued Fever.			Diarrhoea and Dysentery.	Cholera.	Rheumatic Fever.	Erysipelas.	Pyæmia.	Puerperal Fever.	Ague.	Phthisis.	Bronchitis, Pneumonia & Pleurisy.	Heart Disease.		Injuries, &c.	All other Diseases.	Total.	
									Typhus	Enteric or Typhoid	Ill-Defined.															
Woolwich Dockyard.....	Under 5	3	4	7	...	1	...	1	...	8	32	...	2	81	139	
	Over 5	...	5	1	3	2	2	...	2	...	1	...	1	34	36	16	7	91	201		
Woolwich Arsenal.....	Under 5	2	1	3	...	1	12	1	28	...	2	102	152	
	Over 5	...	7	...	3	2	...	1	...	6	...	2	...	1	...	1	59	57	27	21	93	280		
Total.....	Under 5	5	5	10	...	2	...	1	...	20	1	60	...	4	183	291	
	Over 5	...	12	1	6	4	...	1	...	8	...	4	...	2	...	2	93	93	43	28	184	480		
Deaths occurring outside the District among persons belonging thereto.....	Under 5	4	3	1	...	1	7	16	
	Over 5	...	4	...	3	2	5	1	40	33	10	6	61	165		
Deaths occurring within the District among persons not belonging thereto...	Under 5	
	Over 5	2	2	3	13	3	23		

TABLE V.

Comparative Table of Deaths during the years 1893, 1894 and 1895, in the Urban Sanitary District of Woolwich, classified according to Diseases, distinguishing those under 5 years and those over 5 years of age.

DISTRICT.	Year.	Age.	Mortality from subjoined causes, distinguishing Deaths of Children under 5 years of age.																						REMARKS.			
			Small Pox.	Influenza.	Measles.	Scarlatina.	Diphtheria.	Group (non Spasmodic).	Whooping Cough.	Continued Fevers.			Diarrhoea and Typhoid.	Dysentery.	Cholera.	Rheumatic Fever.	Erysipelas.	Pyæmia.	Puerperal Fever.	Ague.	Phthisis.	Bronchitis, Pneumonia & Pleurisy.	Heart Disease.	Injuries, &c.		All other Diseases.	Total.	
										Typhus.	Enteric or Typhoid.	Ill defined.																
Woolwich Dockyard	1893	Under 5	...	2	11	8	...	2	8	15	2	1	25	...	3	83	160	
		5 upwds.	2	3	...	3	1	4	...	16	...	2	2	3	2	33	53	13	14	100	241		
	1894	Under 5	...	22	4	2	...	6	...	1	...	6	26	...	1	61	129		
		5 upwds.	...	2	1	5	4	1	1	41	26	18	14	84	197		
	1895	Under 5	...	3	4	7	...	1	...	1	...	8	32	...	2	81	139		
		5 upwds.	...	5	1	3	2	2	...	2	...	1	...	1	34	36	16	7	91	201		
Woolwich Arsenal	1893	Under 5	3	2	3	...	11	11	1	28	...	7	88	155		
		5 upwds.	1	5	...	2	2	...	1	...	1	...	1	...	5	2	53	54	33	20	112	292		
	1894	Under 5	...	2	15	8	6	...	2	11	1	1	27	...	6	83	162		
		5 upwds.	2	...	1	5	2	1	3	...	2	...	2	1	2	42	47	23	22	126	281		
	1895	Under 5	2	1	3	...	1	12	1	28	...	2	102	152		
		5 upwds.	...	7	...	3	2	...	1	...	6	...	2	...	1	...	1	59	57	27	21	93	280		
Total.....	1893	Under 5	...	2	14	10	3	3	19	26	1	2	1	53	...	10	171	315		
		5 upwds.	3	8	...	5	3	...	1	...	5	...	7	...	7	2	3	4	86	107	46	34	212	533		
	1894	Under 5	...	2	37	12	8	...	8	...	1	...	17	1	1	53	...	7	144	291		
		5 upwds.	2	2	2	10	6	1	4	...	2	...	3	1	2	83	73	41	36	210	478		
	1895	Under 5	...	5	...	5	10	...	2	...	1	...	20	1	60	...	4	183	291		
		5 upwds.	...	12	1	6	4	...	1	...	8	...	4	...	2	...	2	93	93	43	28	184	481		
Deaths occurring outside the District amongst persons belonging thereto	1893	Under 5	1	7	5	13		
		5 upwds.	3	2	...	1	1	2	...	1	...	1	1	1	39	26	10	7	86	163		
	1894	Under 5	...	1	10	5	1	1	4	...	2	6	30		
		5 upwds.	1	1	...	9	2	2	2	30	24	6	4	79	160		
	1895	Under 5	4	3	1	...	1	7	16		
		5 upwds.	...	4	...	3	2	5	1	40	33	10	6	61	165		
Deaths occurring within the District amongst persons not belonging thereto ...	1893	Under 5	2	2			
		5 upwds.	2	2	2	9	3	18		
	1894	Under 5	1	1		
		5 upwds.	1	...	3	8	1	13		
	1895	Under 5		
		5 upwds.	2	2	3	13	3	23		

TABLE VI.

Table shewing the Mortality of Woolwich at the undermentioned ages, during the Year, 1895.

DISTRICT.	Population of all ages.		Registered Births.	Mortality from all causes at subjoined ages.							REMARKS.
	Census, 1891.	Estimated to middle of 1895.		At all Ages.	Under 1 year.	1 and under 5	5 and under 15	15 and under 25	25 and under 60	60 and upwards.	
Woolwich Dockyard.....	19,606	20,492	570	340	92	46	12	22	91	77	
Woolwich Arsenal.....	21,242	22,276	753	431	117	36	18	28	117	115	
Total.....	40,848	42,768	1,323	771	209	82	30	50	208	192	
Deaths occurring outside the District among persons belonging thereto }				181	5	9	7	24	78	58	
Deaths occurring within the District among persons not belonging thereto }				23	1	4	13	5	

TABLE VII.

*Return of the number of Deaths of Persons belonging to Woolwich
occurring in various Institutions, etc., during the year 1895.*

NAME OF INSTITUTION, ETC.	Number of Deaths.			REMARKS.
	M.	F.	Total.	
Woolwich Union Infirmary	60	43	103	
Herbert Military Hospital	25	1	26	
South Eastern Fever Hospital.....	5	6	11	
Guy's Hospital	3	2	5	
Darenth Asylum	1	2	3	
Caterham Asylum	1	2	3	
Ilford Asylum.....	...	3	3	
Seamen's Hospital.....	2	1	3	
Banstead Asylum	1	1	2	
Brompton Hospital	2	2	
City of London Lunatic Asylum	2	...	2	
Charing Cross Hospital.....	2	...	2	
Homerton Fever Hospital	1	1	2	
South Western Fever Hospital.....	...	2	2	
St. Luke's House	1	1	
Paddington Workhouse	1	...	1	
St. Ann's House	1	...	1	
Children's Hospital, Shadwell.....	1	...	1	
St. Peter's House, Kennington	1	1	
Cancer Hospital, Fulham Road	1	...	1	
Hanwell Asylum	1	1	
Royal Hospital	1	...	1	
St. Bartholomew's Hospital.....	1	...	1	
Great Northern Hospital	1	1	
Leavesden Asylum.....	1	...	1	
King's College Hospital.....	...	1	1	
Total.....	110	71	181	

TABLE VIII.

*Registered Deaths for each Month in the Sanitary District of Woolwich,
during the year 1895.*

MONTH.	Woolwich Dockyard Sub-District.			Woolwich Arsenal Sub-District.			Grand Total of Dockyard and Arsenal.	Remarks.
	M.	F.	Total.	M.	F.	Total.		
January	21	11	32	29	18	47	79	
February	14	14	28	22	24	46	74	
March	23	19	42	19	18	37	79	
April	19	13	32	26	10	36	68	
May	10	9	19	22	9	31	50	
June	13	17	30	22	13	35	65	
July	13	20	33	18	14	32	65	
August	12	8	20	19	15	34	54	
September ...	15	4	19	19	11	30	49	
October	26	14	40	25	15	40	80	
November ...	11	8	19	21	11	32	51	
December ...	9	17	26	16	15	31	57	
Total	186	154	340	258	173	431	771	

TABLE IX.

Comparative Analysis of Births, Deaths, etc., in Woolwich and 32 Provincial Towns during the year 1895.

TOWNS.	Estimated Population middle of 1895.	Births.	Deaths.	Annual Rate per 1000 Living.			Deaths from Principal Zymotic Diseases.	Small-pox.	Measles.	Scarlet Fever.	Diphtheria.	Whooping Cough.	Fever.	Diarrhoea.	Deaths of Children under one year of age to 1000 Births.	Rate per cent. of Uncertified Deaths.
				Births.	Deaths.	Principal Zymotic Diseases.										
WOOLWICH	42768	1323	771	30'9	18'0	1'9	85	...	6	11	14	3	9	24	158	...
West Ham	249473	8541	4447	34'3	17'9	3'2	805	10	227	45	192	57	65	209	168	2'7
Croydon	114923	2896	1658	25'3	14'4	1'3	151	...	19	4	22	28	14	64	134	...
Brighton	119604	3057	2252	25'6	18'9	1'8	209	...	26	5	18	42	14	104	164	1'6
Portsmouth	174751	4868	3108	27'9	17'8	2'1	371	...	39	7	19	63	35	208	175	0'8
Plymouth	89096	2551	1787	28'7	20'1	1'9	171	...	77	2	10	28	7	47	178	0'3
Bristol	228139	6579	4109	28'9	18'1	1'3	295	...	8	16	34	45	21	171	143	1'1
Cardiff	155637	5321	2826	34'3	18'2	2'4	377	...	47	8	56	52	15	199	179	1'0
Swansea	97008	3231	1767	33'4	18'3	1'7	163	...	46	5	12	20	20	60	178	1'1
Wolverhampton	85780	3027	2086	35'4	24'4	4'2	362	...	41	33	84	53	17	134	218	0'6
Birmingham	496751	16026	10048	32'4	20'3	2'7	1321	8	136	127	183	171	81	615	183	4'8
Norwich	107127	3398	2066	31'8	19'3	2'7	291	...	27	10	19	53	26	156	190	1'6
Leicester	193839	5954	3333	30'8	17'2	3'0	577	...	32	16	35	85	39	370	203	3'1
Nottingham	226658	6718	4299	29'7	19'0	2'2	505	...	1	51	10	31	54	358	190	1'3
Derby	100272	2909	1670	29'1	16'7	2'0	195	8	7	8	6	21	18	127	161	0'5
Birkenhead	107469	3288	2093	30'7	19'5	2'4	252	...	3	16	45	41	42	105	174	1'1
Liverpool	503967	18525	14469	36'9	28'8	4'0	2016	13	359	144	120	372	187	821	210	3'0
Bolton	119337	3921	2852	32'9	24'0	4'5	530	1	124	23	16	67	53	246	212	0'3
Manchester	524865	17624	13205	33'7	25'2	3'7	1950	2	509	169	108	250	99	813	203	1'2
Salford	208253	7454	5327	35'9	25'6	5'0	1031	...	213	97	62	133	88	438	231	2'3
Oldham	141079	3873	3091	27'5	22'0	2'8	393	22	98	15	26	54	26	152	190	3'2
Burnley	99591	3189	2322	32'1	23'4	3'9	385	...	25	22	43	54	30	211	242	1'9
Blackburn	127615	3899	3093	30'6	24'3	5'6	716	...	323	8	9	75	29	272	236	2'8
Preston	112638	3753	2684	33'4	23'9	3'8	423	1	47	4	8	50	22	291	248	3'6
Huddersfield	99482	2150	1675	21'7	16'9	1'2	119	...	12	19	15	20	6	47	158	3'3
Halifax	93813	2193	1805	23'4	19'3	1'3	122	...	9	5	14	23	16	55	158	2'0
Bradford	226384	5890	4482	26'1	19'9	2'5	566	...	18	25	20	106	40	357	203	1'0
Leeds	395546	12479	8083	31'6	20'5	2'7	1062	...	134	51	65	112	82	618	191	0'6
Sheffield	342768	11913	6994	34'9	20'5	3'2	1085	...	187	33	52	71	97	645	197	3'1
Hull	216722	7392	4504	34'2	20'8	3'3	718	...	19	39	37	44	48	531	205	4'0
Sunderland	137705	4819	2992	35'1	21'8	3'5	481	...	9	11	8	63	132	258	189	1'2
Gateshead	95871	3306	1872	34'6	19'6	2'6	251	...	28	14	19	62	15	113	186	0'8
Newcastle-on-Tyne ...	207021	6437	4229	31'2	20'5	2'5	520	...	141	22	52	59	48	198	186	1'1

TABLE X.

Comparative Analysis of Births and Deaths, etc., in Woolwich and other Sanitary Districts of the Metropolis, during the year 1895.

SANITARY AREA.	Estimated Population middle of 1895.	Births.	Deaths.	Annual Rate per 1000 Living.			Deaths from Principal Zymotic Diseases.	Smallpox.	Measles.	Scarlet Fever.	Diphtheria.	Whooping Cough.	Typhus.	Enteric Fever.	Simple and Undefined Fever.	Diarrhoea.	Phthisis.	Deaths of Children under 1 year of age to 1000 Births.
				Births.	Deaths.	Principal Zymotic Diseases.												
WOOLWICH	42768	1323	771	30.9	18.0	1.9	85	...	6	11	14	3	...	9	...	24	93	158
<i>West Districts.</i>																		
Paddington.....	122756	2977	2107	24.3	17.2	1.7	207	...	19	14	47	20	...	13	...	94	163	164
Kensington.....	167671	3621	2759	21.7	16.5	1.9	322	...	34	28	90	38	...	15	...	116	253	172
Hammersmith	108429	2909	8101	26.9	16.7	2.1	225	1	27	17	44	43	...	12	...	81	160	166
Fulham	117745	3930	2195	33.5	18.7	2.9	342	...	51	21	77	50	...	12	...	130	154	187
Chelsea	99930	2734	1913	27.4	19.2	2.2	221	1	11	25	57	35	...	13	...	79	185	168
St. George Hanover Square...	74037	1470	1175	19.9	15.9	1.6	117	1	10	10	24	26	...	9	...	36	105	138
Westminster	54003	1284	1146	23.8	21.3	2.1	111	...	25	6	21	15	...	3	...	41	125	185
St. James Westminster.....	23149	542	411	23.5	17.8	1.3	31	...	2	3	4	10	...	6	...	6	35	144
<i>North Districts.</i>																		
Marylebone	137392	4400	2843	32.1	20.8	1.7	239	9	25	14	35	39	...	23	...	93	299	138
Hampstead.....	77592	1453	931	18.8	12.0	1.0	78	...	9	8	14	7	...	9	...	29	75	135
St. Pancras.....	233543	7118	4778	30.5	20.5	3.2	741	1	228	52	131	94	...	30	...	205	428	174
Islington.....	335929	9879	5753	29.5	17.2	2.0	686	1	141	67	146	79	...	30	...	219	532	143
Stoke Newington	35234	813	471	23.1	13.4	1.1	39	...	7	1	5	5	...	4	...	17	37	116
Hackney.....	215623	6172	3735	28.7	17.4	2.5	545	1	120	41	83	65	...	45	...	189	314	154
<i>Central Districts.</i>																		
St. Giles	37654	1120	859	29.8	22.9	2.1	77	2	13	6	13	13	...	2	...	28	127	160
St. Martin-in-the-Fields	13536	189	244	14.0	18.1	1.8	24	1	2	2	7	6	...	1	...	5	24	265
Strand.....	22586	612	569	27.2	25.3	2.2	49	2	6	9	13	3	...	5	...	11	76	175
Holborn	32188	821	810	25.6	25.2	2.8	90	...	45	6	7	8	24	98	212
Clerkenwell	65036	2083	1491	32.1	23.0	3.9	250	...	93	17	34	41	...	11	...	53	159	192
St. Luke.....	40763	1904	1226	46.8	30.2	5.5	224	...	106	5	20	21	...	6	...	66	113	184
London City	33824	553	720	16.4	21.4	1.6	55	...	15	4	8	3	...	13	...	12	51	157

TABLE X.—Continued.

Comparative Analysis of Births and Deaths, etc., in Woolwich and other Sanitary Districts of the Metropolis, during the year 1895.

SANITARY AREA.	Estimated Population middle of 1895.	Births.	Deaths.	Annual Rate per 1000 Living.			Deaths from Principal Zymotic Diseases.	Smallpox.	Measles.	Scarlet Fever.	Diphtheria.	Whooping Cough.	Typhus.	Enteric Fever.	Simple and Undefined Fever.	Diarrhoea.	Phthisis.	Deaths of Children under 1 year of age to 1000 Births.
				Births.	Deaths.	Principal Zymotic Diseases.												
<i>East Districts.</i>																		
Shoreditch	122932	4352	2856	35·5	23·3	3·8	460	2	106	30	58	87	...	22	...	155	283	199
Bethnal Green	130061	4771	2769	36·8	21·4	3·4	441	4	116	30	101	34	...	17	...	139	245	162
Whitechapel	75820	3130	1824	41·4	24·1	3·3	250	4	82	23	58	19	...	10	...	54	219	157
St. George-in-the-East	45227	1972	1330	43·7	29·5	5·5	246	...	88	20	50	21	...	7	...	60	113	196
Limehouse	56885	2035	1547	35·9	27·3	4·6	261	1	86	20	45	40	...	10	...	59	136	202
Mile End Old Town.....	108443	4204	2436	38·9	22·5	3·9	424	1	113	26	111	42	...	17	...	114	182	165
Poplar	171230	6071	3865	35·6	22·6	4·0	677	1	216	48	152	80	...	33	...	147	273	183
<i>South Districts.</i>																		
St. Saviour Southwark	26570	830	677	31·3	25·5	2·9	76	...	17	6	13	13	...	1	...	26	84	205
St. George Southwark	60168	2188	1524	36·5	25·4	3·2	194	...	49	14	17	38	...	7	...	69	186	198
Newington	119358	4234	2872	35·6	24·1	3·4	401	4	132	16	52	71	...	15	1	110	263	201
St. Olave Southwark.....	13065	428	314	32·9	24·1	2·4	31	...	3	...	4	7	...	2	...	15	32	206
Bernmondsey	83861	3212	1869	38·4	22·3	3·2	270	...	114	16	29	20	...	11	...	80	190	162
Rotherhithe	40713	1304	783	32·1	19·3	2·7	110	1	19	8	31	10	...	9	...	32	76	148
Lambeth.....	284883	9341	5567	32·9	19·6	2·6	741	2	150	53	112	132	...	26	2	264	511	152
Battersea.....	165130	5264	2872	32·0	17·4	2·7	442	1	98	30	92	53	1	22	...	145	247	177
Wandsworth	185956	4721	2747	25·5	14·8	1·3	250	2	30	16	46	24	...	26	...	106	213	132
Camberwell	252737	7528	4610	29·9	18·3	2·6	648	7	111	46	179	68	...	33	...	204	394	164
Greenwich	175183	5475	3305	31·3	18·9	2·7	465	3	49	36	184	55	...	17	...	121	268	150
Lee	38832	826	561	21·3	14·5	1·4	54	...	18	5	11	5	...	3	...	12	56	140
Lewisham	82410	2037	1187	24·8	14·4	1·5	126	...	12	9	14	32	...	7	...	52	76	135
Plumstead	61494	1877	929	30·6	15·2	2·5	153	2	24	10	36	5	...	30	...	46	90	133

TABLE XI.

Table of Population, Births, and of Infectious Disease Cases notified to the Medical Officer of Health during the year 1895, in the Urban Sanitary District of Woolwich, classified according to diseases, ages, etc.

DISTRICT.	DISEASE.	Population of all ages.		Registered Births.	Age under 5 or over 5 years.	Number Notified.												Number removed to Hospital.													
		Census 1891.	Estimated to middle of 1895.			January.	February.	March.	April.	May.	June.	July.	August.	September.	October.	November.	December.	Total.	January.	February.	March.	April.	May.	June.	July.	August.	September.	October.	November.	December.	Total.
WOOLWICH DOCKYARD.	Small Pox.....	19606	20492	570	Under 5	
	Over 5				1	1	1	1	
	Cholera.....				Under 5
	Over 5				
	Diphtheria				Under 5	2	3	1	2	1	1	...	1	1	3	15	1	2	1	1	...	1	1	2	9
	Over 5				2	...	1	2	3	2	5	2	...	1	2	4	24	1	...	1	1	3	1	4	2	...	1	1	2	17	
	Membranous Croup				Under 5
	Over 5				
	Erysipelas.....				Under 5	1	1
	Over 5				...	2	1	3	2	4	1	1	...	1	15	
	Scarlatina				Under 5	...	1	1	1	8	4	2	2	7	1	27	1	1	4	4	1	...	5	1	17
	Over 5				1	2	1	4	3	13	15	2	3	7	5	1	57	1	2	1	4	2	12	13	2	3	6	3	1	50	
Typhus	Under 5				
Over 5				
Typhoid	Under 5				
Over 5	4	5	3	2	...	14	1	4	2	7					
Puerperal	Under 5				
Over 5	1	1					
Continued.....	Under 5				
Over 5					

The case of Small Pox was found to be one of Chicken Pox.

TABLE XI.—Continued.

DISTRICT.	DISEASE.	Population of all ages.		Registered Births.	Age under 5 or over 5 years.	Number Notified.													Number removed to Hospital.												
		Census, 1891.	Estimated to middle of 1895.			January	February	March	April	May	June	July	August	September	October	November	December	Total	January	February	March	April	May	June	July	August	September	October	November	December	Total
WOOLWICH ARSENAL.	Small-pox	21242	22276	753	Under 5	
	Over 5				
	Cholera				Under 5
	Over 5				
	Diphtheria				Under 5	1	1	4	1	...	1	3	2	13	1	1	...	3	1	1	...	7	
	Over 5				2	1	1	1	1	...	2	1	1	2	3	...	15	1	1	...	1	2	2	...	6		
	Membranous Croup				Under 5	
	Over 5					
	Erysipelas				Under 5	1	1	
	Over 5				2	1	1	1	4	...	1	3	1	2	16		
Scarlatina	Under 5	2	1	...	3	5	1	1	1	2	3	1	5	25	1	5	1	...	1	1	1	1	4	15				
Over 5	...	3	1	4	11	10	8	1	12	12	8	8	78	1	2	9	6	5	...	11	5	6	7	52					
Typhus	Under 5				
Over 5					
Typhoid	Under 5	1	2	...	1	4	1	1	...	1	3				
Over 5	11	8	4	5	2	...	2	...	32	9	7	3	5	2	...	2	...	28					
Puerperal	Under 5				
Over 5	1	1					
Continued	Under 5				
Over 5					
Total number of cases occurring within the Sanitary District of Woolwich		40848	42768	1323	Under 5	5	2	1	8	7	5	14	9	4	7	12	12	86	1	...	1	3	7	4	8	7	2	3	8	7	51
					Over 5	7	8	5	15	36	45	42	11	19	26	23	17	254	3	2	3	7	25	31	29	9	16	12	14	10	161

TABLE XII.

*Registered Births in Fifty-two Weeks of 1895 in the
Sub-Districts of Woolwich.*

Month.	Woolwich Dockyard Sub-District.							Woolwich Arsenal Sub-District.						
	Legitimate.		Illegitimate.		Total.		Grand Total.	Legitimate.		Illegitimate.		Total.		Grand Total.
	M.	F.	M.	F.	M.	F.		M.	F.	M.	F.	M.	F.	
January ...	27	29	27	29	56	36	45	36	45	81
February...	25	16	1	1	26	17	43	26	36	26	36	62
March	23	22	23	22	45	22	29	22	31	53
April	33	21	1	...	34	21	55	32	38	32	38	70
May	23	21	1	1	24	22	46	31	25	31	25	56
June	35	25	35	25	60	37	36	37	36	73
July	22	20	22	20	42	31	26	31	26	57
August	27	15	27	15	42	28	30	1	...	29	30	59
September	28	20	28	20	48	27	32	...	1	27	33	60
October ...	26	36	26	36	62	49	36	1	2	50	38	88
November	30	10	30	10	40	36	15	36	15	51
December	17	14	17	14	31	16	26	1	...	17	26	43
Total...	316	249	3	2	319	251	570	371	374	3	3	374	379	753

TABLE XIII.

Registered Marriages for each Quarter during the Years 1891, 1892, 1893, 1894 & 1895, in the Sanitary District of Woolwich.

DISTRICT.	Year.	First Quarter.	Second Quarter.	Third Quarter.	Fourth Quarter.	TOTAL.
DOCKYARD. AND ARSENAL.	1891	109	124	140	161	534
	1892	115	131	186	167	599
	1893	110	136	193	175	614
	1894	120	136	151	178	585
	1895	112	137	142	188	579

TABLE XIV.

Return of the number of Bodies received into the Mortuary during the year 1895.

No.	Date received at Mortuary.	Name.	Age.	Address.	Cause of Death.
1	January 1st.....	Margaret Sweeney	6 weeks	2, Mary Ann Cottages, Woolwich	Want of Proper Food.
2	" 7th.....	James Newman	60	1, Rope Yard Rails, Woolwich.....	Syncope.
3	" 12th.....	Matilda Moriarty.....	77	5, Catherine Square, Woolwich	Congestion of Lungs.
4	" 14th.....	Joseph Reynolds	48	4, Haviland Terrace, Bournemouth	Found Drowned.
5	" 24th.....	Thomas Evans.....	84	20, Lower Market Street, Woolwich ...	Bronchitis.
6	Feb. 16th.....	Courtney Rhodes.....	25	29, West Hill, Sydenham	Syncope after Fit.
7	" 17th.....	Rebecca Mallett	74	28, Waterloo Bridge Road.....	Heart Disease.
8	" 18th.....	William Goodhew	5 months	14, Rhea Street, N. Woolwich.....	Congestion of Lungs.
9	" 23rd.....	Sydney Hemsley	3 months	6, Cambridge Terrace, Woolwich	Bronchitis.
10	" 25th.....	Elsie Bohn	11 months	33, Samuel Street, Woolwich	Asphyxia.
11	March 20th.....	Agnes R. Ryan	19	30, Brookhill Road, Woolwich.....	Peritonitis.
12	" 29th.....	Ada Shean	12 days	10, Rope Yard Rails, Woolwich	Debility.
13	April 18th.....	John Kelcher	59	26, Coleman Street, Woolwich.....	Suicide by Poison.
14	" 20th.....	William Brown	34	R.A. Barracks, Woolwich	Suicide by Cutting Throat.
15	May 6th.....	Cornelius Driscoll	33	8, Manor Street, Woolwich	Inflammation of Lungs.
16	" 8th.....	John T. Bulfield	60	125, Greengate Street, Plaistow	Found Drowned.
17	" 11th.....	James Walker	21 months	11, Dacey Street, Woolwich	Tumour on Brain.
18	" 13th.....	Alice M. Ruby	5 days	6, Sidney House, High St., Woolwich..	Suffocated in Bed.
19	June 6th.....	Daniel O'Brien	45	5, High Street, Woolwich.....	Syncope.
20	" 6th.....	Mathew Wighton	34	No home	Found Drowned.
21	" 8th.....	William Thompson.....	15	2, Malmesbury Terrace, Plaistow.....	Found Drowned.
22	" 18th.....	Ada E. Owen	23	11, Prospect Place, Woolwich	Suicide by Poison.
23	" 25th.....	James Smithson	35	21, Orchard Street, Woolwich	Suicide by Poison.
24	" 26th.....	Fredk. Stevens	33	18a, Orchard Street, Woolwich	Suicide by Cutting Throat.
25	" 28th.....	Emily Martin	30	10, Seimens Road, Woolwich	Twist of Intestine.
26	July 23rd.....	John Chesney	42	2, Stanley Street, Beckton.....	Apoplexy.

TABLE XIV.—Continued.

No.	Date received at Mortuary.	Name.	Age.	Address.	Cause of Death.
27	August 3rd.....	Thomas Cotton	25	Isle of Wight	Accidentally Drowned.
28	" 6th.....	Fredk. G. Marwood	8	118, West Street, Charlton	Ditto.
29	" 17th.....	Alfred Bates.....	20	114, Charles Street, Stone.....	Ditto.
30	" 20th.....	John Driscoll	48	25, Rope Yard Rails, Woolwich	Ditto.
31	" 21st.....	Thomas Wilson	6	37, Charlotte Street, Plumstead	Ditto.
32	" 24th.....	George Burfoot	15	Gunning Street, Plumstead	Ditto.
33	" 31st.....	Fredk. Mathews	42	Royal Albert Docks.	Ditto.
34	Sept. 23rd.....	George F. Marsh.....	17	149, Hythe Street, Dartford	Ditto.
35	October 4th.....	Mary K. Perry.....	24	3, Walpole Place, Woolwich.....	Inflammation of Stomach.
36	" 5th.....	Florence Scrivans	16 months	8, Wood Street, Woolwich	Accidentally Drowned.
37	" 9th.....	Walter Sewell	6	5, Manor Street, Woolwich	Tubercular Meningitis.
38	" 11th.....	Albert Middleton.....	20	166, Rhodeswell Road Limehouse	Fall into Barge from Wharf.
39	" 11th.....	James Murray	29	6, Caffyr Street, Lambeth.....	Accidentally Drowned.
40	" 18th.....	Rosina Davies	28	36, James Street, Woolwich	Syncope.
41	" 28th.....	William R. Chatfield	43	Dock Road, Poplar.....	Fall into Ship's Hold.
42	Nov. 16th.....	Lilliah Purcell.....	6	28, Jackson Street, Woolwich	Scarlet Fever.
43	" 20th.....	John W. Hill	55	31, Emery Place, Old Kent Road	Syncope.
44	" 27th.....	Fredk. J. McPherson.....	44	87, Beresford Street, Woolwich	Aneurism of the Aorta.
45	" 30th.....	Bertram C. Boyle	5 weeks	7, Coleman Street, Woolwich	Inflammation of Cord.
46	Dec. 3rd.....	Charles Stovdley.....	33	31, Zoar Street, Southwark	Accidentally Drowned.
47	" 11th.....	Annie K. Cook	2 months	Red Barracks, Woolwich	Convulsions.
48	" 11th.....	William F. Freeman	60	76, Edward Street, Canning Town	Found Drowned.
49	" 14th.....	Robert J. Corderoy.....	34	Hunt Street, Lambeth	Accidentally Drowned.
50	" 24th.....	Alec C. Reeves	8 months	R.A. Barracks, Woolwich.....	Suffocated in Bed.
51	" 27th.....	Michael Cotter.....	68	No home	Found Drowned.
52	" 30th.....	Milly Page	5	7, Kates Place, N. Woolwich	Shock from Burns.

TABLE XV.

Return of Inquests held during the Year 1895.

No.	Name.	Age.	Address.	Verdict of Coroner's Jury.
1	Thomas Evans.....	84	20, Lower Market Street, Woolwich	Bronchitis.
2	Catherine Jeffery	59	6, James Place, Woolwich	Syncope.
3	James Newman	60	1, Rope Yard Rails, Wool- wich	Do.
4	Francis Elliott	87	23, Samuel St., Woolwich	Disease of Kidneys.
5	Margaret Sweeney	6 w.	2, Mary Ann Cottages, Woolwich	Want of proper Food.
6	Matilda Moriarty.....	77	5, Catherine Sq., Woolwich	Congestion of Lungs.
7	Joseph H. Reynolds ...	48	4, Haviland Terrace, Boscombe, Bournemouth	Found Drowned.
8	William Goodhew	5 m.	14, Rhea Street, North Woolwich	Congestion of Lungs.
9	Courtney Rhodes.....	25	29, West Hill, Sydenham	Syncope after Fit.
10	Sidney Hemsley	4 m.	6, Cambridge Terrace, Woolwich	Bronchitis.
11	Elsie Bohn	11 m.	33, Samuel St., Woolwich	Asphyxia.
12	Female	3	20, Robert St., Woolwich	Burns through throwing Paraffin on Fire.
13	Alice R. Ryan	19	30, Brookhill Road, Wool- wich	Peritonitis.
14	William Brown.....	34	R.A. Barracks	Suicide by Cutting throat
15	John Kelcher	59	26, Coleman St., Woolwich	Suicide by poison.
16	William Houstown	17	Cadets' Hospital	Inflammation of Brain by Blow from Racket ball
17	Cornelius Driscoll	33	8, Manor St., Woolwich...	Inflammation of Lungs.
18	James Walker	20 m.	11, Dicey St., Woolwich...	Tumour on Brain.
19	Alice Ruby	5 d.	6, Sidney House, High St., Woolwich	Suffocated in Bed.
20	John Butfield	60	125, Greengate Street, Plaistow	Found Drowned.
21	William Thompson	15	2, Malmsbury, Plaistow ...	Do.
22	Daniel O'Brien	45	5, High St., Woolwich ...	Syncope.
23	Ada E. Owen	23	11, Prospect Pl., Woolwich	Suicide by Poison.
24	William M. Leggatt ...	36	75, Orchard St., Woolwich	Fall from Scaffold.
25	Frederick Stevens	33	18a, Orchard Street, Woolwich	Suicide by Cutting throat
26	James Smithson	35	21, Orchard St., Woolwich	Suicide by Poison.
27	Emily Martin	30	10, Siemens Rd., Woolwich	Intestinal Twist.
28	Mariam Dawkins.....	68	1, Montague Cottages, Woolwich	Syncope.
29	Male	23	24, Rectory Grove, Wool- wich	Caught in Machinery.

TABLE XV.—Continued.

No.	Name.	Age.	Address.	Verdict of Coroner's Jury.
30	Edwin Hutchins	55	Red Lion Lane, Plumstead	Suicide.
31	Laura Norman	4	9, Milward St., Woolwich	Alcoholic poisoning (accidental).
32	Albert Bates.....	20	114, Charles Street, Stone	Accidentally Drowned.
33	Dorothy Wright	47	11, Market Head, Wool- wich	Apoplexy.
34	Eliza Jacques	1 d.	19, Lower Market Street, Woolwich	Convulsions.
35	John Driscoll	49	25, Rope Yard Rails, Woolwich	Accidentally Drowned.
36	Thomas Wilson	6	Charlotte St., Plumstead...	Do.
37	Male	19	Royal Academy, Woolwich	Suicide by Shooting.
38	Harry C. Trodd	20	26, Union St., Woolwich	Suicide on Railway.
39	Frederick Matthews ...	42	Royal Albert Docks	Accidentally Drowned.
40	Henry Brooks	62	82, St. Mary St., Woolwich	Suicide by Hanging.
41	George F. Marsh.....	17	149, Hythe St., Dartford	Accidentally Drowned.
42	William R. Bailey	43	23, Grove Villas, East India Dock Road	Fracture of Skull through Fall.
43	William Laurence	42	93, High Street, Woolwich	Fall from Trap in Fit.
44	Mary A. Akers	32	15, Francis St., Woolwich	Fall from Railway Bridge
45	Nancy King	89	Goldsmiths' Almshouses, Woolwich	Accidental Fall.
46	Female	38	32, Dicey Street, Woolwich	Suicide by Poison.
47	Florence Scrivens	16 m.	8, Wood Street, Woolwich	Accidentally Drowned.
48	Rosina Davies	29	36, James St., Woolwich	Syncope.
49	Mary A. Penny	24	3, Walpole Pl., Woolwich	Inflammation of Stomach
50	Walter Sewell	6	5, Manor Street, Woolwich	Tubercular Meningitis.
51	Albert Middleton.....	20	116, Rhodeswell Road, Limehouse	Fall into Barge from Wharf.
52	Bertram Boyle	5 w.	7, Coleman St., Woolwich	Inflammation of Cord.
53	Frederick McPherson ...	40	87, Beresford Street, Wool- wich	Aneurism of the Aorta.
54	Charles Stoodley	33	31, Zoar Street, Southwark	Accidentally Drowned.
55	Annie K. Cook	2 m.	Cambridge Barracks	Convulsions.
56	William Freeman.....	60	76, Edward Street, Canning Town	Found Drowned.
57	Robert Corderoy	34	Hunt Street, Lambeth ...	Accidentally Drowned.
58	James Swinfield	77	Back Lane, Woolwich.....	Extravasation of Urine.

TABLE XVI.

Return of the number of Articles Disinfected after the undermentioned diseases during the year 1895.

Nature of Disease.	Number of Persons Attended.	ARTICLES DISINFECTED.									Total.
		Beds.	Blankets.	Bolsters.	Counterpanes.	Pallasses and Mattresses.	Pillows.	Sheets.	Sundries.	Wearing Apparel (pieces).	
Scarlet Fever	188	203	340	129	189	213	302	321	1038	1129	3864
Diphtheria	67	83	102	61	73	89	133	147	341	392	1421
Small-pox	1	2	2	1	3	2	4	4	21	8	47
Enteric Fever.....	50	59	105	50	68	112	83	142	209	196	1024
Typhus Fever.....
Erysipelas	32	1	2	1	1	2	2	2	5	4	20
Puerperal Fever...	2	2	3	2	2	4	2	5	7	9	36
Total.....	340	350	554	244	336	422	526	621	1621	1738	6412

The case of Small-pox was found to be one of Chicken-pox.

TABLE XVII.

Return of Persons admitted into the Temporary Shelter during the years 1892, 1893, 1894 and 1895.

Nature of Disease.	1892.		1893.		1894.		1895.		Remarks.
	Families.	Persons.	Families.	Persons.	Families.	Persons.	Families.	Persons.	
Small-pox	1	3	17	57	8	24	
Scarlet Fever	8	25	16	65	10	42	8	26	
Diphtheria	1	2	2	7	4	11	
Enteric Fever.....	3	10	2	8	
Total.....	10	30	33	122	23	83	14	45	

TABLE XVIII.

*Return of Houses dealt with under "The Housing of the Working
Classes Act, 1890," during the year 1895.*

No.	Property.	Result.
1	1, Peake's Place	Repairs in progress.
2	2 do. ...	Do.
3	3 do. ...	Do.
4	4 do. ...	Do.
5	5 do. ...	Do.
6	1, Carey Square	Work done without closing.
7	2 do. ...	Do.
8	3 do. ...	Do.
9	17, Salutation Alley	Demolished by consent.
10	18 do. ...	Do.
11	19 do. ...	Do.

TABLE XIX.

Return of Cases of Sickness for the years 1891, 1892, 1893, 1894 and 1895, occurring in the various Institutions in Woolwich.

Name of Institution.	Number of Patients, 1891.		Number of Patients, 1892.		Number of Patients, 1893.		Number of Patients, 1894.		Number of Patients, 1895.	
	In.	Out.	In.	Out.	In.	Out.	In.	Out.	In.	Out.
Workhouse and Workhouse Infirmary	703	...	607	...	697	...	558	...	710	...
Out-door Paupers.....	...	2552	...	2500	...	2597*	...	2743	...	3413
Total.....	703	2552	607	2500	697	2597	558	2743	710	3413

TABLE XX.

Return of the Number of Houses Inspected, Notices Served, etc., by the Sanitary Inspectors during the year 1895.

Name of Inspector.	Number of Houses.		Number of Notices Served.	Number of Notices.		Nature of Nuisances included in Notices.												Remarks.
	Inspected.	Re-Inspected.		Complied with.	Not complied with.	No Water in Closets.	Dirty and Defective Walls and Ceilings.	Defective Paving.	Foul and Defective W.C. Pans and Traps.	Defective Roofs.	Defective Yard Drains and Sinks.	Defective Guttering, etc.	House Sinks connected with Drains.	Defective Water Supply.	General Nuisances, etc.	Total.		
J. CARTY.....	Engaged in Superintending the removal of House and Trades Refuse, etc. Inspector died 9th July, 1895.	
A. MACKIE	1688	1242	679	676	3	2	47	96	73	91	64	95	9	58	98	4921	60 cases were referred to Solicitor, and in 11 cases Summonses had to be issued before the work was done.	
W. WOOLLEY.....	1901	1583	810	795	15	2	65	153	112	122	91	156	12	71	151	6039		
Total.....	3589	2825	1489	1471	18	4	112	249	185	213	155	251	21	129	249	10960		

TABLE XXI.

*List of Common Lodging Houses in Woolwich under the License
of the London County Council.*

No.	Situation of House.	Number of Beds Authorized.			Owner.
		Single Men.	Single Women.	Married Couples.	
1	3, High Street	22	George Webb.
2	5 " 	44	Ditto
3	49 " 	26	Robert Flett.
4	50 " 	24	Ditto
5	51 " 	6	8	Ditto
6	52 " 	18	3	3	Catherine Mahoney.
7	53 " 	16	...	5	Ditto
8	56 " 	1	7	Maria Edwards.
9	56a " 	18	Ditto
10	63 " 	1	7	Richard Huxford.
11	64 " 	20	Ditto
12	76 " 	4	5	4	George Channings.
13	77 " 	3	2	6	Ditto
14	81 " 	8	1	James Self.
15	82 " 	7	6	3	Ditto
16	93 " 	30	Mary White.
17	102 " 	37	Thomas Barriskill.
18	6, Nile Street	5	...	3	John Kelcher.
19	7 " 	13	Ditto
20	60, Beresford Street.....	35	...	13	Mary White.
21	4, Market Hill	14	Mary Cassin.
22	5 " 	11	Emily Perry.
23	10 " 	10	Alfred Ralphson.
24	12, Warren Lane.....	29	Frederick Alexander.
25	13 " 	11	Ditto
26	1, Rope Yard Rails ...	16	Maria Edwards.
27	2 " 	21	Ditto
28	4 " 	22	Eliza Skiggs.
29	7 " 	18	Kate Taylor.
30	9 " 	37	Eliza Edwards.
31	10 " 	32	7	11	Kate Taylor.
32	11 " 	24	...	3	Catherine Mahoney.
33	21 " 	11	...	4	Robert Flett.
34	21a " 	12	5	Ditto
35	32 " 	20	John Smith.
36	43 " 	16	James Self.
37	10a " 	26	...	3	Catherine Mahoney.
38	34, Albert Road, N.W.	19	Emma Bammon.

TABLE XXII.

List of Slaughterhouses Licensed by the London County Council in the District of Woolwich during the year 1895.

No.	Name of Licensee.	Address of Licensee.	Situation of Slaughterhouse.
1	Woollen, Henry	93, New Road ...	At rear of 93, New Road.
2	Gurney, Edward H.	7, Powis Street ...	Love Lane.
3	Vicars, Hedley.....	99, Powis Street...	At rear of 99, Powis Street.
4	Mitchell, Jas. & Geo.	25, Hare Street ...	At rear of 25, Hare Street.
5	Bland, Thomas	30, Hare Street ...	At rear of 30, Hare Street.
6	Bartlett, Charles	1, Church Street...	At rear of 12, Church Street.
7	Vicars, Hedley.....	41, Church Street	At rear of 41, Church Street.

TABLE XXIII.

List of Bakehouses in the District of Woolwich during the year 1895.

No.	Name.	Situation of Bakehouse.	No.	Name.	Situation of Bakehouse.
1	Co-operative Society	153, Powis Street.	21	Smith, Zoe	37, Francis Street.
2	Hobbs, Samuel	16, "	22	Hills, Alfred	32, Church Street.
3	Frost, William	42, "	23	Roffey, James	48, "
4	Vohman, J. G.	29, Hare Street.	24	Sims, Alfred F.	23, George Street.
5	Bolton, John R.	98, High Street.	25	Barrett, Henry	21, Albion Road.
6	Roffey, Edward	100, "	26	Clothier, William	51, "
7	Mack, Phillip H.	111, "	27	Attenborough, James	60, Sand Street.
8	Shierman, Henry	140, "	28	Dhonau, John	18, Prospect Place.
9	Flood, Benjamin	31, Beresford Street.	29	Meyer, Frederick	33, Samuel Street.
10	Martin, Jacob A.	16, The Common.	30	Arnold, Edward	1, Pellipar Road.
11	Goodsell, Edward	33, Upper Market Street.	31	Akers, William	8, Hill Street.
12	Mitchell, Colin	53, Wellington Street.	32	Wilkening, Louis	72, Henry Street.
13	Newman, Thomas	94, "	33	Cooper, Joseph	24, Chapel Street.
14	Finch, George	29, Artillery Place.	34	Brown, George	36, "
15	Ewell, Edwin	38, "	35	Holcombe, Thomas	45, Warwick Street.
16	West, George	10, King Street.	36	Corder, Thomas	18, Charles Street.
17	Fletcher, John	15, New Road.	37	Porter, George	29, "
18	Stone, Mrs. Walter J.	57, "	38	Tucker, John	82, Brookhill Road.
19	Bradshaw, Alfred	3, Green's End.	39	Jackson, Frederick M. ...	Dock Street, North Woolwich.
20	Dennis, Henry	96, Brookhill Road.	40	Nelle, F.	109, Albert Rd., North Woolwich

TABLE XXIV.

*List of Cow Sheds Licensed by the London County Council in the
District of Woolwich during the year 1895.*

No.	Name of Licensee.	Address of Licensee.	Situation of Cow Shed.
1	Chard, Henry John.....	16, Pellipar Road	At rear of 16, Pellipar Road
2	Thomas, James	24, Lower Wool- wich Road	At rear of 23, Lower Woolwich Road
3	Wyatt, John.....	2, Albert Road, N. Woolwich	At rear of 2, Albert Road

TABLE XXV.

*Total amount paid by the Board for Disinfectants during the years
1890, 1891, 1892, 1893, 1894 and 1895.*

			1890.	1891.	1892.	1893.	1894.	1895.
			£ s. d.	£ s. d.	£ s. d.	£ s. d.	£ s. d.	£ s. d.
1.	For Quarter ending March		30 0 0	0 0 0	0 16 0	0 7 0	1 6 9	0 16 0
2.	Ditto	June.....	1 12 0	1 0 2	13 13 10	4 18 0	3 9 8	2 13 11
3.	Ditto	September	2 16 0	3 1 11	7 10 11	1 3 0	4 19 6	5 18 10
4.	Ditto	December	0 18 0	1 3 0	2 0 11	0 16 0	3 11 11	4 0 2
Total.....			35 6 0	5 5 1	24 1 8	7 4 0	13 7 10	13 8 11

TABLE XXVI.

*Surveyor's Report upon the cost of disposal of Refuse at the Destructor,
Dockyard Wharf.*

8th October, 1895.

GENTLEMEN,

I have much pleasure in presenting my Second Annual Report of the working of the Refuse Destructor for the period of one year ending 6th December, 1894.

The quantity of refuse that passed through the cells during that period amounted to 10,573 loads, being an increase of 606 loads on the previous year.

The cost of the disposal of which, under the old system of barging away, at 1/6 per cubic yard, would have been £1,585 19 0, calculating each load to represent two cubic yards.

319 tons of fishmongers' and butchers' offal were also destroyed during the year.

The outgoings of the Destructor, including capital and interest on loans, wages, breeze for cremator, gas, water and other expenses, were as follows:—

	£	s.	d.	£	s.	d.
Capital and Interest on Loans for erection of Destructor				486	5	10
Wages, gross	587	13	2			
Cr. Man's time attending Disinfector, and the value of the Clinkers, etc., used on the roads by the Local Board, estimated at 6d. per load	75	7	0			
By Sale of Clinkers, etc., 1,137 loads at 6d. per load	28	8	6			
				103	15	6
Carting away old tins, 67 loads at 2/6				483	17	8
Breeze for Cremator, 294 cubic yards at 2/6				8	7	6
Gas				36	15	0
Water				31	6	8
Repairs to Barrows, etc.				5	0	0
Two New Navy Barrows				8	5	2
Repairs to Cells, etc., and to Destructor generally				3	8	0
Clogs for Stokers				48	14	9
				1	19	0
				£1113	19	7
				£	s.	d.
The removal by Barges would have cost				1585	19	0
The disposal of the same quantity by Destructor cost ...				1113	19	7
Shewing a saving of				£471	19	5

The saving would have been greater during this period but for the increase of the wages of the stokers. However, it is satisfactory to me to be able to shew a saving for the year greater than that for the first year.

Yours obediently,

H. O. THOMAS, A.M.I.C.E.,

Surveyor.

NOTE.—The Destructor was erected on land belonging to the Board, and the value of such land is not included in the above statement.

TABLE XXVII.

Number of Inhabited Houses, also number Built and number Demolished during the Years 1890, 1891, 1892, 1893, 1894 and 1895.

	Year.	Number of New Houses.	Number of Houses Demolished.	Number of Inhabited Houses.	Remarks.
South Woolwich	1890	5136	These figures do not include the houses that have been demolished and rebuilt.
	1891	27	4	5159	
	1892	26	26	5159	
	1893	35	25	5169	
	1894	4	14	5159	
	1895	3	6	5156	
North Woolwich	1890	258	
	1891	79	...	337	
	1892	337	
	1893	26	14	349	
	1894	13	...	362	
	1895	2	...	364	
Total for South & North Woolwich	1890	5394	
	1891	106	4	5496	
	1892	26	26	5496	
	1893	61	39	5518	
	1894	17	14	5521	
	1895	5	6	5520	
Total		215	89	5520	

TABLE XXVIII.

*Return of the Number of Passengers and Vehicles that have passed over
the Free Ferry during the past five years.*

Year.	Number of Passengers.	Number of Vehicles.	Remarks.
1891	3,981,976	230,362	
1892	3,753,144	254,960	
1893	3,495,362	261,462	
1894	4,385,799	317,084	
1895	4,280,969	337,420	
Total...	19,897,250	1,401,288	

TABLE XXIX.—FOOD AND DRUGS ACT, 1875.

Summary of articles purchased and submitted for analysis, with results of same, for the year ended 31st December, 1895.

No. of Sample.	Article submitted for Analysis.	State whether the sample was submitted to the Analyst by an officer acting under direction of a Local Authority under Sec. 13 of Act.	RESULT OF ANALYSIS. Shewing whether the sample was genuine or adulterated, and what were the nature and extent of the adulteration.	Observations.
102	Chicory	Inspctr.	Genuine	
103	Cheese	"	Ditto	
104	Cheese	"	Ditto	
105	Chicory	"	Ditto	
106	Milk	"	Ditto	
107	Milk	"	Ditto	
108	Milk	"	Ditto	
109	Milk	"	Ditto	
110	Tincture of Opium	"	Ditto	
111	Milk	"	10 per cent. added water	Fined 30/- and 2/- costs.
112	Tincture of Opium	"	Genuine	
113	Flour	"	Ditto	{Magistrate dismissed case, Warranty produced.
114	Milk	"	10 per cent. fat extracted	
115	Milk	"	Genuine	
116	Butter	"	Ditto	
117	Butter	"	Ditto	Excellent Quality.
118	Milk	"	Ditto	Ditto.
119	Milk	"	Ditto	Ditto.
120	Milk	"	Ditto	Ditto.
121	Milk	"	Ditto	Ditto.
122	Milk	"	Ditto	Very poor.
123	Milk	"	Ditto	{Magistrate dismissed case through frozen state of milk.
124	Milk	"	20 per cent. fat abstractd.	
125	Ice Cream	"	Genuine	
126	Ice Lemon	"	Ditto	
127	Milk	"	Ditto	
128	Milk	"	Ditto	
129	Milk	"	Ditto	
130	Milk	"	Ditto	
131	Milk	"	Ditto	
132	Milk	"	Ditto	
133	Milk	"	Ditto	Good Quality.
134	Milk	"	Ditto	
135	Bread	"	Ditto	Good Quality.
136	Milk	"	Ditto	
137	Bread	"	Ditto	
138	Bread	"	Ditto	

TABLE XXIX.—(Continued).

No. of Sample.	Article submitted for Analysis.	State whether the sample was submitted to the Analyst by an officer acting under direction of a Local Authority under Sec. 13 of Act.	RESULT OF ANALYSIS. Shewing whether the sample was genuine or adulterated, and what were the nature and extent of the adulteration.	Observations.
139	Milk	Inspetr.	Genuine	Good Quality.
140	Milk	"	Ditto	Fair Quality.
141	Milk	"	Ditto	Ditto.
142	Milk	"	Ditto	Ditto.
143	Milk	"	Ditto	Ditto.
144	Sandal Oil Capsules	"	Ditto	
145	Sandal Oil Capsules	"	Ditto	Suspicious.
146	Cheese	"	Ditto	Good Quality.
147	Butter	"	Ditto	
148	Cheese	"	Ditto	Good Quality.
149	Butter	"	Ditto	
150	Brandy	"	Ditto	
151	Rum	"	Ditto	
152	Milk	"	Ditto	
153	Milk	"	Ditto	
154	Tea	"	Ditto	
155	Coffee	"	Ditto	
156	Tea	"	Ditto	
157	Coffee	"	Ditto	
158	Milk	"	Ditto	
159	Milk	"	Ditto	
160	Butter	"	Ditto	
161	Cheese	"	Ditto	
162	Butter	"	Ditto	
163	Cheese	"	Ditto	
164	Butter	"	Ditto	
165	Cheese	"	Ditto	
166	Butter	"	Ditto	
167	Cheese	"	Ditto	
168	Milk	"	Ditto	
169	Milk	"	Ditto	Poor Quality.
170	Skimmed Milk.....	"	Ditto	Deprived of almost all its fat
171	Milk	"	Ditto	
172	Butter	"	Ditto	
173	Cheese	"	Ditto	
174	Butter	"	Ditto	
175	Cheese	"	Ditto	

TABLE XXIX.—(Continued).

No. of Sample.	Article submitted for Analysis.	State whether the sample was submitted to the Analyst by an officer acting under direction of a Local Authority under Sec. 13 of Act.	RESULT OF ANALYSIS. Shewing whether the sample was genuine or adulterated, and what were the nature and extent of the adulteration.	Observations.
176	Butter	Inspctr.	Genuine	
177	Cheese	"	Ditto	
178	Butter	"	Ditto	
179	Cheese	"	Ditto	
180	Milk	"	Ditto	
181	Milk	"	Ditto	
182	Milk	"	Ditto	
183	Milk	"	Ditto	
184	Milk	"	Ditto	
185	Milk	"	Ditto	
186	Tincture of Opium	"	Ditto	
187	Tincture of Rhubarb	"	Ditto	
188	Milk	"	Ditto	
189	Tincture of Rhubarb	"	Ditto	Rather deficient in alcohol.
190	Milk	"	Ditto	
191	Milk	"	Ditto	
192	Milk	"	Ditto	
193	Tincture of Opium	"	Ditto	
194	Milk	"	Ditto	
195	Milk	"	Ditto	Very low in fat. Good Quality.
196	Butter	"	Ditto	
197	Cheese	"	Ditto	Ditto.
198	Milk	"	Ditto	Ditto.
199	Milk	"	Ditto	Ditto.
200	Cheese	"	Ditto	Ditto.
201	Butter	"	Ditto	Ditto.
202	Tea	"	Ditto	Ditto.
203	Coffee	"	Ditto	Ditto.
204	Tea	"	Ditto	Ditto.
205	Tea	"	Ditto	Ditto.
206	Coffee	"	Ditto	Ditto.
207	Coffee	"	Ditto	Ditto.
208	Rum	"	Ditto	
209	Brandy	"	Ditto	
210	Rum	"	Ditto	
211	Brandy	"	Ditto	Slightly deficient in Alcohol

TABLE XXX.

Meteorological Summary taken from Observations made at 113, Powis Street, Woolwich, for the Year 1895.

Height above sea level, 39 feet. Latitude, $51^{\circ} 30' N.$; Longitude $0^{\circ} 5' E.$

MONTHS.	Barometer.			Temperature (Fahrenheit).			Rainfall.			Wind.	Number of Frosty Nights.	
	Highest.	Lowest.	Mean.	Highest.	Lowest.	Mean.	Total in Inches.	Difference from average.	Greatest fall in 24 hours.	Resultant.		
Jan. ...	30.467	28.910	29.688	53.0	18.7	35.8	1.43	- 0.71	0.49	N. b E.	25	Total 68 days of frost.
Feb. ...	30.512	29.570	30.041	44.6	9.6	27.1	0.20	- 1.41	0.07	E. b N.	28	
March	30.430	28.880	29.655	62.0	24.3	43.1	1.28	+ 0.04	0.29	W. b S.	15	
April	30.380	29.328	29.534	65.5	30.4	47.9	1.02	- 1.11	0.35	W. S. W.	10	
May ...	30.620	29.548	30.084	78.4	37.6	58.0	0.32	- 1.46	0.12	W.	3	
June ...	30.422	29.516	29.969	84.3	42.2	63.2	0.22	+ 2.26	0.03	N. W. b W.	..	
July ...	30.295	29.428	29.861	83.0	48.7	65.8	4.15	+ 1.52	1.32	W.	...	
August	30.305	29.325	29.815	82.5	45.6	64.0	2.40	- 0.29	0.47	S. W. b W.	...	
Sept.	30.397	29.778	30.087	85.0	41.1	63.0	1.10	- 1.33	0.96	S. W.	...	
Oct. ...	30.542	29.102	29.822	74.3	26.4	50.3	3.10	- 0.16	1.38	N. W. b W.	12	
Nov.	30.489	29.237	29.626	60.9	30.1	45.5	2.97	+ 0.59	0.46	S. W. b W.	9	
Dec.	30.391	29.210	29.800	57.0	23.9	40.4	2.25	+ 0.18	0.37	S. W.	18	

+ Shows that the fall was above the average of ten years, 1871-80

- Shows that it was below it.

Lowest temperature on the grass - 1.2° below zero on the 8th February.

Highest temperature in the sun's rays for the year was 132.9° .

The thermometers used are all Kew verified, and are placed in a Stevenson's screen and are fully exposed to the sun's rays.

The Barometer is a Fortin Standard Barometer with perfect Kew verification.

JOHN GEORGE WALLER, F. R. MET. SOC.



CHART 1

NUMBER OF DEATHS FROM ALL CAUSES IN THE DOCKYARD AND ARSENAL DISTRICTS REGISTERED WEEKLY DURING THE YEAR 1895, THOSE OCCURRING IN OUTLYING INSTITUTIONS INCLUDED.

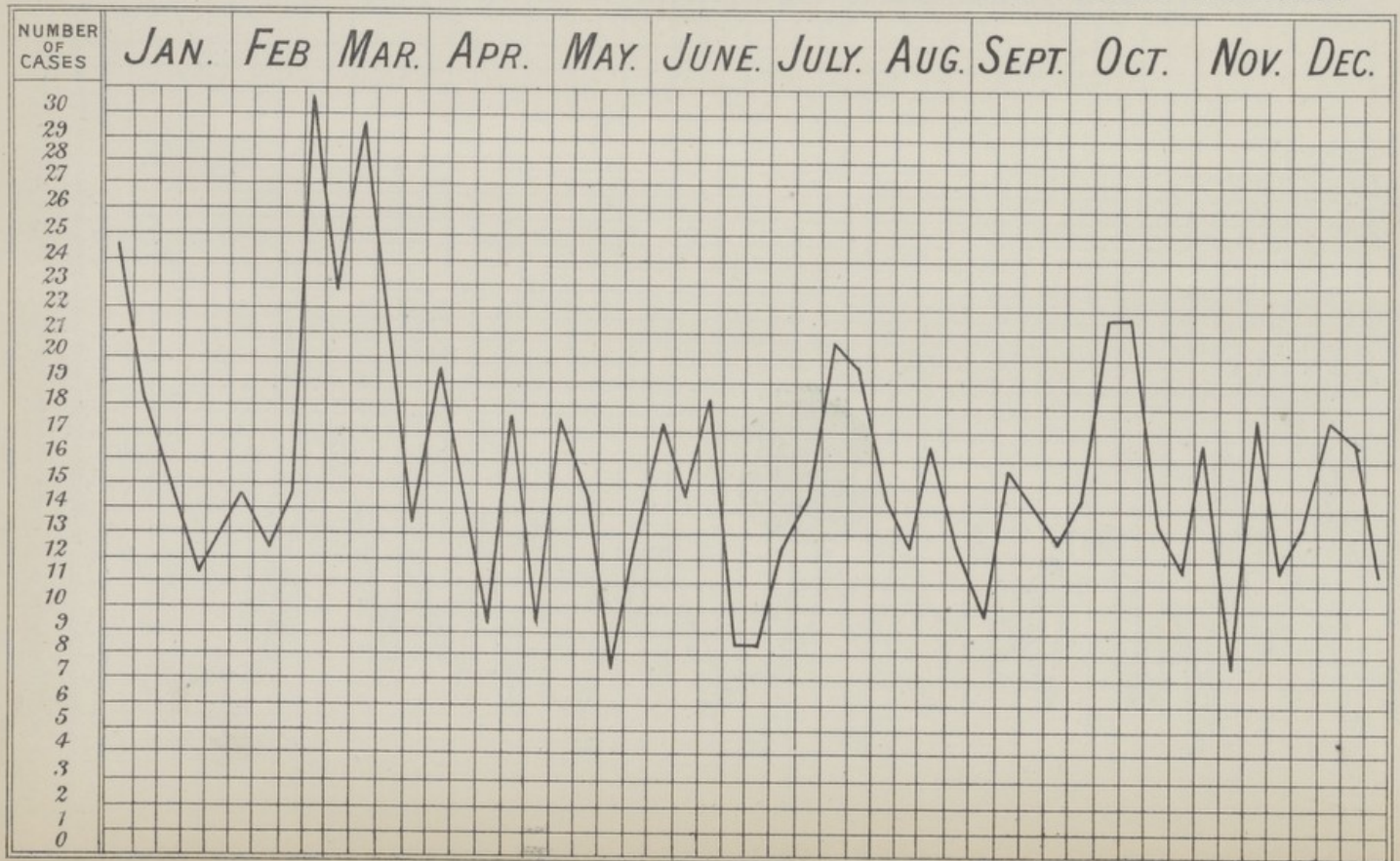
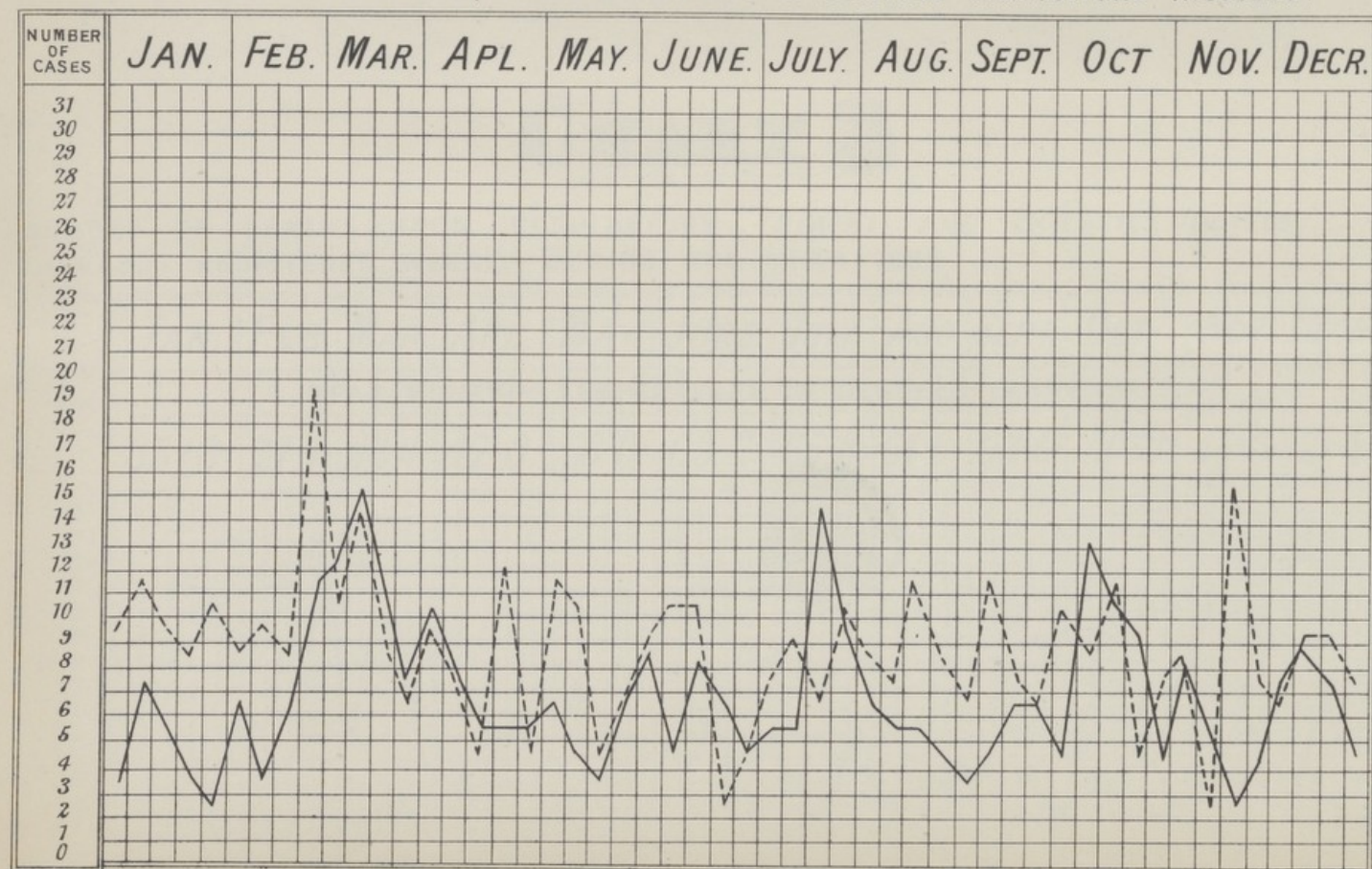




CHART 2

NUMBER OF DEATHS IN THE DOCKYARD (*BLACK*) AND ARSENAL (*DOTTED*) DISTRICTS REGISTERED WEEKLY DURING THE YEAR 1895, THOSE OCCURRING IN OUTLYING INSTITUTIONS INCLUDED.





OF DEATHS
S REGIST
JAN 15

CHART 3

NUMBER OF DEATHS FROM RESPIRATORY (BLACK) AND ZYMOTIC (DOTTED).
DISEASES REGISTERED WEEKLY DURING THE YEAR 1895.

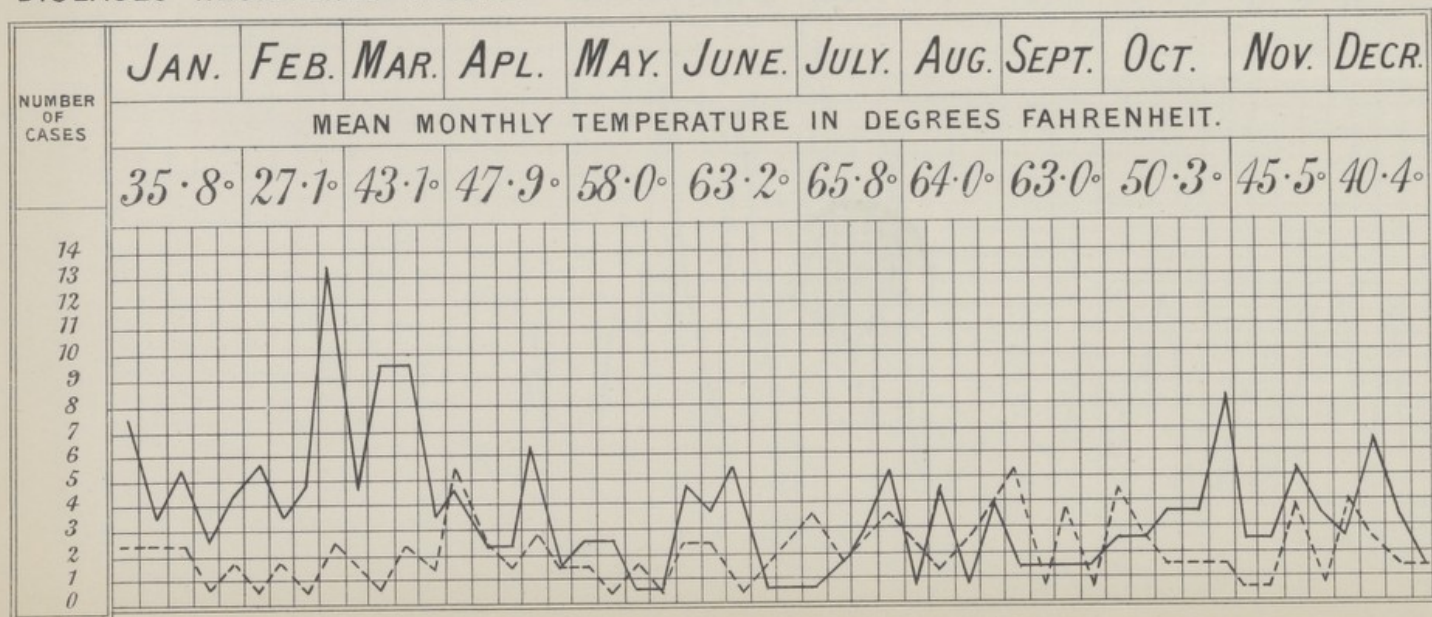




CHART 4

NUMBER OF CASES OF INFECTIOUS DISEASE NOTIFIED DURING THE YEAR 1895. (BLACK)
AND ALSO THE DEATHS ZYMOTIC FROM SUCH DISEASES AS ARE NOTIFIED. (DOTTED)

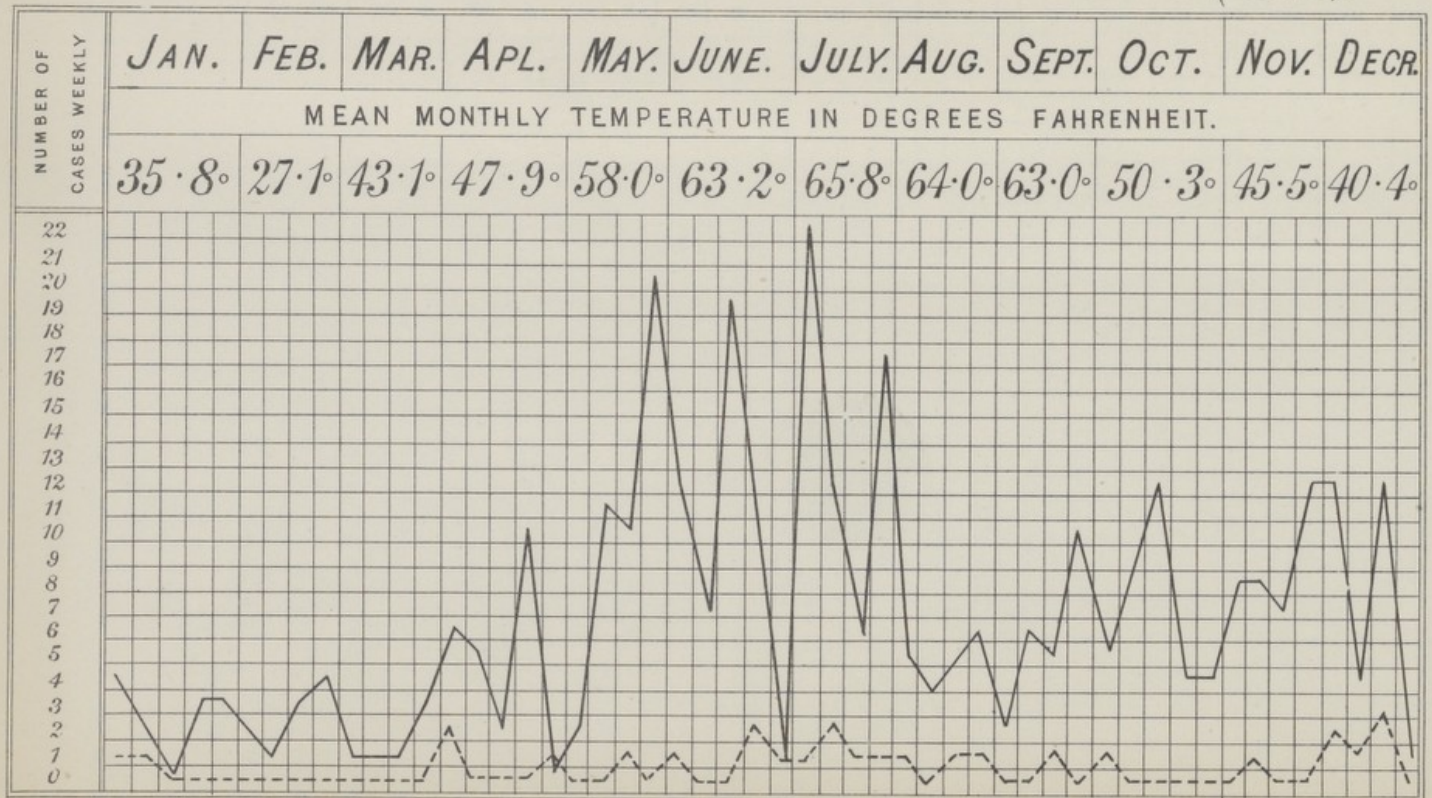




CHART 5

NUMBER OF BIRTHS IN THE DOCKYARD (BLACK) AND ARSENAL (DOTTED) DISTRICTS REGISTERED WEEKLY DURING THE YEAR 1895.

