

## **[Report of the Medical Officer of Health for Penge].**

### **Contributors**

Penge (Kent, England). Urban District Council.

### **Publication/Creation**

[1946]

### **Persistent URL**

<https://wellcomecollection.org/works/p9u796kd>

### **License and attribution**


You have permission to make copies of this work under a Creative Commons, Attribution, Non-commercial license.


Non-commercial use includes private study, academic research, teaching, and other activities that are not primarily intended for, or directed towards, commercial advantage or private monetary compensation. See the Legal Code for further information.


Image source should be attributed as specified in the full catalogue record. If no source is given the image should be attributed to Wellcome Collection.



Wellcome Collection  
183 Euston Road  
London NW1 2BE UK  
T +44 (0)20 7611 8722  
E [library@wellcomecollection.org](mailto:library@wellcomecollection.org)  
<https://wellcomecollection.org>








67254


TH  
1946  
17

4412 (3) PENGE

LIBRARY  
PEN 23



PENGE URBAN DISTRICT.



# Annual Report

OF THE


## Medical Officer of Health

TOGETHER WITH


## THE ANNUAL REPORT

OF THE

## Chief Sanitary Inspector



1945



# Penge Urban District Council.

*Chairman* : Councillor A. EMERY, J.P.

*Vice-Chairman* : Councillor G. J. GULLY, J.P.

## PUBLIC HEALTH AND MATERNITY AND CHILD WELFARE COMMITTEE.

*Chairman* : Councillor H. ALLDER, J.P.

Councillor R. C. S. BARNETT, J.P.

Councillor G. R. DEAL.

Councillor J. F. D. DIXON.

Councillor A. EMERY, J.P.

Councillor J. B. GEALE, J.P.

Councillor R. H. JARVIS.

Councillor W. J. KEES.

Councillor O. E. PRINCE.

Councillor F. THEOBALD.

*Co-opted Members* :

Mrs. M. BARSON, Mrs. E. JARVIS, Miss FANNIE MOORE and Mrs. A. THEOBALD.

## REPRESENTATIVES ON THE JOINT MATERNITY HOSPITAL COMMITTEE

Councillors H. ALLDER, J.P., R. C. S. BARNETT, J.P., J. B. GEALE, J.P., and O. E. PRINCE ; and Dr. W. M. PENNY and Mrs. E. JARVIS (Co-opted Members).

## WAR-TIME NURSERY COMMITTEE.

Councillor A. EMERY, J.P., (Chairman), Councillors R. C. S. BARNETT, J.P., J. B. GEALE, J.P. and G. J. GULLY, J.P. ; and Mrs. E. JARVIS, (Co-opted Member).

## PUBLIC HEALTH DEPARTMENT.

### STAFF.

†*Temporary Medical Officer of Health* :

B. E. HAWKINS, M.R.C.S. (Eng.), L.R.C.P. (Lond.).

*Chief Sanitary Inspector* :

R. T. PEARCE, Cert. S.I.E.B. (Lond.).

*Cert. Insp. of Food, S.I.E.B. (Lond.).*

*Sanitary Inspector and Shops Act Inspector* :

E. G. THOMAS, Cert. R.S.I.

*Cert. Insp. of Food, R.S.I.*

*Health Visitors and School Nurses* :

Miss D. NICHOLSON, S.R.N., S.C.M., H.V'S Cert., T.A. Cert. (Senior).

Miss E. P. ELDRIDGE, S.R.N., S.C.M., H.V's Cert.

Mrs. A. M. CLARKE, S.R.N., H.V's Cert.

Miss E. M. MARTIN, S.R.N., S.C.M., H.V's Cert. (From 1.7.45).

*Clerks* :

†Miss A. G. MITCHELL.

Mrs. J. M. MAUNDRELL (Temporary).

†*Part-time Officer.*



**BIRTHS.**

The live births registered during the year numbered 421. This gives a live birth rate of 22.48 per 1,000 civilian population, compared with 19.3 for 1944.

**STILL-BIRTHS.**

The number of still-births registered was 18, equal to a rate of 41.00 per 1,000 total births, compared with 33.6 for 1944.

**DEATHS.**

The deaths registered during the year totalled 233, equal to a crude death rate for the year of 12.44 per 1,000 civilian population, compared with 20.3 for 1944, when 26.9% of the deaths were due to war operations.

Of the total deaths, 140 or 60.1% were of persons 65 years of age and over, compared with 56.6% the previous year.

**CANCER.**

The Cancer death rate per 1,000 civilian population was 1.65, compared with 1.90 in 1944.

**MATERNAL MORTALITY.**

There were no maternal deaths during the year, compared with one death during 1944.

**INFANTILE MORTALITY.**

The number of deaths under one year of age was 17, corresponding to a rate of 40.38 per 1,000 births, compared with a rate of 107.2 for 1944. Of the 17 deaths, 12 died before reaching the age of 1 week from unavoidable causes, 5 of whom lived for only a few hours.

Three deaths occurred amongst infants who had attended the Child Welfare Centre.

**COMPARATIVE VITAL STATISTICS.**

The following table shows the comparative figures for 1945.

	Rate per 1,000 Civilian Population		Death Rate per 1,000 Civilian Population	Deaths under 1 year per 1,000 live Births
	Live Births	Still Births		
Penge Urban District ...	22.4	0.96	12.4	40
England and Wales... ..	*16.1	*0.46	*11.4	46
126 County Boroughs and Great Towns including London ... ..	19.1	0.58	13.5	54
148 Smaller Towns (resident populations, 25,000 to 50,000 at Census, 1931) ...	19.2	0.53	12.3	43
London Administrative County	15.7	0.40	13.8	53

\*Rates per 1,000 total population,

## GENERAL PROVISION OF HEALTH SERVICES FOR THE AREA.

### AMBULANCE FACILITIES.

Up to the 30th June, the Council's motor ambulance responded to 411 calls, 228 for private removals and 183 for accidents and sudden illness. On the 1st July, the Council's ambulance service was amalgamated with that of the Beckenham Borough Council and is working satisfactorily. Co-operation with neighbouring authorities is maintained.

### MATERNITY AND CHILD WELFARE CENTRE.

The Maternity and Child Welfare Centre was held as before, at the School Clinic, 17, Oakfield Road, on Tuesday, Wednesday and Friday afternoons, and the Ante-Natal and Post-Natal Clinic on Wednesday mornings and one Monday afternoon in every four weeks.

There was a marked increase in the attendances at the Centre during the year, due to the return to the district of mothers and children who had been evacuated during the War.

### CLINIC ACCOMMODATION.

The restricted accommodation at the Maternity and Child Welfare Centre has caused a certain amount of congestion and there is no doubt that extra accommodation is needed to ensure greater comfort to the Mothers and children attending the Centre.

### MEDICAL OFFICER'S CONSULTATIONS.

	1944	1945
Infants ... ..	1,068	1,553
Nursing Mothers ... ..	284	386
Ante-Natal... ..	880	931
Post-Natal ... ..	67	119
	— 2,299	— 2,989

### HEALTH VISITORS' CONSULTATIONS.

Children ... ..	4,901	6,759
Weighing of Children ... ..	4,607	6,432
Nursing Mothers ... ..	1,536	2,186
Expectant Mothers ... ..	479	634
Test Feeds... ..	150	177
Scabies ... ..	163	118
Miscellaneous ... ..	160	121
Total attendance of Children at the Centre ... ..	4,901	6,759
Individual children who attended ... ..	760	915
Average weekly attendance of children ... ..	96.7	135.1
Total attendance of Nursing Mothers... ..	1,536	2,186
Individual Nursing Mothers who attended ... ..	238	236
Average weekly attendance of Nursing Mothers ... ..	30.3	43.7
Total attendance of Expectant Mothers ... ..	880	931
Individual Expectant Mothers who attended ... ..	280	317
Average weekly attendance of Expectant Mothers ... ..	17.6	19.7

Total attendance of Post Natal Mothers	...	...	67	...	119
Individual Post-Natal Mothers who attended	...	...	56	...	99
Average weekly attendance of Post-Natal Mothers	...	...	1.3	...	2.5

Dried Milk and other foods for mothers and children are sold at cost price and during 1945 the receipts totalled £862.

#### WAR-TIME NURSERY.

Accommodation at Nos. 214 and 218, Anerley Road, allowed for the reception during the day of 40 children 0-2 years and 60 children between the ages of 2-5 years. The Night Nursery at No. 218, Anerley Road was closed on the 31st December, 1944, in consequence of the lack of children requiring admission.

The attendances during the year were as follows:—

	0—2 years	2—5 years	Total attendances	Average daily attendance	Average daily attendance (excl. Sats.)
Opened 298 days	5,246	9,857	15,103	50.68	56.21

The highest daily attendance was 81 and the lowest 8. The Saturday attendances were well below the average for the other days of the week.

The highest average monthly attendance was 67.42 in November and the lowest 32.85 in January.

Sessions for the routine medical inspection of the children were held fortnightly.

#### MATERNITY HOSPITAL.

During the year, 142 Penge cases were admitted to the Penge and Beckenham Joint Maternity Hospital, Stone Park Avenue, Beckenham.

The following table gives the number of mothers admitted annually for the last five years:—

Year	Total Cases admitted	Penge Cases	Beckenham Cases	Other Cases
1941	310	79	228	3
1942	570	119	447	4
1943	571	118	453	—
1944	373	84	277	12
1945	561	142	419	—

The average period spent in the Hospital during the year by each patient was 14 days.

Maternity cases sent to the County Hospital, Farnborough, Kent, totalled 46 and 3 patients were evacuated under the London County Council's scheme for Expectant Mothers.

## HEALTH VISITING.

Three Health Visitors and School Nurses were employed (four after the 1st July, 1945) and the following shows the number of visits paid, in connection with maternity and child welfare and tuberculosis.

First visits to infants under one year ... ..	402
Subsequent visits to infants under one year ... ..	2,099
Children between the ages of 1 and 5 years ... ..	2,880
Expectant Mothers ... ..	684
Post-Natal Mothers ... ..	256
Tuberculosis cases ... ..	275
Foster children ... ..	36
Diphtheria Immunisation ... ..	554
Scabies ... ..	127
Measles ... ..	25
Whooping Cough ... ..	24
Home Helps ... ..	131
Still-births ... ..	14
Miscellaneous visits ... ..	246
	7,753
	7,753

## CHILD LIFE PROTECTION.

Number of foster parents on the Register :

(a) at the beginning of the year ... ..	4
(b) at the end of the year ... ..	4

Number of foster children on the Register :

(a) at the beginning of the year ... ..	4
(b) at the end of the year... ..	4
(c) who died during the year ... ..	—

No legal proceedings were taken.

## DENTAL TREATMENT.

Where necessary, expectant and nursing mothers and children are referred to the Dental Surgeon for treatment and during the year this was done in 84 cases.

## CARE OF ILLEGITIMATE CHILDREN.

The Council is co-operating in the arrangements adopted by the Kent County Council for the care of unmarried mothers and their children.

## CARE OF PREMATURE INFANTS.

Steps have been taken to implement the suggestions contained in Circular 20/44 of the Ministry of Health. Arrangements have been made for Penge babies born outside the Joint Maternity Hospital to be admitted thereto when requiring institutional care.

## HOME HELPS.

Part-time Home Helps are employed in connection with maternity cases and during the year their services were provided in 14 cases.

## HOUSING.

There were no houses or flats erected or converted during the year.

1. *Inspection of dwellinghouses during the year :—*

(1) (a)	Total number of dwellinghouses inspected for housing defects (under Public Health or Housing Acts) ... ..	663
(b)	Number of inspections made for the purposes ... ..	720
(2) (a)	Number of dwellinghouses (included in subhead (1) above) which were inspected and recorded under the Housing Consolidated Regulations, 1925 and 1932 ... ..	—
(3)	Number of dwellinghouses found to be in a state so dangerous or injurious to health as to be unfit for human habitation ... ..	—
(4)	Number of dwellinghouses (exclusive of those referred to under the preceding sub-head) found not to be in all respects reasonably fit for human habitation ... ..	623

2. *Remedy of Defects without service of formal notices :—*

Number of defective dwellinghouses rendered fit in consequence of informal action by the Local Authority or their officers ... ..	605
---	-----

3. *Action under Statutory Powers :—*

(a)	Proceedings under Section 9 of Housing Act, 1936.	Nil
(b)	Proceedings under Public Health Acts	
(1)	Number of dwellinghouses in respect of which notices were served requiring defects to be remedied. ... ..	18
(2)	Number of dwellinghouses in which defects were remedied after service of formal notices :—	
(a)	by Owners ... ..	8
(b)	by Local Authority in default of Owners ... ..	10

4. *Housing Act, 1936—Overcrowding :—*

Number of cases of overcrowding relieved during the year ... ..	2
---	---

*Overcrowding* :—The absence of the building of houses and flats during the war years, the destruction of and major damage to houses by enemy action and the natural increase in families, has accentuated the amount of overcrowding in the district.

## WATER SUPPLY.

All the houses in the district are provided with a constant service of water by the Metropolitan Water Board, the water being examined bacteriologically daily by the Board. In addition, the County Pathologist reports that the samples of water submitted to him quarterly were good, *Bacillus coli* being absent in 100 c.c.'s. The majority of the premises are directly connected to the rising main. Seven Storage cisterns were cleansed and covered.

## PREVALENCE OF, AND CONTROL OVER, INFECTIOUS AND OTHER DISEASES.

### DIPHTHERIA.

Twenty-four cases were notified (compared with three in 1944) and all received hospital treatment. Seven of the cases had been immunised. There were no "return" cases. Two deaths occurred of non-immunised children.

### DIPHTHERIA IMMUNISATION.

The following table gives the attendances, etc. during the year 1945.

	Under 5 years	Over 5 years	Totals.
First inoculations ...	349	51	400
Second inoculations ...	294	38	332
Schick Tests ...	138	47	185
Children who received complete course of Immunisation ...	294	38	332
Re-inoculations at 5 years of age ...	—	123	123

### DIPHTHERIA IMMUNISATION IN RELATION TO CHILD POPULATION.

Number of Children who had completed a full course of Immunisation at any time up to 31st December, 1945.

Age at 31/12/45 i.e. Born in year	Under 1 1945	1 1944	2 1943	3 1942	4 1941	5 to 9 1936— 1940	10 to 14 1931— 1945	Total under 15
Number Immunised...	2	168	136	195	187	698	567	1956
Estimated mid-year population, 1945	1,770					2,490		4260

### SCARLET FEVER.

There were 14 cases of Scarlet Fever notified (as against 24 in 1944) and all were removed to Hospital.

The disease generally was of a mild type. There were no deaths and no "return" cases.

### SCABIES AND VERMINOUS HEADS.

The directions contained in the Ministry of Health Circular 2831 were carried out.

Patients and contacts (other than school children) who attended at the Maternity and Child Welfare Centre for treatment for Scabies numbered 238 and received 555 treatments; and 219 school children received 567 treatments.

Persons affected with head lice totalled 118 (of whom 80 were school children) and they received 161 treatments.

## DISINFECTION.

Rooms fumigated	...	...	...	131
Mattresses disinfected	...	...	...	266
Blankets disinfected	...	...	...	442
Pillows disinfected	...	...	...	272
Miscellaneous articles disinfected	...	...	...	280

## BACTERIOLOGICAL WORK.

			Bacillus found	Bacillus not found
Diphtheria	County Laboratory	...	5	91
Diphtheria	Clinical Research Association		11	10
Cerebro-spinal Fever	Clinical Research Association		—	1
Tuberculosis	County Laboratory	...	8	?

On the grounds of economy, copies of the reports on specimens sent to the County Laboratory by private medical practitioners which prove to be negative, are not forwarded to local Medical Officers of Health.

**NOTIFIABLE DISEASES (other than Tuberculosis)  
during the year 1945.**

Disease				Total Cases notified	Cases admitted to Hospitals	Total Deaths
Scarlet Fever	...	...	...	14	14	—
Diphtheria	...	...	...	24	24	2
Pneumonia	...	...	...	15	3	14
						(all forms)
Erysipelas	...	...	...	3	1	—
Measles	...	...	...	62	1	—
Whooping Cough	...	...	...	40	—	—
Ophthalmia Neonatorum	...	...	...	1	—	—

## PREVENTION OF BLINDNESS.

No action was taken under Section 176, Public Health Act, 1936.

## TUBERCULOSIS.

No action was necessary under the Public Health (Prevention of Tuberculosis) Regulations, 1925 or Section 172, Public Health Act, 1936.

				Total Primary cases notified	Total Cases admitted to Sanatoria and Hospitals	Total Deaths
Pulmonary (Males)	...	...	...	10	11	7
„ (Females)	...	...	...	9	11	4
Totals	...	...	...	19	22	11
Non-Pulmonary (Males)	...	...	...	—	—	—
„ (Females)	...	...	...	1	1	2
Totals	...	...	...	1	1	3

Five of the 14 deaths from Tuberculosis were of cases not notified, four of whom died in Hospitals outside the district.

**BIRTH-RATES, DEATH-RATES, AND ANALYSIS OF MORTALITY  
IN THE YEAR, 1945.**

	Rate per 1,000 Civilian Population		ANNUAL DEATH RATE PER 1,000 Civilian Population								Rate per 1,000 Live Births	
	Live Births	Still Births	All Causes	Typhoid Fevers	Small-pox	Measles	Scarlet Fever	Whooping Cough	Diphtheria	Influenza	Diarrhoea and Enteritis (under two years)	Total Deaths under one year
Penge U.D....	22.4	0.96	12.4	—	—	—	—	—	0.10	0.05	2.3	40
England and Wales	16.1*	0.46*	11.4*	0.00	—	0.02	0.00	0.02	0.02	0.08	5.6	46
126 County Boroughs and Great Towns including London	19.1	0.58	13.5	0.00	—	0.02	0.00	0.02	0.02	0.07	7.8	54
148 Smaller Towns (Resident Populations, 25,000 to 50,000 at Census, 1931)	19.2	0.53	12.3	0.00	—	0.02	0.00	0.01	0.02	0.07	4.5	43
London	15.7	0.40	13.8	0.00	—	0.01	0.00	0.02	0.01	0.07	7.6	53

\*Rate per 1,000 total population.

**Notifiable Diseases (other than Tuberculosis) during the year 1945.**

	CASES NOTIFIED AT AGES—YEARS													Cases admitted to Isolation Hospitals
	At all ages	Under 1	1 to 2	2 to 3	3 to 4	4 to 5	5 to 10	10 to 15	15 to 20	20 to 35	35 to 45	45 to 65	65 and upwards	
Diphtheria ...	24	—	1	3	—	—	8	8	—	2	—	2	—	24
Scarlet Fever	14	—	—	1	1	2	5	1	—	3	1	—	—	14
Pneumonia ...	15	—	—	—	—	—	—	1	1	6	1	3	3	—
Erysipelas ...	3	—	—	—	—	—	1	—	—	1	—	—	1	—
Measles ...	62	6	8	9	7	3	25	3	—	1	—	—	—	1
Whooping Cough ...	40	3	10	3	3	8	13	—	—	—	—	—	—	—
Ophthalmia Neonatorum	1	1	—	—	—	—	—	—	—	—	—	—	—	—
TOTALS ...	159	10	19	16	11	13	52	13	1	13	2	5	4	39

Deaths of notified cases : Diphtheria—Two aged 5 years, 2 years.

Pneumonia : Two aged 51 years, 67 years.

*New Tuberculosis Cases and Mortality during 1945.*

Age Period	*New Cases				Deaths			
	Pulmonary		Non-Pulmonary		Pulmonary		Non-Pulmonary	
	M	F	M	F	M	F	M	F
0—1 ... ..	—	—	—	—	—	—	—	—
1—5 ... ..	—	—	—	—	—	—	—	—
5—15 ... ..	1	1	—	1	—	—	—	1
15—25 ... ..	3	7	—	1	—	1	—	—
25—35 ... ..	6	1	—	—	2	—	—	—
35—45 ... ..	2	—	—	—	1	2	1	—
45—55 ... ..	1	2	—	—	1	1	—	—
55—65 ... ..	—	—	—	—	1	—	—	—
65 and upwards ...	1	—	—	1	2	—	—	1
Totals ... ..	14	11	—	3	7	4	1	2

\*Cases previously notified in other districts and transferred to Penge and those restored to the Register are included in these figures.

There were 157 cases of tuberculosis on the Register at the end of the year, compared with 162 in 1944.

	MALE	FEMALE	TOTAL
Pulmonary ... ..	59	71	130
Non-pulmonary ... ..	13	14	27
	—	—	—
	72	85	157
	—	—	—

My thanks are due to the Chairman and Members of the Public Health and Maternity and Child Welfare Committee for their cordial support during the year and also to the Staff of the Public Health Department for their co-operation.

It gives me pleasure to register my cordial appreciation of the work of the lady voluntary helpers at the Maternity and Child Welfare Centre.

I am, Mr. Chairman and Gentlemen,

Your obedient Servant,

B. E. HAWKINS.

*Medical Officer of Health.*



ANNUAL REPORT OF THE CHIEF SANITARY INSPECTOR  
FOR THE YEAR 1945

TOWN HALL,

ANERLEY, S.E. 20.

July, 1946.

*To the Chairman and Members of the Urban District Council of Penge.*

MR. CHAIRMAN AND GENTLEMEN,

I have the honour to place before you the Annual Report of the work of the Sanitary Inspectors (excluding that in connection with Civil Defence) for the year ending the 31st December, 1945.

In addition to verbal intimation of defects found in premises, 584 written informal notices and 21 statutory notices were served under the Public Health Act, 1936.

Five hundred and sixty-three intimation notices and 9 statutory notices were complied with. The Council did the work required by 8 notices served under Section 24 of the Public Health Act, 1936, respecting defective public sewers at 17 premises.

The local authority also carried out, in default of the owners, the works required by 2 statutory notices served under Section 93, 6 under Section 39, 2 under Section 75 and 2 under Section 79 of the Public Health Act, 1936.

The drainage systems of 42 houses were partially relaid and 139 cleared of obstructions. In many instances the drains were found to be obstructed by sanitary towels.

The shortage of labour and materials again necessitated attention being given only to the more serious items of disrepair in houses, and in consequence a deterioration in the condition of property has taken place.

**Premises or Occupations which can be Controlled by Byelaws of Regulations**

	No. in district	No. of visits	Notices served	Notices complied with
Common Lodging Houses...	3	32	—	—
Houses Let-in-Lodgings ...	40	52	13	13
Dairies ...	4	28	1	1
Stables ...	19	41	—	—
Butchers' Shops ...	21	52	2	2

## SUMMARY OF INSPECTIONS AND VISITS.

The following summary shows the number of visits and inspections made :—

Inspections through complaints received ... ..	586
Infectious diseases ... ..	78
Transferable deaths ... ..	98
Overcrowding and measurement of rooms... ..	17
Houses let-in-lodgings and Common Lodging Houses ... ..	84
Bakehouses ... ..	33
Dairies and milkshops ... ..	28
Meat Shops ... ..	52
Fish frying shops ... ..	9
Other Food Shops, Stores and Stalls ... ..	426
Urinals ... ..	40
Stables and piggeries ... ..	41
Rats and Mice (Destruction) Act ... ..	722
Factories ... ..	90
Shops Acts ... ..	80
Schools ... ..	16
Inspections and re-inspections of work in hand ... ..	1,767
Miscellaneous visits ... ..	150
Drain tests ... ..	72
Civil Defence Services ... ..	205

## SUMMARY OF WORK EXECUTED DURING THE YEAR.

*Water Supply :—*

Water supply re-instated to houses ... ..	21
Water service pipes repaired ... ..	66
Cisterns cleansed, covered or covers repaired ... ..	7
Provided direct from rising main ... ..	3

*Water Closets :—*

New pans and traps fixed ... ..	54
Flushing apparatus renewed or repaired ... ..	42
Foul pans and traps cleansed ... ..	6
Connections of flushing pipes to pans made good ... ..	7
Seats and doors provided or repaired ... ..	8
Ventilation provided or improved... ..	1
Walls repaired ... ..	4
Flooring or paving repaired ... ..	4

*Drainage :—*

Drains tested with smoke, water or colour ... ..	72
Drains cleared ... ..	139
Houses with drains partially relaid ... ..	42
Inspection chambers constructed or improved ... ..	28
Soil and ventilation pipes fixed or repaired ... ..	19
Sinks, lavatory basins and baths provided ... ..	8

Waste pipes renewed or provided ... ..	14
Waste pipes repaired or trapped ... ..	29
Waste pipes cleared ... ..	17
Fresh-air-inlets provided or repaired ... ..	5

*Dampness* :—Houses with—

Walls re-pointed or rendered ... ..	7
Dampness in ground floor rooms remedied... ..	11
Roofs repaired ... ..	26
Gutters repaired or renewed... ..	20
Rainwater pipes repaired or renewed ... ..	27
Ventilation under floors provided or improved ... ..	5
Water service pipes repaired ... ..	66

*Cleanliness* :—

Dirty rooms, etc., cleansed ... ..	196
Verminous rooms fumigated ... ..	67

*Miscellaneous* :—

Houses with defective floors, joists, etc., repaired... ..	48
Houses with defective plaster repaired ... ..	32
Houses with new sash lines provided to windows ... ..	3
Houses with window frames, etc., repaired ... ..	5
Houses with yards or forecourts paved or repaired ... ..	4
Houses with scullery paving repaired ... ..	3
Houses with air bricks renewed ... ..	7
Houses with stairs repaired ... ..	8
Houses with fireplace jambs and mantels repaired ... ..	3
Kitchen stoves repaired or renewed ... ..	7
Scullery coppers repaired or renewed ... ..	1
Other stoves repaired or renewed ... ..	11
Doors repaired or renewed ... ..	4
Ventilation and lighting of rooms improved ... ..	6
Chimney stacks repaired ... ..	7
New dustbins provided ... ..	131
Premises with miscellaneous defects repaired, etc. ... ..	21
Overcrowding abated ... ..	2
Animals removed ... ..	3
Wasps nests destroyed ... ..	4
Accumulations removed ... ..	32

**INSPECTION AND SUPERVISION OF FOOD.**

Periodical visits were made to premises and stalls where foods are prepared, stored or exposed for sale, and with a few exceptions, these were found to be kept in a satisfactory condition. Defects found at 22 food premises were remedied.

The amount of food surrendered, and condemned as unfit for human food, after examination by your Inspectors, was 8 tons, 14 cwts, 3 qtrs. 7 lbs,

The items condemned were as follows :—

Bacon ... ..	16,038 lbs.	Mutton ... ..	20 lbs.
Biscuits ... ..	21 lbs.	Pickles ... ..	5 jars
Butter beans ... ..	182 lbs.	Pork ... ..	271 lbs.
Cake powder ... ..	6 pkts.	Pudding mixture ... ..	62 pkts.
Cheese... ..	18 lbs.	Rabbits... ..	769 lbs.
Christmas puddings ... ..	4 lbs.	Salad powder ... ..	21 pkts.
Cocoa ... ..	4 lbs.	Sauces ... ..	6 bots.
Coffee essence... ..	5 bots.	Soups and gravy ... ..	323 pkts.
Dessert mould ... ..	22 pkts.	Sponge mixture ... ..	112 pkts.
Dried fruit ... ..	233 lbs.	Sugar confectionery ... ..	11 lbs.
Eggs ... ..	156	Tinned fish ... ..	102 tins
Fish ... ..	703 lbs.	Tinned fruit ... ..	16 tins
Hams ... ..	668 lbs.	Tinned meat ... ..	57 tins
Jam ... ..	36 lbs.	Tinned meat and veg. ... ..	11 tins
Marmalade ... ..	19 lbs.	Tinned milk ... ..	120 tins
Meat extract ... ..	1,200 cubes	Tinned soup ... ..	5 tins
Meat and fish paste ... ..	5 jars	Tinned vegetables ... ..	44 tins
Mincemeat ... ..	1 lb.	Vinegar... ..	1 bot.

The following licences were issued under the Milk (Special Designations) Orders :—

*Dealers' Licences :—*

Tuberculin tested milk ... ..	1
Pasteurised milk ... ..	3

*Supplementary Licences :—*

Tuberculin tested milk ... ..	3
Pasteurised milk ... ..	6

ADULTERATION, ETC.

The Kent County Council's Inspector took 95 samples of various foods in this district during the year and all were found to be genuine.

FACTORIES ACT, 1937.

Visits paid to factories totalled 90 and in addition to verbal intimations regarding small defects, 6 written notices were served and complied with.

RATS AND MICE (DESTRUCTION) ACT, 1919, and INFESTATION ORDER S.R.O. 1943.

Complaints were received from various parts of the district and investigated. When considered necessary, the drains of premises were tested with smoke and any defects found made good. Your Inspectors paid 722 visits in connection with rodent infestation and no major infestations were found.

During June, pre-bait and poisoned bait were laid in 246 manholes and side entrances of the foul water sewers in the district. It is estimated that at least 2,250 rats were killed in consequence of this treatment of the sewers. The number of rats killed in other premises during the year is estimated to be at least 1,480.

I desire to express thanks to the Chairman and Members of the Public Health Committee for their ready consideration and support and to the Staff for their painstaking work.

I am, Mr. Chairman and Gentlemen,

Your obedient Servant,

R. T. PEARCE,  
Chief Sanitary Inspector.