

'Historical Medical Exhibition London', illustrated leaflet outlining scheme, and requesting loans and gifts of objects

Publication/Creation

c.1903

Persistent URL

<https://wellcomecollection.org/works/en42uqyn>

License and attribution

You have permission to make copies of this work under a Creative Commons, Attribution, Non-commercial license.

Non-commercial use includes private study, academic research, teaching, and other activities that are not primarily intended for, or directed towards, commercial advantage or private monetary compensation. See the Legal Code for further information.

Image source should be attributed as specified in the full catalogue record. If no source is given the image should be attributed to Wellcome Collection.



Wellcome Collection
183 Euston Road
London NW1 2BE UK
T +44 (0)20 7611 8722
E library@wellcomecollection.org
<https://wellcomecollection.org>

HISTORICAL MEDICAL EXHIBITION LONDON



From the "History of the Gods of Egypt," by E. A. Wallis Budge, M.A., Litt.D.

I-EM-HETEP

ALSO CALLED IMHOTEP, IMOUTHES, IMHOTPOU

I-EM-HETEP ("He who cometh in peace"), the earliest known Egyptian deity of medicine and healing, was the good physician of gods and men. There is little doubt that he was a real personage, renowned for his skill in healing, who lived in the reign of Tser of the II Dynasty, and was afterwards deified.

In the Wellcome Medical Diaries for 1902 and 1905, two early representations of I-Em-Hetep were reproduced. The above drawing of the deity is taken from an incised stone carving of a later period.



The affliction of Job

From a woodcut of the XVI century

W17/4MM/PB/12m/1

HISTORICAL EXHIBITION
OF RARE AND CURIOUS OBJECTS RELATING TO
MEDICINE, CHEMISTRY, PHARMACY . . .
AND THE ALLIED SCIENCES
TO BE HELD IN LONDON SHORTLY
ORGANISED BY, AND
UNDER THE DIRECTION OF, HENRY S. WELLCOME .

Dear Sir

With the object of stimulating the study of the great past, I am organising an Exhibition in connection with the history of medicine, chemistry, pharmacy and the allied sciences. It is my aim to bring together a collection of historical objects illustrating the development of the art and science of healing, etc., throughout the ages.

The Exhibition will be strictly professional and scientific in character, and will not be open to the general public.

For many years I have been engaged in researches respecting the early methods employed in the healing art, both among civilised and uncivilised peoples. It has been my object in particular to trace the origin of the use of remedial agents.

Why were certain substances used in the treatment of disease ?

Was their adoption the result of study and practical observation, or was it more usually the result of accident ?

Were the alleged virtues purely imaginary and due to some superstitious suggestion ?

A consideration of such questions is always of interest and sometimes adds to our knowledge.

There is a considerable amount of information scattered throughout the world in folk-lore, in early manuscripts, and in printed books, but the difficulties of tracing out and sifting the evidence are great. I anticipate that the Exhibition will reveal many facts, and will elucidate many obscure points in connection with the origins of various medicines, and in respect to the history of diseases. It should also bring to light many objects of historical interest hitherto known only to the possessors and their personal friends.

I shall greatly value any information sent me in regard to medical lore, early traditions or references to antient medical treatment in

manuscripts, printed works, etc. Even though the items be but small, they may form important connecting links in the chain of historical evidence. Interesting information concerning quaint customs practised in connection with the healing art, and items of curious medical lore, may often be gathered from peasants and others living in country districts. Medical missionaries, and others in contact with native races, can also obtain particulars of interest in this connection. Every little helps, and as I am desirous of making the Historical Medical Exhibition as complete as possible, I shall be grateful for any communications you may be able to make.

It is my desire ultimately to place before the profession, in a collected form, all the information obtained.

The success of the undertaking will largely depend upon the co-operation of those who, like myself, are interested in these subjects. This circular indicates the range of the proposed Exhibition. Should you possess any objects of historical medical interest, I trust I may count upon your kind assistance by lending them, so that the Exhibition may be thoroughly representative. I should also highly esteem your kindness if you would inform me of any similar objects in the possession of others.

I need hardly say that the greatest care will be taken of every object lent. All exhibits will be insured, also while in transit, if requested, and packing and carriage both ways will be paid. Unless a desire be expressed to the contrary, the name of each contributor will be mentioned in the catalogue, and placed with the exhibit.

Hints and suggestions in connection with the Exhibition will be much appreciated.

Owing to the magnitude of the work involved in arranging, classifying, and obtaining loans of interest from all quarters of the globe, I regret I am still unable to announce a definite date for the opening of the Exhibition. It is my desire to make it as complete and comprehensive as possible, and to do this a considerable period of time is necessary. Meanwhile, I should greatly appreciate any information which may be forwarded to me in regard to medical traditions, references and illustrations of antient medical or surgical treatment, and also the offer of any loans of suitable objects.

HENRY S. WELLCOME

SNOW HILL BUILDINGS
LONDON (ENG.)

CLASSIFICATION OF EXHIBITS



ÆSCULAPIUS
The Greek Deity of Medicine
From an early bas-relief

SECTION 1

Paintings, drawings, engravings, prints, photographs, silhouettes, models, sculptures and casts of medical interest :—

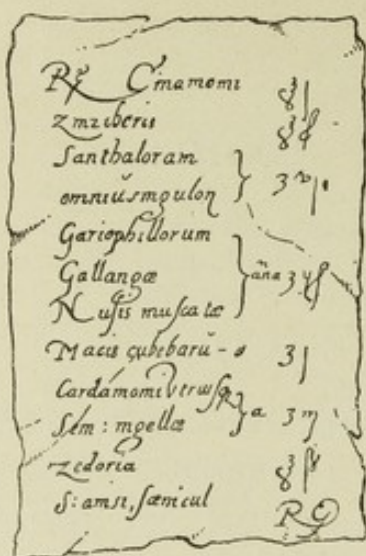
- (a) Portraits of distinguished physicians, surgeons, alchemists, chemists, apothecaries, pharmacists, nurses, etc.
- (b) Pictures of antient British and foreign, medical, chemical and pharmaceutical institutions
- (c) Representations of important and interesting events in the history of medicine, chemistry and pharmacy
- (d) Medals, medallions, and coins of medical interest

SECTION 2

Rare and curious manuscripts, incunabula, books, periodicals, pamphlets and book-plates, on, and connected with, medical, chemical, pharmaceutical and allied scientific subjects.



A manuscript on medicine of the
XIV century



A prescription of the XVII century

SECTION 3

Letters, prescriptions, autographs, records of experiments, antient diplomas, licences, instruments, apparatus, and other personal relics of medical, pharmaceutical and chemical interest

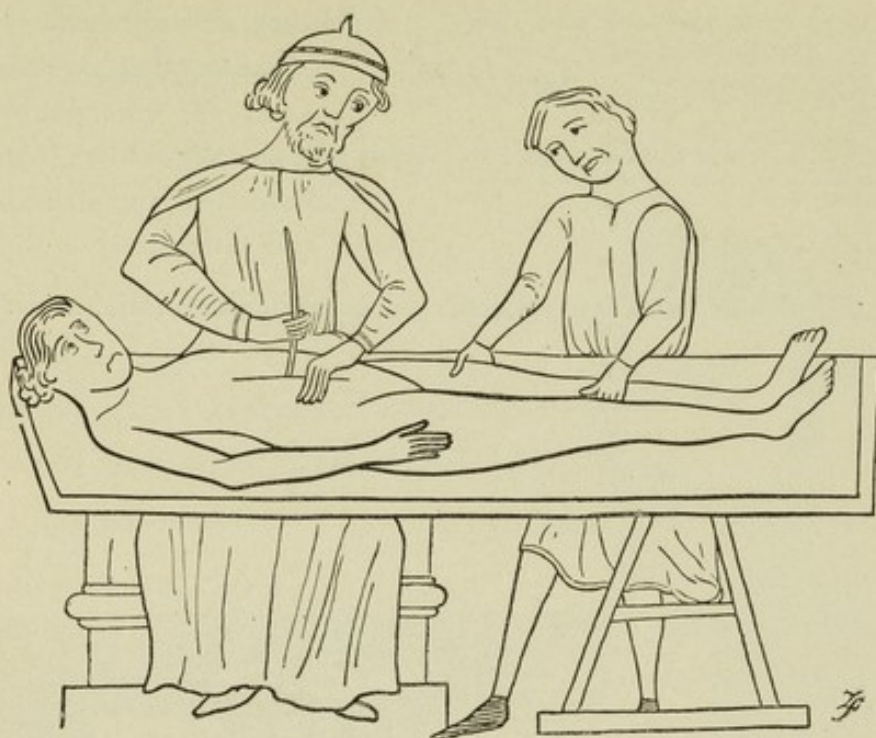
SECTION 4

Curiosities of Medicine:—

- (a) Materia medica of all ages. Specimens of antient medicines, remedial agents in all forms
- (b) Recipes and formulæ of all ages
- (c) Antient and modern medicine chests—civil, military and naval
- (d) Votive offerings for health, antient and modern amulets, amuletic medicines, medals, tokens, seals, emblems, charms and talismans. Medical relics of savage and primitive peoples
- (e) Antient corporate insignia and early diplomas in medicine and surgery granted by British and foreign colleges
- (f) Rare and curious memorials of medical practice
- (g) Specimens illustrating medication by animal substances
- (h) Relics of the influence of astrology on medicine



Astrological man
From a manuscript of the
XIV century



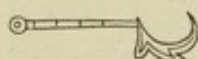
Surgeon operating on a patient
From a manuscript of the XIV century






SECTION 5




Curiosities of Surgery, Anatomy and Pathology :—



Surgical instruments
XIV century




Surgical instruments
XVI century



Surgical instrument
XIX century

- (a) Relics of antient and mediæval surgery, dentistry and veterinary surgery
- (b) Antient and mediæval hospital equipment
- (c) Curiosities of anatomy, and curious anatomical models
- (d) History and development of instruments and appliances used in surgery and medicine
- (e) Historical and antient surgical instruments and appliances, etc.
- (f) Instruments used in surgery in prehistoric times and by savage peoples



In a case of emergency the late Dr. J. Marion Sims used an ordinary silver tablespoon as a speculum. Its usefulness suggested to him the instrument invented by him and associated with his name

- (g) Improvised instruments and appliances that have been used in emergencies (especially those that have led to inventions and discoveries)

- (h) Calculi and other pathological specimens of historical interest
(i) Models for obstetrical teaching

SECTION 6

Curiosities of Pharmacy :—

- (a) Quaint pharmaceutical recipes
(b) Scales, weights and measures of all ages
(c) Antient stills, mortars and pharmaceutical implements
(d) Curious bottles, carboys, retorts, alembics, ointment and specie jars, drug vases, pots, ewers and mills, etc.



Apothecary's shop
From a woodcut of the XVI century

- (e) Curious laboratory apparatus



A Bronze Mortar
XVII century

- (f) Antient prescription-books and price lists
(g) Antient counter bills, labels, business cards, curious advertisements and trade tokens
(h) Antient apothecaries' shop-signs, early shop fittings and appliances

- (i) Early pharmaceutical specialities, and specimens of obsolete and strange medical combinations
- (j) Old travellers' advice-books, curious orders, etc.

SECTION 7

Products and preparations, antient and modern, of chemical and scientific research :—

- (a) First specimens of rare alkaloids and other active principles made by their discoverers
- (b) Rare elements and their salts, etc.



Joseph Pelletier
associated with the discovery of strychnine,
brucine and quinine

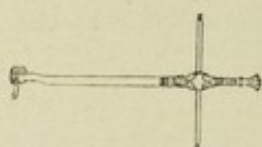


A curious herb
From a manuscript of the XV century

SECTION 8

Curiosities of Allied Sciences :—

- (a) Antient herbaria
- (b) Abnormal plant forms
- (c) Curious magnetic and electrical appliances



Dental instrument
XV century

(d) Curious relics of dental surgery

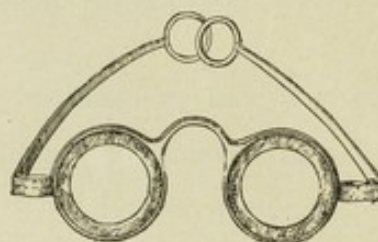
(1) Early artificial dentures

(2) Antient instruments, appliances, etc.


(e) Optics

(1) Antient spectacles and eye-glasses

(2) Early instruments and appliances
used by oculists



Spectacles
XVII century



Alchemical apparatus
XVI century

SECTION 9

Historical apparatus
associated with important
discoveries in medicine,
chemistry, pharmacy, elec-
tricity, etc.

SECTION 10

(a) Objects of interest, antient and modern, connected with preventive medicine, public health, tropical medicine

(b) Exhibits illustrative of physiology, anthropology, microscopy, bacteriology, biology and geography



Physician opening a plague bubo
From a woodcut of the XVI century

(c) Placards, posters, manifestoes, declarations concerning epidemic diseases, etc.

(d) Antient bills of health

SECTION 11

Nursing and Ambulance:—



Hospital of the XIV century

(a) Early hospital and general nursing

(b) Accouchement chairs

(c) Nursery appliances and feeding apparatus for infants

- (d) Ambulance appliances
- (e) Antient feeding-cups, bottles, urinals and bed pans
- (f) Naval and Military nursing and ambulance appliances and equipments
- (g) Relics and objects of interest associated with nurses
- (h) Relics of Foundling Hospitals



A quack salver of the XVII century

SECTION 12

Quackery :—

- (a) Antient and modern pictures, prints, and relics of notorious quack doctors
- (b) Specimens of quack medicines, preparations and appliances
- (c) Old bills, placards and pamphlets referring to quack medicines

SECTION 13

Criminology :—

- (a) Curious poisons
- (b) Historical objects connected with famous poisoning and other criminal cases
- (c) Curious methods of torture and execution

SECTION 14

History of the nomenclature, causation and treatment of the most important diseases that have afflicted mankind from the earliest periods, for example:—

Smallpox, leprosy, plague, tuberculosis, epilepsy, scurvy, cholera, cancer, malaria, syphilis, king's evil, etc.



King Edward the Confessor healing by touch
From an engraving of the XVII century

Some of these diseases were recognised by the Egyptians, Chinese, Hindoos, Hebrews and others thousands of years ago, and antient methods of treatment are perpetuated to the present day.

It is my aim to map out as complete a history as possible of these and other specific diseases, and I shall appreciate the assistance of any who may be able to furnish links in the chain of evidence of identification, history, treatment, etc., etc., such as are obtainable from local medical folk-lore, antient manuscripts, and early printed books, etc.

SECTION 15

Photography:—

- (a) Objects illustrating the invention and history of photography
- (b) Early cameras and apparatus




Louis Jacques Mandé Daguerre
a pioneer of Photography
Born 1789. Died 1851

- (c) Daguerreotypes
- (d) Portraits of the pioneers of photography
- (e) Original papers and early MSS. on photography
- (f) Application of photography to medicine
- (g) Early X-ray apparatus
- (h) Curiosities of photography

SECTION 16

Adulteration and falsification of drugs, medicines, food-stuffs, fabrics, and of any articles affecting health, or associated with medicine, chemistry, pharmacy and allied sciences.




"The wolf in sheep's clothing"
From a woodcut of the XVI century

All communications respecting the Historical Medical Exhibition should be addressed to—

HENRY S. WELLCOME

Snow Hill Buildings, LONDON, E.C. (England)



Greek surgeons attending wounded soldiers
From a bas-relief ca. A.D. 100

wa/Hmm/PB/Han/1



Tibetan charm, or amulet, carried to prevent disease