

Notes on medical cases

Publication/Creation

1889-1908

Persistent URL

<https://wellcomecollection.org/works/hjt4zu2s>

License and attribution

You have permission to make copies of this work under a Creative Commons, Attribution, Non-commercial license.

Non-commercial use includes private study, academic research, teaching, and other activities that are not primarily intended for, or directed towards, commercial advantage or private monetary compensation. See the Legal Code for further information.

Image source should be attributed as specified in the full catalogue record. If no source is given the image should be attributed to Wellcome Collection.



Wellcome Collection
183 Euston Road
London NW1 2BE UK
T +44 (0)20 7611 8722
E library@wellcomecollection.org
<https://wellcomecollection.org>

Injection of Kodia fluid in Cases of Leprosy

Mr Gantle Hongkong on March 22nd I injected seven Lepers in various stage of the disease with .01 Kodia fluid

On March 23rd of the Seven four had an increase of temperature as follows 99.6. 100.5. 101.3. 101.5.

Of the other three had low temperature 97. 97.3 97.5.

March 23rd I again injected six of the Seven lepers with the strength of the solution. In the evening four had fever increased respectively to the previous temperatures 101.6. 102. 102.3. 103.4. The other two had low temperature 97. 97.3. two of the same as had low temperature in the morning.

March 24th

The temperature in each of the Case that had accession had fallen & the temperature of the two who had depression was raised.

By the fourth day all had normal temperatures

On March 27th I again injected one of the Lepers at 9. A.M. at 1.30. p.m. temperature had risen to 99.8. at 5.30. p.m. the temperature was 104.3 I did not see this patient next day, but upon the following morning the temperature was 99.7. so far as I have yet observed the following points are plain: —

- 1 Lepers far advanced i.e. with & abscesses get depression it may be that these patients had fever which had passed off before I saw them, but from enquiries

I do not think this to have been the case.

2. That in early cases such as facial macula in limbs the temperature increased. The spots became much more red.

3. That the blood of all the lepers showed bacilli after the operation which they did not possess before but as to the nature of which I have not yet determined.

red

Impet. granulo. 1
N^o 1 Boy born L.V. - 16-

Looks well bright healthy

7. in Village N^o 2.

M. in Vill N^o 4.

Grandfather mother Lepers

B. 4. S. 2. 7.

For School: Sch. mast. not leperous
nor ^{was parent} leper her was his
parents. 57 years here.

Some healthy people here
who never were leper nor
were their parents. Came here
during Tairing Rebellion.
for safety. they can go in that
do not want to. They are reported
never to have caught leprosy
even though resident here.

Chair cooler came in

2

N^o II. 30 input. 67 cases.

Hyperborean & tubercular
Leprosy. In. near village
7. N^o 4. see IV^o 4.
Got for woman. staying
base night. 3 months
after. Clean face first.
He believes all leprosy
comes from women.
no treatment. see see
Dor anesthetic. Scabies

N^o III 38. input. 2 weeks.
79 cases. Nambor
hyperborean. T. P. G.

home
wells
look
man

Ulceric sent him
They. F. M. not leprosy.
no relation leprosy. Caught
not known. Not married.
Does not know if he got it
for woman.
never had syphilis.
Quite strong can carry 100 catties

Disease appears on face (3)
first... remembered suggested
by histroplie leprosy
same sort in other
ulcers near by the
no track of course
newer

It is held on, that a
band of leprosy never held
the only one died in the
settlement ^{in 1872} when ^{the} leprosy
began children there is one
has not only leprosy.

No IV. Head man G.G.

25 years here. import.

F. D. not leprosy M. D. not leprosy

B. J. not leprosy S. not leprosy

Caught when 17. Cause not
known, no one knew is same
disease as leprosy in village but
not any of his acquaintances

discuss upper 1st a eye (4)

erous. He says children
of upron parents never ^{elproton}
married. wife lives here not
elpron. Her name married after
he came here. His wife
was married before to
a upron husband
he died then he married
here & she is not elpron &
she lives here. no children
Paralysis of both facial
nerves. cannot close
eyelids. Sheath is a fatty
mass. Face pale scars
slightly. Saw alimony
has been before but not
now used to be hyperthy
Lus pija of both hands

46

17

27

hypertensive 15
N^o 5. Woman 22.

married to Leprosy
27 years married -
Leprosy 17 years.

Husband was a leper when
she married him.

Husband here by letter not
given here.

Former husband named
her 57 years ago she left here
because she developed leprosy.
had no children to him
married to ~~him~~ ^{the husband} 27 years
then he died.

Child 3 months girl. I
with. looks healthy

N^o 6) Lived here 40 years
60 years. Husband
leper. died 27 years ago
60 years old when he died
was a leper 20 years.
Husband had leprosy 10
years before she came here

∴ husband here 50 years
no husband never
seper herself, never died
not afraid of catching it
Several hundred years
the leper home usually
He says there is no appre-
ciable difference in
the number of lepers.

The youngest baby she has
ever seen is leprous, but can

never see a leprous baby
born.

Have seen lepers get
well. Spontaneous cure.

They beg for 1/2 pence
2 cents a day, the money

6. people (lepers)
 There are about 20 here
 the people from here
 go to the boats if they like.

Lepers pay here when
 the ruler. 5 taels, pay
 for coffin
 when they
 die
 no more

When lepers get angry
 they don't pay to him

He gets money from
 visitors: 5 shou. Gov.
 him for each leper
 he divides.

N^o 7. Aug. 12. 5 months here

^{He man} He is not afraid of leprosy
 N: S. Aug. 10. 7 + men have not leprosy

he is not leprosy m. d. d.

The oldest leper is 60.

He has been in 40 years,
no thing had.

Mr. H. man, leprosy
is getting better.

He says leprosy is now
cureless.

He does not believe leprosy
is for women.

He says it is only scabies
that cause people
to be afraid of leprosy.

Beside the 200 lepers
there are 300-400 besides

not lepers. These lepers
live in a place where
leprosy is common.

Thinks syphilis leprosy differ

June 12th 1889. Had enema last night - a small lump came
away after lying down head vomiting fit with much vomiting.
Today has tender glands in joints - almost size of peas, & has
& tender glands in neck. especially enlarged behind
Ramply joint. on left side the two cervical vertebrae
are large. Pulse 114. Temp. 103.2. Tongue much cleaner &
less dry. Had a restless night - fell faint & looked bad
sleep however fairly well. no sores on lips - conjunctiva
slightly reddish. often rambling - (snake vomit
in neck).

June 13th Patient stings; more desirous; wanting food;
Tongue moist & with a thin white fur. Bowels not
open. no. Enema today.

June 14th Bowels opened 2 times since 12. yesterday
motion natural; ^{and somewhat} pulse soft. Tongue slightly dry but
not foul. a few streaks of brownish looking material
on the motion, as if blood.

June 17th Patient has been wandering at night for some
time past. occasionally sick. Bowels natural water taken
when there was a little diarrhoea

Dec 6th 1887

- Mr. Myllie cold. wth " recent pregnancy
Mr. Myllie. Born a fine little R.
Mr. Juchald. Diarrhoea 2^d time, frequent.
W. O. Myllie. Mucous diarrhoea some stools
liquid. 2 stools taking exercise.
Ledy de Noeux 6th day. Temp. below normal take
Lum. 6th daily.
Mr. de Cercal. Dysentery. no improvement
Miss Huntington. Uterine Catarrh. improved.
Oliver Miles. Pneumonia comales; stiff neck
below R. ear. white & discharging.
Mr. H. V. Moody. Gleet.
Baby Lloyd. Intermittent fever attacks passed off.
Mrs. Vernon. Dyspeptic for ever. cannot
food too little exercise.
Mr. K. Sava. Dysphoid?
Mr. Koh-Lam. Brucelutis
Miss Koh-Lam. Abscess of jaw exposed bone ulcers, was full
at bottom of abscess cavity quite closed up.

In extreme cases, an electric alarm
belt, a wire cage over the genitals,
an apparatus fitted so that when
erection takes place the penis will
come in contact with sharp
pricking points, application of
cold ^{to the genitals} by the continued circulation
of cold water through soft metal
pipes are some of the means
called into use to allay the fatal
drain of seminal ~~excretion~~ in-
tinnence.

8

Mr. J. A. Costa

Impure base slightly ulcer
superficial on R. ant. pillar
of fauces & below R. lower
wisdom tooth

Pain for 2 months, but
usual treatment.

Conferred 15 days, before
3 child.

Blood stopped almost
completely on 2nd day

Bowel up to 6 days, up
natural. Since then an-
stipated.

Baby healthy, & full term
delivery natural.

Put on diet of nature

Mr. Neagles, Bowell, near
with a good deal
of pain & time in
Caster oil. Pile with
string came away
Temp: now 103.2, P. 102.
Urine with high colour
like coffee.

Mr. Hanlon, alcoholic tumor
since yesterday, appetite
a more head. Sleep
well & eats well. Sherry
drinking.

Mr. Kridumam. Became suddenly
giddy yesterday vomited
blood! a black and coagulated
fluid. no fever but eyes
dear but he abluens per
only to up for few days ago.
Civilius q. Sivi.

Mr. Bhabha. Dysentery 4 days
with all usual symptoms
extra diarrhoea. Temp
the pulse white dry. He
says he has had diarrhoea
for 3 or 4 weeks. Temp 98°.
Says he has had a watery
diarrhoea for 3 or 4 weeks
freq 4 or 5 times a day.
as: Mr. W. on milk & starch

Mr. R. Jack. Fever 3 days. intermittent
sleep well tongue clean head aches
throbbing. Temp: Normal.

Mr. R. A. da Costa. 19. Fever three days
headache top of head. Pain in
back of neck. Temp. 102.7.
P. 108. Bowels not opened
for 5 days then took magnesia
today bowels opened twice
w. blue pill solve. Bark.

Mr. Wayne. Sick yesterday all day. Linné loaded with albumen & bile. Today Linné clearer. Temp: 104.6.

Tongue white & clean
bowels open without pain.

Miss Hopkins. Left ovary still tender

Mr. Termer. Influenza. Coughing
since. Temp 98. For two days
aching & colic in
glue.

Miss Caldwell. Eryema of face
cheek & forehead

Mr. A. H. N. D. D. Influenza
cough. Temp 99.8. Tongue
foul coated. bowels opened
twice yesterday.

March 10th 1850

Mr. Kirkman Superior
with sheep well
can eat.

Mr. C. H. H. Remed's Superior
can marked.

Monday, March 10th 1880

Mr. Judd. 4th day. Temp 98°.

Mr. Stinger. Hysteria followed
influenza.

Mr. Turner. Enlarged lymph glands
bubo d'emblic

Mr. Morgan. Influenza state
with head ache but no fever.

Mr. Wagner. Fever since 3 a.m.
104 highest. now 99.8.

Mr. Waple. Lumbago

Mr. Vernon. Influenza state
with some sneezing.

Mr. Vernon. Influenza. Temp
yesterday 100.7. Today 100.

Baby Harris. Pines abscess. Teeth
are 3 months up and the 3 teeth
the upper & lower are red & creating
the lower a long circular oblique

Mr. Mylle. Left Braus discharging
him by the nipple at one
point.

Mr. Dotham. The incision made
does not heal well.

Mr. Judd: 2nd day. Temp 98°
feeding. Blood comes
freely.

Mr. Stringer. Temp: Normal
Tongue foul & flabby.

Baby Stringer. Temp: 95° tongue clean

Mr. Morgan. Inflammation head with
schellkathie condition.

Temp: Normal for 20 days

Tongue lightly white.

recumbent in bed in both hands.

Mr. Paper. Temp. 104.6. Am
cured.

Monday March 4th 1890

Mr. Dochead. Head not much pain
but chills & tremor.

Mr. D. Ball Influenza recovered
hoarse cough loose - no fever.
feeling weak appetite
diminished.

Mr. Myllie. Painful chapped nipples
throat pain absent. Left breast
Tumb. 10 1/2. Headache, lumbago

Mr. Stingerman. Pain in ^{colon} ~~abdomen~~ with
fulminant wind. Tumb. foul,
coated white. slightly & hot
at tip - vomit. Vomited in the
night. Tumb. 99. P. 84 ^{small}
He is Coloc. pill gut open to 5 times
from Sing open. head enlarged
Cue: Sun up. I very low rather
small { ~~at 7:30. nausea absent~~
~~without healthy urine pain in~~

Wednesday March 5th 1890

Mr. Dyer Ball (senior) Fr. Yesterday
sneezing, with slight feverish
aching, even in hands, neuralgic
aches. 7th this morn. temp 99°.
P. 84. Tongue dry & furry. Skin
dry & hot. Took with aspirin
amblyfer this morn. 2 doses
10 gr each. w. Bark.

Mr. & Beat. Recovered from Pneumonia
has now phlebitis in left saphenous
vein at upper part. Today there
is a hard swelling at junction
of upper middle thirds of calf.
swelling of ankles gone. He has the
same in R. leg but there vein
involved only 2 inches.

Mr. D Ball Jr. Influenza rec'd: a Cough.
Mr. M Beat. Influenza followed by cough.

Mr. Vernon He with feverish for 4 days

Temp. Monday, March 3. even. 101.


March 4 eve. 102.

March 5 afe 100.5.

March 6 11 a. 99.5.

Has had cough for 3 or 4 weeks, stomach

Has pain now round the liver
from spine to over liver.

 no pleuritic rub.
face, eyes blue
lips yellow & slow
urine normal.

taking Chloroform Anesthetics

Mr. Wagon. Temp 98.2. all the felt was

Influenza is headache normal in aches. Like
neuralgia in toothache. Tendr

points over. the 4th of 102 : d. 11 : of fifth

Mr. Wagner. Fever continues 103.1.
Anus looks well with much
tenderness around. Pale small
speckle. Has taken much anti
pyrin. Last night when seen
temp 99.5. Jerked again. Temp 103.1
in morning today. Sp. at 1. and then
at 7.

Baby Dodwell. Recovered from
bronchitis stopped steam bath.

Mr. Gray. Anemia. Neurasthenia
hysteria. ulcers.

Baby Jackson. Sebaceous of
scalp.

Mr. A. W. M. Davidson. Influenza
fever last night. Temp now
98.2. Unique foul feeling head
with headache. Lungs red green

all
two
end of
prayer

Mr. R. Jack. Influenza. Fell ill
yesterday, today has fever &
rheumatic pain - Temp 103.5
w. Antipyren for 20 Cen
6. are quite relieved -

Mr. Schuster. influenza. Had last
attack relapse yesterday
with fever. Today heavy
bleen eyes. Temp 97.9. P. 72
Has a loud bronchial wheeze
w. R. Lung

Mr. Feve. Chapped
threatened abscess left breast
~~temp today 99.8~~
temp today 101.2. Tongue clean
Mrs. Stinger maid. Colic. large intestine distended
hair below live. Skin yellow.
Tongue foul. shiny broad with a
few hypertrichic papillae
sticking up through the foul
fur. stool 2 this morn. Shiny
not seen. Urine high colored (not seen)
Mrs. Eyr. Lateral Curvature ^{wears} a shoe.
Nurse Jno. Anemia. taking Blood
pills. a little improved.
Mr. Noyan. Influenza. Today more
stuffy. T. 98.8. eyes heavy cough
slight. phlegm loose.
Mr. Lockwood. Doing well.

Maabel

2 102

8 101⁸

25th

9 Am 98

7 P In 101

26

8 - Am 98

P In

7 100⁶

27

8 - Am 98⁶

P In

7 984

Oct 18th 1889.

Mr. Holladay. *Eryema Intelligis*. 0.
 Baby Roberts. *Excision of Tumor*. 2 1/2.
 Mr. Tanna. *Ranula Nuda*. 0.
 Mr. E. X. Remedios. *alut nusi*. 0.
 Imitig Nicol. *Plittini* 3.
 Mr. Barrios. *Scurvy* 0.
 A. Jack. *Cobitis* 5.
^{Lanya} Miss de Souza. *Port Nasal Catarrh* 5.
 A. Ruiz. *Hematocele Pleuræ* 3.
 Miss Alexandria. *Fistula Uteri*. 0.

METEOROLOGICAL REGISTER.

AT 10 A.M. TO-DAY.

Barometer 29.90
 Temperature 84
 Damp Bulb 77
 Direction of Wind E
 Force 1
 Weather c
 Rain-fall —

Hongkong Observatory, Oct. 18, 1889.

Wm B Artter	10
P. V. Juge	30
Frangi	2 - 2
Baby Treacher	5
Baby Robert Per:	2 1/2
Nicol Dron	3 - 3
R Jack	5
Anna du Snyr (Mucaw)	
Mrs Betty & Cigula S.	5
Wang	3
Ed Talbot	5
W. Brett (Blume Pet)	50



- H Hansen Liver abscess
- V V under Intestine
- G died liver abscess
- G Intestine unknown
- W. Not died 94.
- acute dysentery
- V (middle of Can)
- Amianman Intestine
- W. Liver healthy?
- Skull of Hakka
- Women

Heart (continued).

Small jelly like substance found on anterior surface of right ventricle which was diluted - was of a peculiar gray appearance with a milk patch. Valves found competent, the aortic cusp of mitral valve thickened. Nothing further to note (jelly like substance seen at not unusual).

Liver Right lobe average size.
Left much diminished.

Very dark color. fairly firm.

Stomach elongated but not deep, walls fairly thick. no ulceration found.

Small intestine, near lower end appeared thickened. no ulcers found sigmoid flexure & descending colon distended & rest of intestine full.

Transverse colon, slate color appearance walls somewhat thin.

Free surface of intestines covered with thick tenacious mucus. we were unable to discover any ulcers.

(111)

(11)

Kidney. Left. no fat around kidney

Very tough when cut. Cortex changed

Capsule not adherent. but thickened

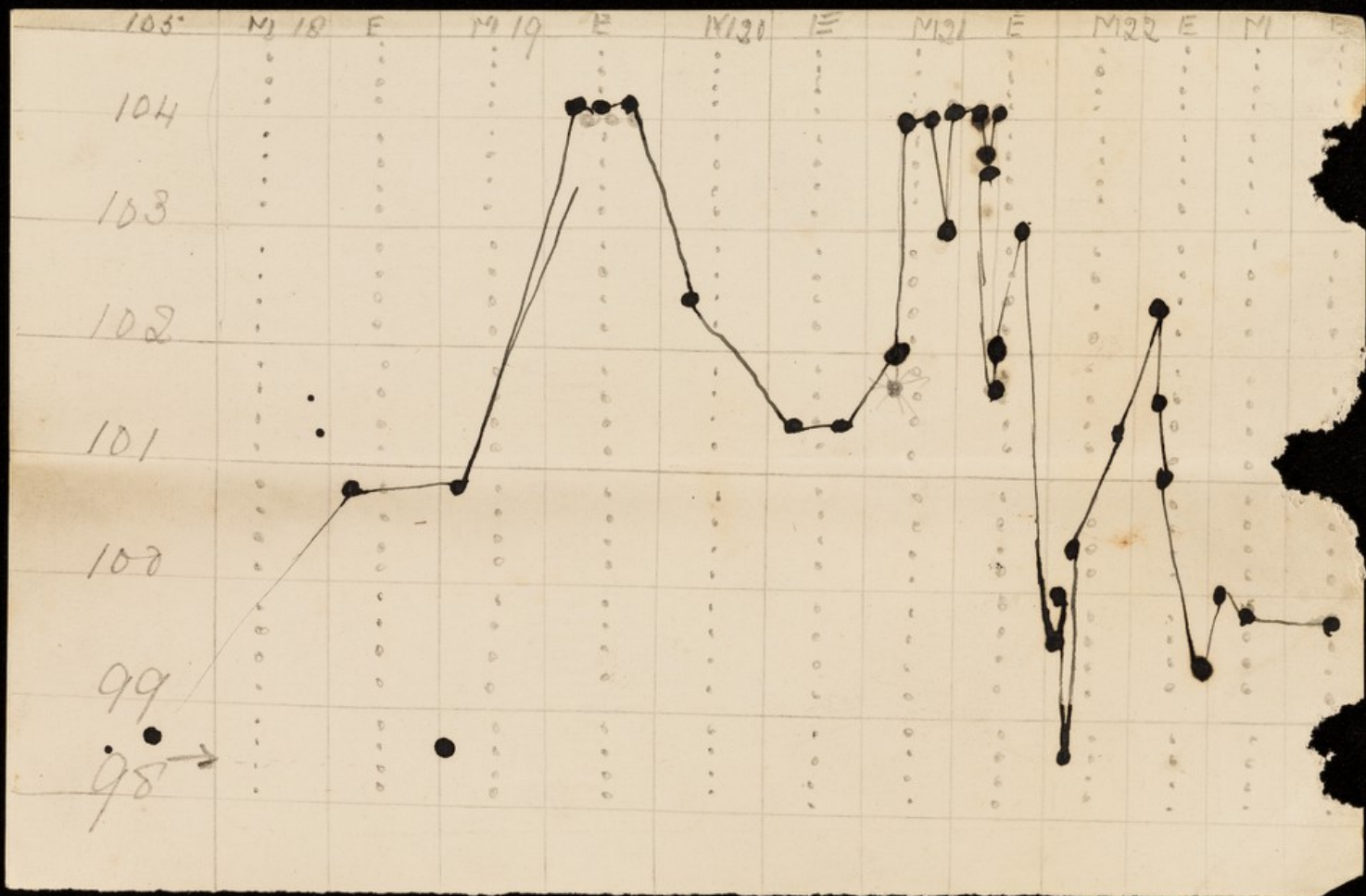
Right similar condition.

average size.

This case is worthy of mention as 8 days is recorded as the maximum period of incubation hitherto.

The onset of the Disease is markedly pronounced febrile disturbance. Headache, ^{vertigo, rigors (not always)} ~~chills~~, ~~delirium~~, painful itching in the limbs & ~~feverishness~~ ~~is~~ accompanied by vomiting & general loss of energy suddenly compel the patient to seek his bed. The face becomes flushed, the thirst intense, the skin burning hot & dry & the hands & feet cold.

Within 2 or 3 hours the patient becomes ^{apparently} semi-conscious & seems indifferent to his condition. Not infrequently he leaves his room & even his house & ^{may be} found staggering along the street or lying in the gutter. ~~When~~



M E N E N E

1st Col



105

104

103

102

101

100

99

← 98

March 9th

a.m. 7.45 - 101.4

" " 9.45 - 101.2

" " 10.45 - 100.2

p.m. 12.45 - 101.2

2.30 - 101.4

3.30 - 101.4

6. . . - 101.6

7.14 - 101.4

10.9 - - - 101.4

a.m. 1.30 - 101

4.15 - 100.2

6.30 - 100.0

8.30 - 100.4

10.45 - 100.3

11.20 - 100.3

p.m. 2. - - - 99.

5 - 98.6

11th

a.m. 8.30 - 99.6

9.30 - 99.6

p.m. 6 - 98.6

March 12th

a.m. 12 - 99.6

p.m. 6.30 - 100.2

13th

a.m. 6.30. - 99.4

p.m. 1.15 - 99.6

" 8. . . - 99.8

14th

a.m. 7.30 - 99.4

" 10.30 - 98.8

p.m. 2.30 - 99.8

7.30 - 99.2

15th

a.m. 7. - 98.4

8.45 - 99.2

a.m. 6.30 16th - 99.2

Went to measure

on 17th - to the

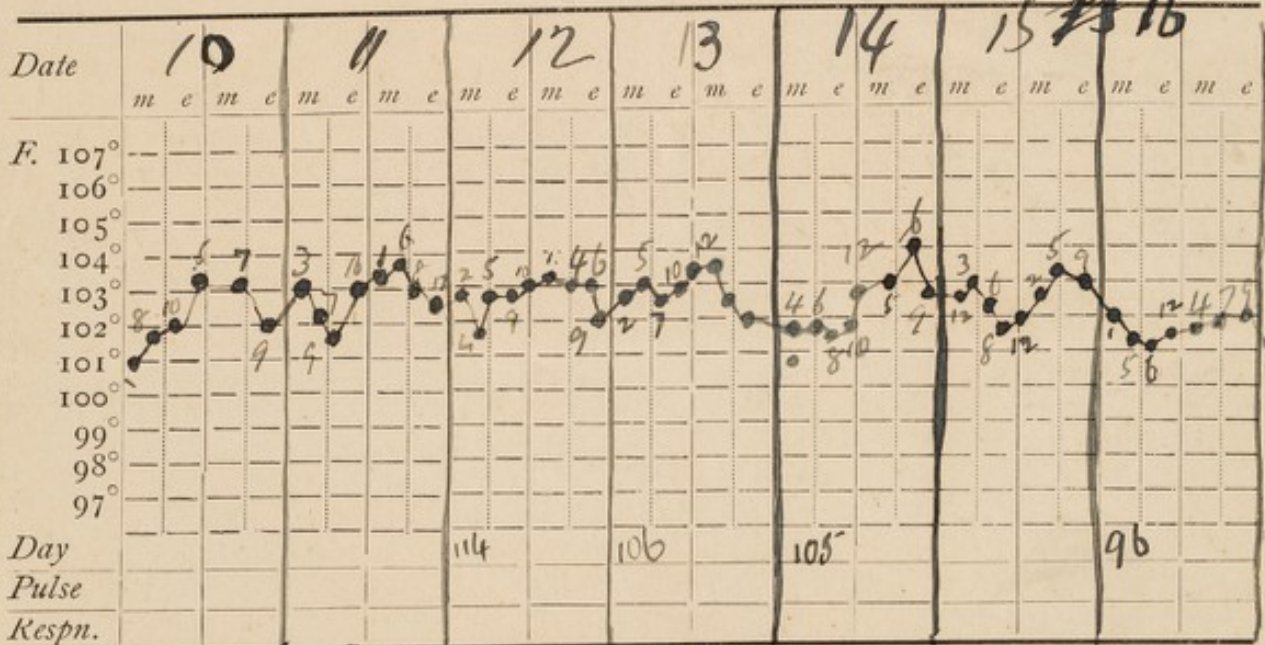
low ground gradually

Address

Occupation Date

Disease

Seen in consultation with



History.

103

102

101

100

99

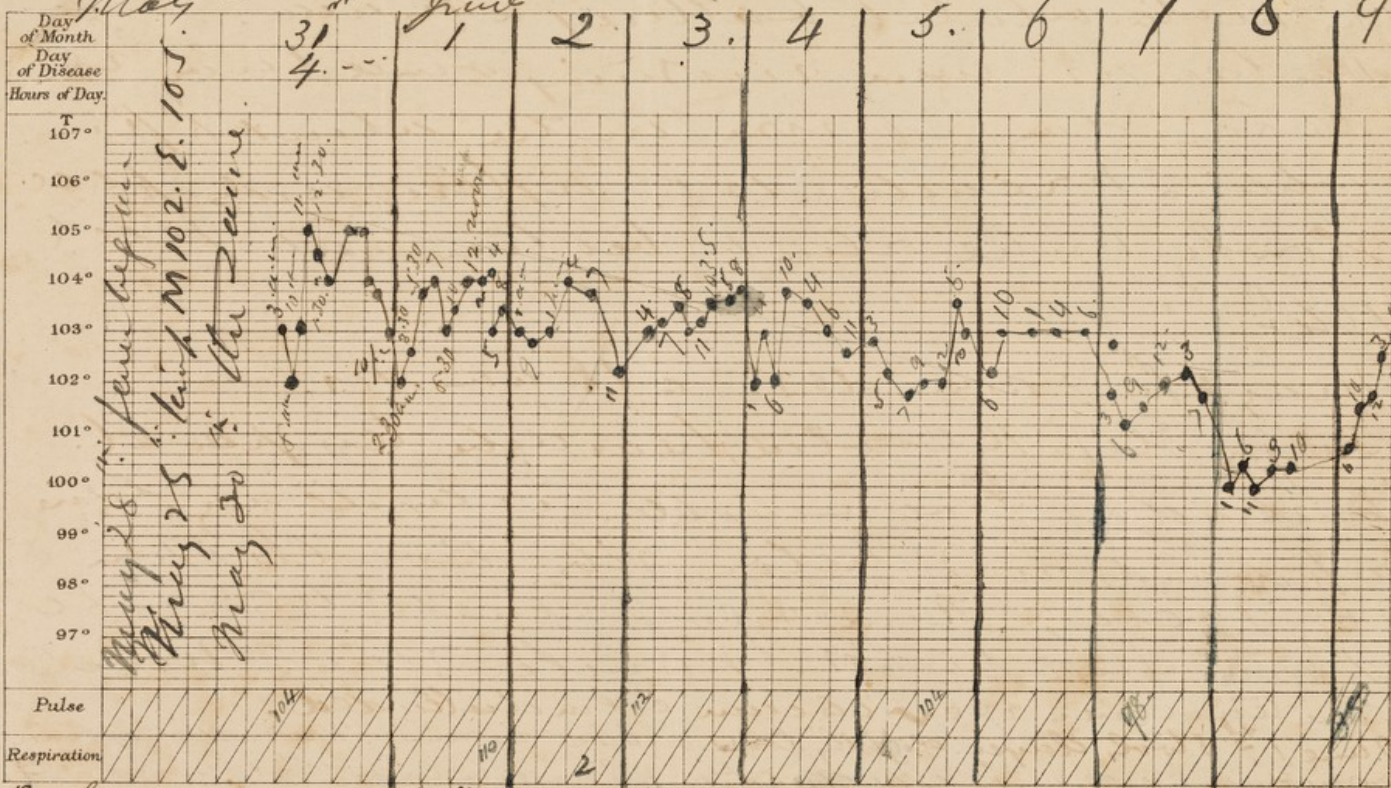
98

97



Present Condition.

Name H. S. S. Age 11 Disease _____ Index No. _____



Believed to have caught chills? from Angina
in water whilst bathing in sea.
Has been 102° every morning since May 28th
during day it rose until about 6 p.m.
when it reached 105. afterwards fell
slowly until about bed time it fell to
104°.

May 31st 3 a.m. 103° at 8 a.m. 102.

Angina slightly coated; head with temporal
back ache. Lymph swollen in axillary line
upwards not below ribs. Bowels open
light clay - thin & goes about 3 times in 24
hours. Slight cough. Vomited 3 times May 30th.

Some tenderness over caecum colon distended.

June 1st Stools clayey, slightly loose. no blood - no slime. Head aches continues
vomiting. coughing in expectation. Small bodies in stool black specks.
Stools in morning in slime to some extent.

June 3rd - Stools June 2nd nothing since - loose & slimy pale. Swollen.

June 3rd - "Solid matter"

Mabel

Name

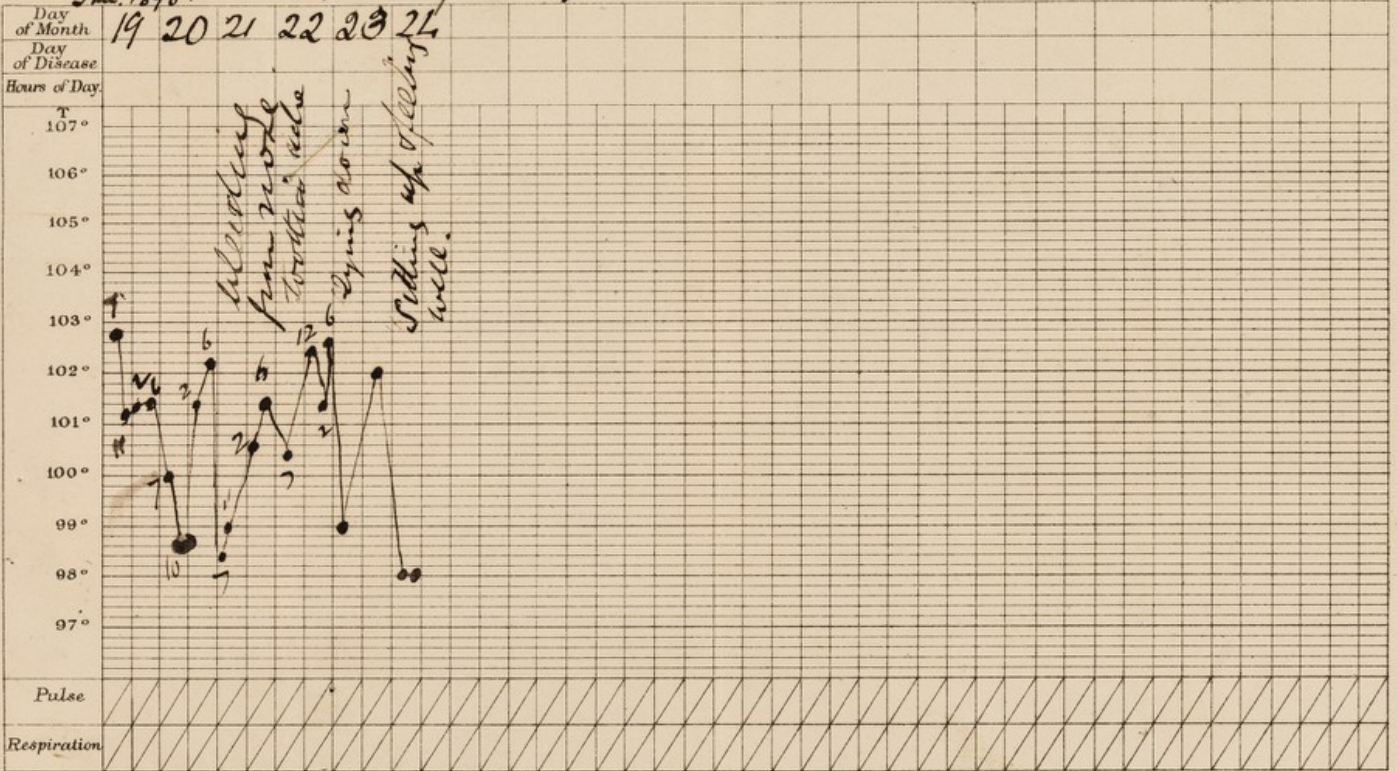
~~Miss~~ Humphreys

9

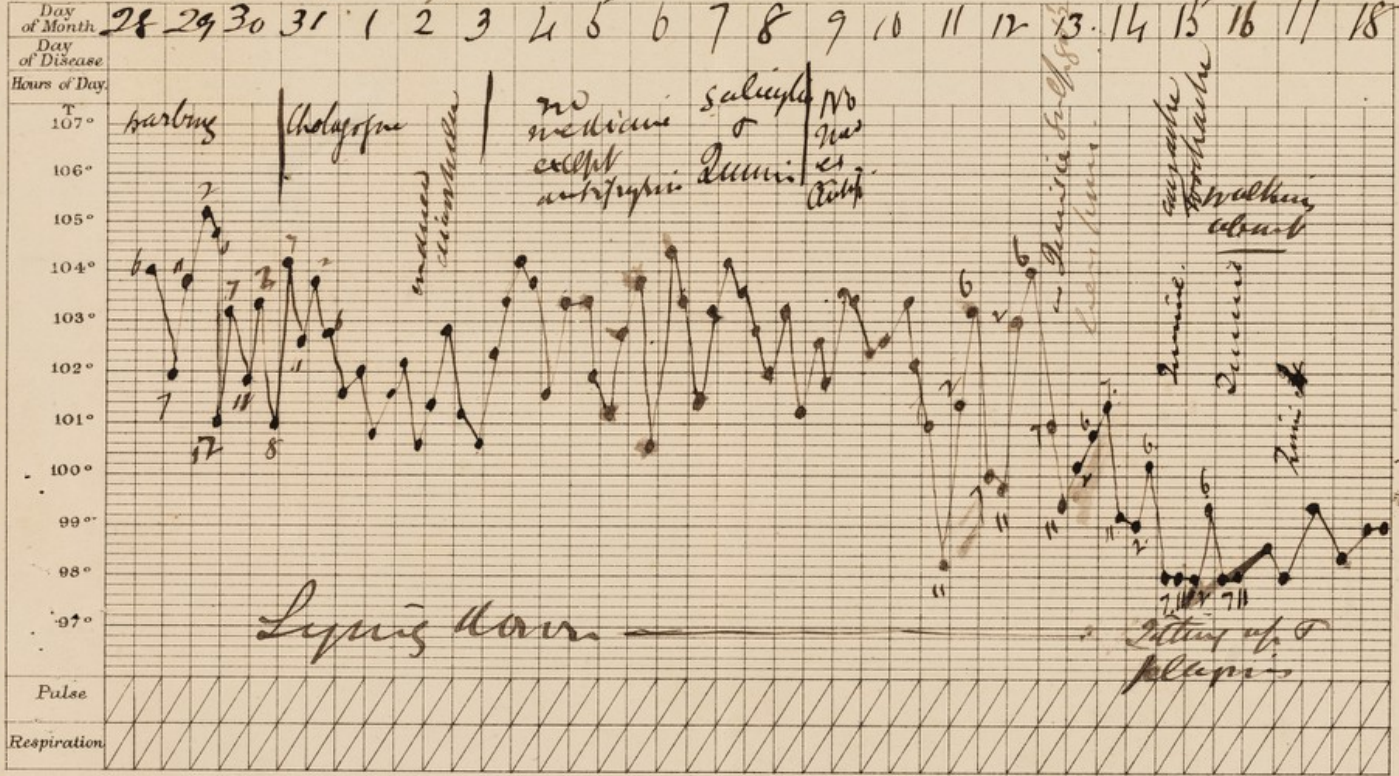
Disease

Index No.

Jan. 1890




Name *Eva Humphreys* 102 Disease *Crouped Form* Index No



Name Ernest Humphreys Age _____ Disease _____ Index N^o _____

Year 1890
 Day of Month 20 21 22 23 24
 Day of Disease _____
 Hours of Day _____



Jan 9th

Drum Run, alias

[Faint, illegible handwriting]

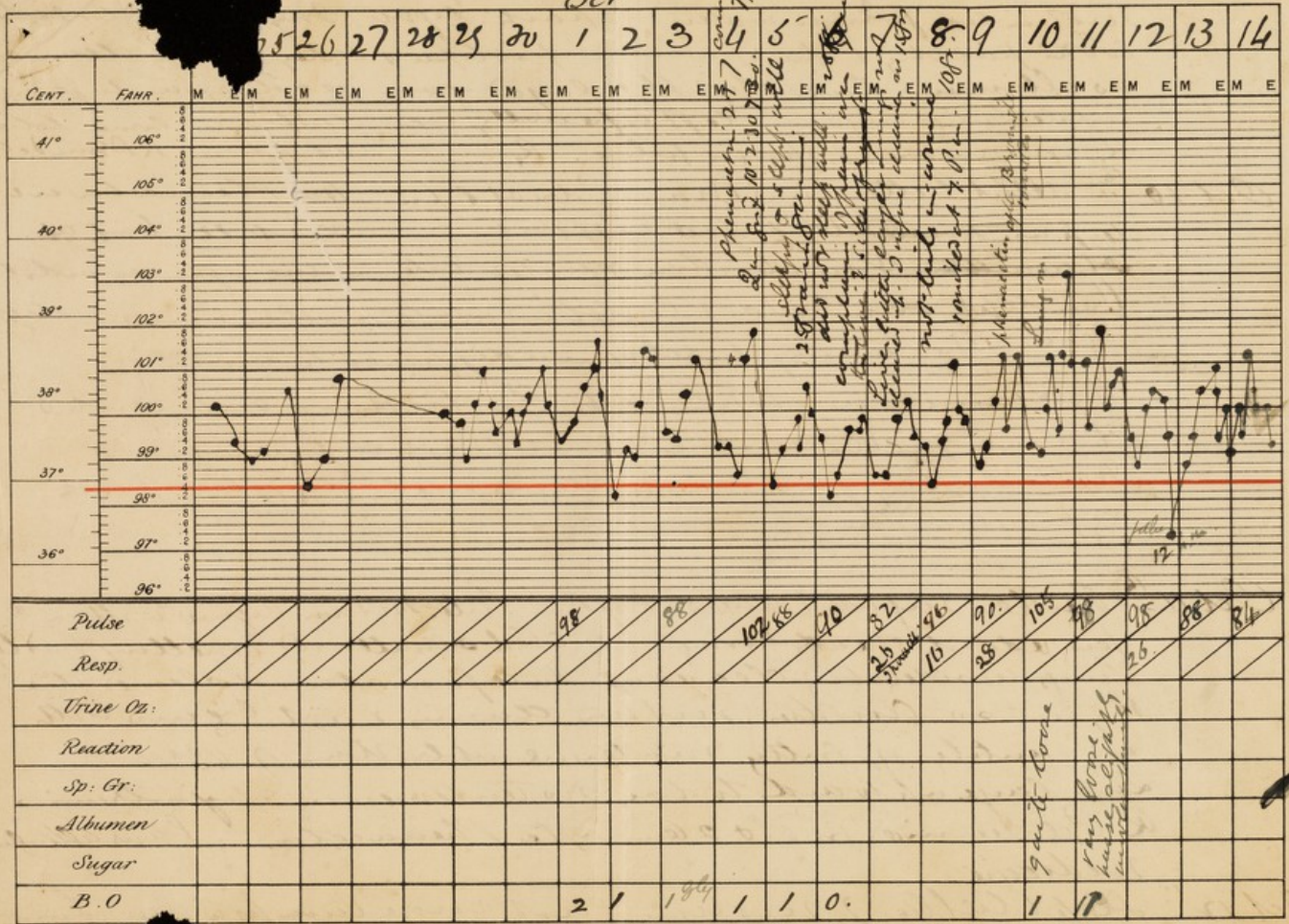
[Faint, illegible handwriting]

Name: [redacted]

Age: [redacted]

Disease: Congested lungs bases liver in the cat Result:

Oct



Oct 9th: Had a head night could not sleep. Temp. ~~was~~ with
motionless formed watery - turb. light. Inj. ~~was~~ lost cotton
looks patchy & the epidermis prolapsic & cakey. ~~was~~ clear
no albumen. Lungs slightly enlarged of air reading in temp. in
ripple. Lungs congested left especially even dull or a lower lobe.
R. acid mixture. L. Spongio-pilule. R. milk diet plain. R. D. M. d. d. d.

Oct 10th: Slept better. had Nausea. P. d. m. at 8 p.m. No Phenacetin at
4 p.m. sweated temp. fell. slept at 8:30 woke at 12. Temp. up.
~~stomach~~. Bismite - then vomited bile. $\frac{1}{2}$ done after vomit.
then slept sound. Took Carob seed water in the morning slept
again. The cause of the delirium is difficult to account for
the Delirium was stopped & 37.4 deg. with no pulse started
it was after the 2nd dose he fell sick & faint.
Motion today fluid with pleuripulley dissolved force.
a peculiar gritty sandy looking material $\frac{1}{4}$ teaspoonful
in bottles of motion.

Oct 11th: Reiter's night vomited at 4 p.m. Lungs with a
few reddish streaks though it stood small and smelling badly.
Lungs considerably cleared up the left is almost cleared the
R. quite so. Another motion during it is a ligand with
a quantity of gritty material obstruction of vessel.
Lungs large upwards today no tenderness in epigastrium.
R. Pil. Linnæi. for 5. + 2 ten after Phenacetin. Jaws alkaline
medicines.

Oct 12th: Slept better. 2 motions each more lumpy in fluid. Lungs
clearing press stronger Inj. white could not ~~be~~ ~~at~~ ~~all~~ ~~at~~ ~~all~~
Oct 13th: Slept ~~at~~ night has been much smaller 2 finger breadth

H. Sidgwick

Pres. Hist. In Clinia 24 years ago Home 77 years altogether
Healthy man up to this Spring (1850). His previous illness
consisted of dysentery ^{aliqua} and ^{aliqua} other 2 years ago. (Heard)
Fissure since 1875. Operated on for piles in 1870. ^{Heard of fissure 1877.}
disappeared when on bed at home. During
September he has for some years first been heard
attacks of biliousness. ^{Operated on for fissure in 1850. Since then}
^{no bother. Before that he had had fissure}

Pres. H. In Spring 1850 (March) for influenza I has not been
quite well since been dyspeptic during the summer
On August 17th found he had fever in Swatow
where he was stationed. Since then until now
he has had fever daily rising to 103° ~~at~~ at first
but subsequently to 101° or occasionally, 102°.
He has continued bilious from the very first
occasional attacks of diarrhoea were experienced
throughout the summer. frequently used to take
^{Polyglycyrrh...}
~~Castor Oil~~ for constipation. Head aches, he has not
had. No chief characteristics of the fever have
been sleeplessness restlessness, vomiting, dyspnoea.

Oct 14th - Better tonight did not vomit - but felt sick. heart burn less.
Stools 2 in - throughout ligated with a few soft lumps, slightly
tinged with bile. Tongue with a slight dry red base that
in front of white fur. Mucous 30. a little wheezy
behind back of left & slightly dull in a patch to per-
cussion to the left of the spine. He looks much better
R, Cuba oil 3p. at 12. From 2p. Dini again twice

Oct 15. Fair night. had half dose Phenacon + 1/2 dose
Ipsamide. Tongue slight dry & red with white fur
behind. After Cuba oil 3 loose motions with bile & stained
complaints of tenderness over liver. Liver receded from
below the nipple but seems more swollen behind.
Pleura dulness extending backward. Pulse fair.
There is a more decided cough at the back of
left lung. but more limited in extent. No splenic
dulness or enlarged. Took 5p. Dini then more
usual. R, Puls Phenacon: $\text{Ssx} \times \text{xx}$ at 3p.

Oct 16th - Took Phenacon vomited a little 2 hours after. Had a good
night possibly Imit Spi given before Phenacon $\text{mii} \times \text{x}$. Tongue rather
dry red & ~~front~~ white at back. He looks pale. ?
Liver remains receded & there is less fulness in epigastrium
There is a friction (pleuritic) all round top of lung. Lungs
are. No wheezing. are sold twice 3 inches long rest of the willow
& stems

took 5 min's leucoderm

Oct 17th - Slept rather badly vomited 3 or 4 times could not taste
criscent or other food. Motion faint, bilious tongue now
quite moist but white coated bellied. Pulse more than
small than
yesterday.



Oct 18th - Had sulphonal first at 4. Slept at 8. Slept
woke at 11 p.m. delirious remained stupid until 5 a.m.
when he slept. Motion good. tongue fully white
The temp: ran up high. possibly hyper. not taken.
There is a fresh pleurisy right round R. base. caused perhaps
by change of room. R. arm. Cast. R. in spec. etc.

Oct 19th - Slept badly. a good deal of pain in the R. side pleuritic
and the alveolar right base + has extended downwards for 2
inches as the liver. Tongue foul + rattling. Slept at
4 a.m. ... loose hardy blackish purple. Taken more food +
Champagne

Oct 20th - Slept badly temp: high mid night. Swell open now more muddy
Hem. during in the R. base + extending every where where previous
did not exist. Especially where marks Fig 2 + does the same. Eaten ^{well}

Breathing very short. Asthmatical. ~~is~~ a loud whistle
with expiration. Took Champagne yesterday
at Neurobride of Camp. for 7th time
ad. 20g. Invalid port & Quinine for ~~7~~ every ¹⁰ bottles
since he has taken 6.

Oct 21st Passed a much better night. Breathing easier
this morning. Had 4 Neuro-bride pills ^{8th} at 12. 200g
of Quinine pills for ~~7~~ even time now. Taking champagne
that is small quantity. Bowels opened once again
with undigested food & Quinine ~~was~~ 2 hours for ~~7~~.
2 flms put me at 11 and then 5. Champagne
at 2 & 9. & during the night.

Oct 22nd Fair night. Take food fairly well. Tongue clean but
dry & slightly brown. Throat covered in white spots. 'viduus'
no motion. The dulness over the lung is not so absolute
but there is much congestion of both bases. R. Shannon
cigarettes. Boacii acid fupli. R. P. A. ~~Aluatis~~ ~~for 7th~~ with
P. A. Aluatis.

Oct 23rd Slept well during the night. Can lie on R. side. The dulness
in the lung is partial here & there slight remains & the breath can
be heard entering right down to the edge of R. rib cartilage
below the nipple. behind not so well. Congestion of both lungs can
be felt in R. on only upper margin of dull part. R. ~~is~~ ~~to~~ R. ~~is~~

Oct 24th Temp: 100.3. moved up to New Hospital. temp on arrival 101.9. Sleeps off on breathing very short.

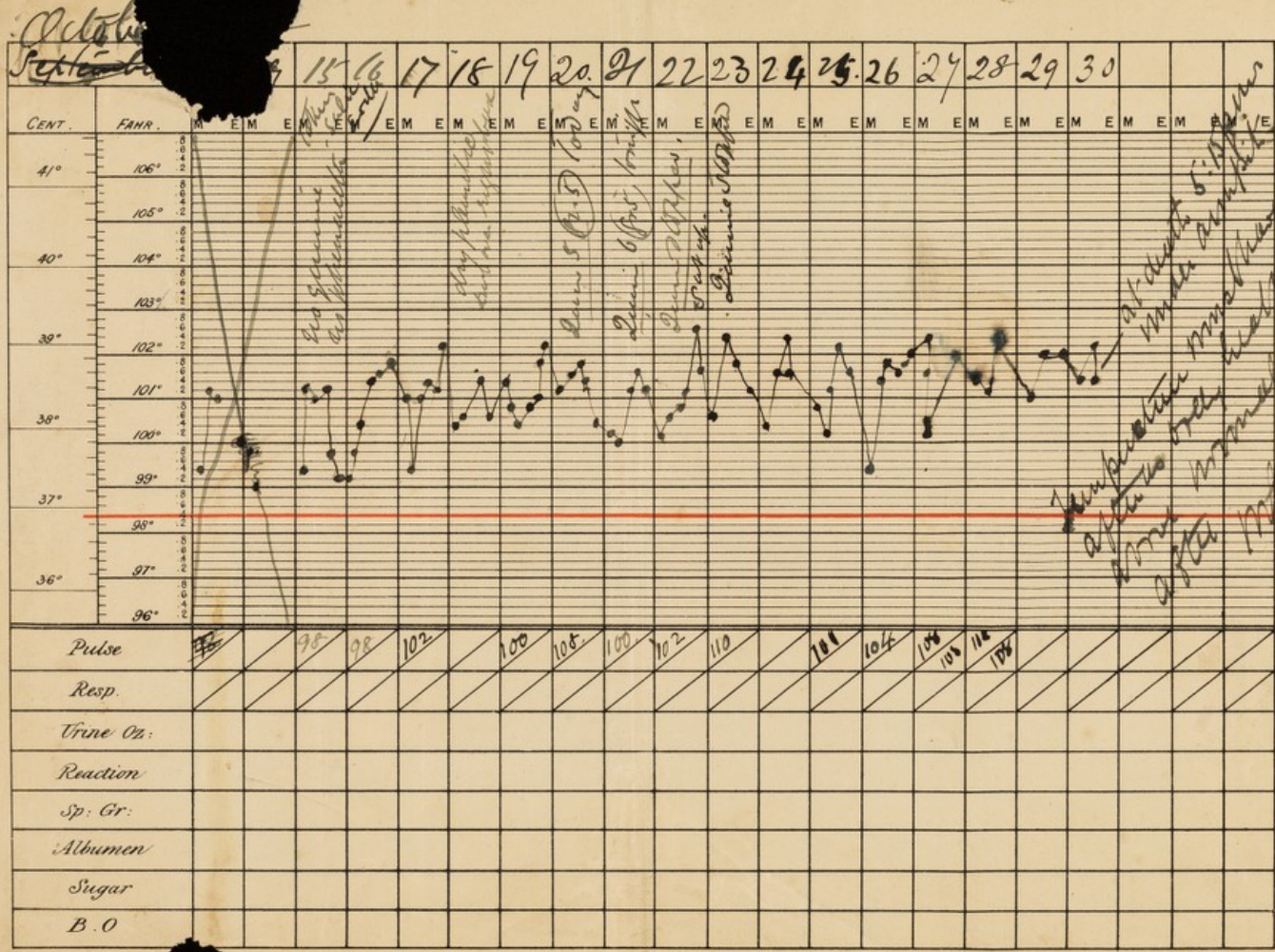
Oct 25th. Saw him in Dr. Kurjian. Can't conclude that the lung & pleurisy was the trouble that the liver had needed. There is focal pneumonia & patches over the dull area & pleurisy with here & there ulcers upper limit of affected parts.

Oct 26th. Focal pneumonia more marked & continuous, a more distinct pleurisy not behind in affected area. Spits yellow fluid a good deal quired by stomach. ^{Oct 27th chief trouble is sweating in doing off coughing up sputum & ulcers & ulcers} Alternating breathing pronounced.

Oct 28th At 12 o'clock vom commenced coughing up blood mixed with mucus? This continued steadily, he got relief therefrom. Temp 102; passed water & motion. Inguinal glands more or less. There is no doubt the liver ulcers had burst through into abdomen. All night the coughing continues

Oct 29th Toward morning the patient became weaker coughing more feebly, pulse flapping 100. Patient looked sicker ^{than} the state of fluid in throat continuous. At 9.45 passed ^{support} a needle into the chest without success; put in a large size aspirating needle for it was not until going 4 inches that ~~fluid~~ fluid came out, thick granular, reddish brown red & sticky.

Name: *H. J. [unclear]* Age: *51* Disease: *Fever* Result: *[unclear]*



Sunday baby born

Monday. Temp: 99.2. even.

Tuesday. Temp: 99.4. even

Wednesday. Temp 100.6. even. giddump stopped

Thursday. sneezing 9 P.M. lasting 5 minutes
then hunched wringing wet after
temp: 104° 9 P.M.
antipyren. 15 grs.

11 P.M.	103°	D. & change food	
3 A.M.	102.	pleasant	10. 99.
7 A.M.	101.	3/4 P.M.	99.4 } 11. 97.8.
9 A.M.	102-2.	5 P.M.	101. } 1 P.M. 99
1 P.M.	100.	6 P.M.	102

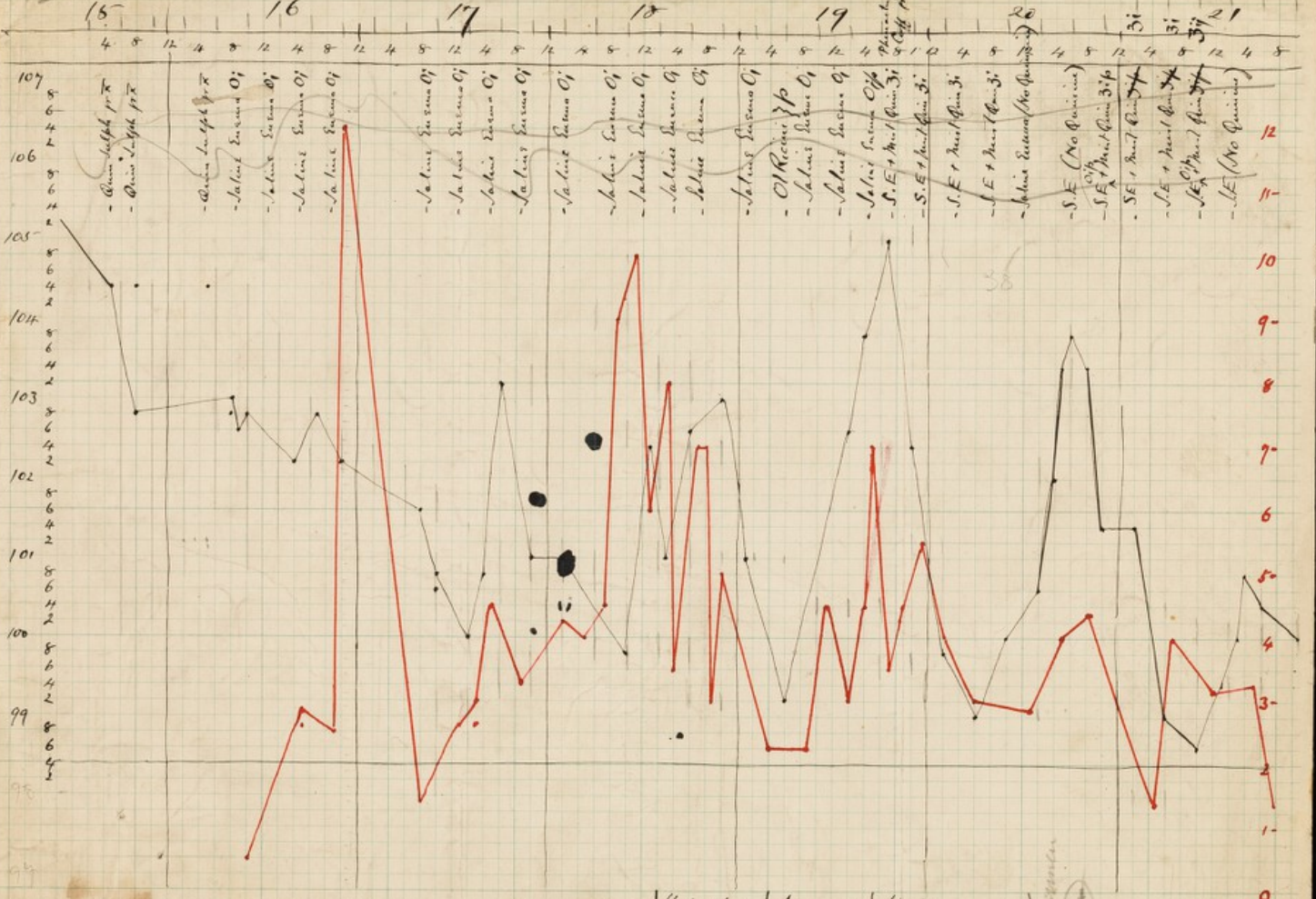
Jan 25th

Jan 26th 1890

7. 101.8.
 8.30. 102.8.
 11.30. 102.
 12. 99.
 2. 98.4.
 4:30. 102.
 6. 100.
 11. 101.

1. After. 97.
 7.30. Shivering. 103.8.
 9. 107.
 10.30. 99.
 1. pulse 100 99.4.
 full of air.
 No discharge

October 1906



Dark portly coloured urine


~~trace of~~

Urine clear & light coloured
~~to 29~~
 Albumen

Urine very dark
 Bkly. coloured

Urine becoming clear again

Urine clear
 urine still dark & portly



Urine clear

4 HOUR CHART.

DISEASE.

Name *Mr Russell*

Age

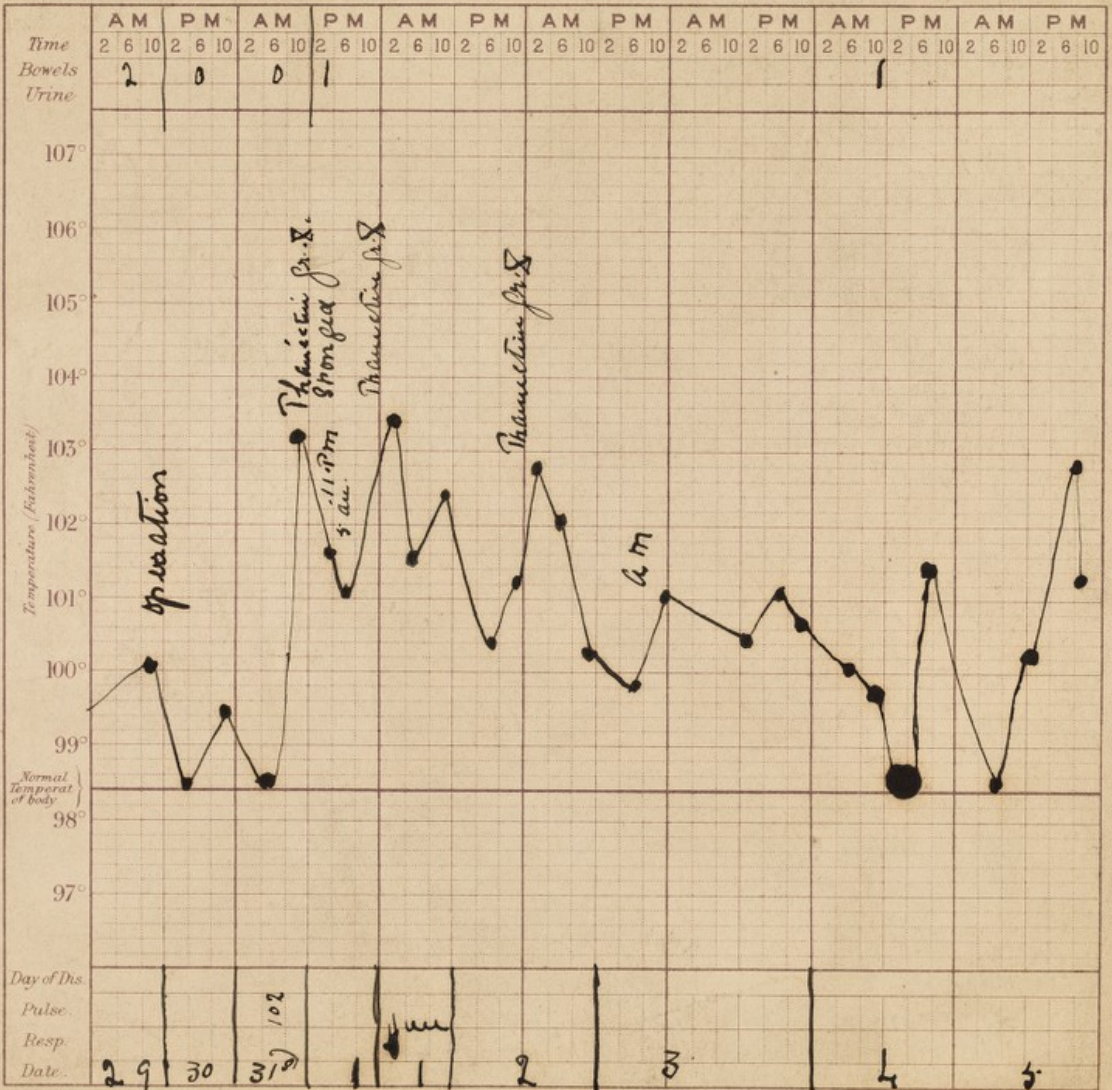
Diet

Case Book N^o

Notes of Case

Date of admission

Result



Entered at Stationers Hall.

Printed and Published by Widderspoon & Co. 7 Serle Street, Lincoln's Inn.

Goulds Clinical Chart

4 HOUR CHART.

DISEASE.

Name *Russell*

Age

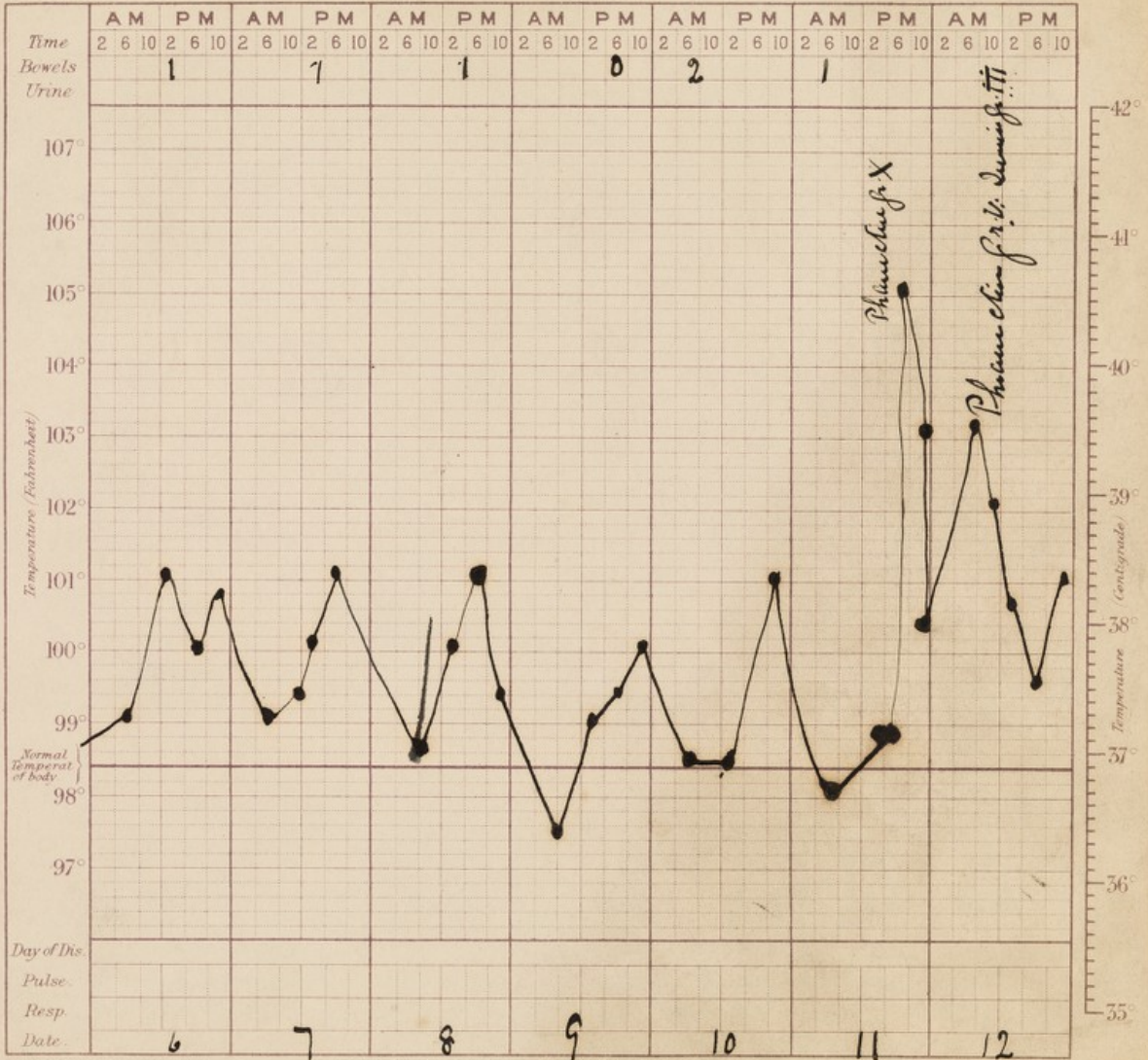
Diet

Case Book No.

Notes of Case

Date of admission

Result



Entered at Stationers Hall.

Printed and Published by Widdowson & Co. 7, Serle Street, Lincoln's Inn.

Gould's Clinical Chart.

4 HOUR CHART.

DISEASE:

Name: *Russell*

Age:

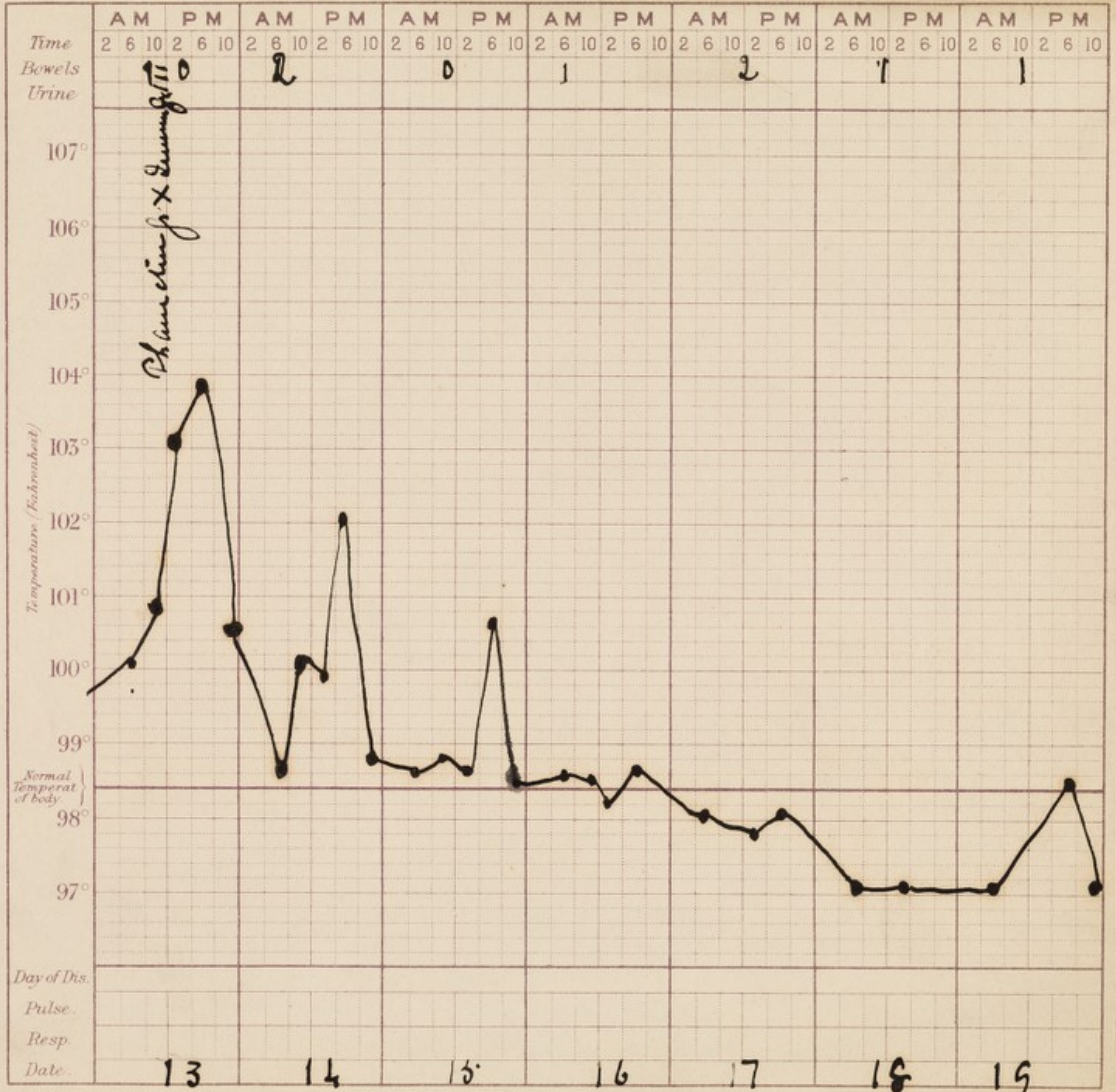
Diet:

Case Book No.:

Notes of Case:

Date of admission:

Result:



Entered at Stationers Hall.

Printed and Published by Widderspen & Co. 7 Serle Street, Lincoln's Inn.

Goulds Clinical Chart.

DISEASE.

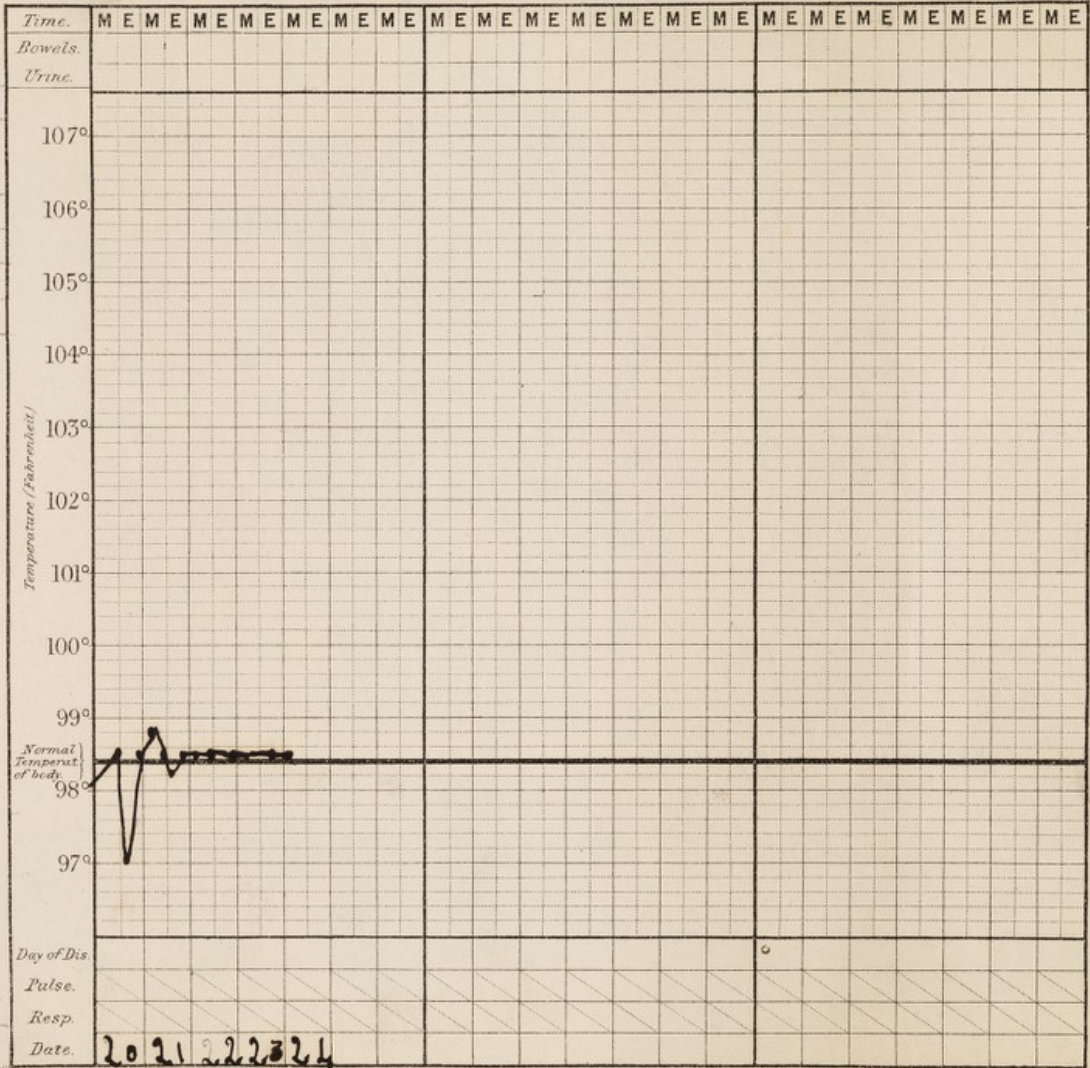
Notes of Case.

Name {

Age

Diet

Case Book N^o



Entered at Stationer's Hall.

Printed and Published by Widderspoon & Co., 7 Serle Street, Lincoln's Inn.

Gould's Clinical Chart.

Result

Day of Dis

Pulse.

Resp.

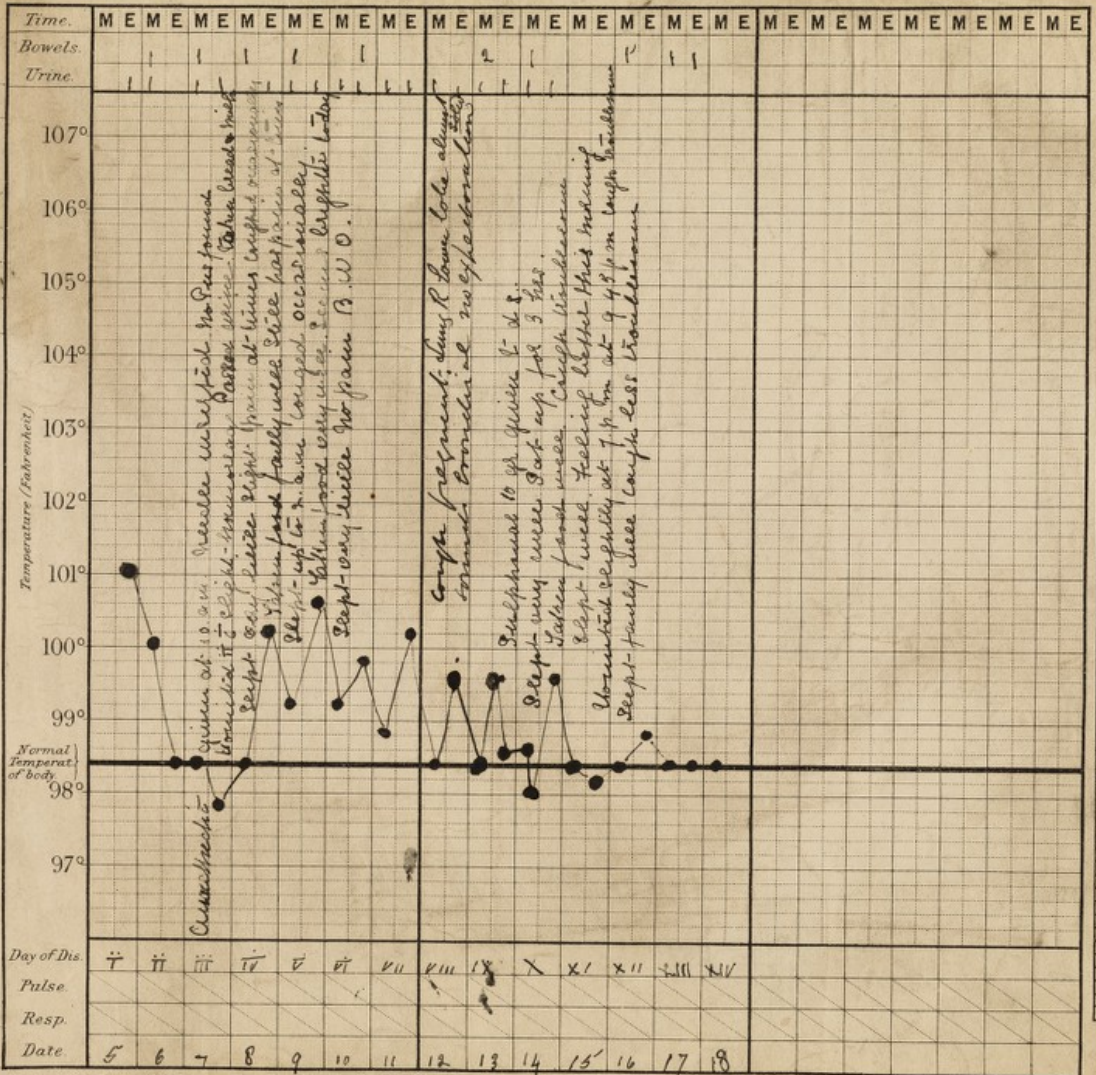
Date.

202122324

DISEASE.

Notes of Case.

Name *Mr. Weiss*
 Age
 Diet
 Case Book No. *2*



Entered at Stationer's Hall.

Printed and Published by Widderspoon & Co., 6, Gate Street, Lincoln's Inn.

Gould's Clinical Chart.

4 HOUR CHART.

DISEASE.

Name *W. Wells, Esq.*

Age

Diet

Case Book No.

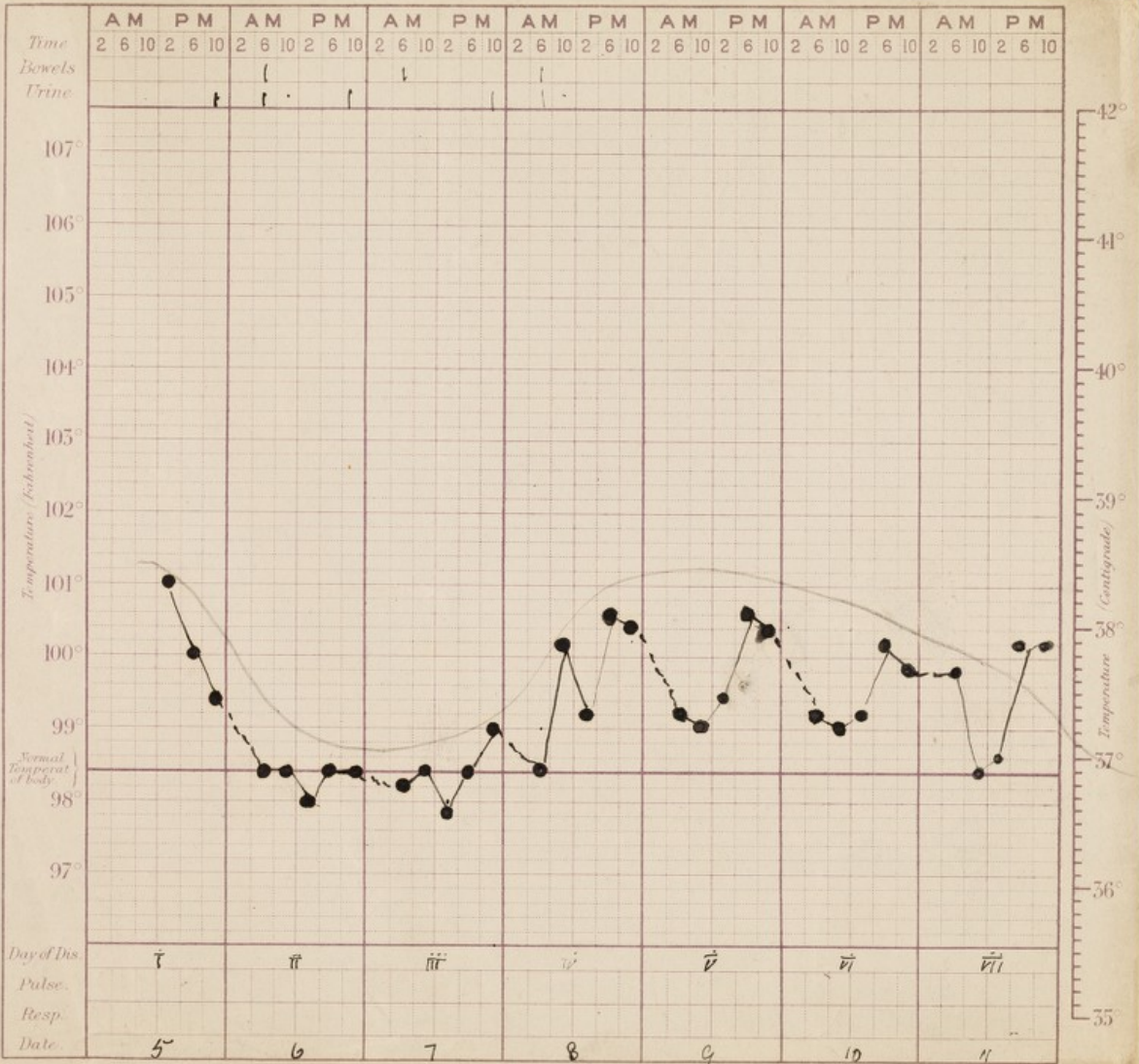
Notes of Case

7/ Anæsthetic given at 10.00. Needle inserted. No pus found.
 8/ Hot. Wet. Pack to b. d. s.
 4 Med. 4 hely. 3s.
 9/ Repeated as before
 10/ Lessened meal. Poultice to hely. Med. 6 hely.

Date of admission

December 5. 04.

Result



4 HOUR CHART.

DISEASE.

Name

Age

Diet

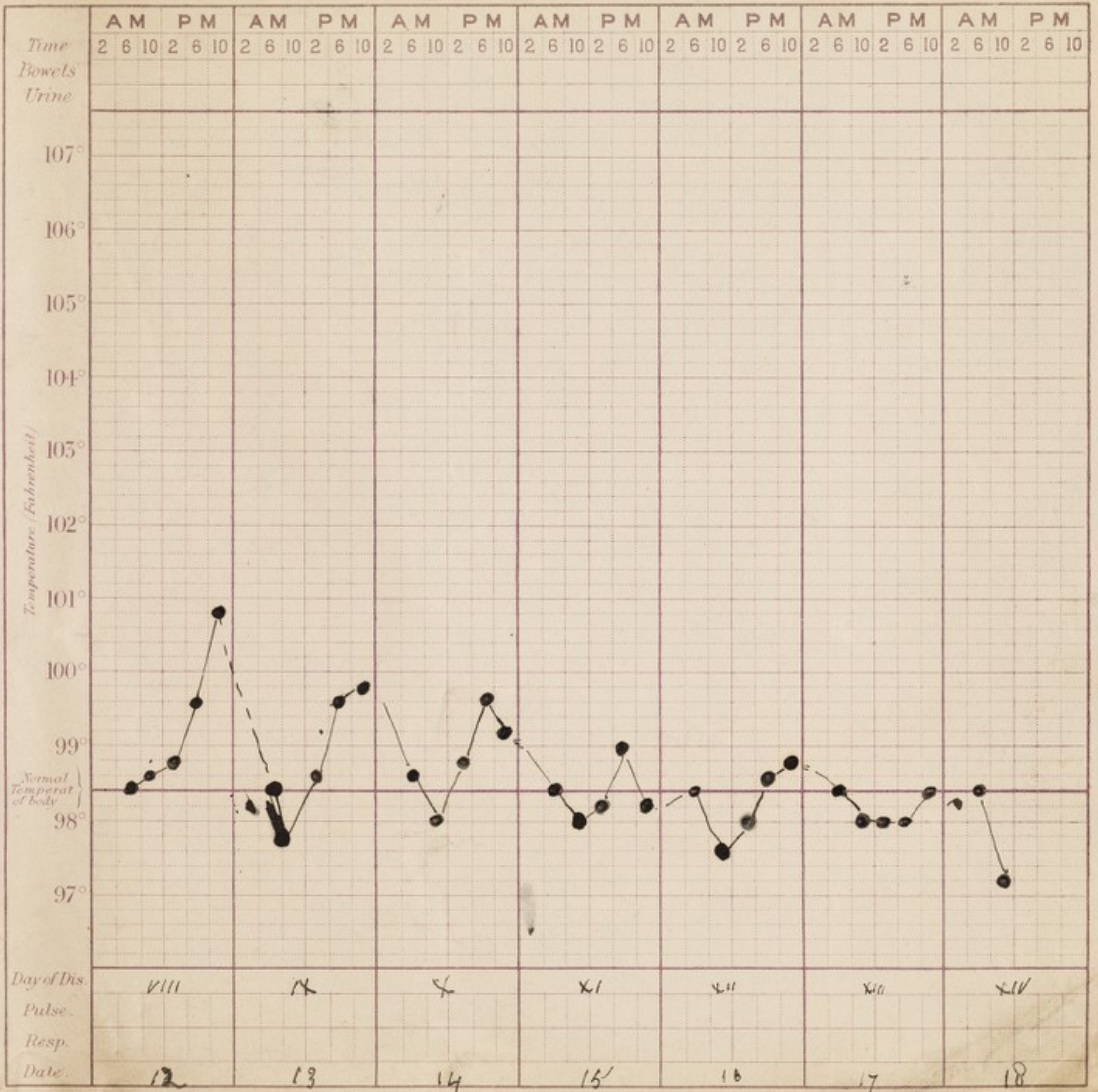
Case Book No.

Notes of Case

Date of admission

5. 11. 04

Result



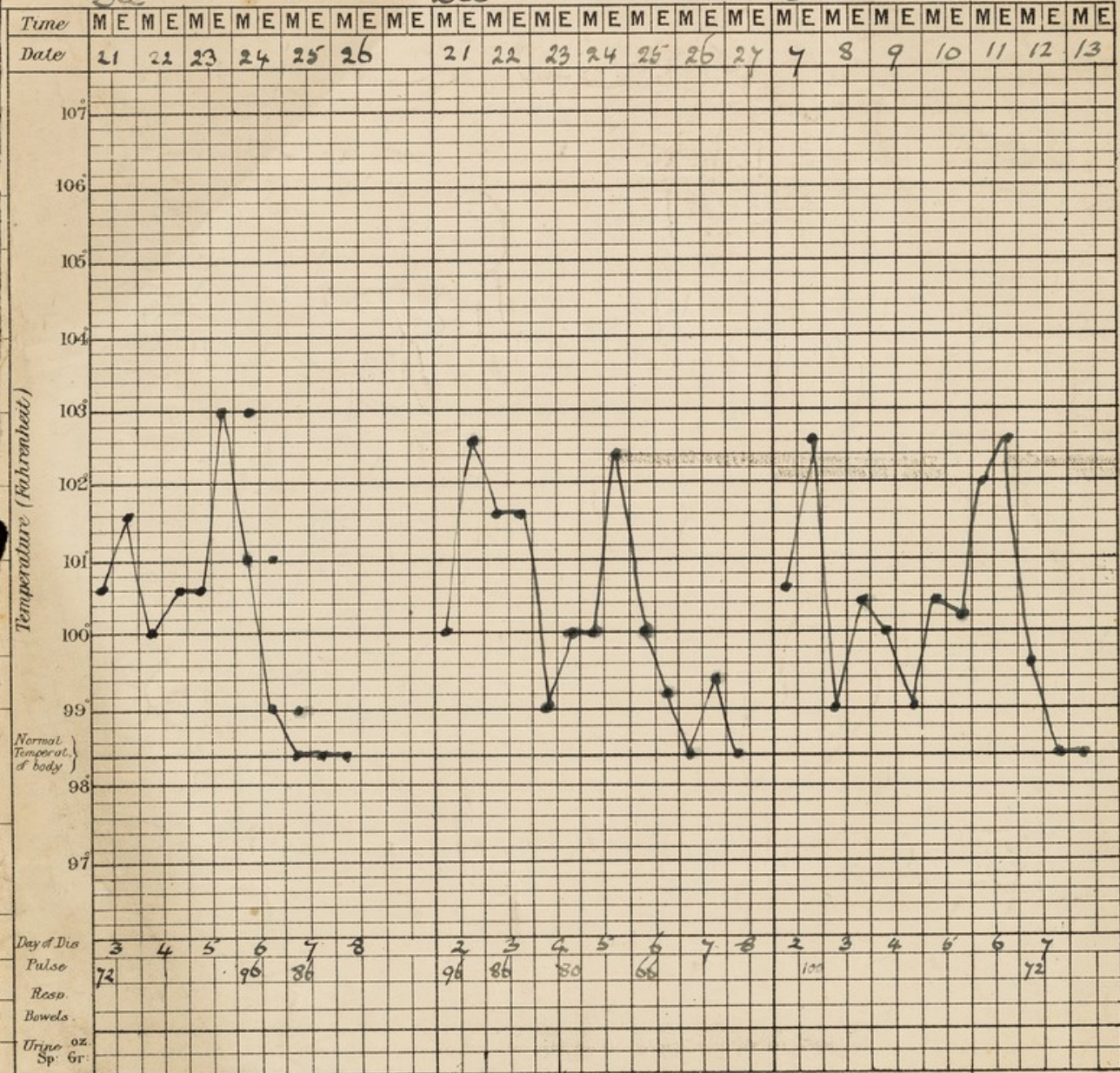
Entered at Stationers Hall.

Printed and Published by Widdows & Co. 6, Gate Street, Lincoln's Inn.

Goulds Clinical Chart.

The Saddle-back type of temperature chart.
 No quinine given
 The usual type.

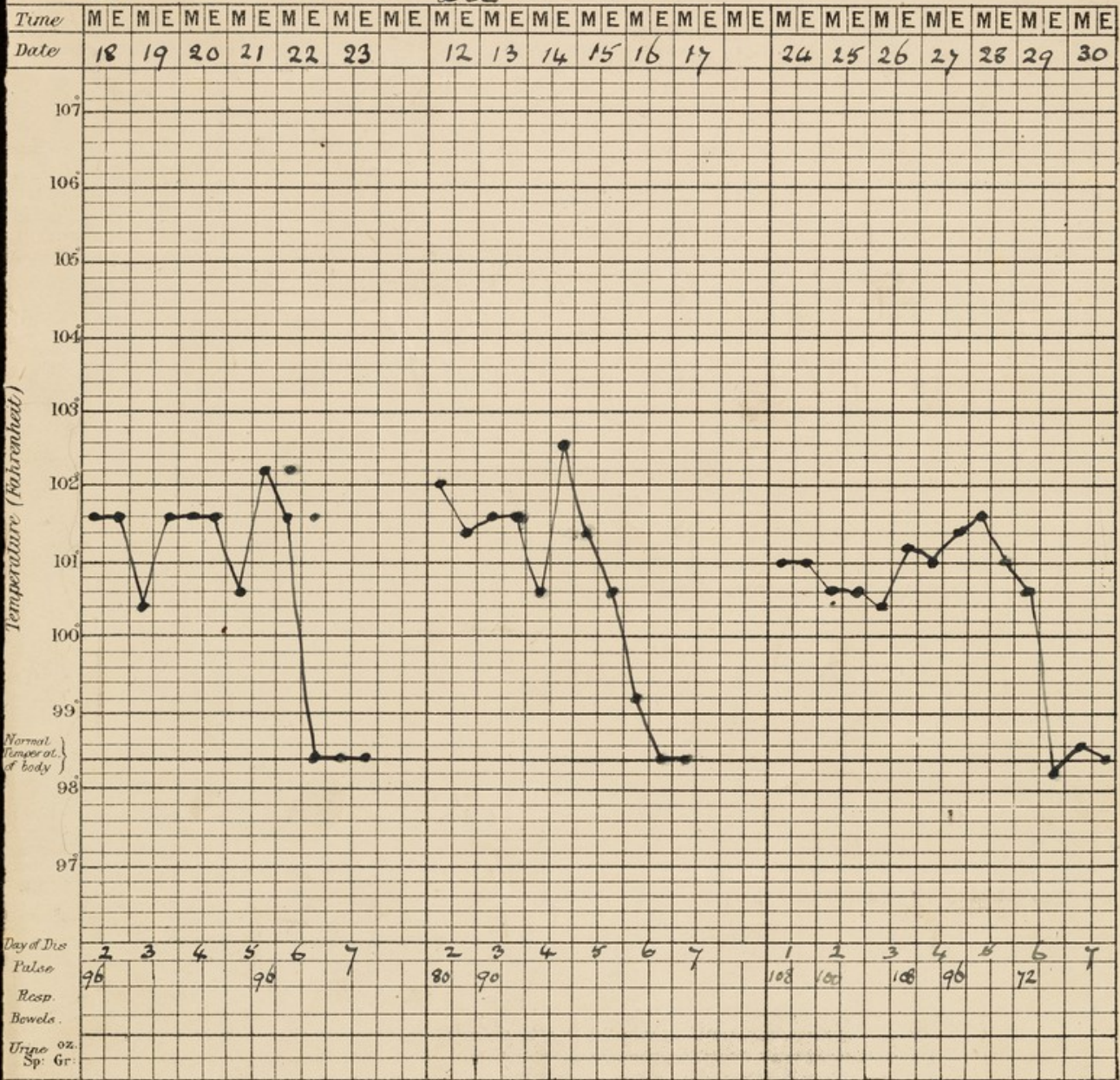
M.—No.—41—~~Dec~~ H. S. & S. A. ~~Dec~~



A
8

The far rarer more continued type of temperature chart.
no quinine given

Dec M.—No.—41—~~Dec~~ H. S. & S. A. Nov



6

6

7

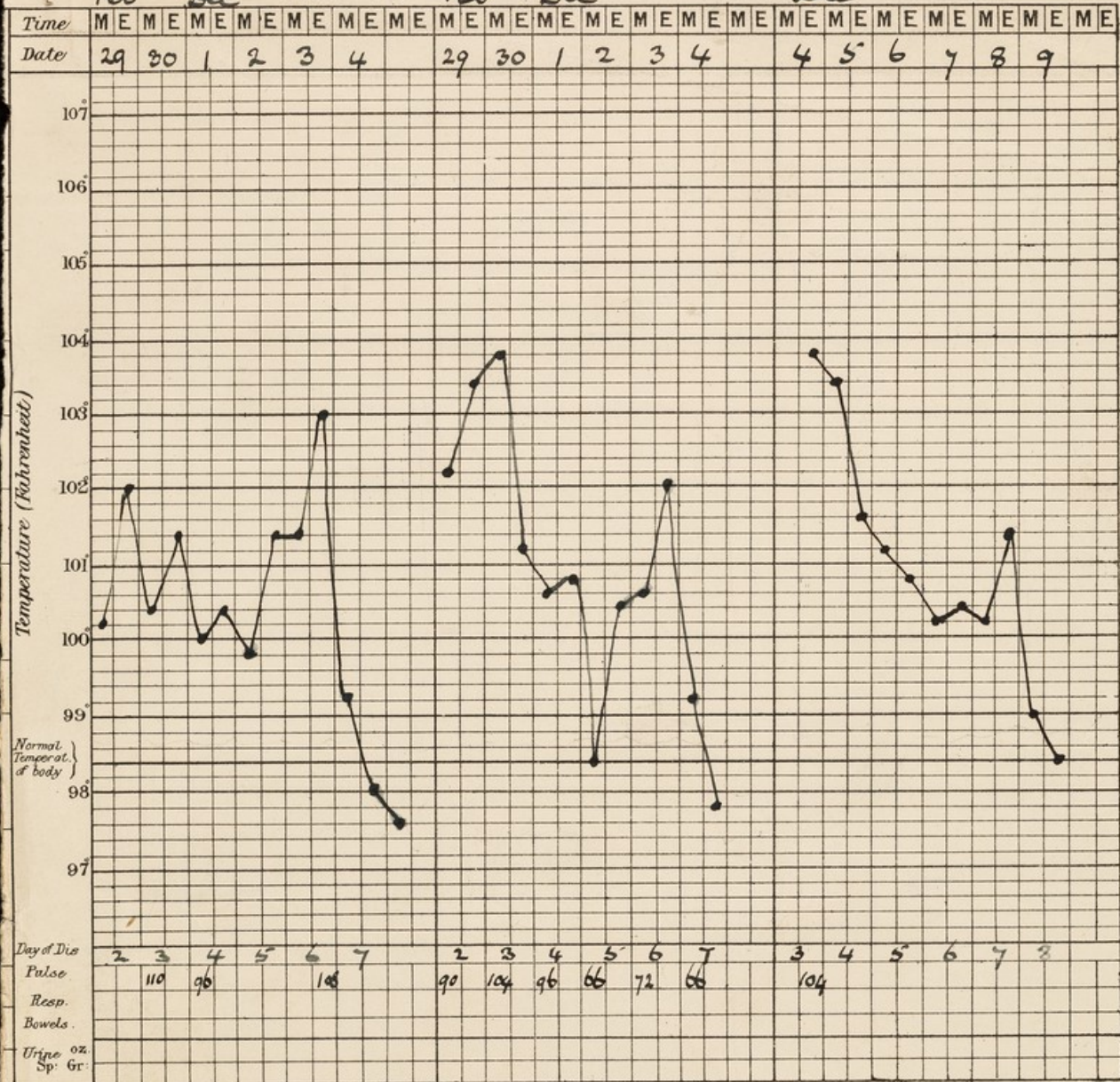
19

A

2

Some of the "Hyacinth" cases

Nov Dec M. No. 41 H. S. & S. A. No Quinine given, Dec

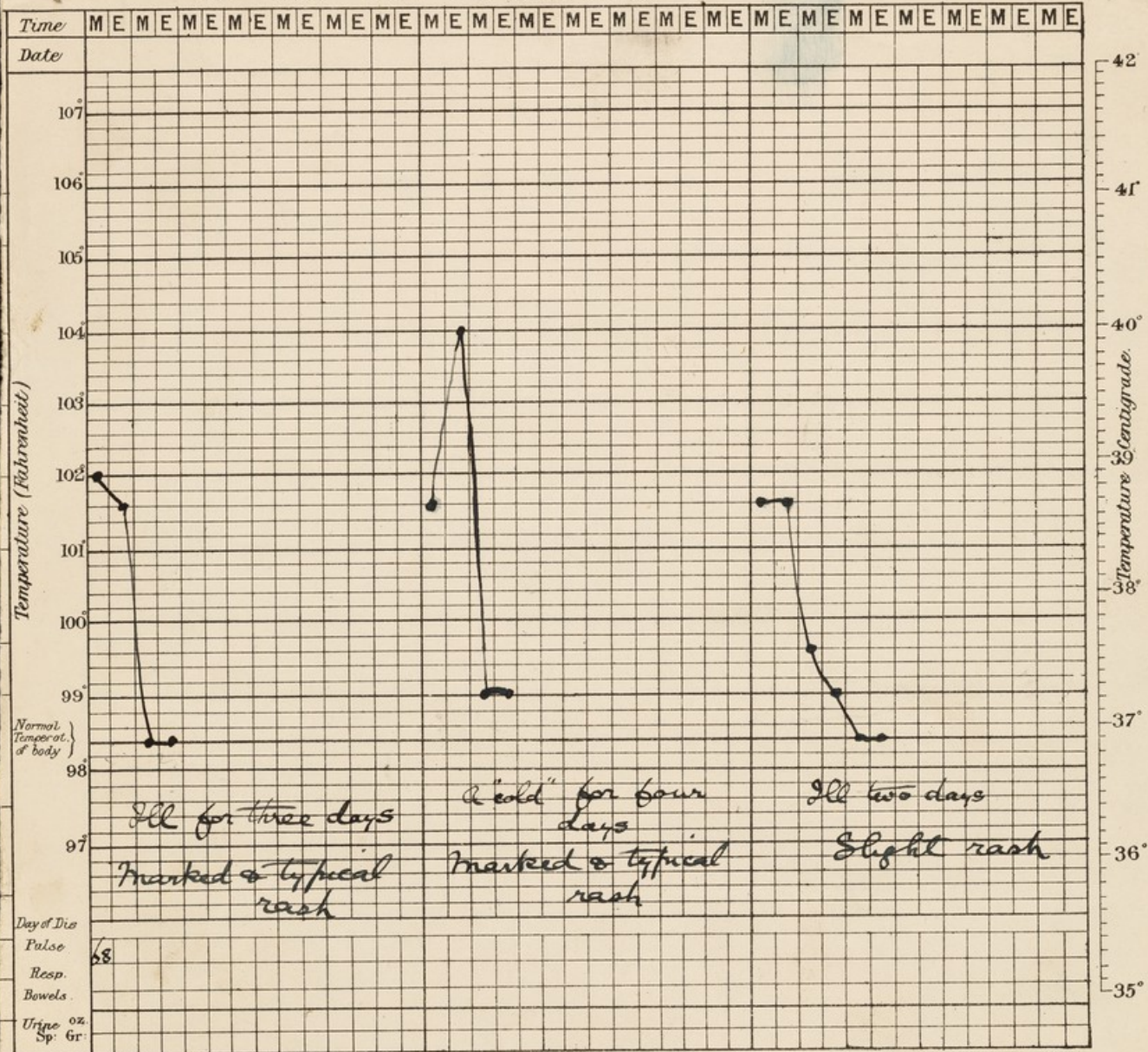


18

50

18

The rapidly galling type. Comparatively rare.
 M.—No.—41—H. S. & S. A. No genuine given



3 1/8"

B

2

4 HOUR CHART.

DISEASE.

Name *W. R. Pilmo*

Age

Diet

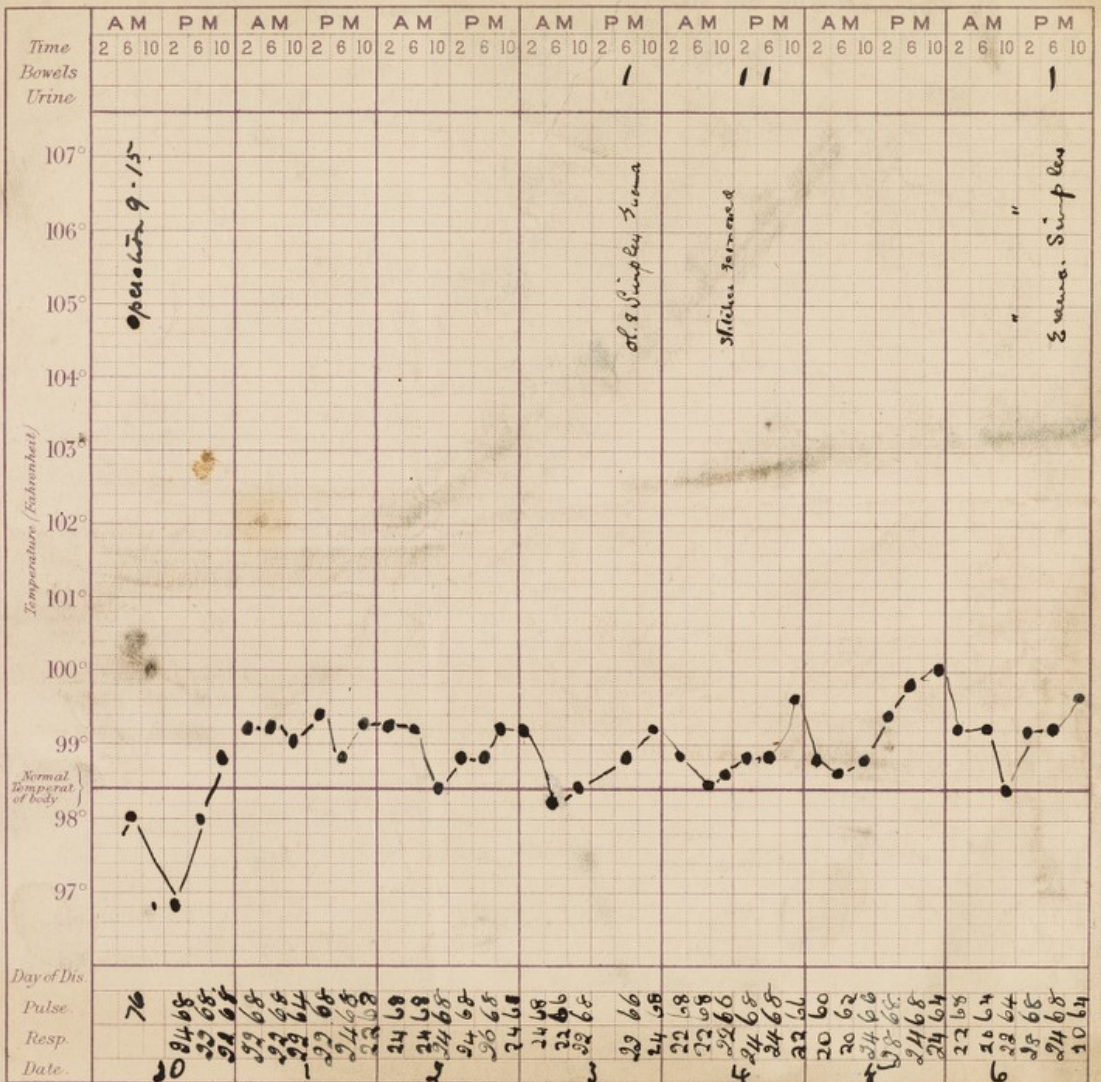
Case Book No.

Notes of Case

Date of admission

Sep 30

Result



Entered at Stationers Hall.

Printed and Published by Widderspoon & Co. 6, Gate Street, Lincoln, Inn.

Gault's Clinical Chart.

4 HOUR CHART.

DISEASE.

m

Name { Mr R.
Pike

Age

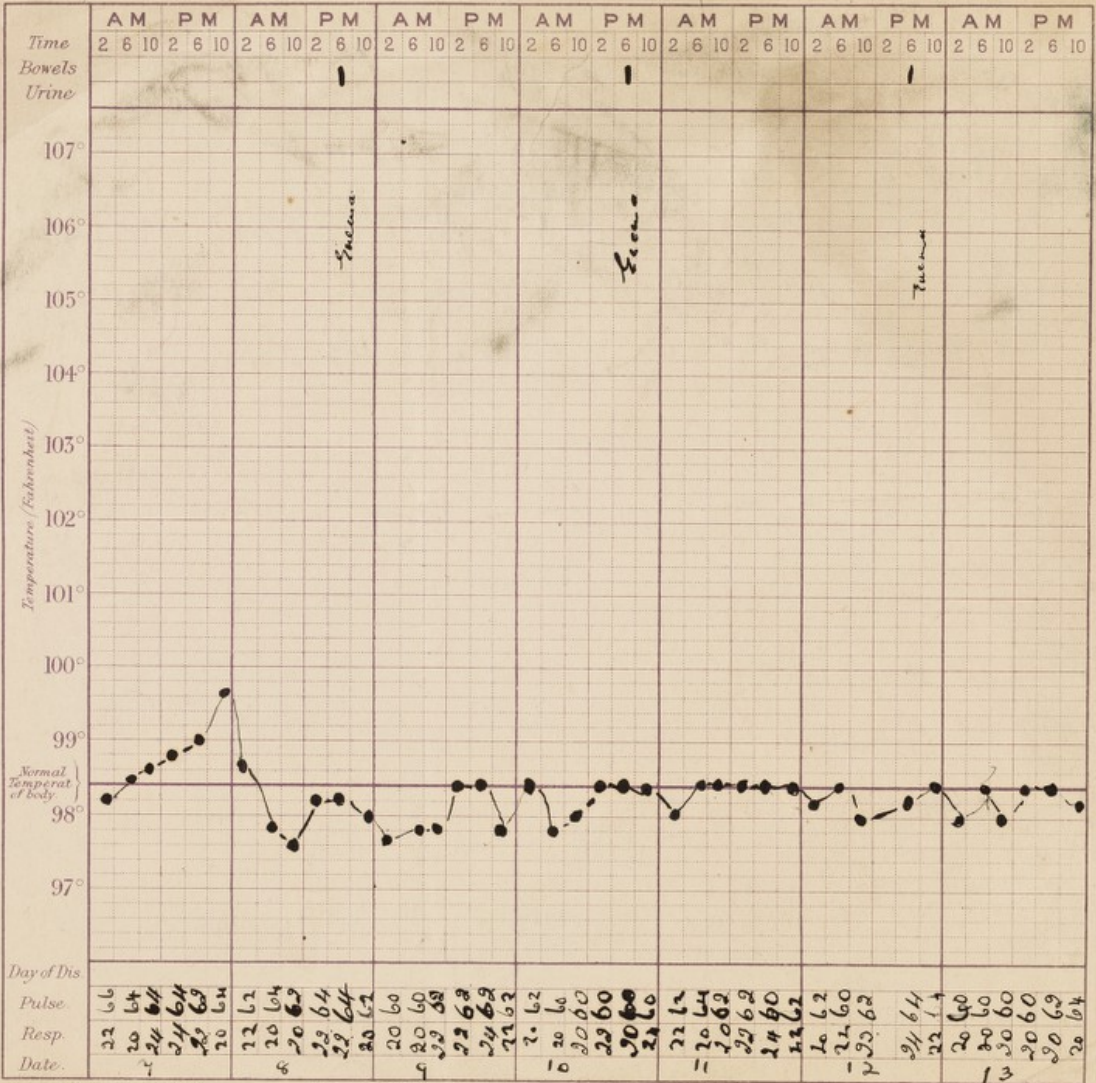
Diet

Case Book N^o

Notes of Case

Date of admission

Result



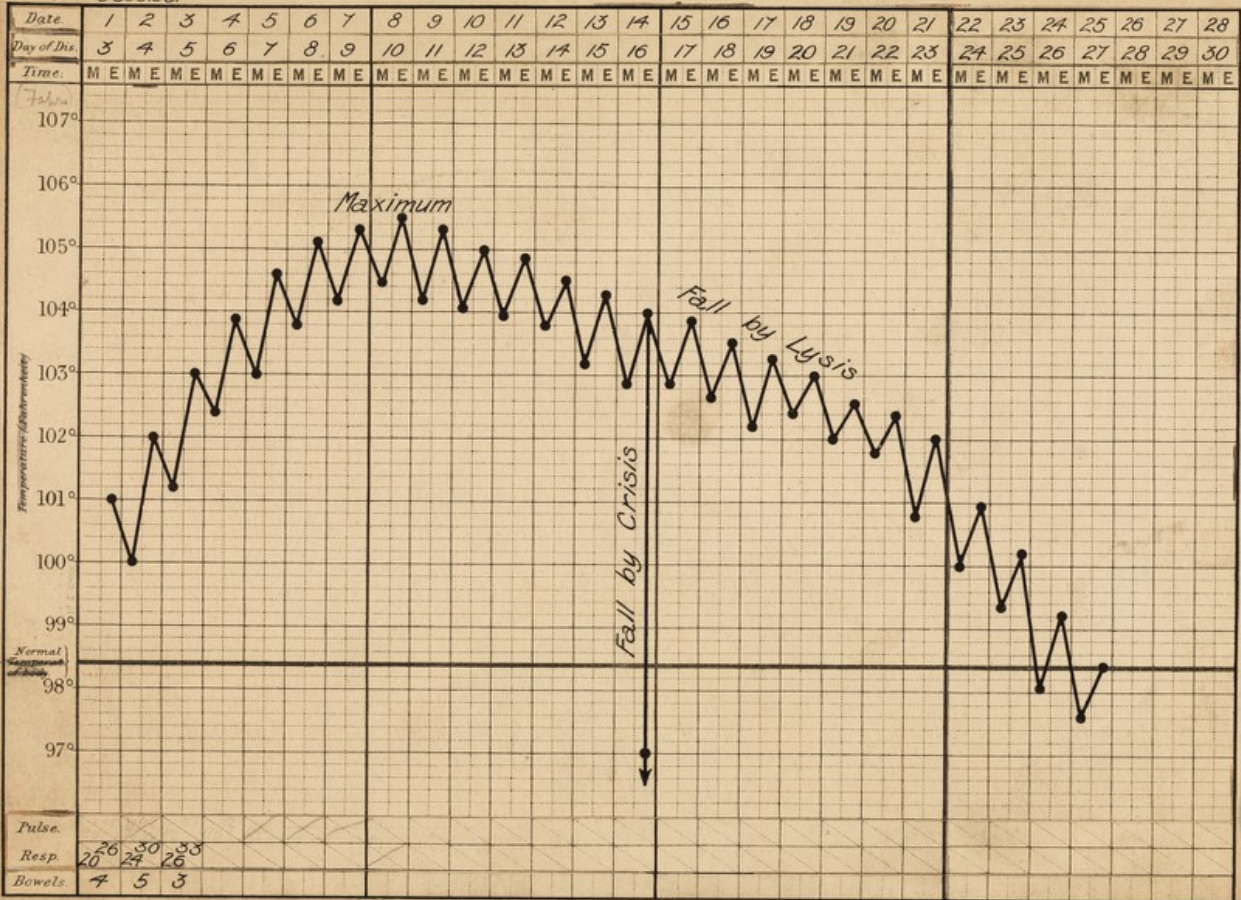
Entered at Stationers Hall.

Printed and Published by Widderspoon & Co. 6, Gate Street, Lincoln's Inn.

Gould's Clinical Chart.

Name: A. B.

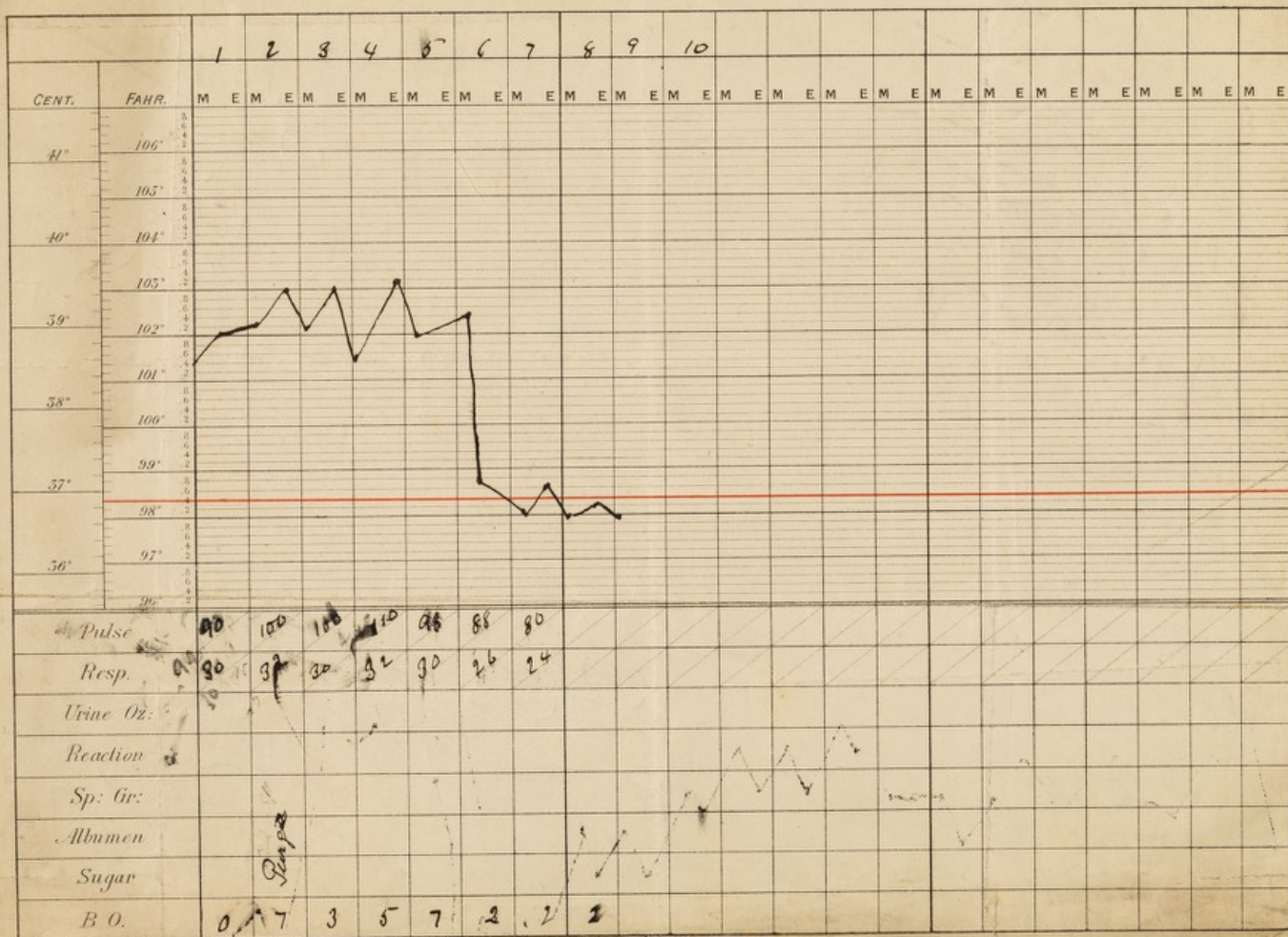
month - October



984

TEMPERATURE CHART

Name *of a case of Dengue when the epidemic was in the beginning.*
 Age _____ Disease _____ Result _____



By John Sample 11/18
Wm. Sample
John Sample

11/18

11/18

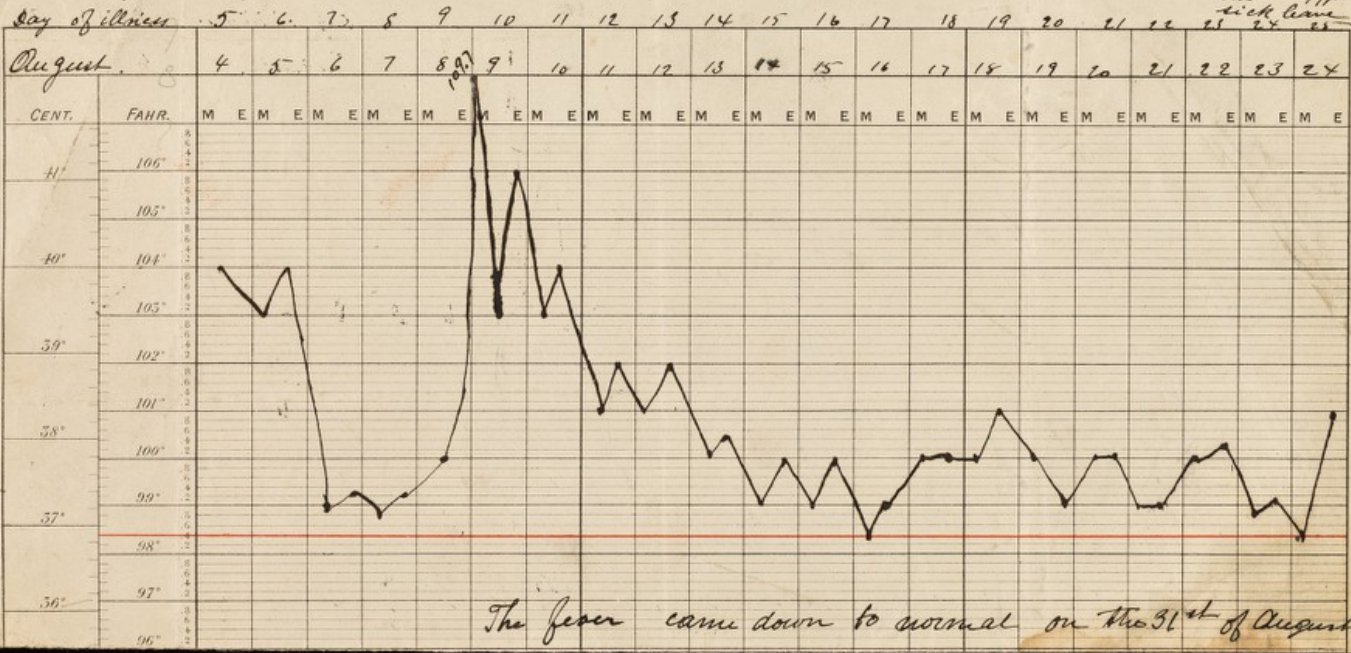
11/18

11/18

11/18

TEMPERATURE CHART

Yusuf Mah güt Ali (Seldin Railway) Age 26 years Disease Dengue Fever & Hyperpyr. Result Cured & was sent to Egypt on sick leave.

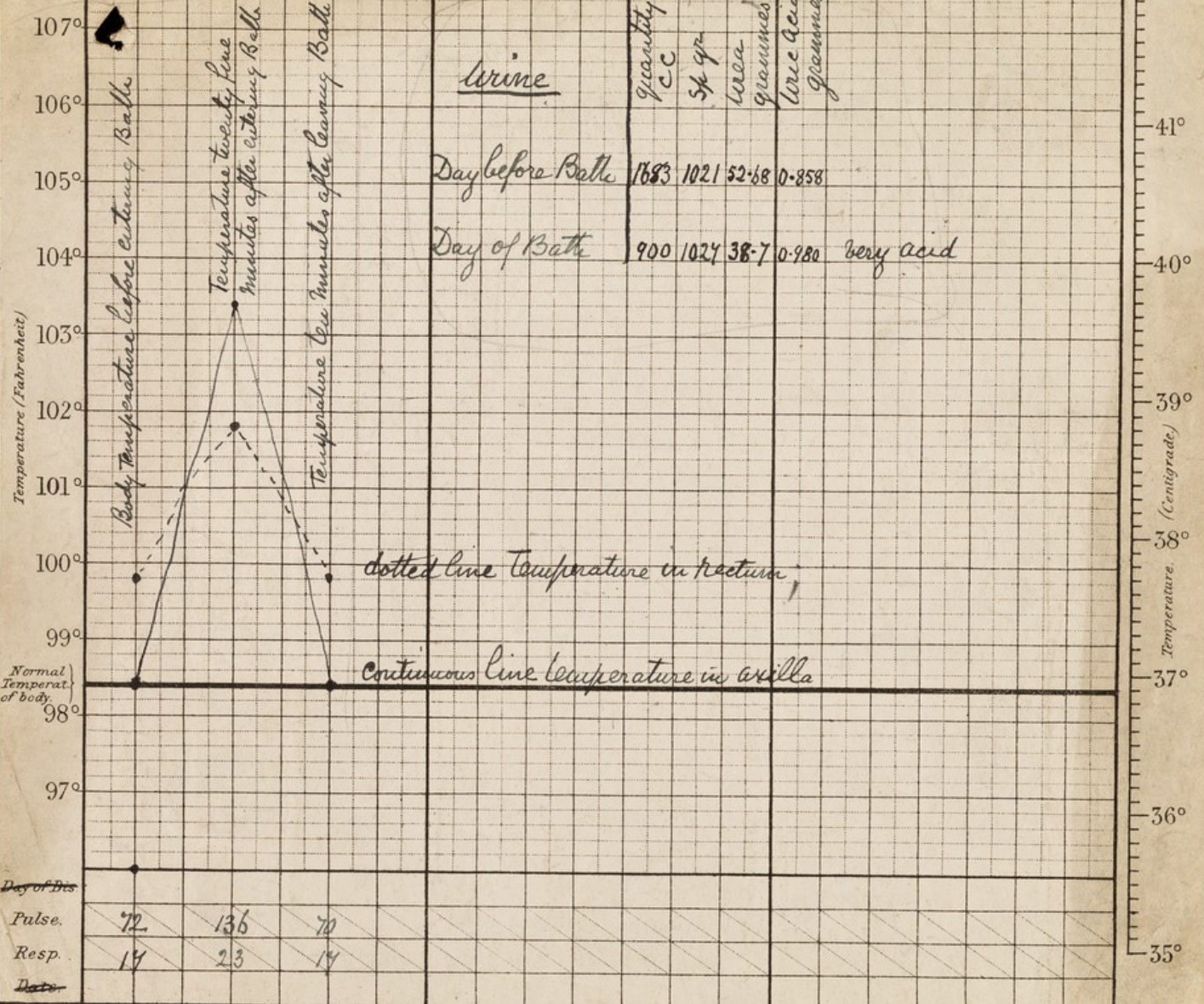


The fever came down to normal on the 31st of August.

Handwritten text in Devanagari script, including the name "By. Sellar Saigal, M.A." and other illegible words.

Diagrams
Urine

Effects of exposure to a Saturated atmosphere of C 45° (F 113°) in a Russian vapour Bath



① between pp 2 + 3 m/s

M. T. N.

Consideration of [unclear]

OK

J. Linnell

202

218



Bartholomew
T. G. Meppen

J. T. M. here.

DODWELL & Co. Ltd.

HEAD OFFICE:-

DOCK HOUSE, BILLITER ST, LONDON, E.C.

BRANCHES:-

HONG KONG.

SHANGHAI & HANKOW:- CHINA.

YOKOHAMA & KOBE:- JAPAN.

TACOMA SEATTLE & PORTLAND:- U.S.A.

VICTORIA & VANCOUVER:- B.C.

CODES USED.

SCOTTS 1856 & 1885 EDITIONS.

A.S.C. 4TH EDITION. A.I. 1888 EDITION.

WATKINS 1884 EDITION. WESTERN UNION CODE.

ENGINEERING TELEGRAPH CODE.

AGERS 100,000 WORDS. OFFICIAL VOCABULARY.

PRIVATE CODES, D. & C^Y. LTD.

TELEGRAPHIC ADDRESS, "CELTICISM, LONDON."
TELEPHONE NO 1418, AVENUE.

Dock House, Billiter Street.

L O N D O N, E. C.

26th March, 1900.

James Cantlie, Esq., M.B.,

46, Devonshire Street, Portland Place, W.

Dear Sir,

Will you please examine the bearer, Mr Geo: M. Smith, as to his physical fitness to proceed abroad in our service, and send your usual report, by him if possible.

We are, Dear Sir,

Yours Faithfully,

For DODWELL & CO., LTD.,

Geo. B. Dodwell

C h a i r m a n.

DODWELL & CO LTD
HEAD OFFICE:-

DOCK HOUSE, BILLITER ST, LONDON, E.C.

BRANCHES:-
HONG KONG.
SHANGHAI & HANKOW - CHINA.
YOKOHAMA & KOBE - JAPAN.
TACOMA SEATTLE & PORTLAND - USA.
VICTORIA & VANCOUVER - B.C.

CODES USED.
SCOTTS 1896 & 1885 EDITIONS.
A.B.C. 4TH EDITION. A.J. 1888 EDITION.
WATKINS 1884 EDITION. WESTERN UNION CODE.
ENGINEERING TELEGRAPH CODE.
AGERS 100,000 WORDS. OFFICIAL VOCABULARY.
PRIVATE CODES, D. & CO. LTD.

TELEGRAPHIC ADDRESS, "CELTICISM, LONDON."
TELEPHONE NO 1418, AVENUE.

Dock House, Billiter Street.

LONDON, E. C.

23rd April, 1900.

Part

James Cantlie, Esq., M.B.,
46, Devonshire Street, W.

Dear Sir,

Will you please examine the Bearer, Mr J.G.S.Gausden, as to his physical suitability for residence in the Far East, and let us have your report at your early convenience.

We are, Dear Sir,

Yours Faithfully,

For DODWELL & CO., LTD.,

Geo. B. Dodwell

Chairman.

*Age 21. Height 5.5 1/2 W. 9.13 1/2 with clothes
Chest 31 1/2 - 33 1/2. cycloid. organs
Sound. Heart not affected. F.A. N.G. No 270 mfg
2 Died 5 minutes
He is a prize cycloid - one of the fastest
in the Kingdom. did 100 miles fastest time
crystal pulsed*

DODWELL & CO. LTD.
HEAD OFFICE:-

DOCK HOUSE, BILLITER ST., LONDON, E.C.

BRANCHES:-

HONG KONG.
SHANGHAI & HANKOW:- CHINA.
YOKOHAMA & KOBE:- JAPAN.
TACOMA SEATTLE & PORTLAND:- U.S.A.
VICTORIA & VANCOUVER:- B.C.

CODES USED.

SCOTTS 1896 & 1885 EDITIONS.
A.B.C. 4TH EDITION. A.I. 1888 EDITION.
WATKINS 1864 EDITION. WESTERN UNION CODE.
ENGINEERING TELEGRAPH CODE.
AGERS 100,000 WORDS. OFFICIAL VOCABULARY.
PRIVATE CODES, D. & CO. LTD.

TELEGRAPHIC ADDRESS, "CELTICISM, LONDON."
TELEPHONE NO 1413, AVENUE.

3.

Dock House, Billiter Street.

LONDON, E. C.

23rd April, 1900.

James Cantlie, Esq.,

46, Devonshire Street, Portland Place, W.

Dear Sir,

Will you please examine the Bearer, Mr David Steel, as to his physical fitness to proceed abroad to the Far East, and let us have the report at your early convenience.

Yours Faithfully,

For DODWELL & CO., LTD.,

Geo. B. Dodwell

Chairman.

22. no serious illness
inflammation of bowels. ^{8 years} 5.7. Heart
sound. W 5.4½ Chest 29.31.
Water heavy in mucus.
Teeth fair. Complexion delicate
F.d. Height M. 15.2. S.3 | 13. Caline *10th Dec 1900*

TELEGRAPHIC ADDRESS:
"CELTICISM, LONDON."
TELEPHONE No. 1418 AVENUE.

Memorandum.

4.

From

DODWELL & CO., LIMITED,
Dock House,
Billiter Street, E.C.,

LONDON,

26 April 1900

To

Messrs. James Cantlie Esq. M.B.
46 Devonshire Street W

Dear Sir Please send us report at early convenience regarding bearer's (Mr. H. B. Batty) fitness to live in Far East

Yours faithfully
Geo. B. Dodwell

H. 5-3 $\frac{1}{2}$. Chest. M. 34-36 $\frac{1}{2}$. W. 10 $\frac{1}{2}$ 1 lb.

Renin Depoo 12 minutes. Urine sound than a watery fluid on percussing the stomach urine 2 a haze of albumen. Passed a fit Organ sound

TELEGRAPHIC ADDRESS:
"CELTICISM, LONDON."
TELEPHONE No. 1418 AVENUE.

Memorandum.

5

From
DODWELL & CO., LIMITED,
Dock House,
Billiter Street, E.C.,
LONDON, *2 May 1900*

To
Messrs *Jas. Cambie Esq M.B.*
46 Devonshire Street W

Dear Sir Please examine Report Mr. S. R. Briggs &
send report to us as usual as to his physical
fitness to proceed to China.

Yours faithfully
Dodwell & Co Limited
J. Geo. B. Dodwell

*19. Born in London. 6 B. (3 older) no sisters. none died
no illnesses. 5' 4. height. 8. 8 weight. Chest 24. 31 1/2
Squith. Hair wavy - all over with fleeculent
material. Limbs on fair. Some - Stupid. Not hazed.*

DODWELL & CO. LTD.

HEAD OFFICE:-

DOCK HOUSE, BILLITER ST., LONDON, E.C.

BRANCHES:-

HONG KONG.

SHANGHAI & HANKOW:- CHINA.

YOKOHAMA & KOBE:- JAPAN.

TACOMA, SEATTLE & PORTLAND:- U.S.A.

VICTORIA & VANCOUVER:- B.C.

CODES USED.

SCOTTS 1896 & 1885 EDITIONS.

A.B.C. 4th EDITION. A.L. 1888 EDITION.

WATKINS 1884 EDITION, PREMIER.

ENGINEERING TELEGRAPH CODE.

LIEBERS.

AGERS 100000 WORDS, OFFICIAL VOCABULARY.

PRIVATE CODES, D & CO. LTD.

TELEGRAPHIC ADDRESS, "CELTICISM, LONDON."

TELEPHONE NO 1418, AVENUE.

LONDON, 2nd May, 1900.

James Cantlie, Esq., M.B.,

46, Devonshire Street, Portland Place, W.

Dear Sir,

The Bearer of this letter is Mr Stanley H. Dodwell, who has been with us here for the past three years, and whom we are now desirous of sending to the Far East; Will you kindly make the usual examination as regards his physical fitness, sending us your report per Mr Dodwell.

We are, Dear Sir,

Yours Faithfully,

For DODWELL & CO., LTD.,

Geo. D. Dodwell

Chairman.

22. H. D. ~~1/4~~. Chest. No. 34. 36. W. 8th 11th.
H. D. ~~1/4~~ owned. Pectis food. only me & the

DODWELL & CO. LTD.
HEAD OFFICE:-

DOCK HOUSE, BILLITER ST., LONDON, E.C.

BRANCHES:-
HONG KONG.
SHANGHAI & HANKOW:- CHINA.
YOKOHAMA & KOBE:- JAPAN.
TACOMA, SEATTLE & PORTLAND:- USA.
VICTORIA & VANCOUVER:- B.C.

CODES USED.
SCOTTS 1896 & 1885 EDITIONS.
A.B.C. 47th EDITION. A.I. 1888 EDITION.
WATKINS 1884 EDITION, PREMIER.
ENGINEERING TELEGRAPH CODE.
LIEBERS.
AGERS 100,000 WORDS, OFFICIAL VOCABULARY.
PRIVATE CODES, D & CO. LTD.

TELEGRAPHIC ADDRESS, "CELTICISM, LONDON."
TELEPHONE NO 1418, AVENUE.

L O N D O N, 14th June, 1900.

Age 20.
Age 31. 33
Height 5. 4.
Weight 8. 10 1/2
Myopia - key.
No varicose veins.
Teeth

James Cantlie, Esq., M.B.,

46, Devonshire Street, Portland Place, W.

Dear Sir,

The Bearer of this letter is Mr J.W. Burtwell, whom we are thinking of sending out to the Far East to join our Staff there. We shall be glad if you will kindly examine him, and send us your usual report, through him if possible. X

Mr Burtwell is leaving this evening for Antwerp, and we therefore telegraphed you this morning, asking what time would be convenient for you to see him.

We are, Dear Sir,

Yours Faithfully,

For DODWELL & CO., LTD.,

Geo. B. Dodwell
Chairman.

X by early post please
as Mr. B. won't be able
to see us again tonight
after visiting you

TELEPHONE
No 2877 WESTERN.



23rd June 1908.

7, LAUNCESTON PLACE,
KENSINGTON. W.

Dear Mr. Cantlie,

The beaver, B.R. Vallius,
is our shop poster.

He has had a fall
& injured his shoulder.

If you are disengaged,
would you be so kind as
to see what is wrong with
it? Hoping you are very
well, yours sincerely,
Auckland