

## **Volunteer Regiments and Secretaries of the Volunteer Medical Association: location maps**

### **Publication/Creation**

Late 19th century-early 20th century

### **Persistent URL**

<https://wellcomecollection.org/works/atk296b3>

### **License and attribution**

Conditions of use: it is possible this item is protected by copyright and/or related rights. You are free to use this item in any way that is permitted by the copyright and related rights legislation that applies to your use. For other uses you need to obtain permission from the rights-holder(s).



Wellcome Collection  
183 Euston Road  
London NW1 2BE UK  
T +44 (0)20 7611 8722  
E [library@wellcomecollection.org](mailto:library@wellcomecollection.org)  
<https://wellcomecollection.org>

From the piece  
water outside  
cover

The barrel being  
at the back  
in March is at College  
night be out



VOLUNTEER MEDICAL STAFF CORPS - MARCHING ORDER.



VOLUNTEER MEDICAL STAFF CORPS - MARCHING ORDER.

MS. 6939

L33023

Name.

Age.

Address.

Disease.

Vol. and  
Page.

"From the Right" four paces "extend"

The Right detachment stands fast  
all the others turn to the left & ~~off~~ march  
When they have marched 4 paces the  
N<sup>o</sup> I Beavers of N<sup>o</sup> II Detachment touches  
the N<sup>o</sup> I Beaver of N<sup>o</sup> III Detachment, <sup>on shoulder</sup> & halts  
all the Beavers of the N<sup>o</sup> II Detachment turning  
to the front. After being touched ~~N<sup>o</sup> I~~ N<sup>o</sup> III  
Detachment <sup>continue the</sup> march ~~to pass~~ when N<sup>o</sup> I Beaver  
N<sup>o</sup> III Detachment touches N<sup>o</sup> I Beaver N<sup>o</sup> IV  
Detachment on shoulder & halts. All the  
Beavers of N<sup>o</sup> III Detachment turning to the front  
after being touched, <sup>Beavers of</sup> N<sup>o</sup> IV Detachment  
take 4 paces, & halt & ~~then~~ turn to the  
front.

"By the centre" "advance"








Call N<sup>o</sup> III centre detachment the whole advance  
in line keeping 4 paces apart.





- H<sup>d</sup> Q<sup>r</sup> of Mil. Distr. Command (N.B.) where the Chief Sec. V.M. Assn. resides
  - H<sup>d</sup> Q<sup>r</sup> of the Reg. Distr. or near where the Hon. Sec. V.M. Assn. for that Distr. resides
  - H<sup>d</sup> Q<sup>r</sup> of Volunteer Regts.
  - Artillery
  - Engineers
  - Yeomanry
  - Mounted
- The colored area around any one Regt. represents the Distr. and in that term



- 
 H<sup>d</sup> Q<sup>rs</sup> of Military District Command. (North British) where the Chief Secretary V.M. Assn. resides
- 
 H<sup>d</sup> Q<sup>rs</sup> of the Regimental District at or near where the Hon. Sec. V.M. Assn. for that district resides
- 
 H<sup>d</sup> Q<sup>rs</sup> of Volunteer Regiments where letters sent will be forwarded
- 
 Mounted Rifle Volunteers H<sup>d</sup> Q<sup>rs</sup>
- 
 Engineer Volunteers H<sup>d</sup> Q<sup>rs</sup>
- 
 Yeomanry Volunteers H<sup>d</sup> Q<sup>rs</sup>
- 
 Artillery Volunteers H<sup>d</sup> Q<sup>rs</sup>
- 
 The coloured area around any one represents the district included in that command.
- 
 Rifle Volunteers





- ◆ H<sup>o</sup> Q<sup>r</sup> of Military District Command (North British) where the Chief Secretary V.M. Assn resides
- H<sup>o</sup> Q<sup>r</sup> of the Regimental District at or near where the Hon. Sec. of V.M. Assn. for that district resides
- H<sup>o</sup> Q<sup>r</sup> of Volunteer Regiments where letters and will be forwarded.
- ..... Mounted Rifle Volunteers or Light Horse HQs
- Engineer Volunteers HQs
- ..... Yeomanry Volunteers HQs
- Artillery Volunteers HQs
- The coloured area around any one represents the districts included in that command.
- Rifle Clubs etc

2/10 3  
3  
7  
6  
6  
3  









---

47

aye  
Hammer  
Berwick  
Edinburgh  
slits  
neck  
above  
just  
under

000



-  H<sup>o</sup> Q<sup>o</sup> of Military District Command (North British) where the Chief Secretary V.M. Ass. resides
-  H<sup>o</sup> Q<sup>o</sup> of the Regimental District at or near where the Hon. Sec. V.M. Ass. for that district resides
-  H<sup>o</sup> Q<sup>o</sup> of Volunteer Regiments where letters sent will be forwarded.
-  Mounted Rifle Volunteers - H<sup>o</sup> Q<sup>o</sup>
-  Engineer Volunteers - H<sup>o</sup> Q<sup>o</sup>
-  Yeomanry ~~Reserve~~ - H<sup>o</sup> Q<sup>o</sup>
-  Artillery Volunteers - H<sup>o</sup> Q<sup>o</sup>
-  The coloured area around any one red spot represents the district included in that Command



X HQ of military District Command (North British) where Chief Secretary V.M. ass. resides.

● HQ of the Regimental District where the Secy of V.M. ass. for that District resides.

● head quarters of Volunteer Regiments where all letters sent will be forwarded.

The colour area around anyone

..... wounded rifle Volunteers ----- Engineer Vol.  
 R.V. artillery HQ or when independent of Rifle Reg. are treated with white line below  
 as being Volunteers  
 ● represents the district included in that command



Arrah now! it isn't  
the Gramprans  
with  
The Head Quarters  
of the  
Grimps this  
I'm after



Engineer Volunteers

1. (26+71)  
1. (I)  
1. (25)  
2 Total

V. Submarine Mines

Division 1. (I)  
1. (42)  
2 Total

V. Medical Staff Corps

Company 1. (I)



Infantry

3 (2)  
3 (25)  
10 (26+71)  
8 (I)  
7 (91) Yeomanry  
6 (42) 1 (20)  
6 (75) 2 (26+71)  
1 (75) 1 (I)  
3 (72) 4 Total  
47 Total 2 (42)  
2 Total

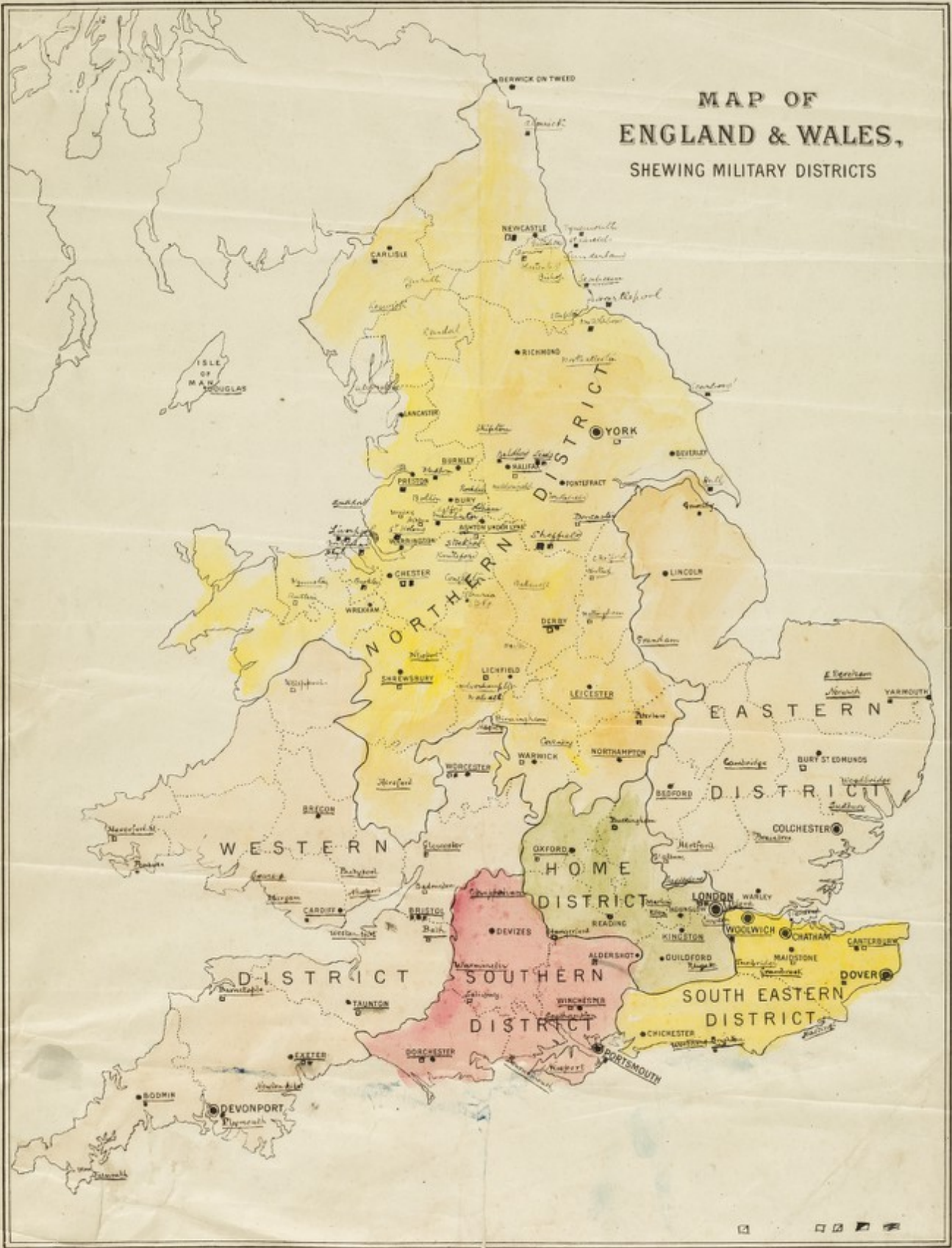
Light Horse Volunteers

Armed Rifle Volunteers

1 (25)  
1 Total

I.A.E.Y. & F  
41

# MAP OF ENGLAND & WALES, SHEWING MILITARY DISTRICTS





Map of  
the  
Military District  
(Home)  
C. J. Sullivan



Different colours indicate a regimental district  
 ● marks the H.Q. of the Military District command  
 where the Chief Secy. V.M.C. resides.  
 ● marks H.Q. of Regimental District where  
 the H.M.S. of Regt District reside  
 — a line below a name indicates that the H.Q. of  
 a Volunteer Regt. are there.  
 □ marks H.Q. of Company  
 ■ marks H.Q. of Cavalry Volunteer  
 ■ marks H.Q. of Engineer  
 ■ marks H.Q. of Vol. med. staff Corps

Handwritten notes at the top left corner of the page, including the name "Mason" and other illegible scribbles.

27. Mason



Handwritten notes at the bottom left, including a legend with symbols like a circle, a square, and a triangle, and some illegible text.



The black lines map out the Military District  
 The colors cover a whole Regimental District  
 The yellow is the 1st Divisional District commands  
 where the Chief Secretary Vol. Inf. Assoc. meets  
 The orange is the 2nd Divisional District commands  
 where the 1st Lt. Col. of the Regimental District commands  
 The purple is the 3rd Divisional District commands  
 where the 2nd Lt. Col. of the Regimental District commands  
 The low words on the map indicate the positions of the 1st, 2nd, and 3rd Div. H.Q.s. The 1st Div. H.Q. is at York, the 2nd Div. H.Q. is at Lincoln, and the 3rd Div. H.Q. is at Leicester. The low words also indicate the positions of the 1st, 2nd, and 3rd Div. H.Q.s. The 1st Div. H.Q. is at York, the 2nd Div. H.Q. is at Lincoln, and the 3rd Div. H.Q. is at Leicester.