

'XVIIIth International Congress of Medicine, London, 1913. Historical Medicine Museum of the Section of the History of Medicine'. Illustrated, blue paper cover

Publication/Creation

1913

Persistent URL

<https://wellcomecollection.org/works/f6fjvcet>

License and attribution

You have permission to make copies of this work under a Creative Commons, Attribution, Non-commercial license.

Non-commercial use includes private study, academic research, teaching, and other activities that are not primarily intended for, or directed towards, commercial advantage or private monetary compensation. See the Legal Code for further information.

Image source should be attributed as specified in the full catalogue record. If no source is given the image should be attributed to Wellcome Collection.




Wellcome Collection
183 Euston Road
London NW1 2BE UK
T +44 (0)20 7611 8722
E library@wellcomecollection.org
<https://wellcomecollection.org>

HISTORICAL MEDICAL MUSEUM, LONDON, 1913


HISTORICAL MEDICAL MUSEUM


ORGANISED BY HENRY S. WELLCOME




1913

54 A, WIGMORE ST., LONDON, W.







XVIITH
INTERNATIONAL CONGRESS OF MEDICINE
LONDON, 1913

HISTORICAL MEDICAL MUSEUM
OF THE
SECTION OF HISTORY OF MEDICINE

1911


INTERNATIONAL CONGRESS OF MATHEMATICS


HELVETIA 1911

HELVETIA 1911

1911

HELVETIA 1911






Hippocrates

ca. 460 B.C.

XVIIITH
INTERNATIONAL CONGRESS OF MEDICINE
LONDON, 1913


HANDBOOK
OF THE
HISTORICAL MEDICAL
MUSEUM



ORGANISED BY HENRY S. WELLCOME

54A, WIGMORE STREET, LONDON, W.

1913



Hippocrates

ca. 460 B.C.

XVIITH
INTERNATIONAL CONGRESS OF MEDICINE
LONDON, 1913

HANDBOOK
OF THE
HISTORICAL MEDICAL
MUSEUM




ORGANISED BY HENRY S. WELLCOME

54A, WIGMORE STREET, LONDON, W.

1913

The decorative headings used throughout
are reduced facsimiles of the friezes
specially designed and painted for the
Historical Medical Museum.



FOREWORD

WHEN I conceived the idea, some years ago, of forming a Museum of rare and curious objects of historical interest connected with Medicine and the Allied Sciences, I did not anticipate that the project would assume its present proportions.

With the valuable aid of members of the profession who are likewise deeply interested in this subject, and by the kindness of many in various parts of the world who have presented objects, a most interesting collection illustrative of the history of the healing art has been brought together.

A favourable opportunity for opening the Museum is presented this year, when the Seventeenth International Congress of Medicine meets in London. I am very pleased that arrangements have been concluded officially to connect the Museum with the Congress, and it will thus form the Museum of the Section of the History of Medicine. I trust it will prove of interest and value to the delegates and members of the Congress and to the profession generally.

It has been our endeavour to arrange the Museum on a rational basis that will appeal to all engaged in the arts and sciences represented. The ground covered is comprehensive, and most branches of the healing art are represented from the early days of the world's history to more recent times.

It is my intention that the present collection shall form the nucleus of a permanent Historical Medical Museum in London which should be of real educational value to students and others interested in the history of medicine.

I take this opportunity of thanking Sir William Osler, Dr. Norman Moore, Mr. D'Arcy Power, Dr. Raymond Crawford and Dr. A. J. Chalmers for many kind suggestions, and also Dr. L. W. Sambon for his assistance in the Section of Preventive Medicine and Tropical Diseases.

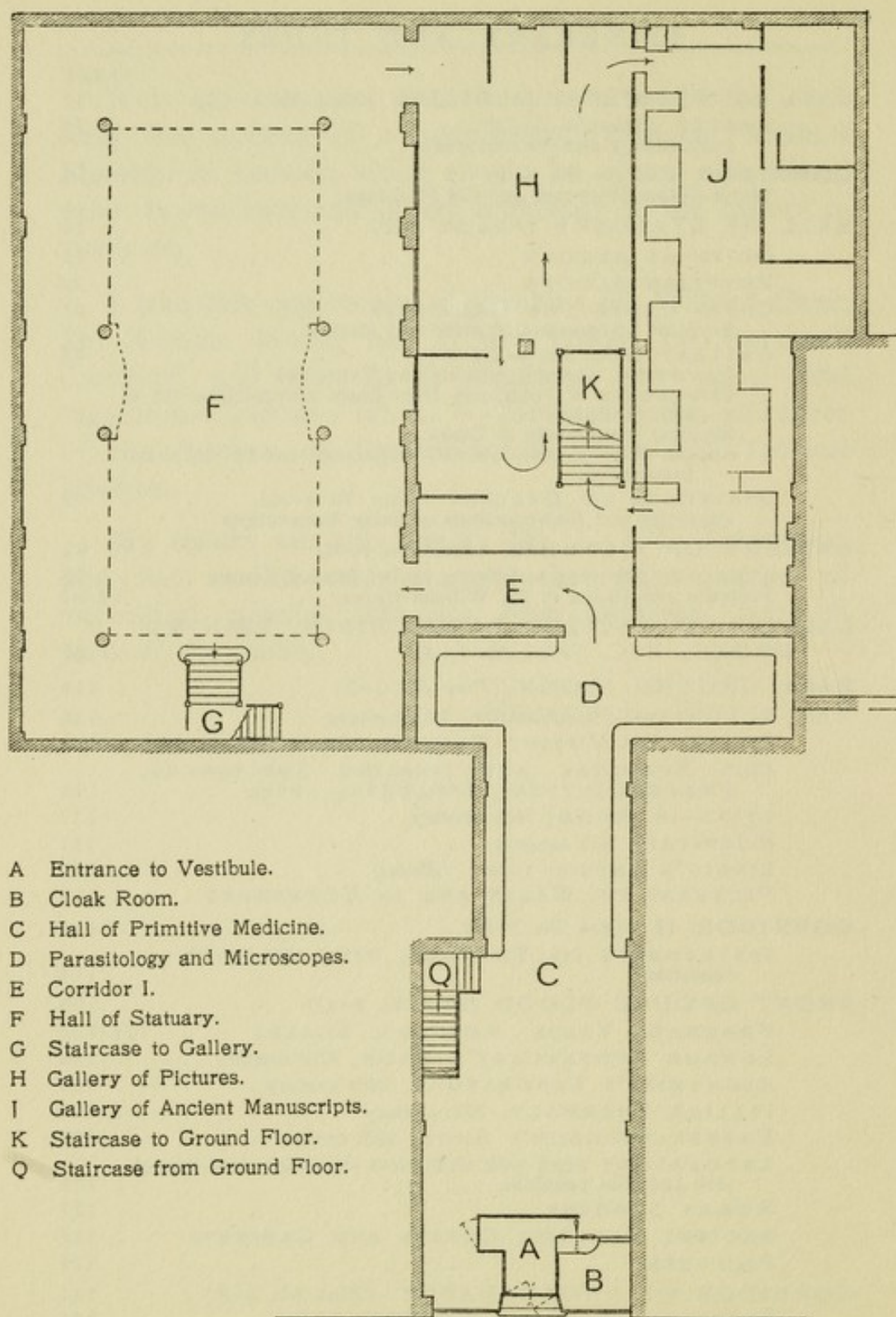
My thanks are also due to Mr. C. J. S. Thompson, who has studied and arranged the large amount of interesting material that has been gathered from all parts of the globe.

HENRY S. WELLCOME

ITINERARY AND INDEX

	PAGE
HALL OF PRIMITIVE MEDICINE (<i>Plan No. 1—C</i>)	13
ANNEXE (<i>Plan No. 1—D</i>)	14
Parasitology and Microscopes	
CORRIDOR I (<i>Plan No. 1—E</i>)	15
Water-Colour Drawings and Oil Paintings	
HALL OF STATUARY (<i>Plan No. 1—F</i>)	17
ORIENTAL ALCOVE	18
EGYPTIAN ALCOVE	23
CASES UNDER THE GALLERIES	41
Surgical Instruments, Ancient and Modern	
GALLERY (<i>Plan No. 1—G</i>)	43
Instruments, Charms, Amulets and Talismans	
Enlargements of Miniatures from Early Manuscripts, 5th to 17th centuries	
Surgical Instruments in Cases	
Ancient Microscopes, Galvani's Apparatus, and Philosophical Instruments	
STAIRCASE TO GALLERY (<i>Plan No. 1—G</i>).	65
Paintings and Reproductions of Early Manuscripts	
GALLERY OF PICTURES (<i>Plan No. 1—H</i>)	67
ALCOVE. Portraits and Relics of Dr. Edward Jenner	72
Portraits and Relics of Dr. William Harvey	79-81
GALLERY OF ANCIENT MANUSCRIPTS, PRINTED BOOKS, ETC. (<i>Plan No. 1—J</i>)	87
BACK GROUND FLOOR (<i>Plan No. 2—L</i>)	110
A LONDON PHARMACY, 18th century	110
CHAPEL OF VOTIVE TABLETS, 17th to 19th centuries	110
OLD SURGICAL AND NURSING APPLIANCES, PHARMACEUTICAL APPARATUS, ETC.	111
LYING-IN ROOM, 16th century	117
HOSPITAL, 16th century	117
LIEBIG'S LABORATORY (<i>Model</i>)	117
PICTURES ON WALLS AND IN CORRIDORS	118
CORRIDOR II (<i>Plan No. 2—M</i>)	114
INSTRUMENTS OF TORTURE, ETC., 15th to 18th centuries	114
FRONT GROUND FLOOR (<i>Plan No. 2—O</i>)	125
PHARMACY VASES, MORTARS, SCALES	125-126
LONDON APOTHECARY'S SHOP, 17th century	126
ALCHYMIST'S LABORATORY, 16th century	126
ITALIAN PHARMACY, 16th century	126
BARBER-SURGEON'S SHOP, 16th century	126
LABORATORY fitted with alchymical apparatus used during 15th and 16th centuries	126
ROMAN SURGERY	127
ANCIENT MEDICINE CHESTS AND CABINETS	127
PICTURES	127
CORRIDOR OF PHOTOGRAPHY (<i>Plan No. 2—P</i>)	131
SPECIMEN OF EARLY PHOTOGRAPHS	131
X-RAY PRINTS AND OLD APPARATUS	131

PLAN NO. 1

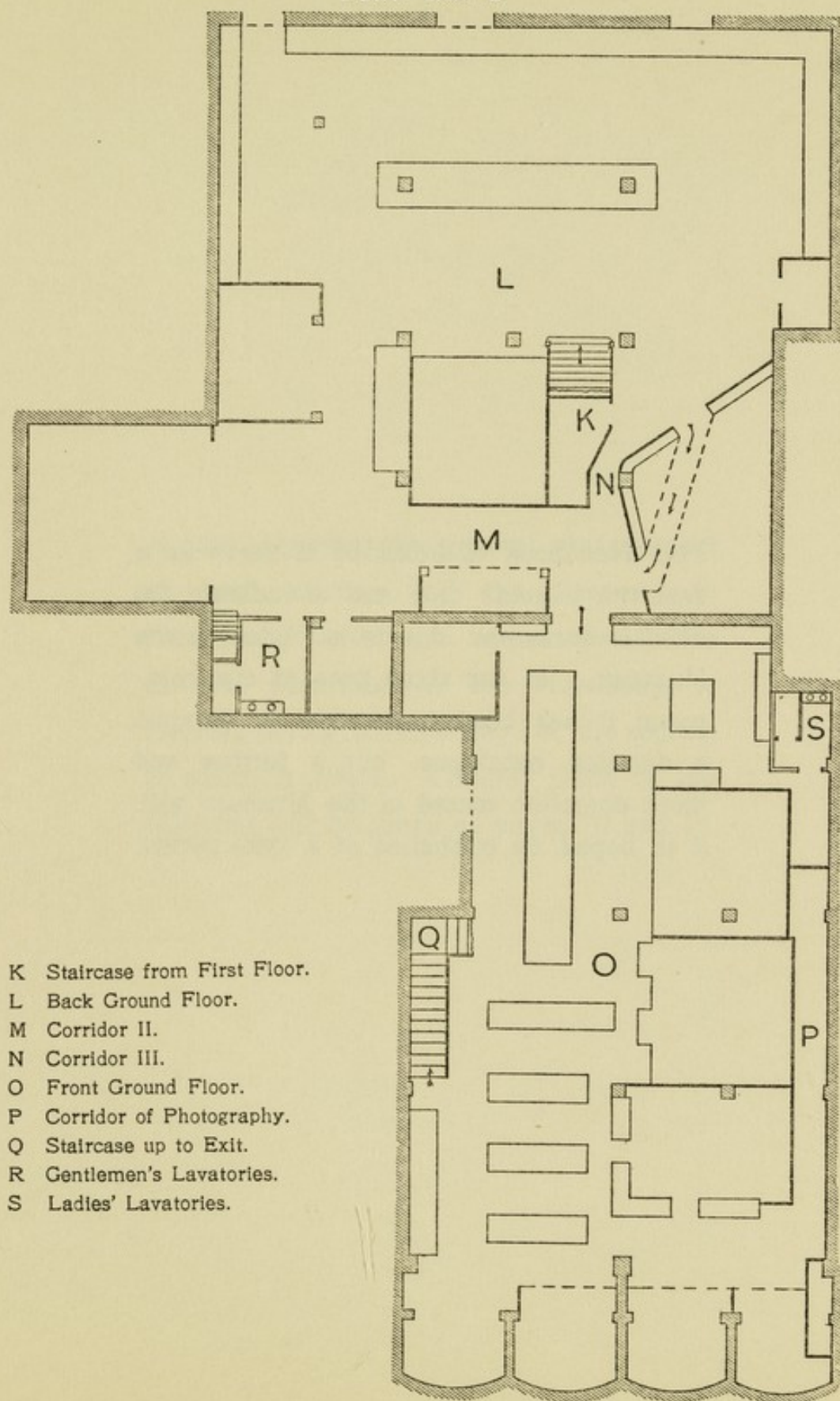


- A Entrance to Vestibule.
- B Cloak Room.
- C Hall of Primitive Medicine.
- D Parasitology and Microscopes.
- E Corridor I.
- F Hall of Statuary.
- G Staircase to Gallery.
- H Gallery of Pictures.
- I Gallery of Ancient Manuscripts.
- K Staircase to Ground Floor.
- Q Staircase from Ground Floor.

WIGMORE STREET

GENERAL PLAN—FIRST FLOOR

PLAN NO. 2

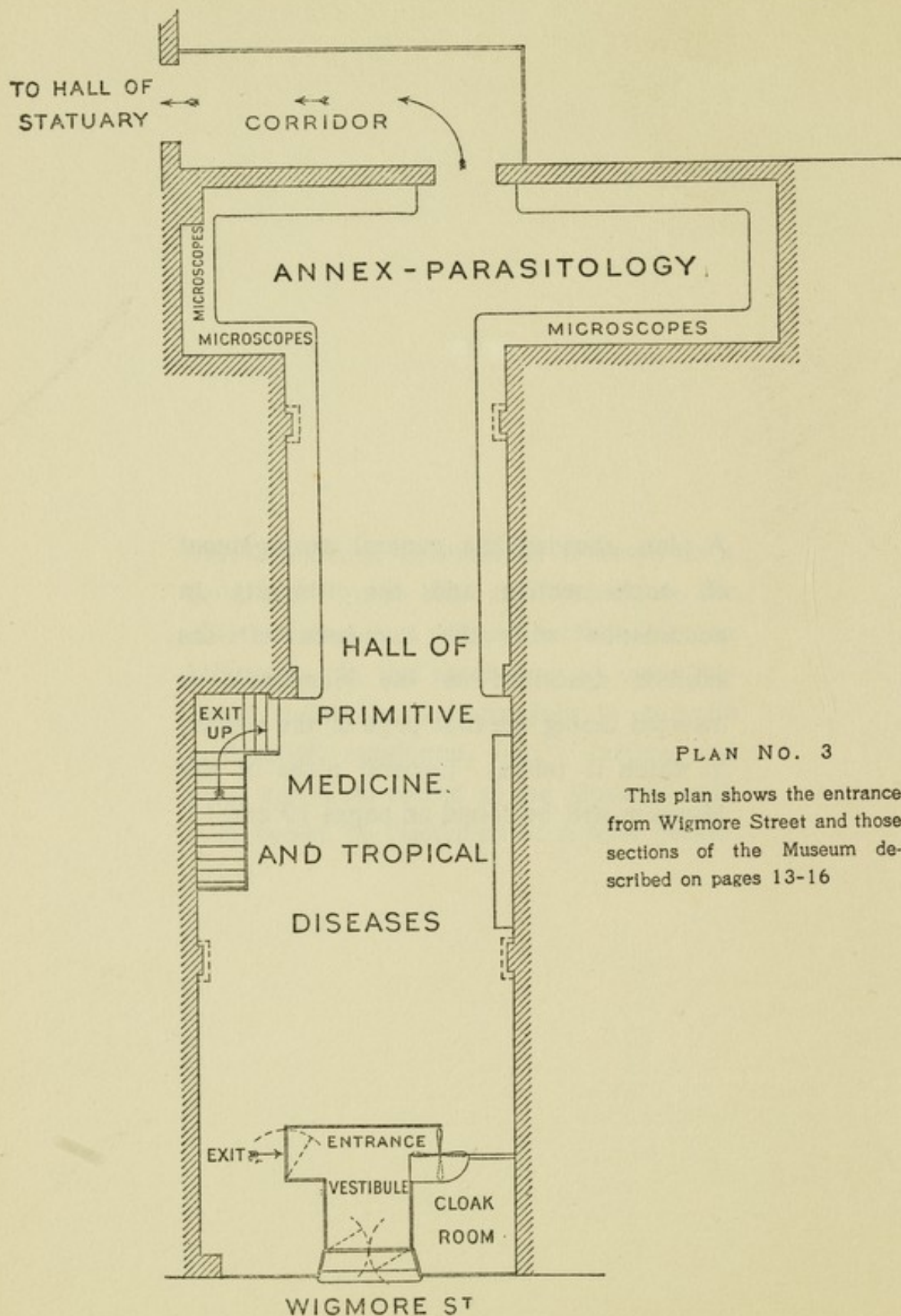


- K Staircase from First Floor.
- L Back Ground Floor.
- M Corridor II.
- N Corridor III.
- O Front Ground Floor.
- P Corridor of Photography.
- Q Staircase up to Exit.
- R Gentlemen's Lavatories.
- S Ladies' Lavatories.

GENERAL PLAN—GROUND FLOOR


This Handbook is intended to serve as a descriptive guide only and to indicate the chief features and objects exhibited in the Museum. In the short time at our command it has been impossible to compile a detailed catalogue, but a further and more complete record of the Museum will, it is hoped, be published at a later period.

A plan, showing the general arrangement of each section and the itinerary in accordance with the sequence of the exhibits described in the Handbook, is inserted facing the first page of the section to which it refers. General plans of the Museum will be found on pages 10 and 11.



PLAN NO. 3

This plan shows the entrance from Wigmore Street and those sections of the Museum described on pages 13-16






HALL OF PRIMITIVE MEDICINE

The frieze is decorated with masks used in connection with native medical treatment by witch-doctors and devil dancers in Africa, Ceylon, Tibet, New Guinea and the Islands of the Pacific.

WEST CORNER

Specimens showing various pathological conditions observed among the human remains in a prehistoric Ethiopian cemetery now being excavated by Mr. Henry S. Wellcome at Gebel Moya, A. E. Sudan, Africa, showing evidences of:—

- 1 
- 2 
- 3 Old fractures showing instances of mal-union.
- 4 
- 5 Various other conditions, such as new growths, atrophic and inflammatory affections, etc., etc.
- 6 Specimens illustrating a new method specially devised for the preservation of archæological anatomical remains.

On the pillars and tables are fetish and other figures pertaining to the healing art among savage peoples.

THE MANUKA OF WHAKATANE.

Maori talisman of Life and Death. The Manuka was regarded by the Maoris as the spiritual embodiment and personality of life and health.

EAST WALL

Pictures of African witch-doctors, weapons and other implements used by them.

Witch-doctors' costumes.

Models in wax of parasites, enlarged.

OVER STAIRCASE

The Witch-doctor and his Hut.

ON THE WALLS

Portraits, maps, diagrams, documents and pictures illustrative of the past history and present knowledge of Plague, Malaria, Yellow Fever, Sleeping Sickness, Pellagra, Filariasis, Leishmaniasis, Schistomatoses, Ankylostomiasis, and other tropical diseases.

CENTRE FLOOR

Skulls of anthropological and pathological interest of various peoples.

Model of the Wellcome Floating Tropical Research Laboratory, Khartoum.

ANNEXE

The frieze represents scenes of medical, surgical and hygienic interest taken from ancient Greek vases.

ON THE SHELVES


Specimens of parasites, drawings, maps and documents illustrative of their life-history, distribution and pathology.

OVER DOORWAY

Trophy of animal and human weapons of offence and defence.


Microscopes

The slides exhibited show the most important protozoal agents of disease.





PERSIAN BARBER-SURGEON
EXTRACTING A GUINEA-WORM FROM A PATIENT'S LEG
From an Engraving of the XVIII Century



CORRIDOR I

Statue in Wood

THE WITCH *L. Savine*

Water-Colour Drawings

- | | | | |
|----|---|-----------------------------|-------------------|
| 1 | GATHERING MANDRAKES | ... | <i>E. Bateman</i> |
| 2 | KIND ENQUIRIES | ... | <i>J. Hayllar</i> |
| 3 | THE ARREST OF THE ALCHEMIST | <i>Pierre Deville, 1907</i> | |
| 4 | THE YOUNG DENTIST | <i>W. Hemstey</i> | |
| 5 | THE MAGICIAN | <i>Professor Delbake</i> | |
| 6 | THE CONVALESCENT | — | |
| 7 | THE WOUNDED CRUSADER | <i>S. Shelley</i> | |
| 8 | THE AMBULANCE WAGON | <i>Chas. Cattermole</i> | |
| 9 | THE ALCHEMIST | <i>H. O'Brian</i> | |
| 10 | THE WATER-DOCTOR | — | |
| 11 | THE VISIT OF LOUIS IX TO HIS
ASTROLOGER | — | |
| 12 | THE DOCTOR'S VISIT | — | |


Oil Paintings, etc.


- | | | |
|----|---|-------------------------|
| 13 | VISIT TO THE DOCTOR | <i>C. F. Stephanoff</i> |
| 14 | THE DUCHESS OF SOMERSET AND
THE WITCH | <i>Ernest Board</i> |

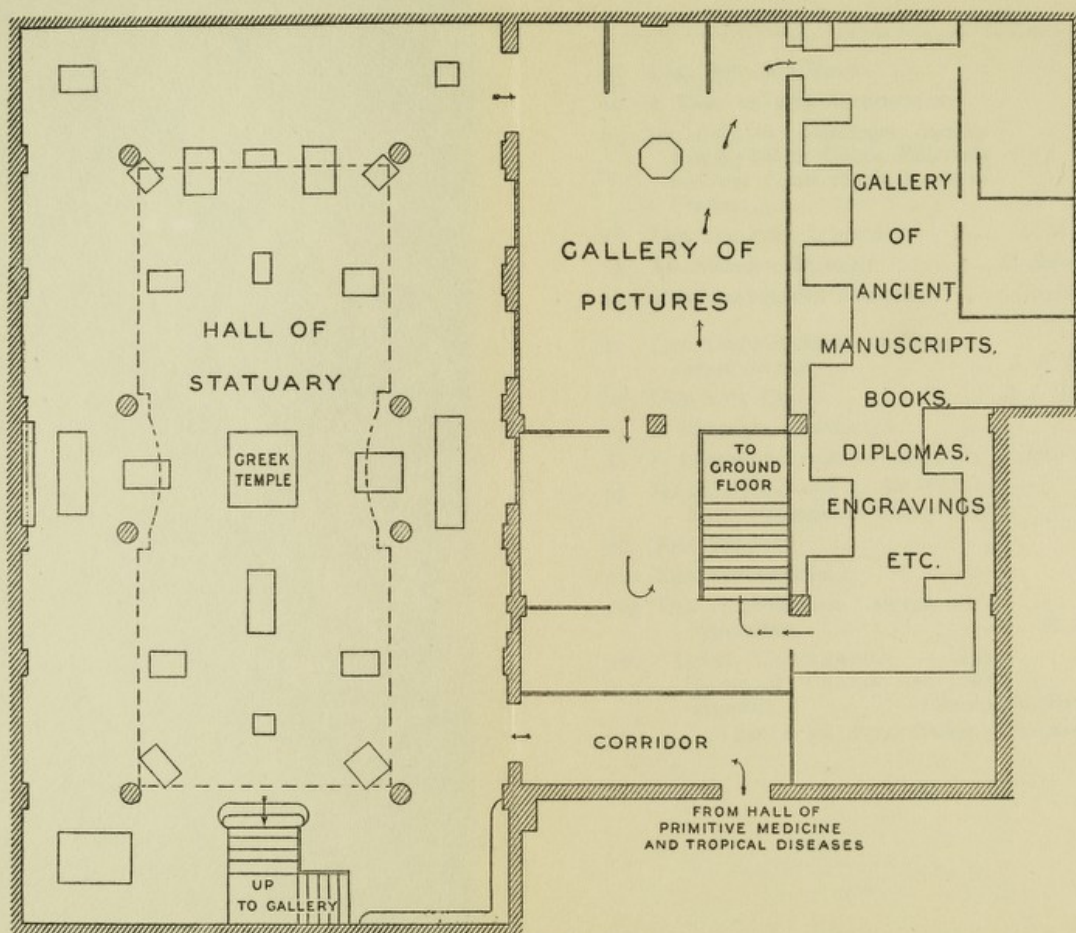
"They (at the request of the said Duchess)
had devised an image of wax representing
the king, which by their sorcerie, by little
and little consumed, intending thereby to
waste and destroy the king's person."

—*Holinshed.*

- | | | |
|-----|---|---|
| 15 | THE DOCTOR'S VISIT | <i>C. Riervar</i> |
| 16 | A VISIT TO THE ASTROLOGER ... | — |
| 17 | DR. DEE, the Astrologer, demon-
strating before Queen Elizabeth
and her Court at his house in
Chelsea | <i>H. G. Glindoni</i> |
| 18 | THE COUNTRY DOCTOR | <i>G. Rollini, 1881</i> |
| 19 | AN ANXIOUS MOMENT | <i>C. Robertson, 1884</i> |
| 20 | THE TRAVELLING DENTIST ... | <i>Gonsalvo Coques,
1618-1684</i> |
| 21 | THE DRUG-MARKET AT CON-
STANTINOPLE | <i>J. F. Lewes, R.A.</i> |
| 22 | THE SICK CHILD | <i>I. J. Walton, 1894</i> |
| 23 | A SURGICAL OPERATION ... | <i>Carracci</i> |
| 24 | A DEMONSTRATION IN ANATOMY | <i>After Rembrandt</i> |
| 25 | DAME BUTTS, wife of Sir William
Butts, Physician to Henry VIII | — |
| 26 | THE DENTIST | — |
| 26A | THE ASTROLOGER | — |
| 26B | THE DOCTOR AND LAWYER AT A
DEATHBED | <i>R. Brakenburg</i> |
| 26C | "LONG CALDERWOOD" — THE
HOME OF WILLIAM AND JOHN
HUNTER | <i>Charles Blatherwick, M.D.
Lent by the Royal College of Surgeons, Glasgow</i> |








PLAN NO. 4

Showing entrance to Hall of Statuary by Corridor from Hall of Primitive Medicine, Hall of Statuary and its Gallery, the Gallery of Pictures and the Gallery of Ancient Manuscripts, etc., and Staircase leading to Ground Floor. See pages 17-109





THE HALL OF STATUARY

EAST SIDE

- 305 CHINESE DEITIES OF MEDICINE,
SHEN-NUNG, FUSHI, YOH-WONG
AND HUANG-DI *Native Drawing*
- 27 STELE OF JASON, the Physician of
Acharual —
Attic Roman period. Jason is sitting on
a chair examining a youth whose swollen
side and wasted legs show him to be an
invalid. On one side is a large cupping
vessel.
*Cast from the original bas-relief in
British Museum*
- 28 APOLLO, ÆSCULAPIUS AND THE
ARTS —
Carving in ivory and wood.
- 29 A PHYSICIAN IN HIS CONSULTING
ROOM ATTENDING PATIENTS...
After a bas-relief, the Duomo, Florence
- 306 ST. COSMAS AND ST. DAMIAN ... *Byzantine period*
- 307 THE POOL OF BETHESDA —
- 308 THE BARBER-SURGEON
Bas-relief in Terra-Cotta, XVII century
- 309 THE BARBER-SURGEON
Terra-Cotta Coloured, XVIII century
- 30 MOSES AND THE BRAZEN SERPENT —

31 HENRY II, German Emperor,

being operated upon for stone —

"He suffered from a stone, of which doctors could not relieve him, therefore he betook himself to the Benedictine Convent at Monte Cassino, and there it is said that St. Benedict operated on the King while asleep, with a knife, and afterwards placed the stone in the King's hand, and forthwith healed the wound."

Cast from a bas-relief in Bamberg Cathedral, 1510

ORIENTAL ALCOVE

1 CHINESE GODDESS OF OPHTHALMIA, one of the nine Goddesses of Maternity.

2 CHINESE GOD OF CONTENTMENT.

3 TIBETAN DEITY HOLDING MAGIC SYMBOL OF PROTECTION AGAINST DISEASE.

4 CHINESE GODDESS OF CHILDREN.

5 JAPANESE FIGURE OF EMMA, King of Devils.

6 BRONZE PEACOCKS, CALLED "ANGEL PEACOCKS."

The idol of the devil worshippers. Every inch of the body, wings and tail are carved with representations of different acts of "Ahrdman," the god of evil. The idol is made in such a way that in a strong current of air it will move its neck and wings, giving a most uncanny effect. It is supposed to have magical powers.

7 CARVED WOOD PILLOW CHARM.

Each end is carved in the form of tiger heads, which are supposed to swallow evil dreams and turn them into good ones.

8 SHEN-NUNG, Chinese Deity of Medicine.

9 CHINESE BARBER-SURGEON'S STAND FOR BLEEDING BASINS.

- 10 CHINESE WOODEN SHIELD, painted in various colours.
Used as a talisman against evil.
- 11 SIGN, hung outside houses to prevent outrage at the
time of the Boxer rebellion.
- 13 BRONZE TIBETAN DEITY COATED WITH GOLD.
- 14 CHINESE GODDESS KWANYIN, THE GIVER OF
CHILDREN.
- 15 CHINESE DEITY ASSOCIATED WITH HEALING.
- 16 CHINESE DEITY ASSOCIATED WITH HEALING.
- 17 CHINESE DEITY ASSOCIATED WITH HEALING.
- 18 CHINESE DEITY ASSOCIATED WITH HEALING.
Presented by Rev. A. H. Faers, Sin Fu, W. China.
- 19 HINDU DEITY ASSOCIATED WITH DISEASE.
- 20 HINDU DEITY ASSOCIATED WITH DISEASE.
- 21 IVARA, Hindu God of Fever.

Lent by D. Hooper, Esq., Calcutta.

Oil Paintings

- 32 THE FIRST USE OF ETHER IN
DENTAL SURGERY. 1846 ... *Ernest Board*
W. G. J. Morton extracting a tooth from
a patient while under the influence of ether.
- 33 DISCOVERY OF QUININE. 1820.
Pelletier and Cavantou in their
laboratory *Ernest Board*
- 34 DISCOVERY OF THE STETHOSCOPE.
1815. Laennec examining a
patient in hospital *Ernest Board*
- 35 VACCINATION. Dr. Jenner per-
forming his first vaccination on
Edward Phipps, a boy of eight,
May 14th, 1796 *Ernest Board*
- 36 LAVOISIER EXPLAINING TO HIS
WIFE THE RESULT OF HIS
EXPERIMENTS ON AIR *Ernest Board*

- 37 DISCOVERY OF THE EARTH'S
ROTATION *Ernest Board*

Galileo watching the oscillation of the great chandelier in the Cathedral at Pisa, from which he adduced his theory of the rotation of the earth. 1583.

NORTH WALL

- 38 THE HEALING ART IN PRE-
HISTORIC TIMES *Ernest Board*

- 39 PATIENTS SLEEPING IN THE
TEMPLE OF ÆSCULAPIUS AT
EPIDAUROS —

A priest of the temple is making invocation while the sacred snakes are approaching the patients on their mission of healing.

- 40 PRIMITIVE SURGERY *Ernest Board*

- 41 GALEN STUDYING THE ANATOMY
OF THE BODY *Ernest Board*

"I saw the body of a robber lying on a mountain, remote from any public road. He had been killed by a traveller whom he had attacked, and the inhabitants of the vicinity conceiving so wicked a man proper prey for the vultures, refused him sepulture, and two days afterwards his bones were stripped of their flesh, and dry, like those prepared for students."—
From Galen's Works.

- 42 AN INVOCATION TO I-EM-HETEP,
the Egyptian Deity of Medicine *Ernest Board*

It is related that the friends of the sick brought them to the temple of the god of Medicine, and placed them in front of the image, while the attendant priests made offerings for their recovery.

-
- 43 ANGLO-SAXON SURGERY *Ernest Board*
The actual cautery played a very important part in medicine in the Anglo-Saxon period.
- 44 HIPPOCRATES lecturing to his students under the famous plane-tree on the Island of Cos. 460-377 B.C. *Ernest Board*
- 45 ROGER BACON in his observatory at Merton College, Oxford ... *Ernest Board*
- 46 DIOSCORIDES, the Greek Father of Pharmacy, describing the Mandrake, which the artist is depicting for his great work, "On Materia Medica." 1st or 2nd century B.C. *Ernest Board*
- 47 ALBERTUS MAGNUS expounding his doctrines of physical science in the streets of Paris. 1245... *Ernest Board*
- 48 RHAZES, Arab Physician and Alchemist, in his laboratory at Bagdad. A.D. 850-923 ... *Ernest Board*
- 49 ALBUCASIS, Arab Surgeon, blistering a patient in the hospital at Cordova. ca. A.D. 1100 ... *Ernest Board*
- 50 ABDOMINAL SECTION PERFORMED ON A WOMAN AT VIENNA, on Nov. 10th, 1549, "from which," according to a contemporary writer, "she made a good recovery" *Ernest Board*
- 51 FIRST SURGICAL OPERATION UNDER ETHER IN GREAT BRITAIN, performed by Robert Liston at University College Hospital, on December 21st, 1846 *Ernest Board*

- 52 MUNDINUS, the Italian Anatomist,
making his first anatomical
dissection in the Anatomical
Theatre at Bologna. 1518 ... *Ernest Board*
- 53 GUY DE CHAULIAC, bandaging
leg of Pope Clement VII at
Avignon, while Petrarch, his
enemy, jealous of his influence,
watches him. *ca.* 1348 ... —
- 54 ANDREAS VESALIUS, the great
Anatomist, dissecting a body
in secret. 1514-1564... —
- 55 PARACELSUS burning the books
of the fathers of Medicine at
Basle University ... —
“Seizing the ponderous tomes which lay
before him, he flung them one by one into
the midst of the blazing logs, then, amidst
a breathless silence, as the sparks flew up
and the fire roared, his voice rang like a
clarion through the hall—‘After me, ye,
Avicenna, Galen, Rhazes, and thou,
Montagna! Ye after me, not I after you’—
as the last volume flew from his hands
and fell with a crash into the flames.”—
“*Zorastro.*”
- 56 AMBROISE PARÉ using the ligature
when amputating on the battle-
field at the Siege of Bramvilliers,
1552 ... —
- 57 WILLIAM GILBERT demonstrating
the magnet before Queen
Elizabeth. 1598 ... —
- 58 WILLIAM HARVEY demonstrating
his theory of the circulation of
the blood before Charles I. —

- 59 CHRISTOPHER WREN making his first demonstration of a method of introducing drugs into a vein, before Dr. Willis.
1667 —
- 60 LEUWENHOECK WITH HIS MICROSCOPE —
He described minute living organisms and laid the foundations of the Science of Bacteriology.
- 61 JOSEPH PRIESTLEY, the discoverer of oxygen [1733-1804] ... —
"Dr. Priestley and his wife, while engaged in a game of backgammon, were warned by a friend of the approach of the mob, which afterwards broke into his house at Birmingham and destroyed his manuscripts, books and philosophical apparatus."

EGYPTIAN ALCOVE

WEST WALL

AUTA. A Chief Physician. "Lord of the Two Lands." 1350-1205 B.C. —

Translation of inscription:—"All that comes on the offering table of Ptah-zo-Kar Osiris is for Ka of the Royal Scribe and Chief Physician, Auta."

Cast from the original in the Rijks Museum, Leyden

CABINET OF GRECO-EGYPTIAN GYNÆCOLOGICAL INSTRUMENTS —

Modelled and reconstructed from a sculptured relief in a Birth-House at the Temple of Kom-Ombos. 181-146 B.C.

ANCIENT EGYPTIAN MORTARS ... —

ALABASTER UNGUENT JARS, BOTTLES AND VASES, used for medicinal purposes —

-
- | | | |
|---------|--|---|
| 1 | KNEELING FIGURE OF AMEN-EM-APT, a Royal Scribe, and Director of the Festivals of Amen-Ra at Thebes. 18th Dynasty, <i>ca.</i> 1600 B.C. ... | — |
| 2 | TWO PORTIONS OF A STELE, bearing an inscription of Kha, priest-physician of Memphis ...
He is described as Priest of the Pyramid called Men-Asat, that is, the Pyramid of King Ra-nefr-ar-ka, whose partly mutilated cartouche appears in the second portion. He also held the post of "Keeper of the House of Gold" to the King, about 3200 B.C. | — |
| 3 | RECUMBENT TERRA-COTTA FIGURE OF "GRIEF," from a prehistoric grave | — |
| 4 | FIGURE ON BIER. Archaic period | — |
| 5 | MODEL OF EGYPTIAN TOMB AND CEREMONY OF BURIAL. Archaic period | — |
| | PORTIONS OF MUMMY CASES AND CASE ORNAMENTS | — |
| Case 72 | | |
| | THE PAPYRUS EBERS, in facsimile
The earliest known Egyptian Papyrus on Medicine. 1552 B.C. | — |
| | THE HEARST MEDICAL PAPYRUS, in facsimile. <i>ca.</i> 1500 B.C. ... | — |
| | THE BERLIN MEDICAL PAPYRUS, in facsimile. <i>ca.</i> 1400 B.C. ... | — |
| | THE LONDON MEDICAL PAPYRUS, in facsimile. <i>ca.</i> 1400 B.C. ... | — |
| | TWO ORIGINAL PAPYRI, discovered in a Temple near Thebes ... | — |
| | FOOT OF MUMMY, unrolled ... | — |

WEST WALL AND WINDOW SHELVES

- 310 THE CRIPPLE *Bas-relief in stone*
- 311 THE CRIPPLE *Carved in wood—Italian*
- 312 THE CRIPPLE —
- 313 THE LEPER WITH HIS BELL ...
Hibbert Binney, R.S.B.A.
- 314 ST. ANTHONY, Patron Saint of
 Ergotism (*ignis sacer*) —
- 315 ST. ANTHONY, Patron Saint of
 Ergotism (*ignis sacer*) —
- 316 STE. GENEVIÈVE, a Patron Saint
 of Ergotism (*ignis sacer*) —
- 63 THE ABBAYE OF ST. ANTOINE,
 the Sologne, France —
 Pilgrims suffering from Ergotism (St.
 Anthony's Fire) approaching the Infirmary
 in which the relics and bones of the Saint
 are preserved, which were believed to cure
 the disease.
- 317 ERGOT OF RYE. Series of specimens show-
 ing its development
- o Healthy ovaries before being attacked with
 the spores of Ergot.
 - 1 The mycelium begins to grow and penetrates
 through the ovary walls, forming outside
 some sinuosities which can be seen by
 means of a magnifying glass.
 In the higher part of the grain there is
 a formation of a very viscous liquid.
 (Some of the black particles, which are
 seen in the glumes, were rendered adherent
 by this viscous liquid).
 - 2 *Sphacelia*. Completely formed.
 - 3 The *Sclerotium*, viz., the violet part, begins to
 form.

- 4, 5, 6 and 7 The Sclerotium continues to grow, until it reaches, as in No. 8, the length of 5 centimetres. The *Sphacelia* is becoming dry and diminished in volume.
- 9 Tube with ear carrying four ergots, which is not of frequent occurrence.
- 10 Ergots producing in spring, in wet places, fructiferous receptacles, where the spores are, which, being carried by the air or by insects to the flowers of rye, produce ergot.
- 318 THE BLIND GIRL ... —
- 319 EXAMINATION FOR PREGNANCY
Carving in wood, 16th century
- 320 THE CHARITY PATIENT... —
- 64 PASTEUR IN HIS LABORATORY.
1895 *Ernest Board*
- 65 ADVENT OF ANTISEPTIC SURGERY.
Lister using his first form of antiseptic dressing in Glasgow Infirmary. 1867 *Ernest Board*
- 321 ROMULUS AND REMUS ... —
- 322 QUEEN ELEANOR AND THE
POISONED WOUND OF
EDWARD I —
- 323 MISS FLORENCE NIGHTINGALE... *Bonham*
- Case 26 ANCIENT EGYPTIAN
ALABASTER OINTMENT POTS,
STIBIUM CONTAINERS, TERRA-
COTTA PATHOLOGICAL FIGURES,
AND ANCIENT DRUGS, including
gum, resins, dates, etc. ... —
- 324 QUEEN MENTU-HOTEP'S MEDICINE
CHEST. 2200 B.C. (in facsimile) —
- 325 SEKKET-NI-ANKHU. The earliest
known Egyptian physician.
*Water-colour drawing by H. Carter
Lent by Dr. Sandwith*

- 326 HYGEIA —
- 327 HIPPOCRATES. Father of
Medicine.
Cast from the original in British Museum
- 327A THE OATH OF HIPPOCRATES.
400 B.C. —
- 328 STELE IN STONE, representing
Asklepios and Hygeia ... —
Asklepios is reclining on a couch, drinking
from a rhyton. Hygeia, who is seated, holds
a vessel in her left hand. Near the couch to
the right is a kelebe, probably with libation.
To the left two adrant figures or attendants,
and one carrying a basket on his head.
[A similar stele was found in a ship-
wrecked Roman galley off Mahdia, in Tunis:
the vessel is supposed to have left Greece
soon after the sack of Athens and Piræus by
Sylla. The stone is supposed to have been
taken from the shrine of Asklepios at the
Arsenal of Piræus. (*B.M.J.*, Oct. 28th,
1911)]
- 329 HYPNOS, Greek Genius of Sleep —
- Case 25 STATUETTES OF ANCIENT
EGYPTIAN DEITIES ASSOCIATED
WITH THE ART OF HEALING,
in silver, bronze, ivory, blue
glaze, etc. —
- 330 ROELL DEMONSTRATING IN
ANATOMY. 1700-1775 ... *After C. Trost*
- 331 RUYSCH DEMONSTRATING IN
ANATOMY. 1638-1731 ... *After J. Van Heek*
- 332 HEAD OF ASKLEPIOS *Greco-Roman*
- 333 HEAD OF ASKLEPIOS.
Cast from the original in the British Museum
- 334 HEAD OF ÆSCULAPIUS *Found at Benha*
- 335 HEAD OF ÆSCULAPIUS *Found at Lepanto*

- 336 SIGNBOARD OF A LONDON
APOTHECARY. Dated 1623.
*From the original in the Museum of the
Royal College of Surgeons*
- 62 THE ALCHEMIST.
After Sir W. Fettes Douglas, R.S.A.
- 337 DR. ABERNETHY, F.R.S. ... *After Malerbi*
- 338 DR. TODD, F.R.S. ... —
- 339 SCHWARTZ, German Alchemist ... —
Pioneer in the discovery of gunpowder.
- 339 DEATH AND THE PEASANT ... *Carved in wood*
- 340 SIR ASTLEY COOPER ... —
- 276 THE DISCOVERY OF THE BARO-
METER. Torricelli experiment-
ing in the Alps. 1643 ... *Ernest Board*
- 341 DISEASE DEMON, one of the god
Kali's attendants ... *Southern India*
- 342 BUDDHA, an ancient representa-
tion in marble... —
- Case 23 ANCIENT EGYPTIAN, GREEK,
AND ROMAN SURGICAL AND
TOILET INSTRUMENTS, etc.,
including loans from M. Paul
Gaudin, Versailles, and Eton
College Museum ... —
- Case 22 ROMAN SURGICAL AND OTHER
INSTRUMENTS, mostly found
near Pompeii, including loans
from M. Julius Sambon, Paris,
the Museum of the Royal
College of Surgeons, etc. ... —



REDUCING A DISLOCATED SHOULDER
From a MS. of the XIV Century

Statuary

APOLLO.

The earliest known Greek deity associated with medicine. According to tradition he was the son of Zeus, and father of Asklepios. He was regarded as the god of pestilence, and believed to have power to restore life to the dead.

From the original in the Vatican

HYGEIA.

Greek goddess of health, and daughter of Asklepios. According to tradition she assisted her father in the temples of healing, and to her was entrusted the feeding of the sacred serpents.

From the original in the Louvre, Paris

CHEIRON.

The Centaur, called by Homer "the sire of Pharmacy." He was the first traditionary personage connected by the Greeks with herbs of healing, and was said to have been the instructor of Apollo, who handed on his knowledge of the medicinal use of plants to his son Asklepios. His name is still perpetuated in the Centaury plant, which he is said to have used as an application to a wound that he received while hunting with Diana on Mount Pelion.

Hibbert Binney, R.S.B.A.

IXLILTON (Little Black Brother).

Ancient Mexican deity of healing. The sick and afflicted made offerings to him and implored his aid to heal them of their diseases.

SHEN-NUNG.

Founder of the healing art among the Chinese. He is said to have flourished 2838-2698 B.C., and is reputed to have discovered the medicinal properties of plants, and to have taught the Chinese the art of agriculture.

DHANWANTARI.

"The health bestowing one." Vedic: father of medicine, and "Physician of the Gods." He was counted by the Hindus as a "master of universal knowledge," and the first to instruct them in the healing art. To him is said to have been revealed, by Brahma, the Ayur-veda, one of the sacred books on medicine.

EA.

Earliest known Chaldean deity associated with healing. About 5000 B.C. He is also called Oannes, "Lord of the Deep," as, according to Berossus, he arose from the sea and instructed the Chaldeans in science and learning.

Hibbert Binney, R.S.B.A.

From a bas-relief in the British Museum

GULA.

A Sumerian goddess of healing, venerated about 3000 B.C. She is called "The Great Healer." "The Mistress of Charms and Spells." "The Terrible Goddess." Gula apparently had a dual character and was a divinity of healing, as well as the mistress of poisons and of death-dealing diseases. She was the deified form of the sorceress or witch-doctor. The medical school of Borsippa was under her protection as also that of Sippara. The dog was regarded as her sacred animal.

ADAPA.

Sumerian genius of healing. About 4500 B.C. Adapa is the earliest known personage directly associated with medicine. He was the human incarnation of Marduk, the divine son of Ea, and was believed to possess the spells of life and death.

"Ea gave him wisdom,

So that his command was like unto the word of
a god.

To him also he gave deep knowledge :

With the healing spell of life and death he was
made."—*From a Babylonian clay tablet, ca. 4500 B.C.*

MARDUK.

The earliest Chaldean and Babylonian deity revered as the tutelary god of healing about 4500 B.C. He was the traditional son of Ea, and supposed to control the lightning and the mysterious forces of heaven and earth. As founder of the Zodiac and Lord of the Planets, he was also believed to influence health and disease in mankind through the medium of the heavenly bodies. His powers are thus described:—

“O Marduk, thou art glorious among the great gods!

No will is greater than thine.

Thou canst inflict upon the guilty one a dropsy which no incantation can cure.

Thou art the merciful one who taketh pleasure in raising the dead to life (*i.e.* healing of the sick)—

The merciful one who hath power to give life.

By thy spells the sick are restored.”

The dog was regarded as a sacred emblem connected with Marduk.

From a Babylonian clay tablet, ca. 4500 B.C.

BABYLONIAN DEMONS OF DISEASE.

These figures, usually human figures with animal's heads, were believed to drive the demons of disease away, and placed in niches in the walls of houses.

THOTH.

Thoth was considered by the Egyptians to be the embodiment of divine wisdom, and was one of the earliest known Egyptian deities associated with medicine. To him was attributed the invention of science and magic. He is said “to have conferred enlightenment upon doctors.”

I-EM-HETEP.

"He who cometh in peace." An early Egyptian deity of medicine and healing, and son of Ptah. He was venerated as the "good physician of gods and men." It is probable he was a real personage, who lived in the reign of Tser, in the second dynasty, and was renowned for his skill in healing, and afterwards deified.

PTAH.

Chief God of Memphis, and the most ancient of the Egyptian deities connected with the healing art. He is called "the Father of the mighty Fathers," the "Father of beginnings and the creator of his own image." His healing powers are chiefly connected with blindness and deafness.

ASKLEPIOS.

Greek deity of Medicine, the Æsculapius of the Romans. Tradition states that he was the son of Apollo and Coronis, and that the secrets of healing were transmitted to him by Apollo, who received them from Cheiron, the Centaur. He probably lived about 1300 B.C. Asklepios was renowned for his special skill in healing. After his death he was deified, and his cult became the most important in Europe, and the foundation of the medical art in ancient Greece.

CENTRE OF HALL

GREEK TEMPLE, modelled after the Temple of Erechtheion, containing Roman votive offerings (Donaria) of anatomical, pathological and obstetrical interest, excavated chiefly at the Temple of Æsculapius on the Tiberine Island, and from the Temple of Maternity in Capua; also Casts of Votive Offerings from the Museo dell'Orto Botanico, Rome.

- 1 LARGE MASCULINE TORSO with
 ovoid opening on anterior
 surface, between the lower ex-
 tremity of the sternum and
 the umbilicus, showing thoracic
 and abdominal viscera conven-
 tionally disposed as in "visceral
 plaques" Nos. 71, 72, 73, 74.
 It retains to a marked extent
 the flesh tint with which these
 terra-cottas were covered *Found at Isola Farnese*

- 2 LOWER PART OF MASCULINE
 TRUNK... *From Tiberine Island*

- 3 MAN AND WIFE SEATED SIDE BY
 SIDE, each holding sacrificial
 patera in right hand. The
 woman has a swaddled baby
 resting on her left arm ... —
 This terra-cotta group was found in the
 Tiber, and, like many other similar ones,
 evidently served as a thanksgiving offering
 for safe childbirth.

- 4 UPPER PART OF FACE *From Isola Farnese*

- 5 WOMAN SUCKLING INFANT ... *From Veii*

- 6 FEMALE BUST SHOWING ANAMAK-
 ALISTON, a Greek form of
 suspensory bandage for the
 mammæ *From Capua*

- 7 SMALL LEAD MODEL OF INFANT
 FEEDING BOTTLE IN THE SHAPE
 OF AN ASKOS —

- 8 SEATED WOMAN, SUCKLING INFANT.
 Traces of red paint on seat and
 foundation, or (preliminary)
 white coating all over figure ... *From Palestrina*

-
- | | | |
|----|---|---------------------------|
| 9 | SWADDLED INFANT IN BASKET
CRADLE | — |
| 10 | SEATED FEMALE, with hyper-
trophied mammæ resting on
swollen or gravid abdomen.
Head and arms missing ... | <i>From Capua</i> |
| 11 | SMALL MODEL OF LEG | <i>From Palestrina</i> |
| 12 | FEMALE FIGURE LIFTING GAR-
MENT TO EXPOSE PUDENDA;
probably on account of ven-
ereal disease
<i>Cast from Original in National Museum, Rome</i> | |
| 13 | FIGURE OF HERMAPHRODITE
DRAWING APART LONGITUDIN-
ALLY-DIVIDED GARMENT TO
EXPOSE BODY | <i>From Capua</i> |
| 14 | COURTESAN WEARING WIG AND
DRAWING APART GARMENT TO
EXPOSE DISEASED GENITAL
PARTS
<i>Cast from Original in National Museum, Rome</i> | |
| 15 | INFANT IN SWADDLING CLOTHES.
Traces of white foundation
colour | <i>From Palestrina</i> |
| 16 | LEFT HAND HOLDING VOTIVE
OINTMENT POT ... | <i>From Isola Farnese</i> |
| 17 | CHILD'S RATTLE, representing
infant in cradle. Traces of
colouring | — |
| 18 | MARBLE DONARIUM, representing
uterus | — |

- 19 FEMALE FIGURE IN KNEELING
POSTURE AND PRESSING
ABDOMEN WITH BOTH HANDS

Capua. Temple of Maternity

The kneeling position occurs frequently in Egyptian and Greek monuments representing labour. Possibly this statuette may represent one of the old Roman deities (Nixi) presiding over labour—which were represented in a kneeling posture,—of whom assistance was asked by parturient women during the earlier stages of labour.

- 20 MODEL OF A BREAST *From Veii*
- 21 AGED NURSE, OR GRANDPARENT,
CARRYING INFANT ON LEFT
ARM, AND HOLDING WITH THE
RIGHT AN OLDER CHILD WALK-
ING BY HER SIDE —
- 22 MODEL OF A BREAST *From Capua*
- 23 KNEELING FEMALE FIGURE. (See
No. 19) —
- 24 PLACENTA. *From Temple of Mater-
nity, Capua* *Lent by Dr. C. Godson*
- 25 UTERUS BISEPTUS WITH LEFT
OVARY
From Isola Farnese *Lent by Dr. C. Godson*
- 26 UTERUS BISEPTUS... .. *From Tiber*
- 27 UTERUS WITH RIGHT OVARY *From Isola Farnese*
- 28 ABDOMINAL VISCERA.
Cast from original in National Museum, Rome
- 29 UTERUS WITH LEFT OVARY —
- 30 UTERUS.
Cast from original in National Museum, Rome
- 31 UTERUS —
- 32 PLACENTA —

- | | | | | | | | |
|----|---|-----|-----|-----|------------------------------|-----|---|
| 33 | PUDENDA | ... | ... | ... | ... | — | |
| 34 | OVARY | ... | ... | ... | ... | — | |
| 35 | OVARY | ... | ... | ... | ... | — | |
| 36 | UTERUS | ... | ... | ... | ... | — | |
| 37 | UTERUS | ... | ... | ... | ... | — | |
| 38 | UTERUS | ... | ... | ... | ... | — | |
| 39 | OVARY | ... | ... | ... | ... | — | |
| 40 | OVARY | ... | ... | ... | ... | — | |
| 41 | PUDENDA | ... | ... | ... | <i>Lent by Dr. C. Godson</i> | | |
| 42 | GROUP OF MAN AND WIFE | | | | | ... | — |
| | The woman, with arms round her husband's neck, turns her head forward towards the Deity, as if to thank, or intercede, for recovery from disease or danger. | | | | | | |
| 43 | FEMALE HEAD, with patches of hair missing on scalp, suggesting <i>alopecia areata</i> | | | | | | |
| | <i>Cast from original in National Museum, Rome</i> | | | | | | |
| | Found on the Quirinal, together with other votive offerings. | | | | | | |
| 44 | MAN LIFTING LOWER PART OF TOGA ABOVE LEFT KNEE TO SHOW DISEASED LEG | | | | | ... | — |
| 45 | MODEL OF FIBROUS POLYPUS | | | | | | |
| | <i>Temple of Maternity, Capua</i> | | | | | | |
| 46 | HEART | ... | ... | ... | ... | — | |
| 47 | VOTIVE PLAQUE, representing patient at a healing spring | | | | | ... | — |
| | On the left of the spring stands the local nymph with right hand outstretched towards the source. On her left stands Hercules with lion's skin over his head. | | | | | | |
| 48 | EYE... | ... | ... | ... | ... | — | |
| 49 | EAR | ... | ... | ... | ... | — | |

- | | | | | | | |
|----|--|-----|-----|-----|-----|-----|
| 50 | HEART | ... | ... | ... | ... | — |
| 51 | CONVALESCENT IN HOODED CLOAK | | | | | — |
| | Possibly a representation of Telesphorus,
the god of Convalescence. | | | | | |
| 52 | RICKETY CHILD WITH NECKLACE
OF BULLAE AND OTHER PRO-
TECTIVE AMULETS CONTAINING
<i>prævia remedia</i> | | | | | ... |
| 53 | AN ELBOW, with scattered, rounded
and elevated patches on extensor
surface indicating the discoid
form of psoriasis | | | | | — |
| | <i>Cast from original in National Museum, Rome</i> | | | | | |
| 54 | LOWER PORTION OF HEAD, showing
floor of the mouth, lower man-
dible, tongue, œsophagus and
trachea. | | | | | ... |
| 55 | TONGUE | ... | ... | ... | ... | — |
| 56 | TONGUE | ... | ... | ... | ... | — |
| 57 | LEFT THUMB | ... | ... | ... | ... | — |
| 58 | UMBILICAL HERNIA | ... | ... | ... | ... | — |
| 59 | RICKETY CHILD | ... | ... | ... | ... | — |
| 60 | RICKETY CHILD HOLDING SACRI-
FICIAL COCK UNDER LEFT ARM | | | | | — |
| 61 | DEFORMED TRUNK | ... | ... | ... | ... | — |
| 62 | SET OF TEETH | ... | ... | ... | ... | — |
| 63 | FÆCES | ... | ... | ... | ... | — |
| 64 | FRAGMENT OF TRUNK, showing
digestive organs | | | | | ... |
| 65 | LEFT FOOT | ... | ... | ... | ... | — |
| 66 | LEFT HAND | ... | ... | ... | ... | — |
| 67 | BUST OF FEMALE DEITY WITH
DIADEM HEAD-DRESS. Traces
of colouring | | | | | ... |

68	RIGHT HAND	—
69	RIGHT FOOT	—
70	LARYNX				

Cast from original in National Museum, Rome

71, 72, 73, 74	PLAQUES showing internal viscera	—
75	BUBO	—
76, 77, 78	FÆCES	—
79	PART OF INTESTINE		—
80	INTESTINES				

Cast from original in National Museum, Rome

81	PENIS, with long, swollen prepuce suggesting phimosis		—
82	MALE GENITALS	—
83, 84, 85	BUBOES (?)	—

SOUTH-EAST CORNER

Cases 19, 20 and 21 ROMAN VOTIVE OFFERINGS FOR HEALTH, ROMAN SURGICAL INSTRUMENTS

Lent by Dr. Capparoni, Rome

SOUTH-WEST CORNER

Case 24 ANCIENT EGYPTIAN, PHœNICIAN, ROMAN AND SYRIAN GLASS: Cinerary Urns, Flasks, Phials, Unguentaria, Stibium and Perfume Bottles.

Case 128 ANCIENT EGYPTIAN AND PRIMITIVE SURGICAL AND OTHER INSTRUMENTS.

Case 27

ANCIENT GLASS AND EARTHENWARE URINALS.

DR. EDWARD JENNER'S MEDICINE CHEST.

DR. EDWARD JENNER'S MEDICINE CABINET.

MEDICINE CHEST used by Lord Nelson on board the "Victory."

Case 27—*continued*

DR. LIVINGSTONE'S POCKET BIBLE

Lent by W. B. Hilliard & Sons

DR. LIVINGSTONE'S POCKET INSTRUMENT CASE

*Lent by W. B. Hilliard & Sons*MEDICINE CHEST used by the Duke of Wellington
during his campaign in the Peninsula.ORDER FOR MEDICINES written by the Duke of
Wellington *Lent by Dr. J. Elliot Square*

MUNGO PARK'S POCKET INSTRUMENT CASE

Lent by the Royal College of Surgeons

DR. LIVINGSTONE'S WALKING STICK

Lent by G. A. Wolfendale, Esq.

ANCIENT EGYPTIAN MEDICINE CHEST.

Case 28

TWO ANATOMICAL FIGURES, male and female,
modelled in wax, representing Life and Death.CHINESE CARVED RHINOCEROS HORN CUPS, used to
prevent the effects of poisonous liquids placed in
them.

CRYSTAL POISON CUPS.

It was believed that the cups would crack
if a poisonous liquid was placed in them.TIBETAN DEITIES, PRAYER WHEEL, HUMAN SKULLS
AND CHARM CASES, etc.

EAST SIDE

Case 29 LARGE SURGICAL SAW of the 16th century.

LEATHER SURGICAL INSTRUMENT CASES of the 16th
century.

ARTIFICIAL MECHANICAL ARM, 18th century.

CHINESE ANATOMICAL FIGURE, carved in wood and
painted, showing venous system, probably used
for teaching anatomy.

Case 29—*continued*

JAPANESE ANATOMICAL MANNIKIN showing internal organs and covered with human skin.

ANCIENT CHINESE MEDICAL DOCUMENTS, 100-200 B.C. *Lent by Sir Aurel Stein, K.C.I.E.*

PORTION OF THE PLANE TREE FROM THE ISLAND OF COS, under which, according to tradition, Hippocrates sat and talked to his disciples. *Lent by the Royal College of Surgeons*


COLLECTION OF GRECO-ROMAN TERRA - COTTA FIGURES of pathological interest, discovered near Smyrna. *Lent by M. Paul Gaudin, Versailles*

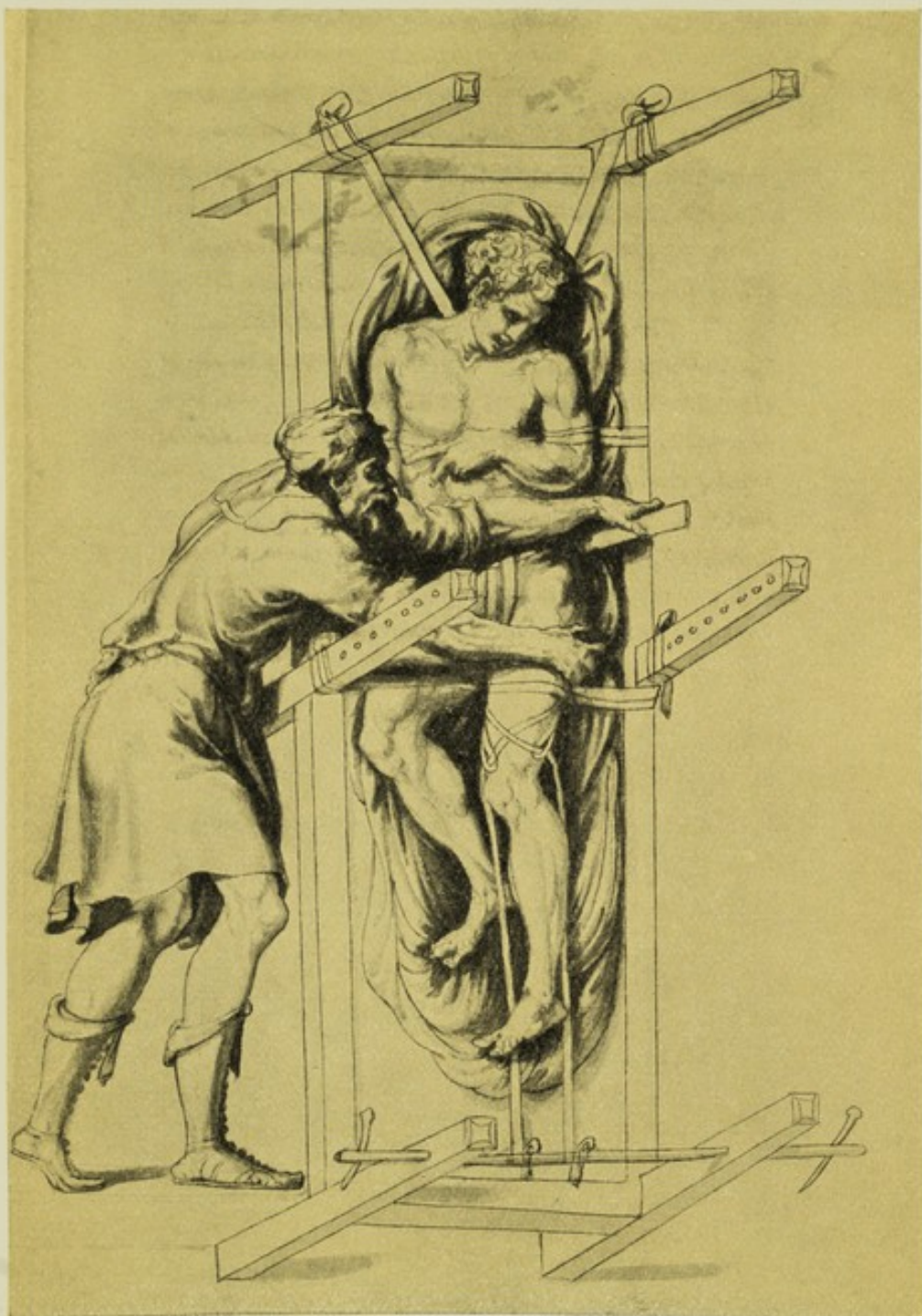
Case 18 OBSTETRICAL INSTRUMENTS —

343 AZTEC FIGURE REPRESENTING "LIFE" —

344 AZTEC FIGURE REPRESENTING "DEATH" —

From the originals in the National Museum, Mexico City





REDUCING A DISLOCATED THIGH
From a MS. of the XIV Century



CASES UNDER THE GALLERIES

Surgical Instruments

- Case 1 SURGICAL INSTRUMENTS. Native Oriental.
- „ 2 SURGICAL INSTRUMENTS. Native African.
- „ 3 SURGICAL INSTRUMENTS AND VOTIVE OFFERINGS.
Greco-Roman.
- „ 4 GYNÆCOLOGICAL INSTRUMENTS, from the 16th to
the 18th century.
- „ 5 OBSTETRICAL INSTRUMENTS, from the 18th to
the 19th century.
- „ 6 OBSTETRICAL INSTRUMENTS, from the 18th to
the 19th century.
- „ 7 OBSTETRICAL AND LITHOTOMY INSTRUMENTS,
from the 18th to the 19th century.
- „ 8 LITHOTOMY INSTRUMENTS, from the 16th to the
19th century.
- „ 9 TREPPANNING AND OTHER INSTRUMENTS, from the
16th to the 18th century.
- „ 10 SURGICAL INSTRUMENTS, from the 15th to the
18th century.
- „ 11 AMPUTATION SAWS AND KNIVES, from the 16th
to the 19th century.
- „ 12 SCARIFICATORS AND SYRINGES, from the 17th to
the 19th century.

Surgical Instruments—*continued*

Case 13 INSTRUMENTS FOR DIAGNOSIS, ORAL AND THROAT INSTRUMENTS.

„ 14 SCISSORS AND FORCEPS, from the 17th to the 19th century.

„ 15 LANCETS AND POCKET LANCET CASES, from the 17th to the 19th century.

„ 16 DENTAL INSTRUMENTS, from the 16th to the 19th century.

„ 17 ARTIFICIAL DENTURES AND DENTAL INSTRUMENTS, from the 18th to the 19th century.



GALLERY OF THE HALL

- Case 30 SURGICAL INSTRUMENTS AND OPTICAL APPLIANCES.
- „ 31 SPECTACLES AND EYE-GLASSES, ETC.
- „ 32 CHARMS AND TALISMANS.
- „ 33 CHARMS AND TALISMANS.
- „ 34 CHARMS AND TALISMANS.
- „ 35 CHARMS AND TALISMANS.
- „ 36 CHARMS AND TALISMANS.
- „ 37 CHARMS, TALISMANS AND SURGICAL AND VETERINARY INSTRUMENTS.
- „ 38 EGYPTIAN AMULETS AND CHARMS.
- „ 39 EGYPTIAN AMULETS AND CHARMS.
- „ 40 ANCIENT AND BARBARIC COMBS AND HAIR PINS.

Water-Colour Enlargements of Miniatures, from Early Manuscripts on Medicine, Surgery, Pharmacy, Chemistry, Botany, etc., from the 5th to the 17th century.

- 1 UPROOTING A MANDRAKE.
From a MS. of the 14th century.
- 2 MANDRAKE, FEMALE.
From a MS. of the 14th century.
- 3 DIOSCORIDES DESCRIBING THE METHOD OF GATHERING, AND THE PROPERTIES OF THE MANDRAKE.
- 4 CHEIRON EXPLAINING THE PROPERTIES OF HERBS TO HIS DISCIPLES.
From a MS. of Dioscorides. 6th century.

-
- 5 MANDRAKES, MALE AND FEMALE.
From a MS. of the 15th century.
 - 6 MANDRAKE, MALE.
From a MS. of the 15th century.
 - 7 MANDRAKE, MALE.
From a MS. of the 15th century.
 - 8 MANDRAKES, MALE AND FEMALE.
From a MS. of the 14th century.
 - 9 DIOSCORIDES WRITING HIS WORK ON MATERIA
MEDICA.
 - 10 THE THREE PATRONESSES OF MEDICINE.
From a MS. of Dioscorides, 12th
century.
 - 11 MANDRAKE, MALE.
From a MS. of the 15th century.
 - 12 MANDRAKE GROWING.
From a MS. of the 14th century.
 - 13 UPROOTING A MANDRAKE.
From a MS. of the 16th century.
 - 14 UPROOTING A MANDRAKE.
From an Italian MS. of the 15th
century.
 - 15 THE FATHERS OF MEDICINE.
From a MS. of Dioscorides. 6th century.
 - 16 ÆSCULAPIUS, PLATO AND CENTAUR.
From an Anglo-Saxon MS. of the 12th
century.
 - 17 MANDRAKE, MALE.
From a MS. of the 14th century.
 - 18 MANDRAKE, MALE.
From a MS. of the 14th century.
 - 19 UPROOTING THE MANDRAKE.
From a MS. of the 14th century.

-
- 20 PHYSICIAN WITH URINE FLASK.
From a MS. of the 9th century.
- 21 GREEK PHYSICIAN.
From a MS. of the 12th century.
- 22 MANDRAKE, FEMALE.
From a MS. of the 14th century.
- 23 MANDRAKE, FEMALE.
From a MS. of the 16th century.
- 306 GREEK PHYSICIAN ATTENDING A PATIENT.
From a MS. of the 13th century.
- 307 UPROOTING MANDRAKE.
From a MS. of the 16th century.
- 308 SURGEON BANDAGING A PATIENT.
From a MS. of the 13th century.
- 24 MANDRAKE, FEMALE.
From a MS. of the 15th century.
- 25 MANDRAKE, MALE.
From a MS. of the 15th century.
- 26 UPROOTING A MANDRAKE.
From a MS. of the 16th century.
- 27 UPROOTING A MANDRAKE.
From a MS. of the 14th century.
- 28 MANDRAKES, MALE AND FEMALE.
From a MS. of the 16th century.
- 29 MANDRAKE, FEMALE.
From a MS. of the 14th century.
- 30 APPLICATION OF THE ACTUAL CAUTERY FOR SCIATICA.
From a MS. of the 12th century.
- 31 APPLICATION OF THE ACTUAL CAUTERY FOR
PULMONARY DISEASES.
From a MS. of the 12th century.

- 32 APPLICATION OF THE ACTUAL CAUTERY TO THE
HANDS AND FEET.
From a MS. of the 13th century.
- 33 APPLICATION OF THE ACTUAL CAUTERY IN
ELEPHANTIASIS.
From a MS. of the 13th century.
- 34 MANDRAKE, FEMALE.
From a MS. of the 15th century.
- 35 MANDRAKE, MALE.
From a MS. of the 14th century.
- 36 PATIENTS AFTER BEING CAUTERISED.
From a MS. of the 13th century.
- 37 ANGLO-SAXON SURGEON APPLYING THE ACTUAL
CAUTERY FOR PAINS IN THE HEAD AND CHEST.
From a MS. of the 14th century.
- 38 APPLICATION OF THE ACTUAL CAUTERY OVER THE
SPLEEN.
From a MS. of the 14th century.
- 39 APPLICATION OF THE ACTUAL CAUTERY FOR RHEU-
MATISM.
From a MS. of the 14th century.
- 40 MANDRAKE, FEMALE.
From a MS. of the 12th century.
- 41 UPROOTING A MANDRAKE.
From a MS. of the 14th century.
- 42 UPROOTING A MANDRAKE.
From a MS. of the 14th century.
- 43 BURVING THE VICTIMS OF PLAGUE AT Tournai.
From a MS. of the 10th century.
- 44 PATIENTS BRINGING URINE TO THE PHYSICIAN FOR
EXAMINATION.
From a MS. of the 14th century.
- 45 EMPEROR VALERIUS DEVoured BY WORMS.
From a MS. of the 14th century.

-
- 46 APPLICATION OF THE ACTUAL CAUTERY FOR EPILEPSY.
From a MS. of the 12th century.
- 47 APPLICATION OF THE ACTUAL CAUTERY FOR EYE
DISEASES.
From a MS. of the 12th century.
- 48 MANDRAKE, MALE.
From a MS. of the 15th century.
- 49 MANDRAKE, FEMALE.
From a MS. of the 14th century.
- 50 MANDRAKE, MALE.
From a MS. of the 15th century.
- 51 SURGICAL OPERATIONS ON PATIENTS, AND DRESSING
WOUNDS.
From a French MS. of the 13th century.
- 52 SURGEONS DIAGNOSING AND PRESCRIBING FOR
PATIENTS.
From a MS. of the 13th century.
- 53 APPLICATION OF THE ACTUAL CAUTERY FOR GOUT.
From a MS. of the 17th century.
- 54 APPLICATION OF THE ACTUAL CAUTERY FOR DISEASES
OF THE EYES.
From a MS. of the 12th century.
- 55 MANDRAKE, FEMALE.
From a MS. of the 15th century.
- 56 UPROOTING A MANDRAKE.
From a MS. of the 15th century.
- 57 PHYSICIANS PRESCRIBING FOR AND ATTENDING TO
PATIENTS.
From a MS. of the 13th century.
- 58 PHYSICIANS PRESCRIBING FOR AND ATTENDING TO
WOUNDED PATIENTS.
From a MS. of the 13th century.
- 59 APPLICATION OF THE ACTUAL CAUTERY FOR STOMACH
TROUBLES.
From a MS. of the 12th century.

- 60 APPLICATION OF THE ACTUAL CAUTERY FOR PAIN IN
THE BACK.
From a MS. of the 12th century.
- 61 MANDRAKE, MALE.
From a MS. of the 15th century.
- 62 MANDRAKE, FEMALE.
From a MS. of the 15th century.
- 63 PHYSICIANS DIAGNOSING AND TREATING PATIENTS.
From a MS. of the 13th century.
- 64 PHYSICIANS OPERATING ON AND ATTENDING WOUNDED
PATIENTS.
From a MS. of the 13th century.
- 65 APPLICATION OF THE ACTUAL CAUTERY FOR THROAT
AND CHEST DISEASES.
From a MS. of the 12th century.
- 66 APPLICATION OF THE ACTUAL CAUTERY TO THE
REGION OF THE SPLEEN.
From a MS. of the 12th century.
- 67 UPROOTING A MANDRAKE.
From a MS. of the 15th century.
- 68 PHYSICIAN ADMINISTERING A POTION OF PLANTAGO
(RIB-GRASS) FOR AFTER-PAINS.
From an Italian MS. of the 12th century.
- 69 PHYSICIAN BANDAGING AND OPERATING ON THE
SKULL.
From a MS. of the 12th century.
- 70 PHYSICIAN REDUCING DISLOCATION OF THE ARM.
From a MS. of the 12th century.
- 71 PHYSICIAN APPLYING ACTUAL CAUTERY FOR HEAD-
ACHE.
From a MS. of the 12th century.
- 72 APPLICATION OF THE ACTUAL CAUTERY TO THIGH
AND BACK.
From a MS. of the 12th century.

- 73 PHYSICIAN ATTENDING PATIENT.
From a MS. of the 12th century.
- 74 PLACING ARISTOLOCHIA UNDER A PATIENT'S BED
TO KEEP AWAY DEMONS AND PRESERVE HEALTH.
From an Italian MS. of the 12th century.
- 75 PHYSICIAN EXAMINING THE ABDOMEN OF A CHILD.
From an Italian MS. of the 12th century.
- 76 EXTRACTING A TOOTH.
From a MS. of the 15th century.
- 77 ANGLO-SAXON SURGEON APPLYING THE ACTUAL
CAUTERY FOR PAINS IN THE HEAD AND BREAST.
From a MS. of the 12th century.
- 78 APPLYING THE ACTUAL CAUTERY FOR DROPSY.
From a MS. of the 12th century.
- 79 APPLICATION OF THE ACTUAL CAUTERY TO THE
SCROTUM.
From a MS. of the 12th century.
- 80 MONSTER: a Boy with one large Leg. (Elephantoid
hypertrophy of one foot.)
From a MS. of the 15th century.
- 81 EXTRACTING THE HEART AFTER DEATH.
From a MS. of the 13th century.
- 82 ADMINISTERING NOURISHMENT TO PATIENTS IN
HOSPITAL.
From a MS. of the 13th century.
- 83 APPLICATION OF THE ACTUAL CAUTERY FOR LUNG
HÆMORRHAGE.
From a MS. of the 12th century.
- 84 PHYSICIAN APPLYING THE ACTUAL CAUTERY FOR
PAINS IN THE HEAD.
From a MS. of the 12th century.
- 85 MONSTER: a Child with a large Eye. (A male
cyclopic child.)
From a MS. of the 15th century.

-
- 86 MONSTER: a Boy with one large Leg. (Elephantoid hypertrophy or gigantism.)
From a MS. of the 15th century.
- 87 EARLY METHOD OF ARTIFICIALLY FEEDING AN INFANT.
From a MS. of the 13th century.
- 88 HOSPITAL PHARMACY, PHYSIC GARDEN, WITH MATRON SUPERINTENDING.
From a MS. of the 15th century.
- 89 MANFREDUS RECEIVING PATIENTS.
On the right is depicted an Apothecary mixing drugs in a mortar.
- 90 APPLICATION OF THE ACTUAL CAUTERY FOR A DISEASE OF THE LIVER.
From a MS. of the 12th century.
- 91 APPLICATION OF THE ACTUAL CAUTERY TO THE BODY.
From a MS. of the 12th century.
- 92 BOY WITH ARMS REVERSED.
From a MS. of the 15th century.
- 93 MAN EATING RAW FISH. (Abnormal taste.)
From a MS. of the 15th century.
- 94 JOHN OF ARDERNE. English Surgeon, 13th century.
From a MS. of the 15th century.
- 95 SPANISH PHYSICIAN. 16th century.
- 96 APPLICATION OF THE ACTUAL CAUTERY FOR PAINS IN THE HEAD.
From a MS. of the 12th century.
- 97 APPLICATION OF THE ACTUAL CAUTERY FOR HEART DISEASE.
From a MS. of the 12th century.
- 98 MAN WITH MALFORMED EAR.
From a MS. of the 15th century.
- 99 MANDRAKE.
From a MS. of the 16th century.

-
- 100 MANDRAKE, FEMALE.
From a MS. of the 16th century.
- 101 MANDRAKE, FEMALE.
From a MS. of the 16th century.
- 102 MANDRAKE.
From a MS. of the 14th century.
- 103 MANDRAKE.
From a MS. of the 16th century.
- 104 UPROOTING A MANDRAKE.
From a MS. of the 8th century.
- 105 DOG UPROOTING A MANDRAKE.
From an Italian MS. of the 15th century.
- 106 DOG UPROOTING A MANDRAKE.
From a MS. of the 14th century.
- 107 MANDRAKE, MALE.
From a woodcut of the 15th century.
- 108 MANDRAKE, FEMALE.
From a MS. of the 15th century.
- 109 HERB, LUCCA MAJOR.
From a MS. of the 16th century.
- 110 HERB, LUCCA MINOR.
From a MS. of the 16th century.
- 111 MANDRAKE.
From a MS. of the 16th century.
- 112 MANDRAKE, FEMALE.
From a MS. of the 16th century.
- 113 MANDRAKE, MALE.
From a MS. of the 15th century.
- 114 TOBIAS RECOVERING SIGHT, by means of the
swallows' excrement.
From a MS. of the 15th century.
- 115 PHYSICIAN ATTENDING A PATIENT.
From a MS. of the 15th century.

- 116 MONSTER, Headless, with Face in the Chest.
From a MS. of the 15th century.
- 117 MONSTER: Boy with four supernumerary hands.
From a MS. of the 15th century.
- 118 BEARDED WOMAN.
From a MS. of the 15th century.
- 119 MAN CANNIBAL.
From a MS. of the 15th century.
- 120 ANATOMICAL DIAGRAM.
From a Tibetan MS. of the 16th century.
- 121 ANATOMICAL FIGURE.
From a MS. of John of Arderne.
- 122 SIGNATURES OF PLANTS LIKE A SCORPION.
From J. B. Porta's "Phytognomia."
16th century.
- 123 PLANT LIKE A STAG.
From a woodcut of the 16th century.
- 124 ANATOMICAL DRAWING SHOWING THE EYES, NOSE
AND MOUTH.
From a MS. of the 13th century.
- 125 ANATOMICAL DRAWING SHOWING THE KIDNEYS,
TRACHEA, LIVER AND OTHER INTERNAL ORGANS.
From a MS. of the 13th century.
- 126 ANATOMICAL FEMALE FIGURE. 13th century.
- 127 ANATOMICAL FEMALE FIGURE. 13th century.
- 128 PLANT LIKE A COCK'S COMB.
From a woodcut of the 16th century.
- 129 PLANT LIKE A BUTTERFLY.
From a woodcut of the 16th century.
- 130 ANATOMICAL DRAWING SHOWING THE GENITAL
ORGANS, TESTICLES AND BLADDER
From a MS. of the 13th century

-
- 131 ANATOMICAL DRAWING SHOWING GENITAL ORGANS,
UTERUS, ETC.
From a MS. of the 13th century.
- 132 FIGURE DEPICTING WOUNDS MADE BY VARIOUS
WEAPONS.
From a MS. of the 13th century.
- 133 FIGURE SHOWING POSITIONS FOR BLEEDING.
From a MS. of the 13th century.
- 134 PLANT LIKE THE FANGS OF A SNAKE.
From a woodcut of the 16th century.
- 135 PLANT LIKE THE HORNS OF A RAM.
From a woodcut of the 16th century.
- 136 NASAL MEDICATION.
From a Persian MS. of the 16th century.
- 137 OPERATION FOR CATARACT.
From a MS. of the 10th century.
- 138 SURGEON EXAMINING A PATIENT'S ARM.
From a MS. of the 15th century.
- 139 PLANT LIKE THE UTERUS.
From a woodcut of the 16th century.
- 140 PLANT LIKE THE PENIS.
From a woodcut of the 16th century.
- 141 OPERATION ON THE EYE.
From a Persian MS. of the 16th century.
- 142 DENTIST.
From a MS. of the 16th century.
- 143 PHYSICIAN ATTENDING PATIENT.
From a MS. of the 15th century.
- 144 PLANT LIKE A CRAYFISH.
From a woodcut of the 16th century.
- 145 PLANT LIKE THE HEAD OF A CALF.
From a woodcut of the 16th century.

-
- 146 PHYSICIAN FEELING A PATIENT'S PULSE.
From a MS. of the 15th century.
- 147 SURGEON OPENING AN ABSCESS IN THE ARM.
From a Turkish MS. of the 16th century.
- 148 ASTROLOGICAL MAN.
From a MS. of the 15th century.
Showing various parts of the body supposed to be under the influence of the Signs of the Zodiac.
- 149 ASTROLOGICAL MAN.
From a MS. of the 14th century.
- 150 PLANT LIKE A HALF-MOON.
From a woodcut of the 16th century.
- 151 PLANT LIKE THE TONGUE OF A DOG.
From a woodcut of the 16th century.
- 152 REDUCING A DISLOCATED SHOULDER.
From a Turkish MS. of the 16th century.
- 153 ASTROLOGICAL MAN.
From a MS. of the 14th century.
- 154 ASTROLOGICAL MAN.
From a MS. of the 15th century.
- 155 PLANT LIKE A HAND.
From a woodcut of the 16th century.
- 156 PLANT LIKE THE SPECKLES ON A FISH.
From a woodcut of the 16th century.
- 157 SYRINGING THE URETHRA.
From a Turkish MS. of the 16th century.
- 158 DEMONSTRATION IN ANATOMY.
From a woodcut of the 17th century.
- 159 ARABIAN SURGEON REDUCING DISLOCATION.
From a MS. of the 14th century.
- 160 PHYSICIAN, APOTHECARY AND PATIENT.
From a woodcut of the 15th century.
- 161 PLANT LIKE THE HORNS OF A BULL.
From a woodcut of the 16th century.

-
- 162 PLANT LIKE A UNICORN.
From a woodcut of the 16th century.
- 163 SYRINGING THE THROAT.
From a Turkish MS. of the 16th century.
- 164 PHYSICIAN EXAMINING URINE AT BEDSIDE OF
PATIENT.
From a MS. of the 16th century.
- 165 PHYSICIAN EXAMINING URINE AND RECEIVING
PATIENTS.
From a MS. of the 16th century.
- 166 PLANT LIKE THE CREST OF A PEACOCK.
From a woodcut of the 16th century.
- 167 PLANT LIKE THE FANGS OF A SNAKE.
From a woodcut of the 16th century.
- 168 OPERATION ON THE TONGUE.
From a Turkish MS. of the 16th century.
- 169 REDUCING A DISLOCATED ARM.
From a Turkish MS. of the 16th century.
- 170 PHYSICIAN HEATING CAUTERIES.
From a MS. of the 15th century.
- 171 DEATH AND THE PHYSICIAN.
From a MS. of the 15th century.
- 172 PLANT LIKE A FROG.
From a woodcut of the 16th century.
- 173 REDUCING A DISLOCATED ANKLE.
From a Turkish MS. of the 16th
century.
- 174 CÆSAREAN OPERATION.
From a MS. of the 15th century.
- 175 CÆSAREAN OPERATION.
From a MS. of the 16th century.
- 176 PLANT LIKE A CRESTED LARK.
From a woodcut of the 16th century.

- 177 PLANT LIKE THE HUMAN JAW.
From a woodcut of the 16th century.
- 178 PLANT LIKE THE EYES.
From a woodcut of the 16th century.
- 179 APPLYING THE ACTUAL CAUTERY TO THE HEAD.
From a Turkish MS. of the 16th century.
- 180 PHYSICIAN ATTENDING A SICK NOBLEMAN.
From a MS. of the 15th century.
- 181 PHYSICIAN ATTENDING AT BEDSIDE OF PATIENT.
From a MS. of the 15th century.
- 182 PLANT LIKE A WEBBED FOOT.
From a woodcut of the 16th century.
- 183 DENTAL OPERATION.
From a Turkish MS. of the 16th century.
- 184 AN ACCOUCHEMENT.
From a MS. of the 16th century.
- 185 CÆSAREAN OPERATION.
From a MS. of the 15th century.
- 186 PLANT LIKE A BEE.
From a woodcut of the 16th century.
- 187 PLANT LIKE THE TONGUE OF A BULL.
From a woodcut of the 16th century.
- 188 THE CALENDAR, OR BIRD OF ILL-OMEN.
The position of the bird was believed to indicate either recovery or death of the patient; when the head faced the patient, the prognosis was that he would recover; when the tail faced the patient, the prognosis was that he would die.
From a MS. of the 15th century.
- 189 AN ACCOUCHEMENT.
From a MS. of the 16th century.
- 190 AN ACCOUCHEMENT.
From a MS. of the 15th century.

-
- 191 PHYSICIAN PREPARING A POTION WITH GLADIOLUS.
From an Italian MS. of the 12th century.
- 192 ROOTS AND LEAVES OF VERONICA FOR INFLAMED
EYES AND PAIN IN THE EAR.
From an Italian MS. of the 12th century.
- 193 PHYSICIAN EXAMINING A PATIENT'S HEAD.
From a MS. of the 13th century.
- 194 ADMINISTERING MEDICINE TO A PATIENT.
From a MS. of the 13th century.
- 195 A CHARLATAN.
From a MS. of the 15th century.
- 196 PHYSICIAN IN THE HOUSE OF A PATIENT.
From a MS. of the 15th century.
- 197 PHYSICIAN PRESCRIBING WATERCRESS FOR BOILS.
From an Italian MS. of the 12th century.
- 198 PHYSICIAN ANOINTING AN INFLAMED BREAST
WITH ROSE OIL.
From an Italian MS. of the 12th century.
- 199 NURSE ADMINISTERING A POTION TO A PATIENT.
From a MS. of the 13th century.
- 200 MESUÉ, ARABIAN PHYSICIAN.
From a MS. of the 15th century.
- 201 A PHYSICIAN.
From a MS. of the 16th century.
- 202 SYMBOLIC ALCHYMICAL DRAWING.
From a MS. of the 16th century.
- 203 SYMBOLIC ALCHYMICAL DRAWING.
From a MS. of the 16th century.
- 204 EXTRACTING THE LIVER FROM A CODFISH.
From a MS. of the 16th century.
- 205 PHYSICIAN PRESCRIBING FOR A SICK MAN.
From a MS. of the 14th century.
- 206 DEMONSTRATION IN ANATOMY.
From a woodcut of 1685.

- 207 BLOOD-LETTING.
From a MS. of the 15th century.
- 208 ALCHYMICAL SYMBOL.
From a MS. of the 15th century.
- 209 ALCHYMICAL SYMBOL.
From a MS. of the 15th century.
- 210 PHYSICIAN EXAMINING DISEASED MAMMARY GLAND.
From a MS. of the 15th century.
- 211 ST. COSMAS AND ST. DAMIAN.
From a MS. of the 15th century.
- 212 ST. COSMAS AND ST. DAMIAN.
From a MS. of the 15th century.
- 213 ALCHYMICAL SYMBOL.
From a MS. of the 15th century.
- 214 ALCHYMICAL SYMBOL.
From a MS. of the 15th century.
- 215 DEMONSTRATION ON ANATOMY.
From a woodcut of the 15th century.
- 216 PHYSICIAN EXAMINING THE URINE OF A PATIENT ;
AND AN APOTHECARY'S SHOP.
From a woodcut of the 15th century.
- 217 SYMBOLIC REPRESENTATION OF AN ALCHYMICAL
PROCESS.
From a MS. of the 16th century.
- 218 COLLECTING THE BLOOD OF INFANTS FOR
ALCHYMICAL PURPOSES.
From a MS. of the 16th century.
- 219 SYMBOLIC ALCHYMICAL DRAWING.
From a MS. of the 15th century.
- 220 SYMBOLIC ALCHYMICAL DRAWING.
From a MS. of the 15th century.
- 221 SURGEON PERFORMING AN ABDOMINAL SECTION ON
A WOMAN.
From a MS. of the 15th century.

- 222 DRAWING THE VENOM FROM A SERPENT'S BITE BY
THE APPLICATION OF A PIGEON.
From a woodcut of the 16th century.
- 223 ABDOMINAL SECTION PERFORMED ON A VIENNESE
LADY, on November 10th, 1549, "from which,"
it is related, "she made a good recovery."
- 224 CUPPING PATIENTS.
From a MS. of the 14th century.
- 225 SYMBOLIC ALCHYMICAL DRAWING.
From a MS. of the 15th century.
- 226 SYMBOLIC ALCHYMICAL DRAWING.
From a MS. of the 15th century.
- 227 SURGEON PERFORMING AN ABDOMINAL SECTION.
From a MS. of the 15th century.
- 228 SYMBOLIC ALCHYMICAL DRAWING.
From a MS. of the 15th century.
- 229 SYMBOLIC ALCHYMICAL DRAWING.
From a MS. of the 15th century.
- 230 SYMBOLIC ALCHYMICAL DRAWING.
From a MS. of the 15th century.
- 231 SYMBOLIC ALCHYMICAL DRAWING.
From a MS. of the 15th century.
- 232 METHOD OF BANDAGING THE BREAST.
From a MS. of the 14th century.
- 233 METHOD OF BANDAGING THE COLLAR-BONE.
From a MS. of the 14th century.
- 234 METHOD OF BANDAGING THE CHEST AND
SHOULDERS.
From a MS. of the 14th century.
- 235 SYMBOLIC ALCHYMICAL DRAWING.
From a MS. of the 15th century.
- 236 SYMBOLIC ALCHYMICAL DRAWING.
From a MS. of the 15th century.

-
- 237 SATURN IN THE SIGNS OF AQUARIUS AND
CAPRICORN.
From a MS. of the 15th century.
- 238 VENUS IN THE SIGNS OF LIBRA AND TAURUS.
From a MS. of the 15th century.
- 239 METHOD OF BANDAGING THE HANDS.
From a MS. of the 14th century.
- 240 METHOD OF BANDAGING THE ABDOMEN.
From a MS. of the 14th century.
- 241 SYMBOLIC ALCHYMICAL DRAWING.
From a MS. of the 15th century.
- 242 SYMBOLIC ALCHYMICAL DRAWING.
From a MS. of the 15th century.
- 243 LUNA IN THE SIGN OF CANCER.
From a MS. of the 15th century.
- 244 JUPITER IN THE SIGN OF PISCES AND SAGITTARIUS.
From a MS. of the 15th century.
- 245 METHOD OF BANDAGING THE LEGS.
From a MS. of the 14th century.
- 246 METHOD OF BANDAGING THE BACK.
From a MS. of the 14th century.
- 247 FIGURE SHOWING VEINS FOR BLOOD-LETTING.
From a MS. of the 14th century.
- 248 SURGEON BLEEDING PATIENT.
From a MS. of the 14th century.
- 249 METHOD OF BANDAGING THE CHEST AND
SHOULDERS.
From a MS. of the 14th century.
- 250 METHOD OF BANDAGING THE BODY.
From a MS. of the 14th century.
- 251 METHOD OF BANDAGING THE BODY.
From a MS. of the 14th century.
- 252 METHOD OF BANDAGING THE FACE AND HEAD.
From a MS. of the 14th century.

- 253 ALCHYMICAL APPARATUS.
From a MS. of the 15th century.
- 254 ALCHYMICAL FURNACE.
From a MS. of the 15th century.
- 255 URINE CHART.
From a MS. of the 15th century.
- 256 FAÇADE OF THE TEMPLE OF ÆSCULAPIUS AT
EPIDAUROS.
From a restoration by Defrasse.
- 257 APOLLONIA BEING TORTURED BY HAVING ALL HER
TEETH EXTRACTED.
From a MS. of the 15th century.
- 258 SICK PATIENT ATTENDED BY NURSES.
From a MS. of the 15th century.
- 259 PHYSICIANS DISCUSSING AND COLLECTING MEDICINAL
HERBS.
From a MS. of the 15th century.
- 260 INTERIOR AND ALTAR OF THE TEMPLE OF ÆSCU-
LAPIUS AT EPIDAUROS.
Showing the ivory and gold figure of the
deity. From a restoration by Defrasse.
- 261 OPERATION ON THE HEAD.
From a woodcut of the 16th century.
- 262 COLLECTING SNAKES FOR MEDICINAL PURPOSES.
From an Arab MS. of the 9th century.
- 263 PHYSICIANS IN CONSULTATION, AND SURGEONS
OPERATING IN A HOSPITAL.
From a woodcut of the 16th century.
- 264 MONK PHYSICIANS WASHING AND ATTENDING TO
PATIENTS IN THE MONASTIC HOSPITAL AT SIENNA.
From a Fresco of the 15th century in the
Hospital.
- 265 AN ARAB PHYSICIAN AND PATIENT.
From an Arab MS. of the 14th century.

-
- 266 ARAB PHYSICIAN AND ASSISTANT HEATING CAUT-
ERIES.
From an Arab MS. of the 14th century.
- 267 DEATH, FAMINE AND PESTILENCE AS FORECAST BY
A COMET.
From a MS. of the 15th century.
- 268 INTERIOR OF AN ITALIAN PHARMACY.
From an Italian MS. of the 15th century.
- 269 APOTHECARY AND ASSISTANTS.
From a MS. of the 13th century.
- 270 A MOORISH APOTHECARY'S SHOP.
From a MS. of the 13th century.
- 271 COLLECTING SERPENTS FOR MEDICINAL PURPOSES.
From an Arab MS. of the 14th century.
- 272 A QUACK DOCTOR.
From a MS. of the 15th century.
- 273 MONK PHYSICIANS ATTENDING TO PATIENTS IN THE
MONASTIC HOSPITAL AT SIENNA.
From a fresco of the 14th century.
- 274 APOTHECARY PREPARING DRUGS.
From an Arab MS. of the 14th century.
- 275 TREPANNING A PATIENT.
From a woodcut of the 16th century.
- 276 SURGEON TREPANNING A PATIENT.
From a woodcut of the 16th century.
- 277 APOTHECARY PREPARING MEDICINES.
From an Arab MS. of the 14th century.
- 278 REPRESENTATION SHOWING THE INFLUENCE OF THE
SIGNS OF THE ZODIAC AND THE PLANETS ON
THE BODY OF MAN.
From a MS. of the 14th century.
- 279 A POST-MORTEM EXAMINATION.
From a MS. of the 14th century.

-
- 280 MILITARY SURGEONS ATTENDING WOUNDED SOLDIERS
ON THE BATTLEFIELD.
From a woodcut of the 16th century.
- 281 MONK PHYSICIAN ATTENDING TO PATIENTS IN
HOSPITAL.
From a majolica bas-relief by Della Robbia.
- 282 TIBETAN GODDESS OF FEVER.
From a MS. of the 16th century.
- 283 PHYSICIAN OPENING A VEIN OF A PATIENT'S CHEST.
From a MS. of the 15th century.
- 284 PHYSICIAN BLISTERING A PATIENT'S HEAD.
From a MS. of the 15th century.
- 285 APOTHECARY MAKING PILLS.
From a MS. of the 16th century.
- 286 APOTHECARY MAKING LOZENGES.
From a MS. of the 16th century.
- 287 PHYSICIAN WITH URINE GLASS.
From a MS. of the 15th century.
- 288 PHYSICIAN CUPPING A PATIENT.
From a MS. of the 14th century.
- 289 APPLYING MEDICINAL WATER TO THE HEAD.
From a MS. of the 16th century.
- 290 A PHYSICIAN.
From a MS. of the 16th century.
- 291 KING SUFFERING FROM A PARASITIC DISEASE.
From a MS. of the 15th century.
- 292 MILITARY SURGEON ATTENDING TO A WOUNDED
SOLDIER.
From a MS. of the 16th century.
- 293 A SURGEON OPERATING ON A PATIENT'S HEAD
From a MS. of the 14th century.
- 294 A SURGEON OPERATING ON A PATIENT'S HEAD.
From a MS. of the 14th century.

- 295 PHYSICIAN DIAGNOSING A PATIENT'S ILLNESS.
From a MS. of the 14th century.
- 296 SURGEON DISSECTING.
From a MS. of the 14th century.
- 297 NURSES AT AN ACCOUCHEMENT.
From a MS. of the 13th century.
- 298 PHYSICIAN WITH URINE GLASS.
From a MS. of the 16th century.
- 299 NURSES ATTENDING A PATIENT IN LABOUR.
From a MS. of the 13th century.
- 300 ALCHEMIST IN HIS LABORATORY.
From a MS. of the 16th century.
- 301 CANCER ON THE BREAST.
From a German woodcut of the 16th century.
- 302 PHYSICIAN PRESCRIBING FOR A PATIENT.
From a MS. of the 13th century.
- 303 PHYSICIAN AND PATIENT.
From a MS. of the 13th century.
- 304 NURSE ATTENDING A SICK PATIENT.
From a MS. of the 13th century.
- 305 APOTHECARY AND ASSISTANT.




ANGLO-SAXON SURGERY
APPLICATION OF THE ACTUAL CAUTERY IN THE
TREATMENT OF DISEASE
From a MS. of the XIII Century



STAIRCASE TO GALLERY

- 309 ST. LUKE.
From a MS. of the 15th century.
- 310 ST. COSMAS, Patron Saint of
Medicine —
- 311 ST. DAMIAN, Patron Saint of
Pharmacy —
- 312 JOHN BANNISTER DELIVERING THE
VISCERAL LECTURE BEFORE
THE BARBER-SURGEONS' COM-
PANY, LONDON. 1581. *After the original painting
in the Hunterian Library, Glasgow*
- 313 THE SORCERESS *E. W. Appleby*
- 314 THE CRYSTAL-GAZER *G. Goya*
- 315 PATIENTS AT A MINERAL SPRING.
From a MS. of the 14th century.
- 316 A PHYSICIAN.
From a MS. of the 15th century.
- 317 PATIENTS AT A MINERAL SPRING.
From a MS. of the 14th century.
- 318 A NURSE.
From a MS. of the 16th century.
- 319 COLLECTING BALSAM.
From a MS. of the 16th century.
- 320 TREATMENT BY FUMIGATION FOR DEAFNESS.
From a MS. of the 17th century.
- 321 PHYSICIANS DEMONSTRATING COLOUR OF URINE
TO STUDENTS.
From a woodcut of the 15th century.

-
- 322 THE EVILS OF EATING HASCHISH.
From a Turkish MS. of the 17th century.
- 328 THE EVILS OF DRINKING WINE TO EXCESS.
From a Turkish MS. of the 17th century.
- 324 AN INFIRMARY. Dated 1485.
From a woodcut of the 15th century.
- 325 UPROOTING THE MANDRAKE.
From a MS. of the 17th century.
- 326 A PHARMACY OF THE 15TH CENTURY.
From a woodcut of the 15th century.
- 327 CASTING OUT DEVILS. (Insanity.)
From a MS. of the 14th century.
- 328 MONASTIC SURGEON MAKING A POST-MORTEM.
From a MS. of the 14th century.
- 329 MANFREDUS INSTRUCTING STUDENTS IN THE
PROPERTIES OF PLANTS.
From a MS. of the 14th century.
- 330 PHYSICIAN AND PATIENT.
From a MS. of the 14th century.
- 331 NURSE AND PATIENT.
From a MS. of the 14th century.
- 332 PHYSICIAN AND PATIENT.
From a MS. of the 14th century.
- 333 SATURN IN THE SIGN OF LEO.
From a MS. of the 15th century.
- 334 MERCURY IN THE SIGN OF GEMINI AND VIRGO.
From a MS. of the 15th century.
- 335 MARS IN THE SIGN OF SCORPIO AND CAPRICORN.
From a MS. of the 15th century.
- 336 SURGEON BANDAGING A PATIENT'S HEAD.
From a MS. of the 13th century.
- 337 SS. COSMAS AND DAMIAN.
From a MS. of the 15th century.
- 338 PHYSICIAN ADMINISTERING MEDICINE TO A PATIENT.
From a MS. of the 14th century.



GALLERY OF PICTURES

THE FRIEZE REPRESENTS INCISED
SCULPTURED RELIEFS IN THE
BIRTH-HOUSE AT LUXOR,
illustrating the birth of
Amenophis III. 1450 B.C. ...

BEGINNING AT LEFT CORNER OF WEST WALL

Panel I. KHNUM, the creator god,
moulding the figure of the
child, and his Ka or double...

The god has the two figures, which he has
moulded out of clay, upon a potter's table.
Before the god, Isis is seated, giving direc-
tions and holding the Sign of Life in her
hand.

„ II. KHNUM announcing that he
has moulded the Ka and body
of the child that is to be born
to Amen-Ra

„ III. The God AMEN and the
Queen MUT-M-AT seated facing
each other upon a seat in the
form of the hieroglyph for
Heaven

The god holds the right hand of the
queen, and with his own right hand is, by
a kind of hypnotic manner, transmitting his
divine personality to her.

The Heaven seat rests on the heads of
two seated goddesses: Heket, the Frog
goddess, the divinity of millions of years, and
Neith, the goddess of Prosperity and Life.

Panel IV. THOTH announcing the
name of the child to be born,
to Amen-Ra —
He holds in his hand a papyrus roll on
which the name is written.

„ V. Isis announcing the future
birth of the child to the Queen
Mut-m-ai, and presenting her
to Amen-Ra —

„ VI. A SACRIFICIAL SCENE—
Two bulls being towed on
altar-sledges before Amen-Ra —

„ VII. THE CHILD AND ITS
DOUBLE receiving its name,
which is inscribed on a car-
touche, and presented by Isis —

„ VIII. THOTH announcing to
the Queen the name of the
child she carries —

„ IX. KHNUM and Isis holding
the hands of the pregnant
Queen, and placing to her lips
the Sign of Life to infuse
divine life into the infant and
quicken it —

„ X. THE ACCOUCHEMENT OF
THE QUEEN —

„ XI. Isis presenting the newly-
born child and his double to
Amen-Ra —

„ XII. AMEN-RA nursing the
child and kissing it —

Before the god stand the goddess Isis and
Shesta, the goddess who gives long life and
who writes down the number of years of the
child's life.

- Panel XIII. THE CHILD AND ITS
DOUBLE being presented to
Amen-Ra by Horus —
- „ XIV. ANUBIS, the God of
Death, and Khnum, the God
of Life —
- „ XV. THE INFANT CHILD BEING
NURSED BY ISIS, and ministered
to by Nephthys and another
goddess —
- „ XVI. THE BABE BEING NURSED
BY NEITH AND HEB —
In the left-hand corner of the lower tier,
the child is represented as sucking milk
from the udder of the sacred cow.
- „ XVII. ANUBIS (three times
repeated) and HORUS (three
times repeated) hailing the
bringing of the Crowns of the
North and South to the child —
- „ XVIII. THE ROYAL PRINCE
SEATED ON HIS THRONE, being
carried in a net-basket by
Anubis and Horus —
- „ XIX. AMEN-RA and HORUS
pouring the "Water of Life"
over the young Prince —
- „ XX. THE ACCOUCHEMENT OF
THE QUEEN —

SOUTH WALL

The Panels are taken from ancient
sculptures representing men filling jars,
syphoning, carrying the wounded,
vomiting, gymnastics, and washing the
head —

-
- | | | |
|---------|---|--------------------------------|
| Case 73 | RELICS OF HENRY HILL
HICKMAN, M.R.C.S. ... | |
| | <i>Lent by Mrs. Bettridge and Miss Thompson</i> | |
| " | RELICS OF SIR JAMES Y.
SIMPSON ... | <i>Lent by Miss E. Simpson</i> |
| " 74 | RELICS OF DR. EDWARD
JENNER ... | — |
| " 75 | RINGS, GEMS, CHARMS,
HISTORICAL RELICS, ETC.,
OF MEDICAL INTEREST ... | — |
| " 76 | HISTORICAL SURGICAL IN-
STRUMENTS and various
objects of Medical Interest
<i>Lent by the Royal College of Surgeons, etc.</i> | |
| " 77 | MEDICAL COINS AND MEDALS | — |
| " 78 | ANATOMICAL AND OTHER
MODELS IN IVORY, of
medical interest ... | — |
| " 79 | MINIATURES AND MEDALS... | — |
| " 80 | ANCIENT BLEEDING BASINS,
SNUFF-BOXES, ETC. ... | — |
| " 81 | SILVER PIP BOATS, MEASURES,
ETC. ... | — |
| " 82 | CHASTITY BELTS, EYE BATHS,
ETC. ... | — |
| " 83 | ANATOMICAL AND OTHER
MODELS IN WAX ... | — |
| " 84 | POCKET MEDICINE CASES,
SEALS, ETC. ... | — |
| " 104 | RELICS, BOOKS AND DOCU-
MENTS RELATING TO
HEALING BY ROYAL TOUCH | — |

Oil Paintings

- | | | | |
|----|--|-----|---------------------|
| 66 | BARBER-SURGEON'S SHOP... | ... | — |
| 67 | THE ALCHYMIST ... | ... | <i>D. Teniers</i> |
| 68 | THE BARBER-SURGEON ... | ... | — |
| 69 | THE DIAGNOSIS ... | ... | — |
| 70 | A SURGICAL OPERATION ... | ... | — |
| | This interesting picture, painted in the 16th century, represents a patient being prepared to have his leg amputated. By the bedside sits the surgeon, warming the instruments preparatory to operating, while at the foot of the bed is a group of monks praying for the recovery of the patient. Entering the door is the physician. | | |
| 71 | A SURGICAL OPERATION. 17th century... | ... | <i>Dutch School</i> |
| 72 | SURGEON OPERATING IN THE WARD OF A HOSPITAL. 17th century | | <i>Dutch School</i> |
| 73 | BARBER - SURGEON BLEEDING A PATIENT ... | ... | — |
| 74 | HENRY HILL HICKMAN, M.R.C.S., EXPERIMENTING WITH ANÆSTHETICS ON ANIMALS. 1823... | | — |
| 75 | PORTRAIT OF HENRY HILL HICKMAN, M.R.C.S. ... | ... | — |
| 76 | AN ALCHYMIST ... | ... | — |
| 77 | THE CLYSTER ... | ... | — |
| 78 | A POST-MORTEM EXAMINATION ... | | — |
| | This painting was engraved and is used as frontispiece to the "De Succo Pancreatico" by Regnerius de Graaf. 1671. | | |

79	THE QUACK DOCTOR	—
80	AN ALCHEMIST	—
81	THE CHARLATAN	<i>Laureti</i>
82	THE DIAGNOSIS	—
83	THE BARBER-SURGEON	—
84	DR. MEAD ATTENDING SIR ISAAC NEWTON. Lady Newton is seated at the bedside	—
85	BARBER-SURGEON'S SHOP.	18th century...	...	<i>P. de Hooghe</i>
86	PORTRAITS OF A FACULTY OF PHYSICIANS.	16th century	...	<i>Flemish</i>
87	PORTRAITS OF A FACULTY OF PHYSICIANS.	17th century	...	<i>Dutch School</i>
88	THE UROLOGIST	—

ALCOVE

Portraits and Relics of Dr. Edward Jenner, discoverer of Vaccination.

89	MRS. JENNER, Mother of Dr. Edward Jenner	—
89A	ADDRESS PRESENTED TO DR. EDWARD JENNER by the Presi- dents and Members of the Physical Society of Guy's Hos- pital, February 25th, 1802, bearing the signatures of over one hundred famous members of the Society at that period			—

-
- | | | |
|----|---|---|
| 90 | A DIPLOMA PRESENTED TO
DR. EDWARD JENNER by the
University of Cambridge,
Massachusetts, U.S.A., August
31st, 1803 | — |
| 91 | A PHOTOGRAPH OF THE BUST
OF JENNER. Bequeathed to
Earl Fitz-Hardinge by Robert
Fitz-Hardinge Jenner, son of
Dr. Edward Jenner | — |
| 92 | DIPLOMA PRESENTED TO DR.
EDWARD JENNER by the Physi-
cal Society of Guy's Hospital,
February 20th, 1802 | — |
| 93 | DIPLOMA PRESENTED TO DR.
EDWARD JENNER by the Royal
Humane Society of London,
September 14th, 1803 ... | — |
| 94 | CERTIFICATE OF DR. EDWARD
JENNER'S ATTENDANCE AT A
COURSE OF LECTURES, signed
by G. Fordyce, December 7th,
1772 | — |
| 95 | PHOTOGRAPH OF THE STATUE
ERECTED TO DR. EDWARD
JENNER IN GLOUCESTER
CATHEDRAL | — |
| 96 | MISS JENNER, Sister of Dr.
Edward Jenner | — |
| 97 | THE FREEDOM OF THE CITY
OF LONDON, presented to
Dr. Edward Jenner, August
11th, 1803 | — |

- | | | |
|-----|---|---------------------------|
| 98 | DIPLOMA OF THE ROYAL JENNERIAN SOCIETY, presented to the Rev. —. Davies, 1803 ... | — |
| 99 | MISS KINGSCOTE, afterwards Mrs. Edward Jenner | <i>Sir Peter Lely</i> |
| 100 | DR. EDWARD JENNER INOCULATING HIS ELDEST SON, at the age of eighteen months, with swinepox matter ... | <i>Monro Orr</i> |
| 101 | THE OLD VICARAGE, BERKELEY, birthplace of Dr. Edward Jenner | — |
| 102 | CERTIFICATE OF DR. EDWARD JENNER'S ATTENDANCE AT A COURSE OF LECTURES, signed by William Hunter, May 15th, 1772 | — |
| 103 | CERTIFICATE OF DR. EDWARD JENNER'S ATTENDANCE AT A COURSE OF LECTURES, signed by Osborne and Denman, December 4th, 1772 | — |
| 104 | DR. EDWARD JENNER | <i>J. Northcote, R.A.</i> |
| 105 | DR. EDWARD JENNER, at the age of sixty-five | — |
| 106 | DR. EDWARD JENNER | — |
| 107 | DR. EDWARD JENNER'S NAME EXECUTED IN WATER-COLOURS, representing Æsculapius sending Hygeia to the four quarters of the globe to disseminate Jenner's discovery | <i>Miss Paytherus</i> |

- | | | |
|-----|--|------------------------|
| 108 | MRS. EDWARD JENNER ... | — |
| 109 | DR. EDWARD JENNER IN
BREECHES AND TOP BOOTS ... | — |
| 110 | THE BIRTHPLACE OF DR.
EDWARD JENNER ... | — |
| 111 | ORIGINAL DRAWINGS OF VACCINE
PUSTULES, painted for Jenner | <i>Cuff and Pearce</i> |
| 112 | CERTIFICATE OF THE JENNERIAN
SOCIETY ... | — |
| 113 | DR. HENRY JENNER, nephew of
Dr. Edward Jenner ... | — |
| 114 | PAINTING OF APPLES GATHERED
IN DR. EDWARD JENNER'S
GARDEN ... | — |
| 115 | ENGRAVING OF DR. EDWARD
JENNER IN HIS ROBES. After
a Painting by William Hobdan | <i>W. Skelton</i> |
| 116 | DR. EDWARD JENNER, F.R.S. ... | — |
| 117 | DR. EDWARD JENNER'S BIRTH-
PLACE ... | — |
| 118 | THE FREEDOM OF THE CITY
OF DUBLIN, presented to Dr.
Edward Jenner, October 19th,
1804 ... | — |
| 119 | TWENTY-ONE PROXIES FOR
VOTING AT MEETINGS OF THE
JENNERIAN SOCIETY, June and
August of 1806, for Jenner.
Signed by Duke of Beaufort,
Marquis of Hertford, Duke of
Devonshire, Wilberforce, and
others ... | — |

- | | | |
|-----|--|---|
| 120 | DIPLOMA, presented to Dr. Edward Jenner by the Royal Medical Society of Edinburgh, March 9th, 1802 | — |
| 121 | SERIES OF ENGRAVED COLOURED PLATES OF COW- AND SMALL-POX PUSTULES, in different stages | — |
| 122 | STATUE ERECTED TO JENNER at Boulogne | — |
| 123 | CHANTRY COTTAGE, BERKELEY, Residence of Dr. Edward Jenner | — |
| 124 | MEMORIAL WINDOW erected by public subscription to Dr. Edward Jenner, in Berkeley Church... | — |
| 125 | THE FAVOURITE ARM-CHAIR OF DR. EDWARD JENNER, in which he was seated when taken with his fatal seizure | — |

Oil Paintings


- | | | |
|-----|---|------------------------|
| 126 | APOTHECARY'S SHOP | — |
| 127 | BARBER-SURGEON'S SHOP ... | — |
| 128 | AN ALCHEMIST IN HIS LABORATORY | — |
| 129 | THE CONSULTATION | — |
| 130 | THE SICK LADY | <i>E. van der Neer</i> |
| 131 | BARBER-SURGEON'S SHOP ... | <i>D. Teniers</i> |
| 132 | THE VISIT OF THE DOCTOR ... | <i>Brakenburg</i> |

133	THE WATER DOCTOR ...	(after) Gerard Dow
134	THE OPERATION... ..	Gerard Dow
135	THE ALCHEMIST'S LABORATORY	—
136	AN ALCHEMIST	—
137	AN OPERATION ON THE ARM ...	—
138	THE DENTIST	—
139	THE ALCHEMIST... ..	D. Teniers
140	A SÉANCE IN MAGNETISM before the Royal Academy of France	—
141	THE CONSULTATION	Gerard Dow
142	A VISIT TO THE DOCTOR ...	Brakenburg
143	THE VILLAGE QUACK	—
144	CLAUDE BERNARD PERFORMING A PHYSIOLOGICAL DEMONSTRATION BEFORE PAUL BERT, D'ARSONVAL, DUMONT AND OTHERS	—
145	THE QUACK DOCTOR AT THE VILLAGE FAIR... ..	—
146	THE CHARLATANS	—
147	AN ALCHEMIST IN HIS LABORA- TORY	—
148	THE ALCHEMIST	Eugene Loncourt, 1890
149	THE CHIROPODIST	—
150	THE ALCHEMIST IN HIS LABORA- TORY	—
151	THE QUACK DOCTORS	—
152	THE UROLOGIST	—

153	A DEMONSTRATION IN PHYSIOLOGY	<i>Mouchy, 1832</i>
154	SURGICAL OPERATION	—
155	THE ASTROLOGER	—
156	THE WATER-DOCTOR	<i>Franz von Mieris</i>
157	THE CONSULTATION	—
158	A DENTAL OPERATION	<i>Hogarth</i>
159	THE DENTIST	—
160	THE ALCHEMIST	—
161	THE UROLOGIST	—
162	THE VILLAGE ALCHEMIST	<i>Brudhell</i>
163	A VISIT TO THE DOCTOR	—
164	THE APOTHECARY'S SHOP	—
	In the background a group of surgeons are making a post-mortem examination.	
165	THE ALCHEMIST	<i>I. Oestade</i>
166	THE UROLOGIST	<i>Jan Steyne</i>
167	AN ALCHEMIST IN HIS LABORATORY	—
168	BARBER-SURGEON BLEEDING A PATIENT	—
169	A DENTIST	—
170	A VISIT TO THE DOCTOR	—
171	AN OPERATION ON THE ARM	—
172	THE ALCHEMIST	—
173	THE WATER DOCTOR	<i>Horreman</i>
174	EXTRACTING A TOOTH	<i>Gerard Dow</i>

- | | | | | |
|-----|--|---|----------|-------------------------|
| 175 | BIRTH OF ADONIS | ... | ... | <i>Feti</i> , 1584-1624 |
| | Myrrha, the daughter of the King of Cyprus, who was changed into the tree which yields the gum at present known by her name. | | | |
| 176 | A SURGICAL OPERATION | ... | ... | — |
| 177 | THE ASTROLOGER | ... | ... | — |
| 178 | JOHN CAIUS, M.D. [1510-1573]. | 1565 | ... | — |
| 179 | THOMAS SYDENHAM, M.D. [1624-1689]. | 1670 | ... | — |
| 180 | THE CHIROPODIST | ... | ... | — |
| 181 | DR. JOHN DEE [1527-1608], | Astrologer, at the age of 60... | | — |
| 182 | THOMAS LINACRE [1460?-1524]. | 1507 | ... | — |
| 183 | THOMAS LINACRE, at the age of 45. | 1505 | ... | — |
| 184 | DR. M. CHALMERS. | 1829 | ... | — |
| 185 | JOHN CASE, M.D., Writer on Aristotle. | 1599 | (Oxford) | — |
| 186 | DR. MALHET | ... | ... | — |
| 187 | WILLIAM HARVEY [1578-1657] | DISSECTING THE BODY OF OLD PARR [1483?-1635] IN THE PRESENCE OF CHARLES I | | — |
| 188 | WILLIAM HARVEY, M.D. | ... | | <i>C. Janssen</i> |
| 189 | WILLIAM HARVEY, M.D. | 1624 | | — |
| | "Not for myself, but for my friend; all flesh is mortal, Death is our end." | | | |
| 190 | WILLIAM HARVEY, M.D. | ... | | — |

- | | | |
|-----|--|-------------------------|
| 191 | WILLIAM HARVEY, M.D., at the
age of 16. 1596 | — |
| 192 | WILLIAM HARVEY, M.D. ... | <i>C. Janssen</i> |
| 193 | WILLIAM HARVEY, M.D., at the
age of 61. <i>Lent by Mr. D'Arcy Power, F.R.C.S.</i> | |
| 194 | WILLIAM HARVEY, M.D., at the
age of 60 | — |
| 195 | WILLIAM HARVEY, M.D., at the
age of 60 | — |
| 196 | WILLIAM HARVEY, M.D., at the
age of 60 | — |
| 197 | WILLIAM HARVEY, M.D. ... | — |
| 198 | WILLIAM HARVEY, M.D. ... | — |
| 199 | WILLIAM HARVEY, M.D. ... | <i>After C. Janssen</i> |
| 200 | WILLIAM HARVEY, M.D. ... | — |
| 201 | AN ALCHEMIST | — |
| 202 | THE MONKEY ALCHEMIST ... | <i>E. Bristow</i> |
| 203 | THE DENTIST | — |
| 204 | AN OPERATION ON THE HEAD... | — |
| 205 | APPLYING A PLASTER | — |
| 206 | PORTRAIT OF A DOCTOR. Un-
known. Dated April, 1615 ... | — |
| 207 | HENRY AUGUSTINE, M.D., at
the age of 42, Physician to
Cardinal Wolsey | — |
| 208 | SIR WILLIAM PADDY, M.D.
[1554-1634], at the age of 49.
Painted in 1603 | — |
| 209 | EDWARD KELLEY [1555-1595],
Alchemist and colleague of
John Dee | — |





PHYSICIAN ATTENDING A PATIENT WITH A
WOUNDED LEG

From a Woodcut of the XVI Century

- 210 JOHN DEE, Alchymist and
Astrologer [1527-1608], at the
age of 66 ... —
- 211 ANDREAS VESALIUS, Anatomist
[1514-1564] ... —
- 212 SIR THOMAS BROWNE, M.D.
[1605-1682] ... —
- 213 SIR CHARLES SCARBURGH, M.D.,
Physician to Charles II [1616-
1694] ... —
- 214 JOHN MAYOW, F.R.S. [1640-
1679], Physiologist. 1679.
Aged 34 years ... —
- BRONZE PESTLE AND MORTAR,
inscribed "SOLI · DEO · GLORIA.
MICHAEL · BURGERHUYS. · ME ·
FECIT, · 1625." Said to have
belonged to William Harvey ... —

Lent by the Corporation of Folkestone

- Case 84 WILLIAM HARVEY'S DIPLOMA
(facsimile), and copies of many
of his Works ... —
- WILLIAM HARVEY, M.D., Statuette
in terra-cotta ... —
- BUST OF WILLIAM HARVEY, M.D.

Lent by G. E. Paget, Esq.

SCREEN A

- 215 A BARBER-SURGEON'S SIGN-
BOARD. 1665 ... —
- 216 WILLIAM GILBERT, M.D. Aged
45 years. 1540-1603... —
- 217 SIR WILLIAM BUTTS [died 1545].
1542 ... —

218	ROBERT FLUDD, M.D. [1574-1637], Mystic	—
219	GALILEO GALILEI [1564-1642]...	—
220	SIR WILLIAM PADDY. Aged 45 years. 1549	—
221	BERTHOLD SCHWARTZ, Alchymist and Discoverer. Died 1384...	—
222	PORTRAIT OF A DOCTOR. Unknown	—
223	SIMON FORMAN [1552-1611], Astrologer	—
224	JOHN CHAMBRE, M.D. [1470-1549], at the age of 42, Physician to Henry VIII ...	—
225	WILLIAM GILBERT, M.D. [1540-1603]. 1575	—
226	JOHN CAIUS, M.D.	—
227	THOMAS DOWLAND, Botanist and Astrologer	<i>T. Browning</i>
228	JOHN GERARD. 1587. At the age of 32	—
229	WILLIAM HARVEY, M.D. 1537. Age 59	—
230	HUNYADIS RIVALIESIS. Aged 27 in 1646	—
231	THE DOCTOR'S VISIT	—
232	JOHN GERARD, Author of the "Herbal" [1545-1612], at the age of 34. 1586	—
233	THE WOUNDED ARM	—
234	ROBERT FLUDD, M.D.	—
235	WILLIAM GILBERT, M.D., at the age of 45	—

- | | | |
|-----|---|-----------------|
| 236 | THOMAS ALSOP, Apothecary to Henry VIII. 1540 ... | — |
| 237 | PETER BARWICK, M.D. ... | — |
| 238 | THE VILLAGE DENTIST ... | <i>Brughel</i> |
| 239 | THE DOCTOR'S STUDY ... | — |
| 240 | — TITIAN, M.D., at the age of 46 ... | — |
| 241 | THOMAS PARR, Botanist. 1553 | — |
| 242 | THE DENTIST ... | — |
| 243 | JOHN PARKINSON, the Herbalist. Author of "Theatrum Botanicum" ... | — |
| 244 | A PHYSICIAN. Unknown ... | — |
| 245 | SIR KENELM DIGBY [1603-1663], Philosopher, Author of Works on "Sympathetic Powder" and "Weapon Salve" ... | <i>Jan Reyn</i> |
| 246 | WILLIAM CHESELDEN [1688-1752], Surgeon and Anatomist ... | — |
| 247 | RICHARD WISEMAN [1622-1676], Surgeon to Charles II. ... | — |
| 248 | NICHOLAS CULPEPER, Astrologer and Botanist [1616-1654] ... | — |
| 249 | WILLIAM HEWSON, Anatomist [1739-1779] ... | — |
| 250 | JOHN RADCLIFFE, M.D. [1650-1729] ... | — |
| 251 | SIR HANS SLOANE, M.D. [1660-1753] ... | — |
| 252 | RICHARD MEAD, M.D. [1673-1754] ... | — |

SCREEN B

276	THE ALCHEMIST...	<i>Dutch School</i>
277	WILLIAM BULLEYN, M.D.	1570		
	[1500-1576]	—
278	THE ALCHEMIST...	<i>Dutch School</i>
279	THE ASTROLOGER	<i>From the Hamilton Collection</i>		
280	THE APOTHECARY	<i>Dutch School</i>
281	PHYSICIAN EXAMINING URINE	<i>Dutch School</i>
282	THE ALCHEMIST...	—
283	THE SICK LADY...	—
284	A DENTAL OPERATION	—
285	THE CHIROPODIST	<i>Dutch School</i>
286	EXTRACTING A TOOTH	<i>P. Dellair</i>
287	THE ALCHEMIST...	<i>Dutch School</i>
288	GIDEON HARVEY, M.D., Apothecary and Author.	1670		
	[1640?-1700]	—
289	RICHARD FERRIES, SURGEON.			
	1547	—
290	EXTRACTING A TOOTH	—
291	THE DENTIST	—
292	THE TOOTH EXTRACTED	<i>Dutch School</i>
293	THE APOTHECARY'S SHOP	—
294	THE ALCHEMIST...	—
295	THE DOCTOR'S VISIT	—
296	A PHYSICIAN IN HIS STUDY	<i>Adrien van Ostade</i>
297	WILLIAM HARVEY, M.D., at the age of 56.	[1578-1637]	...	—
298	THOMAS GALE, Surgeon, at the age of 56.	[1507-1587]	...	—

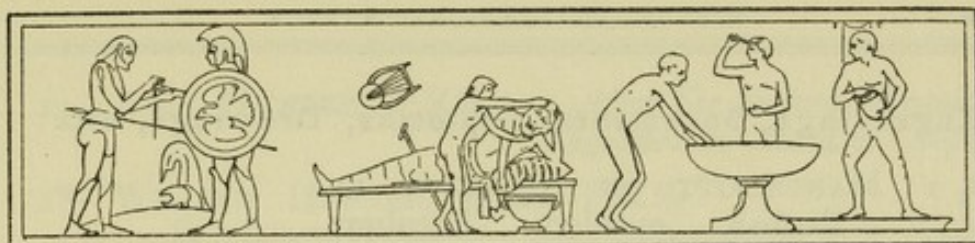
- | | | |
|-----|--|--------------------------------------|
| 299 | WILLIAM GILBERT, M.D., Physician to Queen Elizabeth, at the age of 50. [1540-1603] ... | — |
| 300 | PEDICULI | <i>Dutch School</i> |
| 301 | THE APOTHECARY | — |
| 302 | THOMAS VYCARY, Surgeon to Henry VIII. 1547 | — |
| 303 | DR. DONNE | <i>R. T. Bone</i> |
| 304 | PHYSICIAN DIAGNOSING AN ILLNESS FROM THE URINE | <i>Painted on Ivory by G. Melder</i> |
| 305 | AN ASTROLOGER IN HIS STUDY | — |
| 253 | DR. WOOLASTON [1762-1823], of Margate | <i>I. Woolaston</i> |
| 254 | BERNARD ALBINUS, Physician and Anatomist [1697-1770] ... | — |
| 255 | DR. RADCLIFFE, of Lincoln's Inn Fields | — |
| 256 | SIR GEORGE ENT, M.D. [1604-1689] | — |
| 257 | JOHN HUNTER, F.R.S. [1728-1793] | — |
| 258 | JOHN HUNTER, F.R.S. | — |
| 259 | RICHARD MEAD, M.D. [1673-1754] | — |
| 260 | SIR ASTLEY PASTON COOPER [1768-1841] | — |
| 261 | JOHN ABERNETHY, F.R.S. ... | — |
| 262 | JOHN HUNTER, F.R.S. | <i>Sir Joshua Reynolds</i> |
| | Probably one of the sketches made for his portrait now in the Royal College of Surgeons. | |
| 263 | ROBERT LISTON, SURGEON, WHEN A STUDENT [1794-1847] ... | — |

- | | | |
|-----|--|---------------------------------|
| 264 | AUGUSTUS BOZZI GRANVILLE,
F.R.S., Physician and Italian
Patriot [1783-1872] | <i>Louis Schmidt</i> |
| 265 | A DINNER PARTY AT MR.
ERNEST HART'S | <i>Solomon J. Solomon, R.A.</i> |
| 266 | A BARBER-SURGEON'S SHOP | — |
| 267 | AN APOTHECARY'S SHOP | — |
| 268 | INTERIOR OF BARBER-SURGEON'S
SHOP, WITH PATIENT CON-
SULTING THE DOCTOR | <i>Van der Bosch</i> |
| 269 | TRAVELLING QUACK DOCTOR | — |
| 270 | BARBER-SURGEON EXAMINING A
PATIENT'S HAND | — |
| 271 | AN OPERATION ON THE HEAD | <i>Quentin Matsys</i> |
| 272 | THE UROLOGIST | — |
| 273 | THE DENTIST | — |
| 274 | THE BARBER-SURGEON | — |
| 275 | THE DENTIST | — |

SCREEN C

ENGRAVED PORTRAITS OF ENGLISH
MEDICAL PRACTITIONERS, from the
14th to the 17th century

—



GALLERY

OF

ANCIENT MANUSCRIPTS, EARLY PRINTED BOOKS,
DIPLOMAS AND ENGRAVINGS, ETC.

- Case 85 MEDICAL DIPLOMAS. From the 16th to 18th centuries.
- „ 86 ILLUMINATED AND OTHER MANUSCRIPTS ON MEDICINE, ETC. From the 13th to 18th centuries.
- „ 87 ILLUMINATED AND OTHER MANUSCRIPTS ON MEDICINE, ETC. From the 15th to 18th centuries.
- „ 88 ANCIENT MEDICAL DOCUMENTS AND ENGLISH, GREEK AND ORIENTAL MANUSCRIPTS ON MEDICINE.
- „ 89 EARLY PRINTED BOOKS ON MEDICINE. 15th and 16th centuries.
- „ 90 EARLY ENGLISH PRINTED BOOKS ON MEDICINE. 15th and 16th centuries.
- „ 91 PRINTED BOOKS ON MEDICINE. 16th and 17th centuries.
- „ 92 PRINTED BOOKS ON MEDICINE. 16th to 19th centuries.
- „ 93 EARLY PRINTED BOOKS AND DOCUMENTS ON PLAGUE, ETC.
- „ 94 EARLY MANUSCRIPTS AND PRINTED BOOKS ON MEDICINE.
- „ 95 EARLY PRINTED BOOKS ON MEDICINE, ETC.

Engravings, Documents, Diplomas, Drawings, etc.

- 1, 2 MANUSCRIPT ON ALCHEMY, in English, entitled "Rotulum Hieroglyphe," by George Ripley. Dated 1558 ... —
- 3, 4 ALCHEMICAL SCROLL of George Ripley *In facsimile*
- 4A THE HISTORY OF MEDICINE
Designed by Noé Legrand. Lent by the Artist
- 5 THE HOSPITAL FOR INCURABLES ... —
- 6, 7, 8, 9 MANUSCRIPT IN LATIN, entitled "De Arte phisicale et chirurgica," by John of Arderne of Newark. Dated 1412 ... *In facsimile*
This manuscript is written on a vellum scroll, 18 feet long, and gives a contemporary account of the anatomy and physiology, and John of Arderne's treatment and operation for fistula, with coloured drawings and diagrams in the margin.
- 10 EDWARD HOLME, M.D., F.L.S.
Engraved by J. R. Jackson
- 11 WILLIAM BROMFIELD, Surgeon
[1712-1792]. 1777 ... *Engraved by J. R. Smith*
- 12 ROBERT CONY, M.D. 1772 *Engraved by J. Faber*
- 13 SIR CHARLES HASTINGS, M.D.
[1794-1866]. Founder of the British Medical Association,
1832 —
- 14 DR. HAMILTON —
- 15 PORTRAIT OF A PHYSICIAN,
unknown —
- 16 JOHN HUNTER, F.R.S. [1728-1793] *After Sir Joshua Reynolds
Engraved by W. Sharp*

- 17 JOHN HUNTER, F.R.S. *After Sir Joshua Reynolds*
Engraved by Richard Cooper
- 18 WILLIAM HUNTER, M.D., F.R.S.
[1718-1783] *Engraved by B. Smith*
- 19 JOHN ABERNETHY, F.R.S. [1764-
1831] *Engraved by W. Bromley*
- 20 WILLIAM HUNTER, M.D., F.R.S... —
- 21 SIR BENJAMIN C. BRODIE, F.R.S.
[1783-1862] *Engraved by C. Turner*
- 22 JAMES STUART, F.R.S. *Engraved by W. C. Edwards*
- 23 SIR LUCAS PEPYS, Bart., M.D.,
F.R.S. [1742-1830] ... *Engraved by J. Godby*
- 24 THOMAS ANDREW KNIGHT, ESQ.,
F.R.S. [1759-1838] ... *Engraved by S. Cousins*
- 25 DAVID MACBRIDE, M.D. [1726-
1778] *After Sir Joshua Reynolds*
Engraved by J. T. Smith
- 26 WILLIAM BROMFIELD, M.D. 1792
Engraved by D. Orme
- 27 DR. HERMANN BOERHAAVE [1668-
1738] *Engraved by G. White*
- 28 DR. HENRY MOYES and MR.
NICOLL... .. *Engraved by W. Ward*
- 29 HIERONYMUS D. GAUBIUS [1705-
1780] —
- 30 DR. PETITT. 1744 ... *Engraved by J. Faber*
- 31 ROBERT LISTON, Surgeon [1794-
1847]. 1841 ... *Engraved by W. D. Geller*
- 32 SIR MORELL MACKENZIE ... —
- 33 GALILEO *Engraved by Chollet*
- 34 J. SHELDON, F.R.S. [1752-1808].
1802 *Engraved by W. Barnard*

-
- | | | |
|----|---|---------------------------------|
| 35 | SIR ASTLEY P. COOPER, Bart.,
F.R.S. [1768-1841] | — |
| 36 | SIR THOMAS MACGRIGOR, M.D.,
F.R.S. [1771-1858], Director-
General of the Medical Depart-
ment of the Army | <i>Engraved by W. Ward</i> |
| 37 | ANTOINE LAURENT LAVOISIER,
Chemist [1743-1794]... .. | — |
| 38 | ANTOINE DUBOIS, Surgeon | <i>Engraved by Gautier</i> |
| 39 | SIR CHARLES ALDIS [1775?-1863] | — |
| 40 | SIR BUSICK HARWOOD [1745?-
1814] | <i>Engraved by J. Jones</i> |
| 41 | SIR ASTLEY P. COOPER, Bart.,
F.R.S. 1823 | <i>Engraved by G. Lawford</i> |
| 42 | JAMES CURRIE, M.D., F.R.S.
[1756-1805] | <i>Engraved by R. A. Cromek</i> |
| 43 | JOHN DALTON, Chemist, F.R.S.
[1766-1811]. 1823 | <i>Engraved by Worthington</i> |
| 44 | DAVID PITCAIRN [1749-1809] | <i>Engraved by T. Bragg</i> |
| 45 | ALEXANDER MONRO, M.D.,
F.R.S.E. | <i>Engraved by J. Heath</i> |
| 46 | SIR WILLIAM FERGUSSON [1808-
1877]. 1874 | — |
| 47 | J. H. LISTER | — |
| 48 | LORD LISTER | <i>...After Hugh Riviere</i> |
| 49 | SIR WILLIAM JENNER, M.D.
[1815-1898]. 1888 | — |
| 50 | JOSEPH LISTER, F.R.S. | — |
| 51 | LORD LISTER | — |
- The last photo taken before his death.

Diplomas and Documents

- | | | |
|----|--|---|
| 52 | DIPLOMA GRANTED TO DOMENICO
SERRA, by the College of
Bologna, 1752... .. | — |
| 53 | DIPLOMA GRANTED TO JOANNES
BAPTISTA MAZZINI, by the
Pharmaceutical College of
Bologna, 1769 | — |
| 54 | DIPLOMA GRANTED TO JOSEPH
SERRA, by the Medical College
of Bologna, 1734 | — |
| 55 | RECEIPT ISSUED TO HENRI
ROUNIVI, Apothecary. Paris,
1699 | — |
| 56 | ITALIAN MANUSCRIPT DOCUMENT
of the 15th century, referring to
a Miraculous cure of Pestilence.
Occurred in Venice in 1464 ... | — |
| 57 | DIPLOMA GRANTED TO JOSEPH
SERRA, by the Medical College
of Bologna, 1746 | — |
| 58 | MEDICAL DIPLOMA GRANTED TO
BERNADO JOSÉ DE CAVALHO,
by Mary, Queen of Portugal.
1777 | — |
| 59 | COMMISSION OF CHARLES
LOISEAU AS SURGEON TO THE
HOSPITALS OF THE ITALIAN
ARMY. Milan, 1797 | — |
| 60 | PESTILENCE ORDER. Austria-
Hungary, 1691 | — |
| 61 | DIPLOMA GRANTED TO HENRY
JOHN SHARP, by the Royal
College of Physicians. Edin-
burgh, 1869 | — |

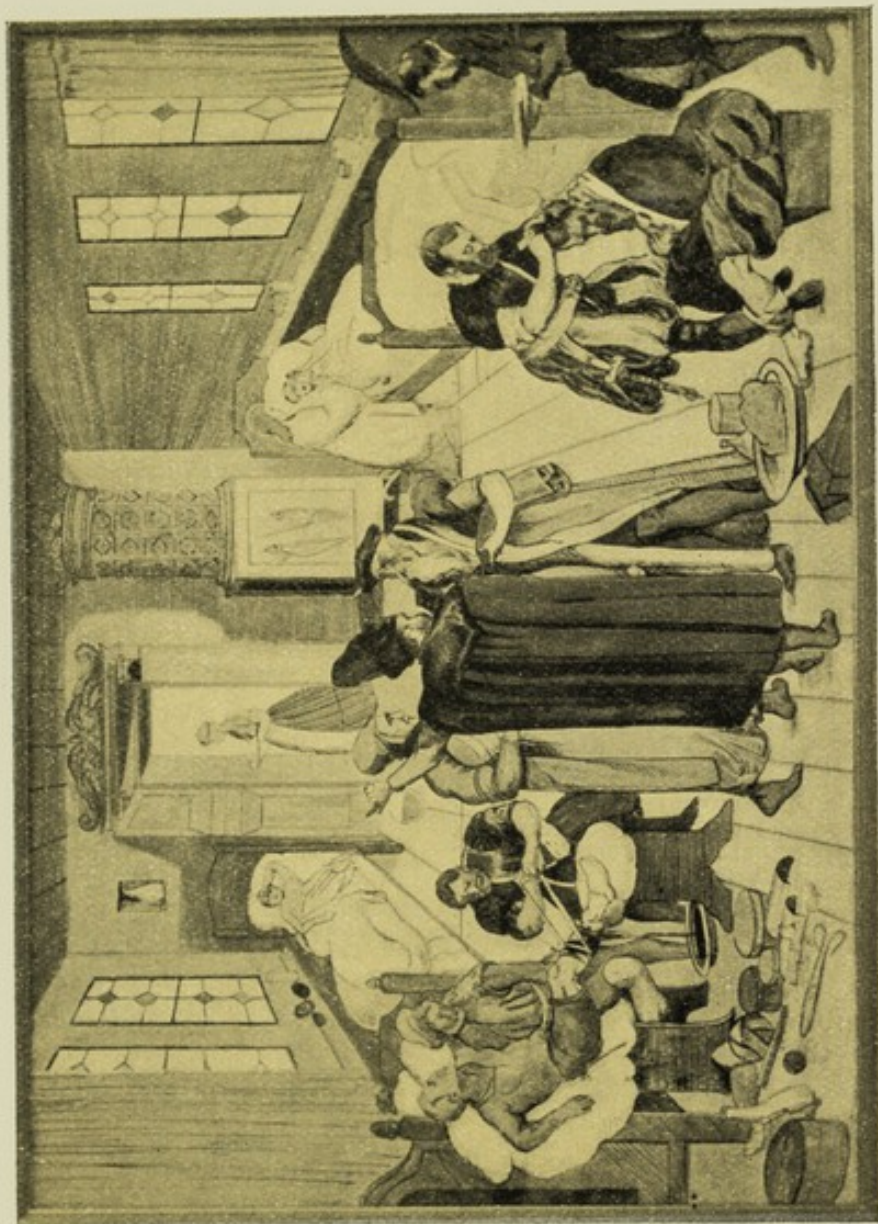
- | | | | |
|----|--|--|---|
| 62 | DIPLOMA GRANTED TO DOMENICO CARATI, by the Pharmaceutical College of Bologna, 1788 | ... | — |
| 63 | DIPLOMA GRANTED TO ANTONIO CARLOS PINTO DE CAVALHO, by Mary Queen of Portugal. Lisbon, 1791 | | — |
| 64 | DIPLOMA GRANTED TO JOSÉ JOACHIM DA COSTA, by Mary Queen of Portugal. Lisbon, 1795 | | — |
| 65 | THREE FAMOUS FORMULÆ FROM THE PARIS PHARMACOPŒIA: Diascordium, Pulvis Comitissæ and Guttæ Anglicæ Regiæ. Paris, 1703 | | — |
| 66 | DIPLOMA GRANTED TO FRANCISCO HENRY, by the University of Montpelier, 1681 | | — |
| 67 | GRANT OF ARMS TO GUY'S HOSPITAL | <i>Lent by the Governors of Guy's Hospital</i> | |
| 68 | COMMISSION OF W. TAYLOR AS SURGEON TO THE FORCE. London, 1811 | | — |
| 69 | PRACTICE CERTIFICATE GRANTED TO WILLIAM TURNER by Sir William Eyre, Administrator of Canada. Toronto, 1857 | ... | — |
| 70 | DIPLOMA GRANTED TO DOMENICO SERRA by the College of Medicine of Bologna, 1788 | ... | — |
| 71 | COMMISSION OF C. I. LAISNE AS SURGEON OF THE ARMY. London, 1814 | | — |
| 72 | DIPLOMA GRANTED TO JOSÉ JOACHIM DA COSTA by the Junta do Proto-Medicato. Lisbon, 1795 | | — |

-
- | | | |
|-----|--|---|
| 73 | HONORARY MEMBERSHIP GRANTED
TO FRANZ SCHAUMETON, OF
PARIS, by the Wetterau
Natural History Society.
Hanau, 1808 | — |
| 74 | COMMISSION OF CHARLES
DRONIGOOLE AS ARMY SUR-
GEON. London, 1809 ... | — |
| 75 | COMMISSION OF N. BRUCE AS
ARMY SURGEON. London,
1809 | — |
| 76 | COMMISSION OF FREDERICK
THOMPSON AS ARMY SURGEON.
London, 1807 | — |
| 77 | DIPLOMA GRANTED TO ANTONIO
CARLO PINTO, by the Junta do
Proto-Medicato. Lisbon, 1791 | — |
| 77A | CHARTER GRANTED TO THE
DUBLIN BARBER - SURGEONS,
1752. (In facsimile)
<i>Lent by the Royal College of Surgeons of Ireland</i> | |
| 78 | ORDER FOR PAYMENT TO TOUSSEAU,
Director of the Neslè Hospital.
Amiens, 1790 | — |
| 79 | COMMISSION APPOINTING DR.
EDWARD WALLER AS ASSISTANT
SURGEON TO H.M.S. ST.
GEORGE. Lisbon, 1855 ... | — |
| 80 | COMMISSION OF DR. GROFFIEU
AS MEMBER OF THE MILITARY
HEALTH COMMITTEE. Paris,
1790 | — |
| 81 | DIPLOMA GRANTED TO HENRY
PORTER by the Royal College
of Surgeons. London, 1854 ... | — |

-
- | | | |
|-----|---|---|
| 81A | A COLLECTION OF BOOKPLATES
OF MEDICAL MEN | — |
| 82 | DIPLOMA GRANTED TO ANTONIO
CANEDI by the University of
Bologna, 1812 | — |
| 83 | DIPLOMA GRANTED TO FREDERICK
WILLIAM ARMSTRONG-RAWLINS
by the University of Edinburgh,
1849 | — |
| 84 | DIPLOMA GRANTED TO SAMUEL
CLEWIN GRIFFITHS by the
Society of the Art and Mystery
of Apothecaries. London,
1847 | — |
| 85 | DIPLOMA GRANTED TO FREDERICK
WILLIAM ARMSTRONG-RAWLINS
by the Royal College of
Surgeons. London, 1849 ... | — |
| 86 | DIPLOMA GRANTED TO HENRY
JOHN SHARP by the Royal
College of Surgeons. London,
1862 | — |
| 87 | DIPLOMA GRANTED TO GIUSEPPE
GENTILI by the University of
Turin, 1846 | — |
| 88 | DIPLOMA GRANTED TO ANTOINE
GOUAN by the University of
Montpelier, 1795 | — |
| 89 | DIPLOMA GRANTED TO DOMENICO
SERRA by the Health Com-
mission of Bologna, 1809 ... | — |
| 90 | DIPLOMA GRANTED TO LORENZO
RENZI by the University of
Bologna, 1809 | — |
| 91 | DIPLOMA GRANTED TO WILLIAM
FORESTER by the University of
Caen, 1608 | — |

-
- | | | |
|-----|---|---|
| 92 | DIPLOMA GRANTED TO FREDERICK
WILLIAM ARMSTRONG-RAWLINS
by the Society of the Art and
Mystery of Apothecaries.
London, 1848 | — |
| 93 | DIPLOMA GRANTED TO HENRY
PORTER by the University of
Edinburgh, 1855 | — |
| 94 | DIPLOMA GRANTED TO JOHN
LAWRENCE by the University
of Pavia, 1791 | — |
| 95 | CERTIFICATE OF THE HONORARY
MEMBERSHIP TO THE ROYAL
JENNERIAN SOCIETY, GRANTED
TO H. ANSELL | — |
| 96 | AN ADVERTISING BILL OF DR.
HELOT, recommending his
remedies | — |
| 97 | DIPLOMA GRANTED TO FRANCIS
HENRY by the University of
Montpelier, 1655 | — |
| 98 | DIPLOMA GRANTED TO CHARLES
PATRICK KEMPE by the Royal
College of Surgeons. London,
1861 | — |
| 99 | DIPLOMA GRANTED TO ALEXANDER
URE by the Royal College of
Surgeons. London, 1834 ... | — |
| 100 | COMMISSION OF GEORGE
FLEMING AS ARMY VETERINARY
SURGEON. London, 1877 ... | — |
| 101 | DIPLOMA GRANTED TO JOSÉ
VERGES Y GILI by the Com-
mission of Medical Colleges.
Madrid, 1816 | — |

-
- | | | |
|-----|--|---|
| 102 | PRACTICE CERTIFICATE GRANTED
TO ANTONIO CANEDI by the
University and Police of
Bologna, 1813 | — |
| 103 | DIPLOMA GRANTED TO ALEXANDER
URE by the University of
Edinburgh, 1832 | — |
| 104 | COMMISSION APPOINTING
RICHARD HASSALL AS ARMY
SURGEON. London, 1852 ... | — |
| 105 | PRACTICE CERTIFICATE GRANTED
TO LORENZO RENZI by the
University and Police of
Bologna, 1809 | — |
| 106 | DIPLOMA GRANTED TO ANTONIO
CANEDI by the University of
Bologna, 1810 | — |
| 107 | DIPLOMA GRANTED TO RAYMOND
GARDEY by the University of
Montpelier, 1801 | — |
| 108 | DIPLOMA GRANTED TO JEAN
NICOLAS GOUAN by the
University of Paris, 1830 ... | — |
| 109 | PRACTICE CERTIFICATE GRANTED
TO ANTONIO CANEDI by the
University and Police Court of
Bologna, 1812 | — |
| 110 | DIPLOMA GRANTED TO ANTONIO
CARATI by the University of
Rome, 1816 | — |
| 111 | DIPLOMA GRANTED TO GIUSEPPI
SERRA by the University of
Rome, 1816 | — |



BARBER-SURGEONS OPERATING ON PATIENTS IN A HOSPITAL
From a Woodcut of the XVI Century

- | | | |
|-----|--|---|
| 112 | DIPLOMA GRANTED TO JOHN SHARP by the Royal College of Physicians of Edinburgh, 1869 | — |
| 113 | MEMBERSHIP GRANTED TO DR. SHAUMETON by the Société Philotechnique of Paris, 1816... | — |
| 114 | DIPLOMA FORMULAR OF THE ECOLE DE PHARMACIE, PARIS | — |
| 115 | DIPLOMA GRANTED TO SAMUEL CLEWIN GRIFFITH by the Royal College of Physicians of London, 1846 | — |
| 116 | CERTIFICATE AWARDED TO JOSÉ JOHAN DA COSTA by the Army Superintendent, for medical services rendered. Lisbon, 1806 | — |
| 117 | COMMISSION APPOINTING EDWARD WALLER AS SURGEON ON BOARD H.M.S. ORLANDO. 1864 | — |
| 118 | DIPLOMA GRANTED TO ALPHONSE LOUIS GIUSEPPE SAINTVIS by the University of Paris, 1848 | — |
| 119 | DIPLOMA GRANTED TO AUGUSTO DOMENICO WALLETE by the Surgical Academy of Madrid, 1853 | — |
| 120 | CERTIFICATE OF ATTENDANCE TO LECTURES ON SURGERY GRANTED TO SYDNEY JOB VAN BURCHELL. Signed by Charles Bell, M.D. London, 1821 ... | — |
| 121 | CERTIFICATE OF ATTENDANCE TO LECTURES ON MIDWIFERY GRANTED TO SYDNEY JOB VAN BURCHELL. London | — |

- 122 COMMISSION APPOINTING
FREDERICK DETTMANN AS
ARMY SURGEON. Signed by
King George III. London,
1813 —
- 123 DIPLOMA GRANTED TO HENRY
J. SHARP by the Society of the
Arts and Mystery of Apothe-
caries, London, 1869 —
- 124 HENRY VIII GRANTING A
CHARTER TO THE COMPANY OF
BARBER-SURGEONS *After Holbein*
Engraved by B. Baron
The original painting is preserved in the
Barber-Surgeons' Hall, Monkwell Street, E.C.
- 125 FETCHING THE DOCTOR *Engraved by C. E. Wagstaff*
- 126 L'OPTIQUE *Engraved by C. N. Cochin*
- 127 QUEEN ELEANOR SUCKING THE
VENOM FROM THE WOUND OF
EDWARD I *Engraved by G. W. Ryland*
- 128 THE QUACK DOCTOR ... *Engraved by Charles Hess*
- 129 THE BARBER-SURGEON —
- 130 THE WOUNDED FINGER —
- 131 LE NEGROMANTIEN *Engraved by Helman*
- 132 DOCTOR VACCINATING CHILDREN —
- 133 ANDREAS VESALIUS —
- 134 ANTIOCHUS AND STRATONICE *Rubens*
- 135 THE VILLAGE DOCTOR —
- 136 FIDELIA AND HER WOUNDED
LOVER —

- 137 NOSTRADAMUS PREDICTING TO
MARIE DE MEDICIS THAT SHE
WILL COME TO THE BOURBON
THRONE *Engraved by Ransonette*
- 138 DEATHBED SCENE WITH
PHYSICIAN AT BEDSIDE ... *After Rembrandt*
- 139 VOMITING AFTER DRINKING ... —
- 140 EXTRACTING A TOOTH *After Gerard Dow*
Engraved by A. Kesler
- 141 HIPPOCRATES *Engraved by Mecon*
- 142 HIPPOCRATES *Engraved by Mecon*
- 143 HIPPOCRATES REFUSING THE
PRESENTS OF ARTAXERXES
Engraved by R. V. Massard
- 144 HIPPOCRATES *Engraved by B. Pontious*
- 145 HIPPOCRATES *From the Library of T. J. Pettigrew*
- 146 FEMME HYDROPIQUE *Engraved by L. A. Claessens*
- 147 LE CHIRURGIEN DE CAMPAGNE
Engraved by T. Major
- 148 THE OLD PHYSIC GARDEN OF
THE SOCIETY OF APOTHECARIES
AT CHELSEA. 1750 *After C. Green*
- 149 A PRIMITIVE VAGINAL EXAMINA-
TION WITH A MIRROR. 16th
century —
- 150 AN OPERATION IN PRE-ANÆS-
THETIC TIMES —
From an original painting of an operation
on Mr. Power of Dublin, on July 28th, 1817.
- 151 A VISIT TO ÆSCULAPIUS
After Sir Edward J. Poynter, P.R.A.
- 152 CIRCUMCISION
Engraved by Broen. Lent by Dr. Ch. Eastwick Field

- | | | | |
|-----|---|--|------------------------------|
| 153 | DEATH AND THE PHYSICIAN | | |
| | <i>Original Water-Colour on Vellum, XVI century</i> | | |
| 154 | OPERATEUR CÉPHALIQUE | ... | — |
| 155 | LE MÉDECIN CLAIRVOYANT | <i>Engraved by Helman</i> | |
| 156 | APOTHEOSIS OF LINNÆUS | ... | — |
| 157 | THE DYING FOX-HUNTER | ... | — |
| 158 | ANTIOCHUS AND STRATONICE | | |
| | <i>Engraved by Wm. Wynn Ruyland</i> | | |
| 159 | THE DEATH OF SENECA | <i>Engraved by F. S. Ravenet</i> | |
| 160 | THE BLUE DEVILS!! | | <i>G. Cruikshank</i> |
| 161 | TIME AND DEATH | | — |
| 162 | THE LAST REQUEST | ... | <i>Engraved by A. Cardon</i> |
| 163 | FOX-HUNTING DOCTOR | | — |
| 164 | THE FOUR SENSES | | — |
| 165 | THE COWPOCK. | <i>Original Drawing by James Gillray</i> | |
| | <i>Lent by C. Renner, M.D.</i> | | |
| 166 | THE MONKEY CHEMIST | ... | — |
| 167 | LE PLAISIR DES FOUS | | — |
| 168 | RESUSCITATION | | — |
| 169 | THE BATTLE OF THE CATA-
PLASM | | — |
| 170 | THE DENTIST | | — |
| 171 | GEOFFREY GAMBADO, ESQ. | ... | — |
| 172 | A STUDY | | <i>Engraved by Facius</i> |
| 173 | HANDICRAFT | | — |
| 174 | "IN A HIGH SALIUATION AT THE
POINT OF DEATH" | | — |
| 175 | LABLACHE ET MARIO DANS
L'ELIXIR D'AMORE | | — |
| 176 | THE REWARD OF CRUELTY | <i>Designed by W. Hogarth</i> | |
| 177 | THE DISSECTING ROOM... | ... | — |

- | | | |
|-----|---|---------------------------------|
| 178 | LIEUT. - GOVERNOR GALL-STONE,
INSPIRED BY ALECTO ... | James Gillray |
| 179 | THE DENTIST ... | — |
| 180 | PHYSIOGNOMY: Elucidating by
Externals the Operations of
Internals ... | — |
| 181 | A MEDICAL COMBAT WITH
SURGICAL INSTRUMENTS AS
WEAPONS ... | Original Drawing |
| 182 | MONSIEUR SANS-DOULEUR, Den-
tiste et Pedicure ... | — |
| 183 | LE MÉDICIN A LA MAISON ... | — |
| 184 | THE FOUR PRICES ... | T. Rowlandson |
| 185 | DR. DRAMBARREL CONVEYED
HOME IN ORDER TO TAKE HIS
TRIAL FOR NEGLECT OF FAMILY
DUTY ... | T. Rowlandson |
| 186 | ALL FOURS ... | Bunbury |
| 187 | ADMINISTERING A BITTER DOSE
TO A FRACTIOUS PATIENT ... | — |
| 188 | VISITING THE SICK ... | Gillray |
| 189 | SPECIAL PLEADERS IN THE
COURT OF REQUESTS... .. | T. Rowlandson |
| 190 | A JAPANESE QUACK DOCTOR AT
A FAIR ... | — |
| 339 | LEAF FROM A MS. OF THE 15TH
CENTURY ... | Lent by Rev. R. Conyers Morrell |
| | A prayer to St. Apollonia for delivery
from toothache and other ailments. | |
| 340 | WRITTEN EXAMINATION FOR YE
DEGREE OF M.D. EDINBG.
UNIVERSITY, April, 1855 ... | — |
| | "N.B.—The unfortunate undergraduates
are in ye agonies of composition. X Ane
Professor (intended to be Sir James Y.
Simpson.)" | |

-
- | | | | |
|-----|---|-----|--|
| 341 | A CHIROMANTIC CHART | ... | — |
| | From a MS. of the 14th century. | | |
| 191 | THE GYNÆCOLOGISTS OF PARIS | | |
| | | | <i>Caricature by A. Barrère</i> |
| 192 | THE EMINENT PHYSICIANS OF
PARIS | | <i>Caricature by A. Barrère</i> |
| 193 | THE EMINENT DENTISTS OF
PARIS | | <i>Caricature by Delécluse</i> |
| 194 | DR. WILLIS ABROAD. | | |
| | | | <i>Original Drawing by T. Rowlandson</i> |
| 195 | DR. WILLIS AT HOME. | | |
| | | | <i>Original Drawing by T. Rowlandson</i> |
| 196 | THE ALCHEMIST | | <i>T. Rowlandson</i> |
| 197 | THE ANATOMIST ... | | <i>Caricature after T. Rowlandson</i> |
| 198 | DR. CONVEX AND MRS. CONCAVE. | | |
| | 1796 | | — |
| 199 | CHAMPAGNE DRIVING AWAY REAL
PAIN | | <i>Caricature by Theodore Lane</i> |
| 200 | JOHN BULL AND HIS NEW
DOCTOR | | <i>Caricature by F. Jones</i> |
| 201 | THE TOOTHACHE ... | | <i>Drawn by Lewis Haigh</i> |
| 202 | THE MONKEY DENTIST; OR,
TEETH EXTRACTED GRATIS ... | | — |
| 203 | PATIENT WITH THE GOUT ... | | — |
| 204 | RECIPES FOR THE BRITISH CON-
STITUTION | | — |
| 205 | THE RULING PASSION | | — |
| 206 | THE RIVAL MAGICIANS; OR,
RAISING THE SPIRIT | | <i>Tomaso Scrutiny</i> |
| 207 | MARGARET'S GHOST | | — |
| 208 | BREATHING A VEIN | | — |
| 209 | DR. DAWDLE IN A HURRY ... | | <i>Bunbury</i> |

210	A CORSICAN PHYSICIAN...	...	—
211	THE TOOTH DRAWER	—
212	THE FARRIER TURNED TOOTH DRAWER	—
	THE BLACKSMITH TURNED TOOTH DRAWER	—
213	THE ADVANCE OF DEATH	—
214	DEATH AND TWO PLAYERS	—
215	DEATH AND THE DUSTMAN	—
216	DEATH AND THE COACHMAN	—
217	DEATH AND THE DOCTOR	—
218	DEATH AND TWO QUAKERS	—
219	DEATH AND THE AUTHOR	—
220	NUMBER 1 ; or, Blood for Blood		—
221	CHAMPAGNE AND REAL PAIN ...		—
222	MEDICAL DISPATCH ; or, Dr. Doubledose killing two Birds with one Stone	—
223	THE DENTIST ; or, Teeth drawn with a Touch	—
224	THE LUDICROUS OPERATOR ; or, Blacksmith turned Tooth Drawer	—
225	TAKING PHYSIC	—
226	CHARMING WELL AGAIN	—
227	FEEL MY TEETH...	—
228	SHOW YOUR TONGUE	—
229	SWALLOWING A PILL	—
230	DENTIST AND PATIENT	—
231	OH ! THERE'S SOMETHING IN MY EYE	—

Caricature by C. Hunt

232	THE DOCTOR	—
233	HOB AND STAGE DOCTOR ...	—
234	THE TOWN TOOTH DRAWER ...	—
235	THE ARMY SURGEON	—
236	VERY ILL	—
237	GENTLE EMETIC	—
238	THE CRAMP	—
239	THE VILLAGE CONSULTATION ...	<i>T. Müller</i>
240	PRACTISING AT THE BAR ...	—
241	AFTER THE HOLIDAYS. Cooling off	—
242	THE THINGS WHICH KEEP HIM BUSY	—
243	WHERE'S MY GOAT?	—
244	CONSULTATION OF PHYSICIANS ...	<i>After Hogarth</i>
245	WONDERFULLY MENDED ...	—
246	THE QUACK DOCTOR. A Street Scene in Oporto	—
247	SALLOT DU CASQUE DE FER ...	—
248	DOCTORS DIFFER	—
249	A PHYSICIAN AND HIS PATIENTS. A grotesque phantasy. 1577. <i>After Brueghal, 1557</i>	—
250	THE QUACK DENTIST. A street scene in Toulouse	—
251	PHYSICIAN AND PATIENT ...	—
252	NOTICE TO QUIT ; or, A Will of Her Own	—
253	THE QUACK DENTIST. A street scene in Toulouse	—
254	LES GRIMACES	—
255	A WOMAN APOTHECARY ...	<i>T. Rowlandson</i>

-
- | | | |
|-----|---|-------------------|
| 256 | A DOCTOR'S ENEMY | — |
| 257 | PROFESSOR AND STUDENT ... | <i>Caricature</i> |
| 258 | PROFESSOR AND WORKMAN ... | <i>Caricature</i> |
| 259 | A DEMAND FROM THE RECTOR
AND COUNCIL OF THE UNI-
VERSITY OF PAVIA TO THE
INQUISITOR OF WITCHES, ask-
ing him to deliver up the body
of a woman who has been
sentenced to be burned alive,
in order that she might form
an anatomical subject for the
medical students | — |
| 260 | THE APOTHECARY'S PRAYER
<i>Lent by Frank Oldham, Esq.</i> | |
| 261 | RULES TO BE OBSERVED IN
ENDEAVOURING TO RESTORE
SUSPENDED ANIMATION
<i>Lent by Frank Oldham, Esq.</i> | |
| 262 | FACSIMILE LETTER FROM FRAN-
CESCO REDI, the famous Italian
physician, 1626-1697, giving
an account of a nun with an
abnormal clitoris | — |
| 263 | FACSIMILE GREEK DRUG ORDER
OF THE 1ST CENTURY, warning
the vendor against selling stale
or adulterated drugs | — |
| 264 | JOHN BANNISTER [1533-1610]
delivering the Visceral Lecture
before the Barber-Surgeons'
Company, London
<i>Lent by D'Arcy Power, Esq., F.R.C.S.</i> | |
| 265 | DR. CULLEN'S HOUSE, Castle
Street, Hamilton
<i>Lent by the Royal Faculty of Physicians and
Surgeons, Glasgow</i> | |

-
- 266 A PASS WRITTEN BY CHRISTOPHER MAURO, DOGE OF VENICE, TO ANDREW MORELLO, authorising him to carry a load of salt from the Via Padi, Venice. 1467... —
- 267 A FREE PASS IN TIME OF PESTILENCE. Issued in Riana, Tuscany. 1713 —
- 268 DR. PETER'S JUDGMENT OF SYDENHAM WATER. *Lent by James T. Coling, Esq.*
- 269 DOCUMENT OF A SPANISH AUTO-DA-FE OF THE 16TH CENTURY, containing answers obtained "to the questions," with signatures of inquisitors after each question, and, at the end, the signature of the accused ... —
- 270 HANDBILL FOR DR. BENJAMIN GODFREY'S CORDIAL *Lent by Frank Oldham, Esq.*
- 271 THE CONSULTING PHYSICIAN AND THE BONE PRACTITIONER
Caricature by Walter J. Allan
- 272 THE ARMY DOCTOR *Walter J. Allan*
- 273 THE HOSPITAL SURGEON *Walter J. Allan*
- 274 THE GREAT PHYSICIAN *Walter J. Allan*
- 275 THE PARISH DOCTOR *Walter J. Allan*
- 276 THE VOLUNTEER BRITON *Walter J. Allan*
- 277 THE POLICE DOCTOR *Walter J. Allan*
- 278 MEDICAL STUDENTS *Walter J. Allan*
- 279 THE NAVY DOCTOR *Walter J. Allan*
- 280 PRESENTED AT COURT *Walter J. Allan*
- 281 ANATOMY *Walter J. Allan*
- 282 THE EMINENT SPECIALIST *Walter J. Allan*

- | | | | |
|-----|---|-------------------------------------|--|
| 283 | SIR GEORGE PAGET. | <i>Engraved by T. Oldham Barlow</i> | |
| 284 | DR. JAMES ANDREW [1829-1896] | — | |
| 285 | DR. DAVID LIVINGSTONE [1813-1873] | — | |
| 286 | PROFESSOR HUXLEY, F.R.S. [1825-1895] | — | |
| 287 | THE UROLOGIST | — | |
| 288 | "CANCER" | <i>Richard Cooper</i> | |
| 289 | "CHLOROFORM" | <i>Richard Cooper</i> | |
| 290 | "CHOLERA" | <i>Richard Cooper</i> | |
| 291 | THE ALCHYMIST | — | |
| 292 | "SYPHILIS" | <i>Richard Cooper</i> | |
| 293 | SIR WILLIAM BUTTS, M.D.
Physician to Henry VIII.
d. 1545 | — | |
| 294 | IOANNES SCHENCKIUS. 1501 ... | | |
| 295 | SIR CHARLES SCARBURGH, M.D.
[1616-1694] | <i>J. Brown</i> | |
| 296 | NICOLAUS LEMERY, M.D. [ca. 1697] | — | |
| 297 | JOHN ASH, M.D. [1723-1798]
<i>Engraved by F. Bartolozzi</i> | | |
| 298 | SIR EVERARD HOME, Bart.,
F.R.S. | — | |
| 299 | SIR ASTLEY P. COOPER, F.R.S. | <i>J. Cochran</i> | |
| 300 | DANIEL SENNERTUS. 1500 ... | — | |
| 301 | HIPPOCRATES | <i>Llanta</i> | |
| 302 | SIR JOHN STEVENSON, M.D.
<i>Engraved by Edward Scriven</i> | | |

- 303 HARVEY DEMONSTRATING HIS
THEORY OF THE CIRCULATION
OF THE BLOOD TO CHARLES I
Engraved by Henry Lemon
- 304 THE DOCTOR *After Luke Fildes, R.A.*
- 305 DR. NATHANIEL WALLICH, M.D. —
- 306 SIR WILLIAM FERGUSSON *After F. Joubert*
Engraved by R. Lehmann
- 307 DR. MACKENZIE —
- 308 SIR EDWARD HULSE, M.D. *Engraved by J. Watson*
- 309 SIR JAMES EDWARD SMITH, M.D.,
F.R.S. *Engraved by F. C. Lewis*
- 310 "TYPHOID FEVER" *Richard Cooper*
- 311 "TUBERCULOSIS" *Richard Cooper*
- 312 "LEPROSY" *Richard Cooper*
- 313 "PLAGUE" *Richard Cooper*
- 314 "DIPHTHERIA" *Richard Cooper*
- 315 DEATH, THE CONQUEROR ... *Edgar Bundy, R.I.*
- 316 RICHARD TEMPLE, M.D. ... —
- 317 SIR JAMES Y. SIMPSON ... *Engraved by Schenck*
- 318 SIR HENRY THOMPSON, F.R.S. —
- 319 MICHAEL FARADAY, F.R.S. *Engraved by C. Turner*
- 320 SIR RICHARD QUAIN —
- 321 SIR JAMES Y. SIMPSON —
- 322 SIR SAMUEL GARTH, M.D. ... —
- 323 H. M. SOUTH, M.D. —
- 324 EDWARD JENNER, M.D. ... *Engraved by W. Say*
- 325 WILLIAM STUKELEY, M.D. ... *J. Smith*
- 326 SIR HANS SLOANE, F.R.S. *Engraved by J. Faber*
- 327 JOSEPH PRIESTLEY, F.R.S. ... —
- 328 EDWARD JENNER, M.D. ... —

- 329 BRYAN ROBINSON, M.D. ... *B. Wilson*
- 330 WILLIAM SAUNDERS, M.D.
Engraved by Charles Townley
- 331 HENRY REVELL REYNOLDS,
M.D. ... *Engraved by N. Green*
- 332 EDWARD JENNER, M.D. ... —
- 333 ALEXANDER SMALL, F.R.C.S. ... *J. Faber*
- 334 JOHN SHELDON, F.R.S. ... *Engraved by W. Barnard*
- 335 WILLIAM SAUNDERS, M.D. ... *J. R. Smith*
- 336 SIGNED PHOTOGRAPH OF BUNSEN
Lent by Alan E. Munby, Esq.
- 337 ARTHUR HILL HASSALL, M.D.
Lent by E. Godwin Clayton, Esq.
- 338 PHOTOGRAPHS OF SILVER STATU-
ETTE, "ITHURIEL WOUNDING
THE TOAD." Presented to
Arthur Hill Hassall in recog-
nition of his exposures of the
adulteration of foods and drugs
Lent by E. Godwin Clayton, Esq.



GROUND FLOOR

NORTH SIDE

A LONDON PHARMACY of the 18th century.

The shop front is the original of the pharmacy established in 1798 by John Bell, founder of the Pharmaceutical Society. The vases and ewers in the interior are of Davenport ware, the ointment jars of Staffordshire stoneware, and the essence bottles of red Venetian glass. The laboratory in the rear contains the actual fittings of a pharmaceutical laboratory of the 18th century that once stood in Russell Street, Covent Garden, London.

EAST SIDE

A CHAPEL OF VOTIVE TABLETS.

17th to 19th centuries.

Chiefly from the Church of Santa Maria dei Bagni, Deruta, Perugia.

Some of these curious tablets are original and others replicas of offerings for recovery from accidents and disease.


EAST AND NORTH WALL BENCHES

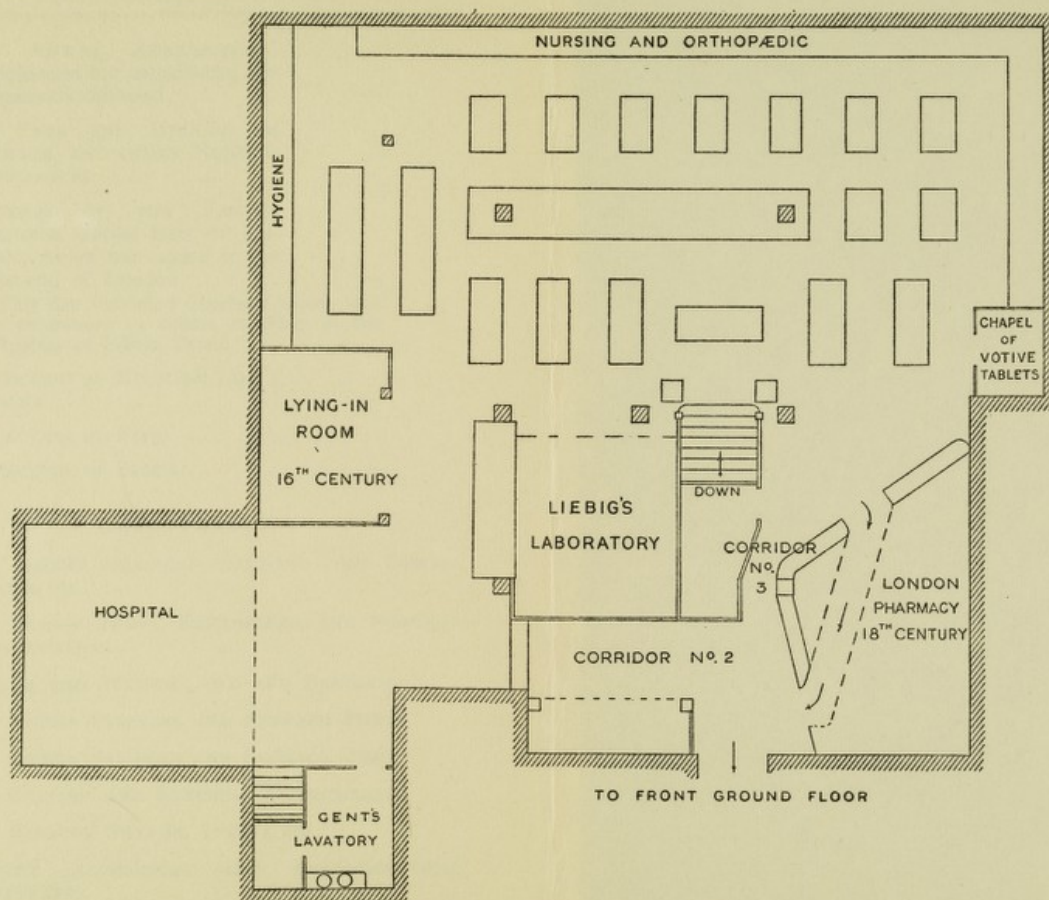
OLD FRACTURE APPLIANCES: Splints, Rests, Extensions.

OLD ORTHOPÆDIC APPLIANCES: Leg and Spine Supports, Wry-neck Apparatus, etc.

OLD ARTIFICIAL LIMBS.


OLD TRUSSES AND BELTS, etc.






PLAN NO. 5. BACK GROUND FLOOR

Starting at Staircase leading from Gallery of Ancient Manuscripts above, and showing that part of the Museum described on pages 110-124





OLD AURAL APPLIANCES.

Appliances for resuscitating the
apparently drowned ... —

BED PANS AND URINALS IN
PEWTER, AND OTHER NURSING
APPLIANCES ... —

CONTENTS OF THE FAMOUS
CHINESE OPIUM DEN OF AH-
SING, which was raided in the
East-end of London ... —

This den furnished Charles Dickens with
his references to opium smoking in the
"Mystery of Edwin Drood."

COLLECTION OF MEDICINE MEN'S
STICKS ... —

COLLECTION OF PIPES ... —

COLLECTION OF SPOONS... —

CASE TABLES

105 OLD POCKET SURGICAL DRESSING AND DENTAL
CASES, etc.

106 OLD BREAST PUMPS, EXHAUSTERS, AND SURGICAL
INSTRUMENTS.

107 ENEMAS AND SYRINGES, OLD AND BARBARIC.

108 OLD ENEMA SYRINGES AND STOMACH PUMPS.

109 OLD ENEMA SYRINGES AND STOMACH PUMPS.

110 OLD CUPPING AND BLEEDING INSTRUMENTS.

111 OLD BARBERS' SHAVING DISHES, etc.


112 ANCIENT ALCHEMICAL AND PHARMACEUTICAL
APPARATUS.


113 OLD ANÆSTHETIC APPARATUS.

- 114 OLD DRUG AND SPICE MILLS.
- 115 OLD CUSPIDORS AND URINALS, etc.
- 116 OLD FOOD WARMERS.
- 117 OLD INVALIDS' FEEDING CUPS.
- 118 OLD PAP BOATS.
- 119 OLD INFANTS' FEEDING BOTTLES.
- 120 BARBER-SURGEON'S BLEEDING BASINS.
- 121 OLD PHARMACEUTICAL OBJECTS AND IMPLEMENTS.

Ancient Surgical Apparatus and Parturition Chairs

- 1 MAHOGANY CHAIR, specially made for an abnormally fat man.
- 2 OPERATING TABLE. 16th century.
Model made from a woodcut from the work of Ambroise Paré.
- 3 SCAMNUS OF HIPPOCRATES.
Modelled from a drawing in a MS. of the 15th century, of the works of Oribasius.
- 4 LADDER DESCRIBED BY HIPPOCRATES. (Model.)
Employed by Greek surgeons for reducing dislocated limbs.
- 5 AMBI, or chair, used for reducing dislocation of the shoulder.
Described by Hippocrates as used by ancient Greek surgeons.
Lent by the Royal College of Surgeons
- 6 PARTURITION STOOL. 14th century. (Model.)
- 7 PARTURITION STOOL, used in ancient Greece, and described by Savonarola. (Model.)
- 8 PARTURITION CHAIR. As described by Roeslin. 1532. (Model.)





A SURGICAL OPERATION
From a Woodcut of the XVI Century

-
- 9 PARTURITION CHAIR. As described by Ryff. 1554.
(Model.)
- 10 PARTURITION CHAIR. 17th century. (Model.)
- 11 PARTURITION CHAIR. Swiss. 18th
century. —
- 12 PARTURITION CHAIR. Sicilian. 18th century
This chair was believed to possess
miraculous powers, and was known as
"the Miraculous Chair of Palermo." It
was in the possession of a famous
family of midwives for three generations,
and is estimated to have been used in
two thousand cases of delivery. On the
back is a painting of Christ.
- 13 PARTURITION CHAIR. 17th century. (Model.)
Described by Heister. 1770.
- 14 PARTURITION CHAIR FROM ALEPPO.

TABLEAU. BEAUTY CULTURE UP-TO-DATE.



CORRIDOR II

INSTRUMENTS OF TORTURE, AND APPLIANCES FOR RESTRAINING THE INSANE, FROM THE 15TH TO THE 18TH CENTURIES

Case 122 MODEL OF GUILLOTINE IN BONE. 18th century.

„ 123 MODELS IN WOOD OF CHINESE TORTURES.

- 1 LEATHER WAIST-BELT WITH BRACE
AND IRON HANDCUFFS

Lent by the London Metropolitan Asylums Board

- 2 SPANISH INSTRUMENT OF TORTURE.

16th century —

No other specimen known.

- 3 MANACLES. 16th century —

- 4 SCOURGE FOR RELIGIOUS OF-
FENDERS, with carved wooden
skull ornamentation

Tibet

- 5 AN INSTRUMENT OF TORTURE
used in the Canton of de
Valais, Switzerland, in the 16th
century... .. —

This instrument was fixed in a beam in the
prison, and served to crush the limb. As
soon as the limb was placed in the instrument,
the screw was turned until the person was
forced to confess.

- 6 SHACKLES, used to fasten the neck
and ankles together

Chinese

- 7 ANKLE CHAINS AS USED IN CAIRO

Lent by Dr. Sandwith

- 8 FLAGELLATOR WITH IRON LASHES.

17th century —

-
- | | | |
|----|--|---------------|
| 9 | ST. MARY'S COLLAR, placed on
prisoners who refused to con-
fess their crimes — | |
| 10 | WAR FLAIL | <i>Indian</i> |
| 11 | ANKLETS, for the insane
<i>Lent by the London Metropolitan Asylums Board</i> | |
| 12 | MANACLES OR HANDCUFFS for
chaining violent maniacs to the
wall ... <i>Presented from Old Bedlam Hospital</i> | |
| 13 | LEATHER MUFF, for the insane
<i>Lent by the London Metropolitan Asylums Board</i> | |
| 14 | MANACLE USED FOR SORCERESS.
16th century — | |
| 15 | LEATHER SLEEVES WITH GLOVES
AND STRAPS FOR RESTRAINING
ARMS OF THE INSANE
<i>Lent by the London Metropolitan Asylums Board</i> | |
| 16 | LEATHER COLLAR
<i>Lent by the London Metropolitan Asylums Board</i> | |
| 17 | BELT WITH TWO MANACLES AND
CHAIN, used for Sorceress ... — | |
| 18 | MASK OF BEATEN IRON, used in
Nuremberg, 1625 —
This mask was worn by women accused
of crimes, who were dragged through the
streets by the executioners. The women's
hands were tied behind their backs, a rope
was tied round the knees, while on both
sides of the bodies an inscription was placed,
relating the crimes they had committed. | |
| 19 | NATIVE-MADE LEG AND NECK
IRONS, for Captives — | |
| 20 | INSTRUMENTS OF TORTURE FOR
THE WRISTS. 17th century ... | <i>Swiss</i> |


- | | | |
|----|--|----------------------------------|
| 21 | WAIST-BELT AND MUFF, for the
insane | |
| | <i>Lent by the London Metropolitan Asylums Board</i> | |
| 22 | HANDCUFFS, used for the insane... | — |
| 23 | LEATHER GLOVE WITH HANDCUFFS,
used for the insane | — |
| | <i>Lent by the London Metropolitan Asylums Board</i> | |
| 24 | CAT-O'-NINE-TAILS | — |
| 25 | LEG STRAPS, used for the insane... | — |
| 26 | WAIST BELT WITH HANDCUFFS,
used for the insane | — |
| 27 | CHAIN BELTS used in monasteries
for penance | — |
| 28 | FLAGELLATORS used by the monks
of the middle ages in Belgium | — |
| 29 | SMALL LEATHER COLLAR, used for
the insane | |
| | <i>Lent by the London Metropolitan Asylums Board</i> | |
| 30 | MANACLE, OR FETTERLOCK OF
IRON, used for restraining vio-
lent maniacs ... | <i>From Old Bedlam Asylum</i> |
| 31 | BELT OF PENANCE | <i>Presented by W. C. Burton</i> |
| 32 | BRANDING IRON FOR FELONY,
16th century | <i>Swiss</i> |
| 33 | LIP SMACKER | <i>Chinese</i> |
| 34 | HIPPOTAMUS DOUBLE-LOOPED
PINNING THONG for pinning
down natives when flogged ... | <i>Congo</i> |
| 35 | TONGUE EXTRACTOR. Swiss
instrument of torture... .. | — |
| 36 | SIX NATIVE SINEW WHIPS. 16th
century... .. | — |

- | | | |
|----|---|---|
| 37 | A WOODEN PILLORY FOR TWO PERSONS. Marked H.G.M.
18th century | — |
| 38 | WOODEN CHINESE PILLORY, with inscriptions referring to the culprit's misdeeds | — |
| 39 | MASK OF PAINTED WOOD, FOR MEN. 16th century
Worn by those condemned by the Inquisition, when drawn on carts through the streets to execution. | — |
| 40 | MASK OF PAINTED WOOD, FOR WOMEN. 16th century
Worn by those condemned by the Inquisition, when drawn on carts through the streets to execution. | — |
| 41 | MANACLES WITH CHAIN, from Valais, used for criminals.
16th century | — |
| | BARON LIEBIG'S LABORATORY AT GEISSEN. (Reconstructed) ... | — |
| | A LYING-IN ROOM OF THE 16TH CENTURY. (Reconstructed) ... | — |
| | AN ITALIAN HOSPITAL OF THE 16TH CENTURY. (Reconstructed) ... | — |
| | SPECIMENS OF CURIOUS MATERIA MEDICA from Persia, India, Burma, Tibet, China, etc. ... | — |

IN CASE

- | | |
|---|---|
| RARE AND CURIOUS SPECIMENS OF MATERIA MEDICA | — |
|---|---|

Lent by the Port of London Authority




GROUND FLOOR

BACK

Pictures

- | | | | |
|----|--|---|---------------------------------------|
| 1 | THE LABORATORY | ... | <i>Engraved by J. G. Murray</i> |
| 2 | THE CHYMIST | ... | <i>Engraved by T. Major</i> |
| 3 | THE LABORATORY | ... | <i>Engraved by T. Major</i> |
| 4 | ST. COSMAS, Patron Saint of
Medicine. 15th century | ... | <i>Italian School</i> |
| 5 | ST. DAMIAN, Patron Saint of
Pharmacy. 15th century | ... | <i>Italian School</i> |
| 6 | THE DISTINGUISHED MEN OF
SCIENCE OF GREAT BRITAIN
LIVING IN THE YEARS 1807-
1808... | <i>Engraved by W. Walker and G. Zobel</i> | |
| 7 | DANIEL LAMBERT | ... | — |
| 8 | A SISTER OF MERCY PASSING THE
FIRING LINE AT THE SIEGE
OF PARIS. 1871 | ... | <i>G. Levin</i> |
| 9 | A QUACK DOCTOR | ... | <i>Pinelli</i> |
| 10 | THE GREAT MILITARY HOSPITAL
AT SCUTARI | ... | — |
| 11 | FLORENCE NIGHTINGALE AT
SCUTARI | ... | <i>Engraving signed Samuel Bellin</i> |
| 12 | THE FIELD OF WATERLOO AFTER
THE BATTLE | ... | <i>Engraving signed M. Douburg</i> |
| 13 | FLORENCE NIGHTINGALE... | ... | — |



PATIENTS IN HOSPITAL
ATTENDED BY
NURSES

From a M.S. of the XIII Century



- | | | |
|----|--|---------------------------------------|
| 14 | QUEEN VICTORIA AND THE
PRINCE CONSORT VISITING THE
CRIMEAN WOUNDED | <i>Engraving signed Jerry Barrett</i> |
| 15 | THE LITTLE INVALID ... | <i>W. Q. Orchardson, R.A.</i> |
| 16 | FLORENCE NIGHTINGALE ... | — |
| 17 | FLORENCE NIGHTINGALE ... | — |
| 18 | FLORENCE NIGHTINGALE ... | <i>Engraved by J. Moore</i> |
| 19 | FLORENCE NIGHTINGALE AND THE
NURSES IN THE EAST ... | — |
| 20 | WOUNDED SOLDIER DICTATING A
LETTER TO FLORENCE NIGHT-
INGALE ... | — |
| 21 | GARIBALDI VISITING WOUNDED
SOLDIERS ... | <i>Ademollo, 1890</i> |
| 22 | FLORENCE NIGHTINGALE ... | <i>Richmond</i> |
| 23 | A WARD IN WYNBERG CAMP
HOSPITAL. South African War | — |
| 24 | QUEEN VICTORIA READING TO A
SICK MAN ... | — |
| 25 | PHYSICIAN AT BEDSIDE OF A
PATIENT ... | — |
| 26 | FLORENCE NIGHTINGALE ... | — |
| 27 | FLORENCE NIGHTINGALE WRITING
A LETTER FOR A WOUNDED
SOLDIER ... | — |
| 28 | BARBER-SURGEON OPERATING ON
A BOY ... | <i>Dutch School</i> |
| 29 | CHRIST HEALING THE SICK MAN | — |
| 30 | SISTERS OF MERCY AT AN AMBU-
LANCE STATION ... | <i>L. Kolitz</i> |
| 31 | DOGS OF ST. BERNARD RESCUING
A TRAVELLER ... | — |

32	THE DOCTOR	<i>Kennedy</i>
33	CHRIST HEALING THE SICK ...	<i>Franck</i>
34	THE WITCHES' KITCHEN... ..	—
35	THE LAZARET	—
36	A SURGICAL OPERATION	—
37	THE DENTIST	<i>Horremans</i>
38	THE BELOVED PARENT	<i>After Greuze</i>
39	THE VILLAGE SURGEON	—
40	"THE DESCRIPTION OF YE POYSON- ING OF KING JOHN BY A MONKE OF SWINSTED ABBY, LINCOLNESHIERE"	—
41	LIFE AND DEATH IN COMBAT ...	<i>After Hogarth</i>
42	DEATH AND LIFE IN COMBAT ...	<i>After Hogarth</i>
43	HOSPITAL SHIP, "THE MAINE," fitted out for the Ladies' Committee of the American Hospital Ship Fund for the Boer War	—
44	THE HOSPITAL NURSE	<i>J. E. Sutcliffe</i>
45	ROYAL COLLEGE OF SURGEONS, LINCOLN'S INN FIELDS	—
46	MARYLEBONE AND PADDINGTON HOSPITAL	—
47	THE WOUNDED HAND	—
48	THE WATER-DOCTOR	<i>After Teniers</i>
49	A VISIT TO THE DOCTOR	<i>Dansaert</i>
50	THE DOCTOR'S VISIT	<i>Guardadassi</i>
51	THE ALCHEMIST	<i>Dietrich</i>
52	THE DENTIST	—
53	A BARBER-SURGEON'S SHOP, WITH PATIENT BEING BLED	<i>Heemskirk</i>
54	PHYSICIAN VISITING A PATIENT ...	<i>Hoogsdraeten</i>

55	DEATHBED SCENE	—
56	THE SIAMESE TWINS	...	<i>Edward Pingret, 1836</i>	
57	AN OPERATION	<i>Heemskirk</i>
58	THE CHIROPODIST	—
59	THE PATIENT	<i>David Maclise, R.A.</i>
60	THE ALCHEMIST	<i>Quentin Matsys</i>
61	THE ALCHEMIST	—
62	THE SICK LADY	<i>Dutch School</i>
63	DOCTOR AND PATIENT	—
64	EXTERIOR OF A CHEMIST'S SHOP			<i>J. Whistler</i>
65	THE ALCHEMIST	—
66	THE WATER-DOCTOR	—
67	DRESSING A WOUND	—
68	THE DOCTOR'S VISIT	<i>Dutch School</i>
69	BARBER-SURGEONS AND PATIENTS			—
70	THE CHIROPODIST	—
71	THE ALCHEMIST	—
72	THE APOTHECARY...	—
73	THE BAD LEG	<i>Brauwier</i>
74	INTERIOR OF AN ALCHEMIST'S LABORATORY AND BARBER- SURGEON'S SHOP	—
75	THE SICK ROOM	—
76	THE WATER-DOCTOR	—
77	THE BARBER-SURGEON	<i>After Teniers</i>
78	THE TRAVELLING DENTIST	...		—
79	THE CHIROPODIST	—
80	THE WATER-DOCTOR	—
81	A BARBER-SURGEON	—
82	THE WATER-DOCTOR	—

83	AN ALCHEMIST'S LABORATORY ...	—
84	CUPID'S LABORATORY	<i>Bas-relief</i>
84A	THE EMOTIONS, worked in human hair	—
85	A TRAVELLING DENTIST ...	<i>Metal relief</i>
86	CUPID ASTRONOMERS	<i>Bas-relief</i>
87	QUEEN ELEANOR AND THE POISONED WOUND	<i>Bas-relief</i>
88	THE ALCHEMIST	<i>After Teniers</i>

CORRIDOR II


89	DEATH AND THE ALCHEMIST ...	—
90	A WOUNDED WARRIOR	—
91	AN ITALIAN COUNTRY DENTIST	—
92	THE DENTIST	<i>Dutch School</i>
93	A SCIENTIST EXPOUNDING ASTRO- NOMICAL THEORIES	—
94	THE DENTIST	—
95	THE WOMAN BARBER-SURGEON. Dated 1695	<i>Dutch School</i>
96	A SURGICAL OPERATION ...	—
97	THE WATER-DOCTOR	—
98	THE DENTIST	<i>G. Rocco</i>
99	SCENE IN A LABORATORY From Sir Walter Scott's "Anne of Geierstein."	
100	ALCHEMICAL LABORATORY ...	<i>After Ostade</i>
101	THE CUT FINGER	<i>Mulready</i>
102	AN OPERATION ON THE EYE ...	<i>Dutch School</i>
103	A BARBER-SURGEON'S SHOP ...	<i>Dutch School</i>
104	THE WATER-DOCTOR	<i>Dutch School</i>

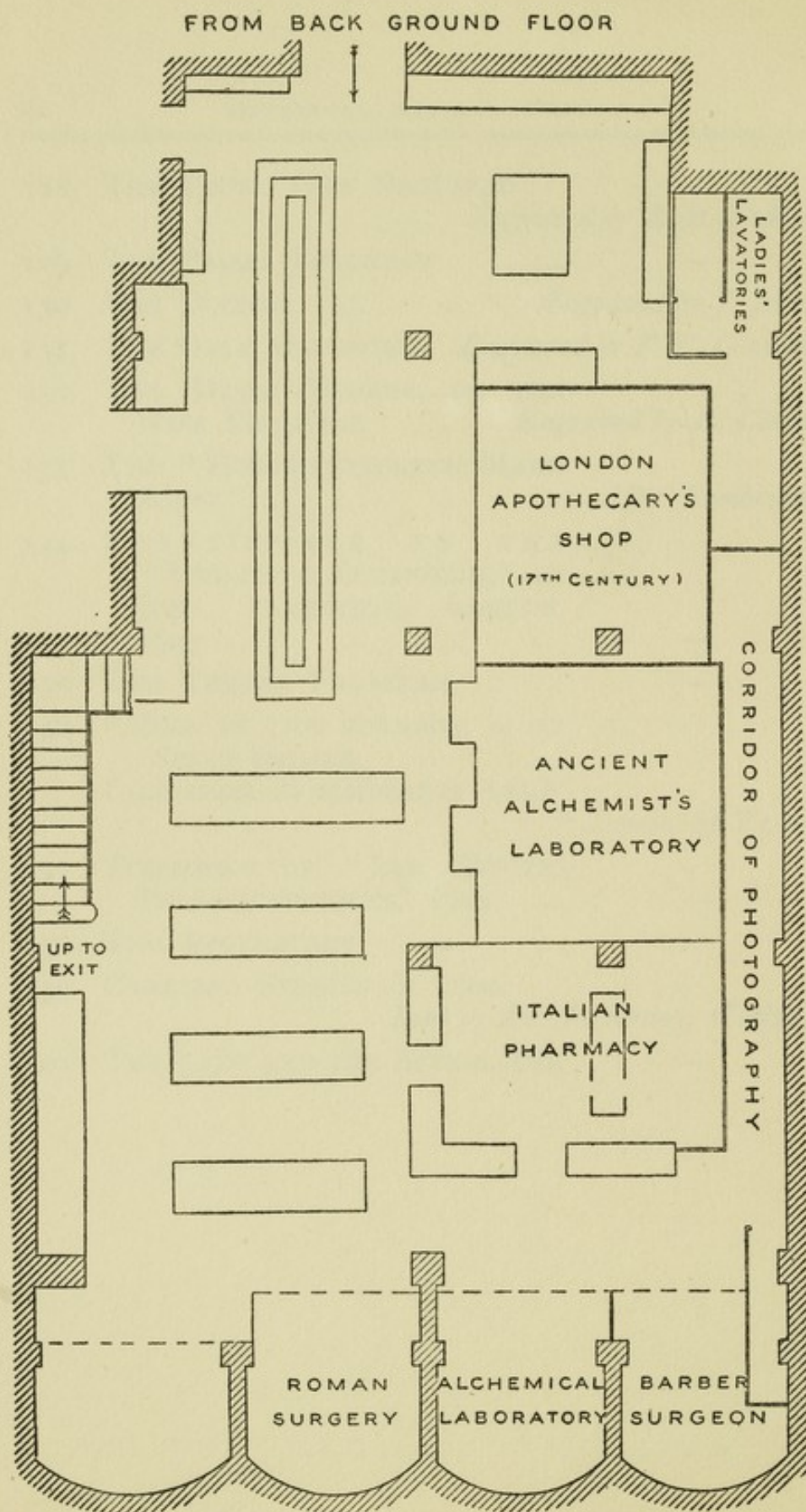
105	THE UROLOGIST	<i>Dutch School</i>
106	A SURGICAL OPERATION ...	—
107	WOMAN EXTRACTING AN ARROW FROM A WOUNDED SOLDIER...	—
108	THE FEMALE BARBER-SURGEON. Dated 1695	—
109	THE DENTIST	—
110	AN ACCOUCHEMENT	—
111	THE FEMALE BARBER-SURGEON	—
112	EXTRACTING A TOOTH	—
113	THE CHIROPODIST	—
114	THE DEATH OF ANANIAS ...	<i>Franck</i>
115	THE VILLAGE DOCTOR	—
116	TREPPANNING	—
117	THE SICK MAN	—
118	THE VILLAGE DOCTOR	<i>Dutch School</i>
119	THE ALCHYMIST... ..	—
120	TOBIAS RESTORING THE EYE- SIGHT TO TOBIT	—
121	THE BIRTH OF A SPANISH PRINCE	—
122	INTERIOR OF AN ALCHYMIST'S LABORATORY	<i>Biecklenkamp</i>
123	THE WATER-DOCTOR	<i>Greuze</i>
124	THE VILLAGE DENTIST... ..	<i>E. Nicol</i>

CORRIDOR III

125	MEMBERS OF THE MEDICAL SOCIETY OF LONDON. <i>Engraved by N. Branwhite</i>
126	THE COUNTRY DOCTOR <i>Engraved by J. A. Allais</i>
127	SEARCH FOR THE WOUNDED AFTER A BATTLE IN NATAL <i>Drawn by Franck Craig</i>

-
- | | | |
|-----|--|---------------------------------------|
| 128 | THE YOUNG MAN RESTORED | <i>Engraved by Robt. Pollard</i> |
| 129 | THE PRIEST PHYSICIAN | ... — |
| 130 | THE DOCTOR | ... <i>Engraved by J. Jervis</i> |
| 131 | THE ONLY DAUGHTER | <i>Engraved by F. E. Gleheart</i> |
| 132 | THE DYING USURER, OR THE
WIFE PHYSICIAN | ... <i>Engraved by B. Clowes</i> |
| 133 | THE "HUNDERTTAUSEND MARK
BLATT" | ... <i>After Rembrandt</i> |
| 134 | FRONTISPIECE TO THE
"THEATRUM BOTANICUM," BY
JOHN PARKINSON, LONDON,
1640 | ... — |
| 135 | THE TENDER PHYSICIAN | ... — |
| 136 | "WHY, IN THIS FURNACE, IS MY
SPIRIT PROVED,
LIKE STEEL IN TEMPERING FIRE?" | <i>"Lament of Tasso"</i> |
| 137 | TITLE-PAGE OF "LES ŒUVRES
PHARMACEUTIQUES," 1624 | ... — |
| 138 | THE APOTHECARY | ... — |
| 139 | CARLSBAD SPRINGS IN 1600. | <i>Lent by Dr. F. Kraus, Carlsbad</i> |
| 140 | THE LADY AND THE ASTROLOGER | — |





PLAN NO. 6. FRONT GROUND FLOOR
Showing Passage from Back Ground Floor, and those sections of the Museum
described on pages 125-140; also Staircase up to Exit



GROUND FLOOR

FRONT

PHARMACY VASES. ITALIAN, SPANISH, PORTUGUESE,
FRENCH, AND ENGLISH FAIENCE.

Case 98 PHARMACEUTICAL MANUSCRIPTS, MEDICAL
RECIPES, PRESCRIPTION BOOKS, HERBARIA
AND DOCUMENTS.

„ 99 EARLY DOCUMENTS, OLD LABELS, ANCIENT
PRESCRIPTIONS, ACCOUNT BOOKS, ETC.

„ 100 ANCIENT PHARMACOPŒIAS, ETC.

„ 101 ANCIENT PHARMACY VASES, POSSET POTS,
FAIENCE, FIGURES, ETC.

„ 102 ANCIENT PHARMACY VASES, EWERS, POTS, ETC.

„ 103 ANCIENT PHARMACY VASES, EWERS, POTS,
BOTTLES, ETC.

„ 124 PHARMACOPŒIAS OF THE ROYAL COLLEGE OF
PHYSICIANS, LONDON, ETC. Various Editions.

„ 125 PHARMACOPŒIAS OF THE ROYAL COLLEGE OF
PHYSICIANS, LONDON, ETC. Various Editions.

141 "THE MAKING OF THERIACA" —

A water-colour drawing representing the making of the famous Theriaca, in Bologna. The preparation of this medicament was carried out with much ceremony and solemnity in the presence of the leading officials of the City, in the Courtyard of the ancient Archiginnasio, the old University of Bologna.

SOME OF THE INGREDIENTS OF THERIACA, and Curious specimens of Materia Medica used in ancient times.

Cases 126 and 127. MANUSCRIPTS, EARLY PRINTED BOOKS AND DOCUMENTS OF MEDICAL AND PHARMACEUTICAL INTEREST.

Mortars

PREHISTORIC STONE, MARBLE, BRONZE, BELL-METAL AND BRASS, from the Earliest Times.

Ancient Scales, Weights and Weighing Appliances

STEELYARDS. From the 17th to 19th century.

SPRING BALANCES. NATIVE SCALES AND WEIGHTS, from Ashantee and Burma. CHINESE APOTHECARIES' SCALES.

ANCIENT EGYPTIAN, ROMAN, AND ARAB WEIGHTS. ANCIENT APOTHECARIES' SCALES AND WEIGHTS.

SHOP OF JOHN SMITH, APOTHECARIE, at "Ye Sign of ye Wilde Man," in ye Old Bailie, London. 1662. (Reconstructed.)

AN ALCHEMIST'S LABORATORY of the 16th century. (Reconstructed.)

AN ITALIAN PHARMACY. 16th century. (Reconstructed.)
The Pharmacy is dedicated to St. Rocco.

A BARBER-SURGEON'S SHOP. 16th century. (Reconstructed.)

A LABORATORY, containing models of the actual furnaces used by alchemists in the 15th and 16th centuries, and fitted with original apparatus and appliances of the period. (Reconstructed.)

A ROMAN SURGERY (TABERNA MEDICA) IN POMPEII. (Reconstructed.)

The furniture and decorations are copied from originals found in Pompeii and Herculaneum, now in the National Museum, Naples.

ON THE TABLES

ANCIENT MEDICINE CHESTS, MEDICINE CASES AND DRUG CABINETS.

Pictures


- | | | |
|-----|--|------------------------------------|
| 142 | THE DUTCH CHYMIST ... | <i>Engraved by J. Boydell</i> |
| 143 | THE CHYMIST ... | <i>Engraved by Carl Guttenberg</i> |
| 144 | EXPERIMENTS, PROVING THE
EXTENSION AND DIVISIBILITY
OF BODIES | <i>B. Cole</i> |
| 145 | AN ALCHEMIST'S LABORATORY ... | — |
| 146 | OATH OF THE MASTER APOTHE-
CARIES OF FRANCE. ca. 1250 | — |
| 147 | "LE GRIMOIRE D'HIPPOCRATE"
<i>Engraved by F. Basan</i> | |
| 148 | ST. ANTHONY, Patron Saint of
St. Anthony's Fire | <i>J. B. Le Bas</i> |
| 149 | THE CHYMIST | <i>Engraved by T. Major</i> |
| 150 | A LABORATORY | <i>Engraved by T. Major</i> |
| 151 | A BARBER - SURGEON'S SHOP
(humorous) | <i>Lent by Dr. Walter Smith</i> |
| 152 | A SINGULAR OPERATION ... | — |
| 153 | AN OPERATION ON THE HEAD... | — |
| 154 | BARBER-SURGEONS AT WORK ... | — |
| 155 | "LE CHIMISTE" | — |
| 156 | THE ALCHEMIST IN DIFFICULTY | — |
| 157 | THE ALCHEMIST | — |

158	THE BARBER'S SHOP	—
159	THE ALCHEMIST IN MEDITATION	—
160	THE ALCHEMIST'S LABORATORY	—
161	THE OPERATING CHYMIST	—
162	THE ALCHEMIST	—
163	THE ALCHEMIST	—
164	"PHYSICK"	—
165	THE ALCHEMIST IN HIS LABORATORY	—
166	THE VILLAGE PHARMACY	—
167	THE DOCTOR-ALCHEMIST	—
168	ALCHEMIST'S LABORATORY	—
169	THE ALCHEMIST'S TEMPTATION	—
170	THE ALCHEMIST	—
171	THE ALCHEMIST'S LABORATORY	—
172	DESIGN FOR A GENERAL LABORATORY	—
173	THE ALCHEMIST	—
174	CHEMISTRY: AN ALLEGORY	—
175	THE ALCHEMIST	—
176	THE ALCHEMIST'S LABORATORY	—
177	A LABORATORY	—
178	THE ALCHEMIST	—
179	THE CHYMIST	—
180	THE ALCHEMIST	—
181	THE UROLOGIST	—

WEST WALL

182	THE PLAGUE IN MANDALAY. Examining a Patient. 1906 ...	—
183	THE PLAGUE IN MANDALAY. Disinfecting a House. 1906...	—





A MOORISH PHARMACY

From a M.S. of the
XIII Century

- | | | |
|-----|---|-------------------------|
| 184 | THE PLAGUE IN MANDALAY.
Headquarters of Plague Estab-
lishment. 1906 | — |
| 185 | THE PLAGUE IN MANDALAY.
Examining Passports. 1906 ... | — |
| 186 | THE PLAGUE IN MANDALAY. An
Infected House in Quarantine | — |
| 187 | THE PLAGUE IN MANDALAY.
Inoculating against Plague in
the Bazaar | — |
| 188 | "LA PESTE" | — |
| 189 | THE PLAGUE OF LONDON, 1665 | — |
| 190 | THE PLAGUE AT ATHENS ... | <i>Pieter Van Halen</i> |
| 191 | ST. ROCCO: PATRON SAINT OF
PLAGUE | — |
| 192 | THE POOL OF BETHESDA ... | — |
| 193 | ST. BERNARD HEALING SUFFER-
ERS FROM PLAGUE | <i>Guercino</i> |
| 194 | THE PLAGUE | — |
| 195 | EXAMINING A LASCAR CREW ON
ARRIVAL IN THE THAMES ... | — |
| 196 | THE PLAGUE. THE ISRAELITES
AFFLICTED | — |
| 197 | THE PLAGUE | — |
| 198 | THE PLAGUE | <i>Felix Jenewein</i> |
| 199 | THE PLAGUE | <i>Felix Jenewein</i> |
| 200 | THE PLAGUE | — |
| 201 | THE PLAGUE AT MARSEILLES,
1720 | — |
| 202 | ST. ROCCO HEALING THE PLAGUE-
STRICKEN | — |
| 203 | THE PLAGUE | — |
| 204 | SCENES DURING THE PLAGUE | |
- Lent by Dr. Raymond Crawford*

ALCOVE

PHOTOGRAPHIC COLOUR-PLATES OF
MINIATURES OF MEDICAL AND
SURGICAL INTEREST, FROM
ANCIENT MANUSCRIPTS.

SCREEN D

OLD ENGRAVINGS, PRINTS AND
DOCUMENTS CONNECTED WITH
MEDICINE, SURGERY AND
PLAGUE. *Lent by Professor Blanchard, Paris*

WEST WALL (UNDER STAIRCASE)

ANCIENT AND OTHER RELICS OF
THE PLAGUE.



CORRIDOR OF PHOTOGRAPHY

SPECIMENS OF EARLY PHOTOGRAPHY, DAGUERREOTYPES,
EARLY PRINTS ON PAPER, EARLY X-RAY
PHOTOGRAPHS, OLD CAMERAS AND PHOTOGRAPHIC
APPARATUS.

1	THE PHYSICIAN	—
2	THE DOCTOR'S VISIT	—
3	THE CHIROPODIST	—
4	THE DENTIST	—
5	THE DENTIST	—
6	THE PRESCRIPTION	—
7	THE DOCTOR'S VISIT	—
8	AN ANATOMICAL DEMONSTRATION	—
9	PROFESSOR CHARCOT EXHIBITING AN HYSTERICAL PATIENT AT THE SALPÊTRIÈRE HOSPITAL...	—
10	THE DENTIST	—
11	DOCTOR VISITING A YOUNG WOMAN WHO IS SICK... ..	<i>La Hague</i>
12	A DEMONSTRATION IN ANATOMY	<i>After Rembrandt</i>
13	THE CONSULTATION	<i>Louvre</i>
14	INOCULATION AGAINST DIPHTHERIA AT THE TROUSSEAU HOSPITAL	—
15	THE DOCTOR'S VISIT	—
16	THE APOTHECARY'S LABORATORY	—


-
- | | | |
|----|--|----------------------|
| 17 | DOCTOR FEELING THE PULSE OF
A YOUNG WOMAN WHO IS SICK | — |
| 18 | MONKS ATTENDING THE SICK.
<i>Fresco in the Hospital at Sienna,
by Domenico di Bartoli</i> | |
| 19 | ST. ELIZABETH ATTENDING THE
SICK | — |
| 20 | DOCTOR FEELING THE PULSE OF
A YOUNG WOMAN | — |
| 21 | THE WONDER PHYSICIAN | — |
| 22 | THE QUACK DOCTOR | — |
| 23 | ANATOMICAL DEMONSTRATION OF
DR. SEBASTIAN EGBERTSZ | — |
| 24 | CARVED ROOF OF THE ANATOMICAL
THEATRE IN BOLOGNA | — |
| 25 | FRAGMENT REPRESENTING
ÆSCULAPIUS, HYGEIA AND
NIKE FROM EPIDAUROS | — |
| 26 | A PEASANT UNDERGOING AN
OPERATION | — |
| 27 | THE APOTHECARY'S LABORATORY | — |
| 28 | THE APOTHECARY | — |
| 29 | SURGICAL OPERATION | <i>After Teniers</i> |
| 30 | DETAILED ARCHITECTURE FROM
THE OSPEDALE MAGGIORE,
MILAN | — |
| 31 | A MONK BARBER-SURGEON
OPERATING | — |
| 32 | THE QUACK DOCTOR | — |
| 33 | THE OPERATION | — |
| 34 | ÆSCULAPIUS AND WORSHIPPERS | — |
| 35 | THE SICK LADY | — |
| 36 | THE SICK LADY | — |

- | | | |
|----|---|----------------------|
| 37 | AN ANATOMICAL DEMONSTRATION | — |
| 38 | THE TRAVELLING DENTIST ... | — |
| 39 | AN OPERATION IN A FRENCH
HOSPITAL | — |
| 40 | THE CHIROPODIST | — |
| 41 | THE ALCHEMIST | <i>After Teniers</i> |
| 42 | THE CHIROPODIST | — |
| 43 | MONKS ATTENDING THE SICK.
<i>Fresco in the Hospital at Sienna,
by Domenico di Bartoli</i> | |
| 44 | VISITING PATIENTS. <i>From a bas-relief by Della Robbia</i> | |
| 45 | MONKS ATTENDING THE SICK.
<i>Fresco in the Hospital at Sienna</i> | |
| 46 | DETAILED ARCHITECTURE OF THE
OSPEDALE MAGGIORE, MILAN | — |
| 47 | MONKS ATTENDING THE SICK.
<i>Fresco in the Hospital at Sienna</i> | |
| 48 | THE FAÇADE TO THE OSPEDALE
MAGGIORE, MILAN | — |
| 49 | SCENE IN THE HOSPITAL AT
SIENNA... .. | — |
| 50 | ST. BARTHOLOMEW | — |
| 51 | BAS-RELIEF OF A VOTIVE OFFER-
ING TO ÆSCULAPIUS | — |
| 52 | CONFERRING PRIVILEGES ON THE
HOSPITAL AT SIENNA... .. | — |
| 53 | ALTAR-PIECE, with paintings of
St. Cosmas and St. Damian... | — |
| 54 | ST. BARTHOLOMEW | — |
| 55 | PATIENTS APPLYING FOR ADMISSION
TO THE MONASTIC HOSPITAL,
SIENNA. <i>Fresco in the Hospital at Sienna,
by Domenico di Bartoli</i> | |

- | | | |
|----|---|---------------------|
| 56 | AN ACCOUCHEMENT | — |
| | From a MS. of the 15th century. | |
| 57 | THE GOOD SAMARITAN | — |
| | From a MS. of the 15th century. | |
| 58 | ST. BERNARD CASTING OUT
DEVILS | — |
| 59 | THE OLD ANATOMICAL THEATRE
IN BOLOGNA | — |
| 60 | PROFESSOR'S CHAIR IN THE OLD
ANATOMICAL THEATRE AT
BOLOGNA | — |
| 61 | ÆSCULAPIUS | <i>Bas-relief</i> |
| 62 | VOTIVE TABLET. Asklepios from
Kythnos | — |
| 63 | ÆSCULAPIUS, from Epidauros ... | — |
| 64 | HYGEIA | — |
| 65 | VOTIVE STELE: Asklepiades ... | — |
| 66 | STATUETTES OF ÆSCULAPIUS AND
HYGEIA, from Epidauros ... | — |
| 67 | VOTIVE TABLET OF ÆSCULAPIUS,
HYGEIA AND THE ASKLEPIADES | — |
| 68 | STATUE OF ÆSCULAPIUS | — |
| 69 | VOTIVE TABLET OF ÆSCULAPIUS | — |
| 70 | CLOISTER OF THE OSPEDALE
MAGGIORE, Milan | — |
| 71 | CRIPPLE BEING HEALED | |
| | From a MS. of the 15th century. | |
| 72 | DETAIL OF FRIEZE, at Pistoia ... | <i>Della Robbia</i> |
| 73 | ANATOMICAL FIGURES | — |
| | From a Tibetan MS. of the 17th century. | |
| 74 | GREEK VOTIVE OFFERING | — |
| 75 | MONK PHYSICIANS ATTENDING THE
SICK IN HOSPITAL AT SIENNA | — |

76	VOTIVE TABLET. Two Ears	...	—
77	STATUETTE OF ÆSCULAPIUS	...	—
78	DETAIL OF FRIEZE, at Pistoia	...	<i>Della Robbia</i>
79	A VISIT TO ÆSCULAPIUS...	...	—
80	PATHOLOGICAL TERRA-COTTA FIGURES	—
81	GRECO-ROMAN VOTIVE EYE	...	—
82	STATUE OF EDWARD JENNER, in Gloucester Cathedral	—
83	ASKLEPIADES	—
84	"HYSTERIA"	—
85	MEN POUNDING WITH PESTLE AND MORTAR	—
	From a wood carving of the 16th century.		
86	INTERIOR OF AN ITALIAN PHAR- MACY. 16th century	—
87	THE HUT OF BAKUKA, a Fetish Demon...	—
88	JAPANESE SOLDIERS ATTENDING TO THE WOUNDED IN THE RUSSO-JAPANESE WAR	—
89	CHINESE TORTURES	—
90	INTERIOR OF AN ANATOMICAL THEATRE	—
	From a MS. of the 17th century		
91	THE DISSECTION OF A PIG, and other woodcuts	—
	From a medical work of the 16th century.		
92	THE DENTIST	—
93	THE DOCTOR	—
94	THE BARBER-SURGEON	—
95	THE ALCHYMIST	—
96	HERSCHEL'S WEATHER-TABLE	...	—

-
- | | | |
|-----|--|---|
| 97 | EARLY RÖNTGEN-RAY PHOTO-
GRAPHS
(The first taken in England, 1896)
<i>Lent by A. A. Campbell Swinton</i> | |
| 98 | EARLY TINTED PHOTOGRAPH ... | — |
| 99 | THE ASTROLOGER ... <i>Engraved by J. Demannez</i> | |
| 100 | REDUCING A DISLOCATED
SHOULDER | — |
| 101 | REDUCING A DISLOCATION OF
THE FEMUR | — |
| 102 | TITLE-PAGE FROM RIOLANUS'
"ENCHEIRIDIUM ANATOMICUM."
Leyden, 1649 | — |
| 103 | SCAMNUS HIPOCRATISO, for
Reducing Dislocation ... | — |
| 104 | VACCINE. A MEDICAL CON-
SULTATION. DECLARATION OF
PREGNANCY | — |
| 105 | BARBER-SURGEONS | — |
| 106 | THE WATER-DOCTOR | — |
| 107 | THE SURGEON, THE OCULIST,
THE PHYSICIAN AND THE
APOTHECARY | — |
| 108 | REDUCING DISLOCATED SHOULDER | — |
| 109 | REDUCING DISLOCATION ... | — |
| 110 | REDUCING DISLOCATION OF THE
SHOULDER | — |
| 111 | L'AMPUTATION | — |
| 112 | "LE MARCHAND D'ORVIATAN"... | — |
| 113 | AN ANATOMICAL DEMONSTRATION | — |
| 114 | THE ASTROLOGER | — |
| 115 | CATHERINE BIGOT | — |
| 116 | PHILIPPE SERGENT | — |





PHYSICIAN. APOTHECARY AND PATIENTS

From a Woodcut of the XV Century

117	LA DEMOISELLE HARDOÛIN	...	—
118	MARIE CARTERI	—
119	LE MÉDECIN HOLLANDOIS	...	—
120	OBSTETRICAL COUCH	—
121	AN ALCHYMIST LECTURING ON THE ELIXIR OF LIFE	...	—
122	DOCTOR LAST, OR THE DEVIL UPON TWO STICKS	—
123	A SURGERY, WITH A REPRESENTA- TION OF SURGICAL INSTRU- MENTS	—
124	FIRST LECTURE ON EXPERI- MENTAL PHILOSOPHY	—
125	TOUJOURS DES SANGSUES!	...	—
126	EXTRAORDINARY EFFECTS OF MORRISON'S VEGETABLE PILLS		—
127	DOM ALPHONSE DE PALACIO'S SIGHT RESTORED. 1731	...	—
128	DOM ALPHONSE DE PALACIO'S SIGHT RESTORED	—
129	"What could be expected of a horse with an apothecary on his back?"	—
130	MEDICAL ALLEGORY	—
131	"I feel a fit o' them curst blue devils coming across me again"		—
132	THE NEGROES OF LEOPOLDVILLE, showing the circumcised and uncircumcised	—
133	"La peur du mal dans le mal de la peur"	—
134	BRISK CATHARTIC	—
135	TOM LONG THE SMITH AND THE DOCTOR	—

136	SNUFF AND TWOPENNY ...	—
137	VISITING THE SICK ...	—
138	LA FOLIE DU JOUR ...	—
139	"DOSE-ING" THE SQUIRE ...	—
140	JOHN BULL IN A FEVER ...	—
141	DR. SQUINTUM'S EXALTATION ...	—
142	THE COUP ...	—
143	THE DENTIST ...	—
144	INDIGESTION ...	—
145	BOY SCOUT RENDERING FIRST-AID ...	—
146	DOCTORS DIFFER ...	—
147	LE SUCRE AUX RAVES. (Allusion to the Sugar Famine in France in 1801) ...	—
148	COMFORT TO THE CORNS ...	—
149	DR. CASSOCK, F.R.S., T.P.Q. ...	—
150	BLEEDING A VEIN ...	—
151	THE CHEMIST AND THE BOY ...	—
	<i>Urchin.</i> —"Please, Sir, father don't seem any better for this 'ere powder; 'e seems worse."	
	<i>Chemist.</i> —"Dear me, dear me; I said particularly he was to follow the directions. Did you give him as much as went on a threepenny-piece?"	
	<i>Urchin.</i> —"Yessir; leastways, muvver hadn't got a threepenny-piece, so she put it on three pennies."	
152	THE ORACLE OF HARLEY STREET	—
153	DR. DAWDLE IN A HURRY ...	—
154	THE COLIC ...	—
155	YAWNING IS CATCHING ...	—

156	RODERICK'S EXAMINATION AT SURGEONS' HALL	—
157	EASING THE TOOTHACHE	—
158	GEOFFREY GARSTADO, ESQ.	—
159	GENTLE EMETIC... ..	—
160	CHARMING WELL AGAIN	—
161	PHARMICIEN EN DEMI-FORTUNE... ..	—
162	COLIC	—
163	ELLE TENAIT FERME!	—
164	THE PHYSICIAN'S FRIEND	—
165	A CURE FOR A COLD	—
166	BLEEDING A VEIN	—
167	ANIMAL MAGNETISM	—
168	TAKING PHYSIC	—
169	A CORONER'S INQUEST	—
170	L'HOMÉOPATHIE ADAPTÉE AUX ANIMAUX	—
171	LA VACCINE EN VOYAGE	—
172	L'HOMÉOPATHIE	—
173	A-GOING, A-GOING	—
174	THE THREE BEST PHYSICIANS: DR. DIET, DR. MERRYMAN AND DR. QUIT	—
175	THE KENTISH HOP-MERCHANT AND THE LECTURER ON OPTICS	—
176	A PHYSICIAN AND PATIENT	—
177	THE BILL THROWN OUT	—
178	THE NEW WAY OF CURING A QUINSY... ..	—
179	CONSULTATION OF PHYSICIANS... ..	—
180	THE QUACK DOCTOR IN ROME	—

181	APPARATUS FOR PERFECTING THE BODY	—
	APPARATUS FOR PERFECTING LONG TONGUES	—
182	THE COW-POCK	—
183	EN REVIENDRA-T-ELLE	—
184	THEATRICAL DOCTORS RECOVER- ING CLARA'S NOTES	—
185	PHYSIOGNOMISTS	—
186	THE INVALID LODGER	—
187	A SERIES OF PICTURES ILLUS- TRATING THE DANCE OF DEATH	—
188	INTERIOR OF A GERMAN PHARMACY	—
189	THE GOUT	<i>H. Humphry</i>

NOTES

