

London Hospital

Publication/Creation

1906-1913

Persistent URL


<https://wellcomecollection.org/works/ku99dgn8>

License and attribution

Conditions of use: it is possible this item is protected by copyright and/or related rights. You are free to use this item in any way that is permitted by the copyright and related rights legislation that applies to your use. For other uses you need to obtain permission from the rights-holder(s).



Wellcome Collection
183 Euston Road
London NW1 2BE UK
T +44 (0)20 7611 8722
E library@wellcomecollection.org
<https://wellcomecollection.org>



WITHERBY & CO.
Stationers & 1/6
AND
ACCOUNT BOOK MANUFACTURERS,
4, Newman's Court,
(74) CORNHILL, E.C.










A.M.
GC/176/B.5/3

Name	Page
Mr. Hill	11
Mr. Perkins	41
Mr. Schuff	61
Miss J. Lloyd	81
Mr. Crump	101
Mr. Rose	111
Mr. Previte	117
Mr. Perkins	131
Lady Overton	141
(Gowcock Vase out)	159
Miss Lehman	161
Miss C	171
Mr. P. Sabel	181







1
Mr. Blythe.




3




5



7



9



Ind. Hill.

18

Culture from stool were taken on.

Conrad medium plates (large) by surface method - 1/7/06.

Nine colonies were isolated which gave the following characters. (see page 12-13)

Colony No	Concord color	Blue Pept water a. f.	Lact pept water a. f.	Dub pept water a. f.	Sach pept water a. f.	Milk a. Clot	pept water Indol	Blue pept a. f. Shake
1	Lilac		++	--	--	+	+	
2	Lilac		++	++	--	+	+	
3	Red		++	--	--	+		
4	Red		++	--	--	+		
5	Blue Large		++	++ film	++ film	+	+	
6	Blue Medium		++	++ film	++ film	+		
7	Blue Small		++	--	--	+		
8	Blue		++	++	--			
9	Red on Dough		--	--	--	-	+	
10	Blue Dough		+-	++	--			

Agar Slope good	Relative Slope good	Organism Character name	from	Mobility
	{ waxy white streak, somewhat irreg margins not spreading much.			+
	{ dense white streak, not much crenated at margins not spreading much.			+ slight
	{ waxy white streak irreg spreading margins			—
	like col: 1 & 2			+
	like 5 & 6 only wrinkled on surface		—	+
		Streptococcus Pneumoniae	+	—
				—

-17/06

Col 1	Col 2	Col 3	Col 5	Col 7	Col 8
294	461	360	555	53	527
209	450	348	635	36	375

2

Col

5

heated S

unheated S

Heated Serum

[illegible][illegible]

T.M.T.

2,000,210,100,202,203,400,000,122,020,450,100,402,410,602,210,010,020,000,100,2

H 525,100M5, 245,2mmhx, 0-2N5, 0-1-1, 09m0, 4, 0, 005, 22, 245, 52, 000M3, M4, 0, 4, 00, 52, 2, 3, 3, 2, 000

252

215

49

71

275

305

180

90

Agglutinations in 30 minutes

Dilution	Col 1	Col 2	Col 3	Col 5	Col 7	Col 8
1:20 micro ^{inhibition}	—	—	—	—	—	—
1:20 micro	+	+	partial	+	—	partial
1:100 micro	partial	partial	—	considerable not complete	—	slight
1:20 macro	slight	some	slight	considerable	—	slight
1:20 micro control	+	slight	—	—	—	nearly complete +

In view of the lowered Opsonic Index of Patient to Colony 5 with the three samples of patient's Serum. and the greater proportion of thermostabile substance in patient's serum to that Colony together with agglutination of Col 5 with patient's serum to not with control. it was assumed that organism Col 5 was probably the causative agent.

Note there is a large quantity of Thermostabile substance with Col 2 with both patient

and control, Note also the agglutination of Col 2 is greater in patient than in control.

Note Macroscopic agglutination tests by E.E. Atkins confirmed results given on page 18.

Vaccine was accordingly made up of Col 5 bacillus with $\frac{1}{2}\%$ Phenol (Standardised, tested as to sterility etc) and given one glass hour in hot water bath @ 60°C .

Patient got better but was not given any vaccine.

Condition recurred 19/6/07 with
passage of mucus.
patient inoc with 25 million 2/6/07
sample of stool (mucus) collected
1/7/06, cultures taken 24 hr later
on. ord agar + 2% lactose + 8% litmus sol

" " " " Dulcitate " " " "

" " " " Saccharose " " " "

" " " " Glucose " " " "

Gluc all colonies red or lilac some dense red
also Streptoc

Lact nearly all reddish lilac but very dense
but also quite a number of smaller
bluish colonies, also some small dense
red Streptoc, one or two heaped up red

Dulc mostly run together, all bluish
waxy, but just a few dense yellowish blue

From Lact (blue) Col 10 — Cocci

" " " Col 11 — Cocci

" " (lilac) Col 12

" " (dense heaped-up red) Col 13

" Dul (waxy blue) Col 14

Another sample of stool (mucus)

collected early morning 3/7/07

Cultures taken midday 3/7/07

on ord agar + 2% lactose + 8% litmus sol

" " " Dulciti " " "

" " " Sacch " " "

" " " blue " " "

blue all colonies red

Sacch all grown together & reddish

Dulciti mostly blue with a tendency to run but a few denser colonies ? turning red - these were micrococci

Sacch $\frac{3}{4}$ of colonies quite blue; $\frac{1}{4}$ more or less red; blue somewhat larger & more running; red denser - the dense red colonies were micrococci.

from Sacch (fair dense red) Col 15

" " (blue) Col 16

" " (large blue) Col 17

" " (tiny waxy blue) Col 18 — *Coccus Diplo*

" Dulc (waxy blue) Col 19

" Dulc (large blue) Col 20

Colony No	Conrad Colour	fluc peptone water a. f	Lact peptone water a. f	Dalc peptone water a. f	Sach peptone water a. f	Milk a. Clot	ord peptone water Molal	fluc heut a. f
10		+-	+-	--	--	++		
11		+-	+-	--	--	++		
*12		++	++	++	--	++		
*13		++	++	--	++	++		
*14		++	++	--	--	++		
15		-	-	-	-			
16		+-		--	--	++		
*17		++	+	--	--	++		
18		?+-	+-	--	+-	--		
*19		++	+	+	--	++		
*20		++	++	+	--	++		

Agar slope growth	Gelatin slope growth	Character or name	Gram	Motile
		filamentous	+	
		rod or oval bacilli	+	
		rod or oval bacilli? Diptheria	+	

Cal 27/6/07.

1/7/07

Cal 5/4/07

inoculated with 25 million vaccine 21/6/07.

H	FWT	Notes
10	14	
9	23	
16	15	
14	20	
17	14	
17	21	
10	29	
10	33	
26	17	
12	40	
7	43	
14	21	
14	28	
14	17	
14	46	
12	24	
18	19	
22	22	
12	17	
26	22	
17	31	
12	29	
21	18	
5	39	
26	36	
17	23	
7	20	
14	20	
11	21	
26	35	
12	25	
8	14	
18	22	
25	40	
12	27	
15	26	
12	26	
16	23	
9	28	
15	33	
11		

H	W.T.
1	5
4	4
3	5
9	9
0	10
5	7
10	4
9	10
4	10
6	8
	8
9	6
8	23
14	8
5	4
15	8
3	5
10	11
7	10
6	5
2	9
9	6
6	29
5	4
4	1
12	10
7	11
8	10
9	9
14	12
4	7
4	12
8	11
	2
1	5
7	13
15	1
6	14
11	13
11	6
12	8
1	5
12	11
4	12
	13
	11
	8
	7
	7
	6
	9

H	No. T.
4	5
12	4
18	5
9	9
6	5
5	6
9	2
13	0
00	0
4	2
11	5
7	3
7	3
4	0
9	0
14	0
24	7
32	5
7	6
11	2
12	4
6	5
7	4
0	4
7	13
0	0
5	15
0	0
11	0
17	2
9	15
6	
6	6
10	19
11	7
6	4
8	11
5	3
5	7
12	7
5	0
7	7
0	0
15	7
5	11
7	6
6	5
2	7
5	7
12	9
4	0
3	0

579 1018

356	437
-----	-----

442	312
-----	-----

6.2.57

6.2 = 83

$Q_2 = 1.4$

4/7/07
Col 8

7/7/06
Col 5

10/7/07
Col 5

23

H T.W.T.

H T.W.T.

H T.W.T.

22 16 18 2 21 15 9 9 14 9
 22 15 14 17 16 10 21 19 13 14
 9 15 13 15 10 9 17 14 12 16
 10 16 10 16 9 8 11 13 24 15
 13 23 8 13 22 5 11 19 16 15
 6

18 7 9 15 15 3 8 7 19 10 14 9 12 11 14 16 16 12 18
 10 14 9 12 11 14 16 16 12 18
 6 14 6 6 10 7 6 17 15 8 8 8 4 4 4 10 11 10 10 9 21 15 4 0 22 9 7 17

22 16 18 2 21 15 9 9 14 9
 22 15 14 17 16 10 21 19 13 14
 9 15 13 15 10 9 17 14 12 16
 10 16 10 16 9 8 11 13 24 15
 13 23 8 13 22 5 11 19 16 15

inoc advised on 5/7/07 to be given on 6/7/07.
 Patient had another attack on 8/7/07 and 25 million vaccine was given 6/7/07

attack 12/7/07 am.

284 325
 62 = .87

704 546
 62 = 1.29

124 139
 62 = .9

Col 5

12/7/07

H F.W.T.

177 136
Q2 = 1.3

Col 5

15/7/07

H F.W.T.

106 120
Q2 = .9

Col 5

22/7/07 Am

H F.W.T.

211 235
62 = .9

Patient had attacks 19/ 20/ 21/
Patient was inc. with 25 million on eve of 21/7/07

few all (white)

157 = 40
225 = 60

Pat had attack 23/7/07

16/7/07

Col 1		Col 2		Col 3		Col 5		Col 7		Col 8	
H	FWT	H	FWT	H	FWT	H	FWT	H	FWT	H	FWT
117 66 193 173 128 166 142 146 56 143 159 98	69.1.77 69.1.11 69.0.77 69.0.97 69.0.39 69.1.62	117 66 193 173 128 166 142 146 56 143 159 98	69.1.77 69.1.11 69.0.77 69.0.97 69.0.39 69.1.62	117 66 193 173 128 166 142 146 56 143 159 98	69.1.77 69.1.11 69.0.77 69.0.97 69.0.39 69.1.62	117 66 193 173 128 166 142 146 56 143 159 98	69.1.77 69.1.11 69.0.77 69.0.97 69.0.39 69.1.62	117 66 193 173 128 166 142 146 56 143 159 98	69.1.77 69.1.11 69.0.77 69.0.97 69.0.39 69.1.62	117 66 193 173 128 166 142 146 56 143 159 98	69.1.77 69.1.11 69.0.77 69.0.97 69.0.39 69.1.62

16/7/07

Col 12

H
TIME
163192
69.084

Col 13

H
TIME
70137
69.051

Col 14

H
TIME
7172
69.01

Col 17

H
TIME
7395
69.011

Col 19

H
TIME
342330
69.103

Col 20

H
TIME
insufficient serum - not done

insufficient serum - not done

H
TIME
insufficient serum - not done

Vaccine made up from Col. 13
 from 24 hr old agar culture @ 37°C
~~killed in water~~ made up with
 normal saline, clumps removed
 by centrifuge, killed in water bath
 @ 61°C for 1 hour, incubated
 anaerobically for 24 hr @ 37°C cultures
 taken with pipette on agar pour @ 37°C for 3 days
 proved to be sterile.

Vaccine count (blood, Saline, Emulsi)

Pipette & Slide 1.		Pipette & Slide 2.		Pipette & Slide 3.		Pipette & Slide 4.	
Corp	Bac	Corp	Bac	Corp	Bac	Corp	Bac
33	10	46	7	28	10	23	4
21	14	34	4	35	11	21	6
24	18	15	1	32	5	14	4
12	8	23	5	16	15	21	4
16	10	26	2	8	4	24	3
17	12	32	5	18	7	15	3
17	6	39	14	20	4	24	10
23	5	53	19	25	12	34	14
22	7	44	10	27	8	39	11
19	14	46	12	10	7	41	11
204	104	358	79	219	83	256	70
(Corp = 1037)		bact.		336		(= 1610 million per cc.)	

Dr. L. H.
Haplin
Fairmont, W. Va.

Bad attacks 1/8/07 (height) about 6 attacks; 2/8/07 3 attacks
3/8/07 no attacks; 4/8/07 two attacks; 5/8/07 no attacks; 6/8/07 no attacks

Evening 6/8/07
Col 5 Col 13 Col 7

not for slide
H
TWT
H
TWT
H
TWT

65 101 268 222 79 82
62 = .6 62 = 1.21 62 = .96

practically no attacks since 4/8/07

13/8/07
Col 13 Col 5

H
TWT
H
TWT

349 229 78 52
62 = 1.52 62 = 1.50

1 attack 17/8/07 1 attack 18/8/07

19/8/07
Col 13

H
TWT

101 69
62 = 1.46

inoc 10 mil recommended but not given 21/8/07. Owing to approach of period
 probably severe attack with period in week ending Sept 1st (sickness, pain etc)
 slight attacks for 2 a day every day since up to 8/9/07, just returned
 from holiday @ Hapton

62 = 1.07

438 408
 H 8/9/07 evening
 Cal 13

inoc 10 mil Cal 13 8/9/07 evening.
 No attack on morning of 11/9/07 for first time this bout

62 = 1.15

157 135
 H 11/9/07
 Cal 13

Adults for
 @ 2500 was
 small
 difficult to
 count.

1 attack morning of 13/9/07.

62 = 1.3

350 266
 H 13/9/07
 Cal 13

poor
 slide.

15/9/07
 19/9/07
 25/9/07
 4/10/07

62 = 1.9
 62 = 1.7
 62 = 2.03
 62 = 1.0

inoc 10 mil 22/9/07
 30/9/07 mild (few attacks, 1 bad day about this time)

last few days of Sept only very few attacks

7/10/07
Col 13

$$131 \mid 80$$
$$6.2 = 1.6$$

11/10/07
Col 13

$$65 \overline{) 82} \\ 67 = .8$$

15/10/07
Col 13

$$\begin{array}{r} 179 \ 106 \\ 187 \ 82 \\ \hline 366 \ 188 \end{array}$$

62 = 1.95

No attacks since 13/10/07

18/10/07

H TWT

165 189 103 75
 189 75
 354 178
 165 189 103 75
 189 75
 354 178
 165 189 103 75
 189 75
 354 178

$$6.2 = 2$$

No attacks since 13/10/07 until 20/10/07
20/10/07 1 attack after had night 21/10/07 sharp attacks

22/10/07

H TWT

63 63 48 57
 63 57
 126 105
 63 63 48 57
 63 57
 126 105
 63 63 48 57
 63 57
 126 105

$$6.2 = 1.2$$

Intermittent attacks from 21/10/07 until 25/10/07, sharp attacks 26/10/07 & 27/10/07 then fairly free until 1/11/07.

29/10/07

H TWT

53 57 39 48
 1089 883
 53 57 39 48
 1089 883
 53 57 39 48
 1089 883
 53 57 39 48
 1089 883

$$6.2 = 1.23$$

11/11/07

H	T.W.T.
212 293	98 149
505	247
6.2 = 2.04	

Not very
good slide

No attacks

14/11/07

H	T.W.T.
403 482	189 199
885	388
6.2 = 2.28	

No attacks until one attack on 14/11/07

18/11/07

H	T.W.T.
573 486	338 304
1059	642
6.2 = 1.65	

No attacks since 1/4/11/07, misc 10 ml vaccine 18/11/07 evening

19/11/07

[illegible]

one attack on 19/11/07. the first since 14/11/07

20/11/07

not very good

No Attachs.

21/11/07

[illegible]

No Attachs

One Slight No Attacks

22/11/07			
H		I.M.T	
359	344	184	160
703		344	
$6.2 = 2.04$			

One slight attack on Saturday

25/11/07			
H		I.M.T	
289	236	111	122
525		233	
$6.2 = 2.25$			

one slight attack on 26/11/07. two slight attacks on 27/11/07

29/11/07			
H		I.M.T	
209	205	153	124
414		277	
$6.2 = 1.5$			

4/12/07 Gene attack. 2/12/07 one attack

3/12/07

H

K.W.T

~~not good~~ Slide
 196 192 120 113
 388 233
 Q2 = 1.66

4/12/07 night a bad attack with vomiting
 5/12/07 Am inoculated 10 million vaccine, bad attack with vomiting continued during 5/12/07

6/12/07

H

K.W.T

273 337 207 201
 610 408
 Q2 = 1.5

very well

11/12/07

H

K.W.T

357 293 161 127
 650 288
 Q2 = 2.25

219	249	193	245
468		438	
$6.7 = 1.07$			

17/12/07

Handwritten notes on lined paper, likely a page from a notebook. The text is written in cursive and appears to be a list or a series of entries, possibly related to a study or a collection of items. The entries are organized into two main columns, separated by a vertical line. The left column contains entries starting with 'H' and the right column contains entries starting with 'L'. The entries are written in a consistent, flowing cursive script.

one bad attack

22/1/08

158	345	6.2 = 1.17
187	295	
121	174	

some bad attacks.

28/2/08

64	64	84	81
128	16	5	
6.2 = 77			

Mr. Perkins

41

Cultures from urine. on to glue
Lact Dulcili & Sacch; on to surface.
Large petri dishes.

One organism only distinguished.

This showed following characteristics

Non-motile from my baulhus
medium size. glue + Lact + Sacch - Dulc -
with slow clot, when acid.
gelatine dense white streak No liq;
had it no indol; growth on
agar somewhat visible.

Agglutination tests 6/11/06, (microsc)

Serum	Dilution	time	clumping
Pat	1:20	2 hr?	Int.
Pat	1:10	2 hr?	Int.
Pat	1:5	2 hr?	Int.
Cont (W.B.)	1:10	2 hr?	Int.

Vaccine made up from 24 hr. agar culture. - killed @ 60°C . - water bath

Vaccine count (blood emulsion!)

Slide 1		Slide 2		Slide 3		Slide 4	
Corp	Bac	Corp	Bac	Corp	Bac	Corp	Bac
22	32	22	40	24	27	28	21
22	29	15	20	28	34	37	20
3	14	12	35	32	36	33	28
13	26	26	50	13	25	22	20
17	26	24	16	14	32	30	31
10	7	25	11	21	40	14	23
13	15	11	38	24	59	23	24
26	45	13	16	12	35	23	20
32	42	10	17	32	23	25	16
12	12	13	27	29	39	25	42
170	248	171	270	229	350	260	245

170	248
171	270
229	350
260	245
830	1,113

$$\begin{array}{r}
 1113 \times 5 \\
 830 \\
 166 \\
 166 \overline{) 1113} \quad (6.7 \\
 \underline{996} \\
 117 \\
 \underline{1162}
 \end{array}$$

Considered 7 mil

[illegible]

18/11/06

P	Cont
6	1
7	2
3	0
1	0
0	0
2	2
2	1
2	2
3	2
9	3
5	1
2	1
0	0
1	0
2	0
2	0
1	0
2	0
2	0
2	0
3	1
5	0
3	0
5	1
3	1
4	1
2	0
1	0
0	0
2	0
0	1
0	0
0	2
0	2
0	2
2	1

103 35

62 = 3

22/11/06

P	Cont
6	4
7	4
5	7
1	2
4	1
9	2
4	2
10	3
8	1
12	3
15	4
12	2
18	6
15	0
11	4
9	12
13	1
22	2
18	2
13	2
22	7
12	2
9	2
12	2
9	4
23	3
11	6
19	2
16	4
15	6
15	5
12	2
13	1
5	4
14	2
12	2
10	7
14	2
9	1
29	4
9	3
13	1
14	7
17	0
18	2
9	3
22	2
12	0
14	1
16	

665 151

62 = 4.4

27/11/06

P	Cont
14	0
15	1
16	6
16	0
16	0
20	0
2	6
2	2
12	2
3	2
15	2
5	5
24	5
6	2
7	2
6	2
14	2
8	2
14	4
9	3
24	1
17	3
10	3
15	9
3	2
5	0
7	1
12	3
6	4
13	3
15	0
22	4
15	4
14	4
4	0
18	0
20	2
8	0
7	0
25	0
2	4
13	2
13	2
14	1
5	1
14	1
16	3
11	3
9	3
10	

597 111

62 = 5.4

Ingested collection of bacillus around
lucency, noticed for 1st time.

P	Cont
22	1
11	0
16	0
10	0
6	0
3	0
7	0
5	0
6	0
<hr/>	<hr/>
14	0
18	3
6	1
0	2
3	0
24	0
2	0
8	0
5	2
<hr/>	<hr/>
12	1
6	0
3	0
4	1
3	0
2	0
4	0
4	1
3	0
15	2
<hr/>	<hr/>
20	1
4	4
7	0
4	0
12	0
5	1
6	0
10	0
9	2
6	2
2	1
<hr/>	<hr/>
9	0
6	0
12	0
5	1
2	0
3	4
6	1
6	1
12	0
4	0

C.I. probably over 8 (wB)	-	-	-12/06
62 = 8.8 (wB)	-	-	9/8/12/06
62 = 4.2 (wB)	-	-	27/12/06
No culatd 35 million vaccine	29/12/06		
62 = 4 (wB)	-	-	30/12/06

E.P	Cont
13	10
20	30
4	00
33	00
20	00
100	00
5	00
12	5
2	00
13	00
14	00
22	00
11	10
11	00
6	10
18	00
17	00
13	30
13	20
2	00
8	30
5	20
5	00
16	00
17	00
10	40
9	00
10	30
7	20
7	00
4	20
19	00
16	01
10	00
2	20
5	10
12	01
5	10
18	02
9	22
11	21
15	1
3	
6	
10	
4	

460 49
6.2 = 9.4

15/1/07


E.P. Cont.

12	12
7	0
6	0
10	0
6	0
8	0
4	0
2	0
5	0
3	0
6	0
2	0
4	0
8	0
0	0
4	0
8	0
0	0
2	0
2	0
4	0
5	0
7	0
9	0
6	0
1	0
4	0
1	0
6	0
5	0
7	0
7	0
6	0
7	0
5	0
1	0
4	0
1	0
4	0
3	0
3	0
4	0
12	0
10	0
7	0
6	0
5	0
6	0
2	0


47

331 / 14


02 = 2.9




49




51




53






57



59



61

Mr. E. Schiff

Smear of purulent discharge obtained
at exit from ulcerus showed
the presence of some large bacilli
gram + some lanceolate cocci
or a few micrococci? & the
bacilli gram +

Cultures were taken on to
serum (Loeffler), gluc B, Lact B
Duke B, Sacch B.

Culture on serum grew many
diphtheroid colonies & many
lanceolate cocci & some
sticky micrococci. No other
organisms found in the cultures
Pro Coli type grew.

The Gramicidin of Bat was tested to
lanceol cocci & micrococci; the diphtheroid
could not be made to emulsify

Micrococcus Vaccina

made up from 24 hr agar culture.
 in .85 NaCl - killed @ 60°C for 1 hr
 in water bath, incubated @ 37°C
 for 18 hrs off steril after sub-cult
 on agar @ 37°C for

Vaccinia count / blood 1, norm Sal, Emul 1

Slide 1		Slide 2		Slide 3		Slide 4	
Corp	Cocci	Corp	Cocci	Corp	Cocci	Corp	Cocci
66	12	25	6	32	2	30	0
79	12	18	6	23	2	31	6
48	2	31	1	45	5	22	2
49	4	28	4	41	3	32	0
55	7	34	13	32	6	29	2
41	2	36	4	27	4	29	6
34	4	42	3	41	2	28	4
38	2	38	25	40	6	39	2
26	3	54	2	37	11	28	4
24	4	34	2	47	2	21	4
460	52	340	66	365	43	289	30

Corp = 1454
 Cocci = 191
 = 657 Million per CC
 all spoilt through overheating after Rhinoc

Micrococcus Vaccina

made up from 24 hr agar culture.
 in .85 NaCl - killed @ 60°C for 1 hr
 in water bath, incubated @ 37°C
 for listed off sterile after sub-cult
 on agar @ 37°C for

Vaccinia count / (blood 1, norm Sal, Emul 1)

Slide 1		Slide 2		Slide 3		Slide 4	
Corp	Cocci	Corp	Cocci	Corp	Cocci	Corp	Cocci
66	12	25	6	32	2	30	0
79	12	18	6	23	2	31	6
48	2	31	1	45	5	22	2
49	4	28	4	41	3	32	0
55	7	34	13	32	6	29	2
41	2	36	4	27	4	29	6
34	4	42	3	41	2	28	4
38	2	38	25	40	6	39	2
26	3	54	2	37	11	28	4
24	4	34	2	47	2	21	4
460	52	340	66	365	43	289	30

Corp = 1454
 Cocci = 191
 = 657 Million per CC
 all spoilt through overheating after Rhinoc

made up as in page 63

Micrococcus Vaccine

Vaccine count - Blood | Normal Saline | Emul |

Slide 1		Slide 2		Slide 3		Slide 4	
Corp	Cocci	Corp	Cocci	Corp	Cocci	Corp	Cocci
28	9	16	34	12	31	23	29
6	12	12	31	9	42	17	33
33	15	8	39	12	27	22	30
16	8	10	28	33	53	14	14
3	16	22	32	37	27	14	27
33	15	45	51	26	41	13	15
9	27	19	48	33	47	24	48
15	9	26	56	29	34	25	43
17	20	18	38	16	58	13	28
39	16	12	39	19	49	19	28
199	147	188	402	226	409	184	295

Corp = 797 Cocci = 1253 ±
 = 7,860,000,000 per C.C.
 note slide 1 has a very low count of
 cocci, so vaccine has been reckoned as
 8,000,000,000 per C.C.

inc 10 mil vaci 8/11/07

14/11/07

Pat. F.W.T.

182 235 320 234 290 264 273 233 385 383 435 380
417 554 554 506 768 815
QJ = .75 QJ = 1.1 QJ = .94

19/11/07

Pat. F.W.T.

182 235 320 234 290 264 273 233 385 383 435 380
417 554 554 506 768 815
QJ = .75 QJ = 1.1 QJ = .94

27/11/07

Pat. F.W.T.

182 235 320 234 290 264 273 233 385 383 435 380
417 554 554 506 768 815
QJ = .75 QJ = 1.1 QJ = .94

3/12/07

Pat. F.W.T.

152 143 157 148 296 305
QJ = .94

inc 50 million vaccine 30/11/07

5/12/07

Pat	W.B
263	248
316	243
579	491
$Q2 = 1.17$	

17/12/07
had 11/12/07

Pat	Ju.T
330	374
235	224
565	598
$Q2 = .94$	

Condition better discharge more water

10/2/08

Pat	Ju.T
435	269
405	206
434	189
441	229
1721	892
$Q2 = 1.99$	

no calated 100 Million of New Vaccine
discharge much like 6 thinner.

11/3/08

	Pat	J.W.T.
225	828	878
213		
199		
191		
182		
225		
205		
266		

$$6.2 = .94$$

17/3/08

	Pat	J.W.T.
352	604	
252		
582		
566		
1148		

$$6.2 = .52$$

1/4/08

Pat. Zw. I.

[illegible]

¹⁶ 434	438	400	373
872	773		

9/4/08

Pat HWT

[illegible]

545 547 723 559
1092 1282

1092 1282

 $Q_2 = 85$

30/6/08

Pat	Iw.T
-----	------

[illegible]

16	26
----	----

$$\phi_j = 0$$

69

The 23/4/08 The last Saline washings
from vagina were centrifuged!
Spt examined showed mostly
a large number of gram negative
bacteria rather small but varying
in size. & chiefly intracellular
(in large epithelioid cells) many cells
were full, a few cocci of the
bacteria were also present.

Cultures on ord agar grew
some egg colonies etc but
none of intracellular bacteria.
On human blood agar a
large number of these bacteria
grew as waxy grey colonies
fairly large, somewhat like
Glanders colonies. Some mucous
colonies also grew.

Bact. colonies sub cult 25/4/08 on
to ord agar. 1 out of 3 colonies grew.
slight ^{this} sub-cult^{on} agar 26/4/08 grew
better

71

29/4/08 from my bacillus Vaccine
 24 hr. of a wet emulsion made with
 saline, centrifuged, count made as under
 emulsion heated to 60°C for 1 hr.
 incubated for 24 hr. at 37°C & directly tested

Emulsion 1 pt		Saline 1 pt		Mood 1 pt			
Slide 1		Slide 2		Slide 3		Slide 4	
Cop	Bacil	Cop	Bacil	Cop	Bacil	Cop	Bacil
16	34	16	20	5	12	40	6
12	41	15	6	8	10	15	8
19	14	26	103	13	3	8	3
14	35	11	8	12	36	41	16
19	16	22	25	8	32	32	18
11	16	7	8	20	22	27	5
21	8	21	2	14	27	42	17
27	19	14	17	10	8	27	9
28	13	29	7	17	6	14	13
41	8	26	8	13	11	6	22
208	204	187	204	120	167	252	117

Cop = 767, Bacilli = 692

Vacc = 4,500,000,000 per CC

13/5/08 Pat inoc with 5 million bacillus Vaccine

13/5/08		baillus	
Pat	Th.I.		
183	299	Spec of blood taken but opsonic films stained by body & uncountable	
116	373		
155			
28			
18/5/08		Spec of blood taken but opsonic films stained by body & uncountable	

O.I. = .8

20/5/08		baillus	
Pat	Th.I.		
197	393	Spec of blood taken but opsonic films stained by body & uncountable	
196	416		
182			
234			
27/5/08		Spec of blood taken but opsonic films stained by body & uncountable	


O.I. = .95

30/6/08		baillus	
Pat	Th.I.		
		Spec of blood taken but opsonic films stained by body & uncountable	


7/7/08 Pat inoc 25 million Vaccine of bacillus.

73


Pat F.W.I.




75



77



79



D. Hartigan


209 Willesden Lane
London
NW

Miss ? Lloyd

(Teloph 1323 P.O.) Burnt Oak, Willesden Lane N.W.
Hampstead

(School) Miss White

Wilton House School. Reading.



~~7/12/07 time to million vaccine~~

399

700

301

182

116

66

18/12/07 noc 10 Multis Vaccine:

Pat H.T.

4	1	0	0
4	9	4	1
4	5	3	1

19	10	22	3
1	6	33	1

4004	374	210	406
------	-----	-----	-----

$$\begin{array}{r} 50 \\ 12 \overline{) 612} \\ \underline{60} \\ 12 \\ \underline{12} \\ 0 \end{array}$$

3	2	805	2
6	2	5	1
3	3	1	1

7	3	0	2
7	3	1	0

$$\begin{array}{r} 202 \\ 101 \\ \hline 303 \end{array}$$

27	$\frac{2}{3}$	$\frac{1}{2}$	100
----	---------------	---------------	-----

Heer

4	6	3	0
3	3	2	0
9	0	9	1

24

6	3	0	5
15	8	40	44
3	7	0	1

3	3	7	2
2		2	4
2	1	1	1
0	1		

8	1	2	3
6	15	2	7
5	0	4	1

4	5	1	2
9	4	2	1
	0	3	

1	3	2	1
3	2	1	0
2	1	0	2
1	0	2	1

3	8	3	00
3	44	3	00
2	2	3	00

3	6	6	0
17	9	21	00

1	6	2	5
29	7	2	1
1	7	2	1

$$\begin{array}{r} 16 \\ 4 \\ 12 \end{array} \quad \begin{array}{r} 1 \\ 3 \\ 5 \end{array} \quad \begin{array}{r} 2 \\ 0 \\ 0 \end{array} \quad \begin{array}{r} 0 \\ 0 \\ 1 \end{array}$$
$$\begin{array}{r} 175 \\ 84 \overline{) 175} \\ \underline{84} \\ 91 \\ 84 \\ \underline{7} \\ 70 \\ 68 \\ \underline{2} \\ 20 \end{array}$$

2	3	1
9	0	1
7	1	1

13	7	4	2
4	3	1	0

$$\begin{array}{r} 17 \\ 34 \\ \hline 51 \end{array}$$

763				
-----	--	--	--	--

[illegible]

399 | 301 | 116 | 66

700 182

100	102
100	102

1

$$Q = 3.84$$

02-001

20. xii. 07.

2/1/08 inc 20 Million vaccine

$$G.I. = 4.0$$

16/1/08		16/1/08	
Pat	7W.T.	Pat	7W.T.
107	89	120	106
196	226		
62 = .86			

16/1/08 birds still in line - lay number Audi: 57. Dull in line to the end after 4 weeks.

23/1/08		23/1/08	
Pat	7W.T.	Pat	7W.T.
46	43	58	57
89	11	5	
62 = .77			

28/1/08 inoc 20 Trillion vaccine

31/1/08		31/1/08	
Pat	7W.T.	Pat	7W.T.
112	77	177	156
87	87	162	169
363	664		
62 = .54			

13/2/08 and 14/2/08

355

38

99

9/2

50

16

5/5

44

1

$$62 = 1.08$$

3/3/08

F. W. T.

Fw.T.

[illegible]

4743
90

$$62 = 17$$

17/3/08

Pat

H.W.T.

27	26
53	

53

has had a cold since 17/3/08 otherwise quite well.

102 113

215

$$Q_2 = 2.9$$

2/4/08

Pat

Flu. I.

38	36
----	----

74

87

[illegible]

19/4/08 Rec 40 Million Vaccine.

[illegible][illegible]

13/6/08

	Pat	T.W.T.
129	129	129
247	247	247
QJ = 1.56		

13/6/08 urine collected & plates out a few hours later. urine still thick.
 13/6/08 Pat inoc 40 million vaccine.

16/6/08

	Pat	T.W.T.
185	185	185
486	486	486
QJ = 1.41		

quite distinct agglutination - films.

2/7/08

	Pat	T.W.T.
367	367	367
739	739	739
QJ = 1.1		

fair agglutination

4/7/08 Pat inoculated 40 million vaccina.

15/7/08		15/7/08	
Pr	am	Pr	am
14/7/08	15/7/08	14/7/08	15/7/08
Pat	FWI	Pat	FWI
10 11 5 21 6 2 14 15 8 19 1 17 2 3 2 7 4 6 14 5 4 2 24 15 16 16 11 18 6 2 8 22 0 28 0 1 3 10 3 3 8 6 4 3 18 16 30 4 11 6 16 6 1 14 4 8 5	21 10 3 9 2 7 4 3 16 4 13 10 5 11 9 7 1 7 6 15 9 1 8 15 35 12 24 20 3 22 19 6 18 7 4 6 0 28 1 4 9 4 10 2 5 7 2 5 2 3 14 27 6 10 14 0 4 8 5	6 3 2 6 7 4 8 11 8 4 8 6 3 7 12 3 8 9 17 8 6 5 16 7 11 14 4 2 4 4 3 3 2 1 9 8 12 12 4 4 5 9 12 6 15 11 7 3 6 3 3 3 2 3 6 4 3 4 3 3 3 3 5	4 9 11 12 9 2 6 5 14 2 7 6 8 11 3 4 5 13 4 8 5 6 13 6 5 11 3 4 5 10 9 7 5 7 9 6 9 11 10 8 11 8 8 12 6 3 5 8 13 6 4 11 7 8 2 6 5
53/10	590	390	441
1121	831		

$$GJ = 1.35$$

~~and situated~~ 18th Dec 29/7/08 Rab inoc 40 Million Vaccine.

[illegible]

* Note from here unstable considered as 90

3/8/08 P.M. Pat had time of temp to 103. & then on 4/8/08 ~~Pat~~ moving temp to 101 after this temp kept down.

7/808 birnie passed 8:30 am. we a lady 12:30 & played out 1:30 some quite tired.
(boill: flue++& Lact++& D--S-- milk++). 38,300,000 bank per C.

[illegible] $62. = 95$

Vaccine No 2

bacilli isolated from urine. rec 7/8/08
 3rd ^{agar} generation outside body. 3 agar tubes
 24 hr growth were emulsified with normal
 saline 11/8/08 centrifuged & count made
 as under, heated to 58-59°C for 1 hr
 incubated 24 hr @ 37°C sub-cult & proved sterile.

Saline 1 pt		Blood 1 pt		Emulsion 1 pt			
Slide 1		Slide 2		Slide 3		Slide 4	
Corp	Bac	Corp	Bac	Corp	Bac	Corp	Bac
29	33	36	26	52	43	25	62
49	33	30	25	48	42	49	62
45	41	22	24	36	47	43	61
48	44	13	30	24	40	43	65
42	33	12	25	39	43	57	48
61	41	28	41	32	55	62	50
38	38	22	34	38	40	66	44
35	44	35	56	57	68	51	50
37	41	42	53	15	34	40	61
68	64	44	63	14	12	48	76
452	412	284	377	355	424	484	579

Corp = 1575; Bac = 1792

Vacc = 5,700,000,000. per CC
 { 1 CC of vaccine was added to 13.25 CC of saline to make 14.25 CC of vaccine

15/8/08 & 16/8/08 right attach (her usual symptoms (not improved) of this until 19/08)

Pat staying 2 Mrs Gray. Thomas & Helen - on Sea, Norfolk

26/8/08.
25/8/08 Pat 79 165 6.2 = 73
26/8/08 am. 86 226
118
108

slight clumping
in Pat's slide

prcc

11/9/08
31/8/08 5:30 PM Pat 145 302
1/9/08 am. 157 375
128
197

6.2 = .8
slight clumping
in Pat's slide

7/9/08 Pat inoc 50 million Vaccine

93


14.1X.08

1.5


to B.

Oct 2. 1.2


Oct 9 1.3




95



97



99



Camp. V

191

Yellowish gran. *Micrococcus Vaccina*
 24 hr old aged cults pounded up in mortar
 emulsion (centrifug) heated to 60°C for 1 hr
 count made before heating

emulsion 1 pt saline 1 pt blood 1 pt

Slide 1		Slide 2		Slide 3		Slide 4	
Corp	Cocci	Corp	Cocci	Corp	Cocci	Corp	Cocci
36	25	30	15	14	10	43	97
38	14	5	11	21	16	35	67
24	3	18	41	18	33	41	82
12	6	27	16	24	57	34	104
34	12	34	15	20	54	38	96
26	14	13	26	37	36	37	37
32	21	29	35	44	20	33	51
26	6	28	12	29	105	14	26
38	7	52	30	27	63	17	9
40	25	47	9	34	50	24	4
306	133	283	210	268	438	316	541

Corp = 1173 Cocci = 1322

= 5,635,000,000 per CC

considered as 6,000 million per CC on
 - account of low cocci count in first slide

White gram neg *Micrococcus Vaccini*
 48 hr (no growth in 24 hr) old agar culture poured
 up in mortar, centrifuged, emulsion count
 made, emulsion heated to 60°C for 1 hr
 incubated for 24 hr at 37°C & sterility tested.

emulsion 1/pt		Saline 1/pt		blood 1/pt			
Slide 1		Slide 2		Slide 3		Slide 4	
Corp.	Cocci	Corp	Cocci	Corp	Cocci	Corp	Cocci
23	4	18	0	24	0	84	9
38	1	29	6	16	2	53	6
59	11	28	1	33	0	44	1
39	2	30	5	32	2	51	5
12	1	25	1	15	0	28	1
13	1	16	0	20	0	12	0
33	3	17	0	38	8	19	1
49	4	25	3	49	5	28	0
19	2	45	0	24	1	26	1
13	0	38	4	29	3	13	0
298	29	271	20	280	21	318	24

Count = 1167 ; Cocci = 94

= 402,000,000 per CC

Considered as 400,000,000 per CC

23/
yellow
micro cc

white
Micrococc

Pat	F.W.T
1	1
2	2
3	3
4	4
5	5
6	6
7	7
8	8
9	9
10	10
11	11
12	12
13	13
14	14
15	15
16	16
17	17
18	18
19	19
20	20
21	21
22	22
23	23
24	24
25	25
26	26
27	27
28	28
29	29
30	30
31	31
32	32
33	33
34	34
35	35
36	36
37	37
38	38
39	39
40	40
41	41
42	42
43	43
44	44
45	45
46	46
47	47
48	48
49	49
50	50
51	51
52	52
53	53
54	54
55	55
56	56
57	57
58	58
59	59
60	60
61	61
62	62
63	63
64	64
65	65
66	66
67	67
68	68
69	69
70	70
71	71
72	72
73	73
74	74
75	75
76	76
77	77
78	78
79	79
80	80
81	81
82	82
83	83
84	84
85	85
86	86
87	87
88	88
89	89
90	90
91	91
92	92
93	93
94	94
95	95
96	96
97	97
98	98
99	99
100	100

Pat	H.W.T
-----	-------

[illegible]

79025-000000220400-20000068-500250000-300000000000000000

400000042600-2233000294022-3000-00400-00070022-32020002000

50000-20005-000-15-0003000102200000-30070000-220024N0000-3000

296	278	209	170
574	379		

$$Q_2 = 1.5$$

24/1/08
Lubbe Microm

Pat F.W.T.

$\frac{1}{x^2} = x^{-2}$

173 122 118 123
295 241
CJ. = 1.22

Proc 20 Million White Microe Vacuic 28/1/08 evening

(30/1/08 morning)

White Microe (Same slide)

Pat	FW.T.	Pat	FW.T.
12784	164	149	91
211	313	238	208
Pat = 449	Cnt = 521		
6.2 = 1.47	• 86		

1/2/08 Am

White Microe

Pat	FW.T.
133	115
120	88
508	311
6.2 = 1.63	

4/2/08

white Microc

Pat.

H.W.T.

Handwritten text in a cursive script, likely a form or document, with multiple lines of text.

Emulsion too
thin

99	57	101	89	61	77	51	78	175	220	307	348	179	248	229	240
346				267				1050				896			

$$G.D. = 1.3 \quad 1.13 = 1.17$$

4/2/08

White Mucos
different pipettes + emulsion.
Pal HW T.

Pal

HW T.

[illegible]

5/2/08 inoc 20 Ind vacui White Inda Pap letter.

9/4/08 Pat m70 well; Temp up 5 more coryh

White micrococcus		11/2/08		Pipette 2		Same emulsion etc	
Pipette 1		Pat		F.W.T.		Pat	
19	2400	1254	2801	1670			
68	Q.D. = 1.91	Q.D. = 1.67	Q.D. = 1.78				
712	Good slides	not such good slides					
512	Pat = 5201	F.W.T. = 2924	Q.D. = 1.78				
213							
356							
402							
283							
642							
902							
636							
621							
455							
555							
219							
441							

White Micrococcus

14/2/08

Pat

Flu.T. 109

edge
edge

1

едже 2

едже


edge 2

[illegible]

1242

971

$$Q.2 = 1.28$$



111

Mr. Rose

? 10/3/08

White from negative Micrococcus
"Micrococcus Catarrhali" Vaccine


24 hr old agar cultures, pounded up in
mortar, (2nd generation on artificial media)
since isolation from Sputum (patient),
centrifuged, count made as under,
heated to 60°C for 1 1/4 hr, then incubated for 24
@ 37°C & proved to be sterile.

Emulsion 1 pt Saline 1 pt Blood 1 pt

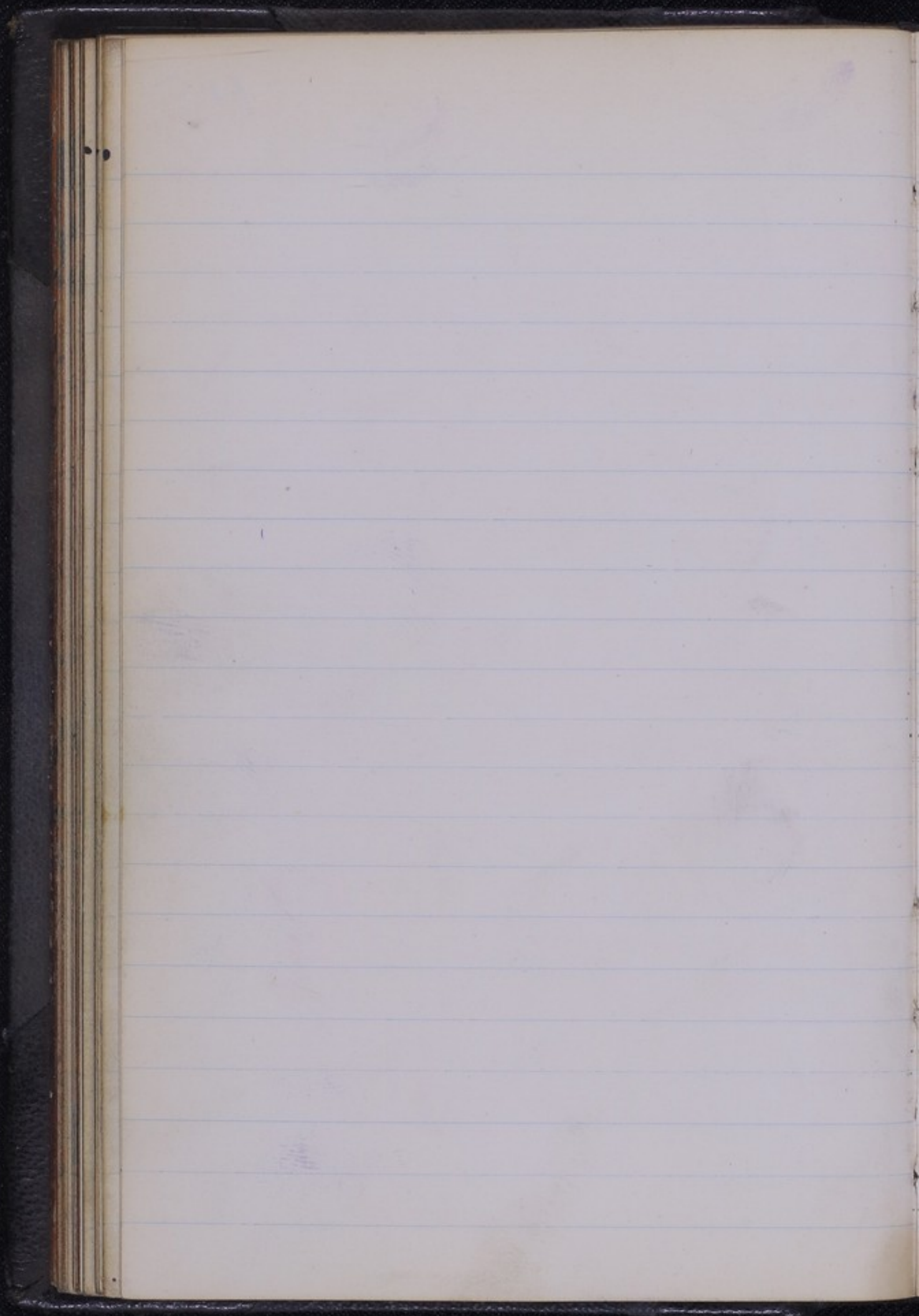
Slide 1		Slide 2		Slide 3		Slide 4	
Corp	Cocci	Corp	Cocci	Corp	Cocci	Corp	Cocci
13	11	14	12	18	18	10	28
9	18	23	25	30	15	32	28
8	23	10	8	23	36	17	12
12	7	16	15	28	33	28	19
13	10	4	3	64	23	26	13
8	12	22	9	27	16	7	13
7	11	31	7	10	6	9	9
17	2	22	10	6	6	16	9
17	23	19	23	19	9	24	20
26	8	27	13	26	18	19	33
130	125	188	124	251	180	188	184

Corp = 757 ; Cocci = 613 ; Vaccine 2 1/2, 0.50, 0.10, 0.05
considered 4000, 0.000, 0.000 per C

113



115



under Dr. Orr Phone No. 3675 Mayfair.
26 Bennett Place
ST James St
S.W.

Mr. Plevitt.

117

Act about 35, 12 weeks ago acute
gonorrhoea, 14 days later difficulty
in passing water, prostate abscess
burst. Catheter tied in.
since then fluctuations in temp
sometimes up to 104, violent
pains in loins. ? kidney
now under influence of morphine

26/3/08 Specimen of urine
examined naturally after washing
of penis, or deposit showed
no micrococci but a large
number of large gram -
negative of color group
cultures grew a number
of bacilli: only on Conrad
plate a number of colonies
grew all were red, several
taken & tested all gave
gluc ++ Lact ++ Dubut ++ Sacht ++
Milk ++.

Vaccine made from 24 hr. agar culture
28/3/08 with normal Saline.

Centrifuged, count made as under
heated to 60°C for $1\frac{1}{4}$ hr. incubated
for 24 hr. at 37°C , culture taken and
prayed to be.

Emulsion 1 pt Saline 1 pt blood 1 pt

Slide 1		Slide 2		Slide 3		Slide 4	
Corp	Bacilli	Corp	Bacilli	Corp	Bacilli	Corp	Bacilli
54	3	31	4	28	3	42	4
36	6	41	6	30	4	26	4
34	3	32	4	34	3	45	8
38	17	11	0	48	3	33	0
36	8	16	1	43	2	49	5
54	16	28	1	27	1	45	5
44	4	29	1	22	2	35	4
35	2	22	3	31	4	43	5
52	9	20	0	26	1	43	5
73	11	27	2	30	2	37	4
456	79	257	22	319	25	398	214

Corp = 1430 bacilli = 170 ; Vacc = 594 Mill

Vaccine considered as 600,000,000
per C.C.

3/13/08 Pat's better

108 112
220

$$Q_2 = 4.6$$

Not good
slides

25 23
48

3/13/08

Pat F.W.T.

W-00000-00 N-00000-00 W-00000-00 N-00000-00 W-00000-00
-00000-00 W-00000-00 N-00000-00 W-00000-00 N-00000-00
-00000-00 W-00000-00 N-00000-00 W-00000-00 N-00000-00
-00000-00 W-00000-00 N-00000-00 W-00000-00 N-00000-00
-00000-00 W-00000-00 N-00000-00 W-00000-00 N-00000-00

11/4/08 Pat's food deal better. Moc with 12 1/2 million Vaccine
7/4/08 Temp been down for 7 days. Pat much better. Wine clear.

7/4/08

Pat F.W.T.

W-00000-00 N-00000-00 W-00000-00 N-00000-00 W-00000-00
-00000-00 W-00000-00 N-00000-00 W-00000-00 N-00000-00
-00000-00 W-00000-00 N-00000-00 W-00000-00 N-00000-00
-00000-00 W-00000-00 N-00000-00 W-00000-00 N-00000-00
-00000-00 W-00000-00 N-00000-00 W-00000-00 N-00000-00
-00000-00 W-00000-00 N-00000-00 W-00000-00 N-00000-00
-00000-00 W-00000-00 N-00000-00 W-00000-00 N-00000-00
-00000-00 W-00000-00 N-00000-00 W-00000-00 N-00000-00

67 84 77 85 73 71 81 76
313 301
 $Q_2 = 1.04$

Very good

8/4/08 Pat has had another attack with temp up to 101.8

Pat inoc 25 million vaccine, evening of 14/4/08

15/4/08 evening	
Pat	FWT
74.78	29.26
152	55
6.2 = 2.8	

18/4/08 Pat's temp has been down for a week until tonight when it rose again

22/4/08 am	
Pat	FWT
63.51	17.18
114	35
QJ = 3.25	

28/4/08 Temp down again today.

28/4/08	
Pat	FWT
398	767
369	341
150	6.2 = 2.15
183	

Temp keeps down

30/4/08
P.M.

Pat HWT
 239 247 189 145
 486 334
 62 = 1.45

1/5/08
A.M.

Pat
 388 524
 912
 62 = 2.73

P.M. 30/4/08 Proc 25 Miller vacc

limp humps down

7/5/08

Pat HWT
 152 261 42 77 35
 109
 62 = 3.4

10/5/08 slight rise flump plenty today.

11/5/08 21

Pat HWT
 237 245 111 143
 482 254
 62 = 1.9

13/5/08 Pat noc 25 mill vac.

18/5/08

Pat	F.W.T.
132	270
138	226
139	87
87	

Q.I. = 1.2

22/5/08 No temp Pat very well spit

22/5/08

Pat	F.W.T.
71	144
73	43
26	
17	

Q.I. = 3.35

Pat very well

27/5/08

Pat	F.W.T.
196	329
133	250
138	
112	

Q.I. = 1.3

Inoculated. 25 Million Vaccine

2/6/08

Pat	7w.I
477	640
62 = 74	

10/6/08

Pat	7w.I
367	146
0.2 = 2.51	

16/6/08

Pat	7w.I
94	134
0.2 = 7	

22/6/08

Pat	7w.I
946	126
0.2 = 7.5	

19/6/08 Pat miss 25 million Vaginitis value 19/6/08 Pat has had a definite value 19/6/08 Pat has had a definite value 19/6/08 Pat has had a definite value

19/6/08 Pat miss 25 million Vaginitis value 19/6/08 Pat has had a definite value 19/6/08 Pat has had a definite value 19/6/08 Pat has had a definite value

19/6/08 Pat miss 25 million Vaginitis value 19/6/08 Pat has had a definite value 19/6/08 Pat has had a definite value 19/6/08 Pat has had a definite value

19/6/08 Pat miss 25 million Vaginitis value 19/6/08 Pat has had a definite value 19/6/08 Pat has had a definite value 19/6/08 Pat has had a definite value

30/6/08
 Pat 7W.T
 11/8/08
 not much
 app. lat. in
 73 137 50 40
 210 90
 G.J = 2.33
 11/7/08 inoculated

6/7/08
 5/7/08
 Pat 7W.T
 128 45 87 107
 173 194
 G.J = .9

13/7/08
 12/7/08
 Pat 7W.T
 not much
 app. lat. in
 222 241 184 186
 518 370
 G.J = 1.4
 Address now Point Seagrove Aldeburgh.

22/7/08

21/7/08
Pat.

515380
222
211
169

62=1.1

22/7/08
am

30 million vaccine
Pat. well, nothing but slight iritis symptoms.

62=1.1

31/7/08

30/7/08
noon

232
238
211
213

470424

62=1.1

31/7/08
am

Pat. well, nothing but slight iritis symptoms.

62=1.1

8/9/08

2/9/08
pm.

173
140
113
114

313227


62=1.38

8/9/08
am


Pat. well, nothing but slight iritis symptoms.

62=1.38


125



127



129



Teleph No 1490 ¹³¹ Kennington

W. Perkins Montpelier Terrace

Old bacillus (Acide Lactici sp) passed
through guinea pigs was made up its
first vaccine. 24 hr ago for 50%
emulsion made with Saline 85%
centrifuged. Emulsion taken & films made
as under. then heated to 60°C for 1 hr.

incubated at 37°C for 24 hr culture taken & passed

Saline 1/pt blood 1/pt Emulsion 1/pt

Slide 1	Slide 2	Slide 3	Slide 4
Corp 103	Corp 103	Corp 103	Corp 103
32 18	23 17	37 23	43 31
16 13	17 11	20 16	30 17
24 22	10 12	42 14	33 24
6 12	24 15	40 17	31 26
12 12	44 19	39 20	40 25
5 10	36 31	25 17	54 30
7 14	41 22	34 27	36 16
9 12	33 18	42 22	36 21
15 10	33 16	15 10	45 29
28 12	14 20	22 21	33 34
154 135	275 181	316 187	381 233

Corp = 1126 ; Bacilli = 736 = 3268,000,000 per cc of vac
considered as 3250,000,000, and diluted 13 times to make 250,000,000

[illegible][illegible]

20/8/08
am
T.M.T.
19/8/08
pm
C.J.

22/8/08. 3 Am
inoculated.
patient very upset ill & miserable

Booby Vaccine

Old bacillus (acid lactici type)
was inoc on to Donk egg medium (gh)
24 hrs growth made up 1 emulsion
with Saline 85%, centrifuged, emulsion
taken & films made as under then
heated to 57-58 for 1 1/2 hours
half of emulsion pipetted on to agar
tube ~~found to be~~ incubated

@ 37° C for 3 days proved both sterile
ret diluted into dose of vaccine 8/4/09
Saline 1pt blood 1pt emulsion 1pt

Slide 1		Slide 2		Slide 3		Slide 4	
Corp	bac	Corp	bac	Corp	bac	Corp	bac.
28	21	48	63	17	26	27	13
24	27	41	16	18	30	32	35
25	18	41	10	29	31	34	59
37	24	22	16	39	27	45	52
34	12	41	16	24	20	43	77
26	14	38	34	37	42	33	35
31	8	38	17	35	62	27	25
37	33	35	41	36	50	40	48
32	19	23	36	29	37	55	48
29	20	34	29	39	29	46	54
303	196	361	278	303	354	382	506

Corp = 1349; bacilli = 1334

Vaccine contained 5,000,000,000. per CC

29 > 62 = 1.55
 96
 192
 19/8/09
 T.M.T.

0.3
 T.M.T.

270 192
 62 = 1.5
 26/8/09
 T.M.T.

85 65
 62 = 1.3
 30/8/09
 T.M.T.

[illegible]

1.05

[illegible][illegible]

56

6. = 83

[illegible]

25

339
- 44

$$\frac{218}{208}$$

100

Laurel Suffolk
Milton.

[illegible]

Vaccine made from 24 hr agar culture
(3 agar tubes from separate colonies on plate)
4/6/08 with normal saline.

Centrifuged + count made as under
heated to 59°C for 1 hour
incubated for 24 hr @ 37°C , culture
taken.

Emulsion 1 pt		Saline 1 pt		Blood 1 pt	
Slide 1	Slide 2	Slide 3	Slide 4		
Corp	Bac	Corp	Bac	Corp	Bac
16	17	24	17	23	18
22	7	21	14	16	9
20	10	21	11	17	14
12	6	18	10	67	18
32	2	11	4	12	9
55	5	17	6	34	10
59	8	28	11	36	12
38	9	17	10	35	12
28	7	29	12	29	9
27	10	26	11	29	12
23	16	23	16	23	16
309	81	212	106	298	123
244	132				

Corp = 1063, Bac = 442 = 1,138,000,000 Vacc
per CC

Considered as 11,000,000,000 + diluted 11 times
to make 100 million per CC. Vacc = 208,000,000
Considered as 22,000,000,000; diluted 11 times to make 200 mill per CC.

25

6/6/08 Inoculated ~~10~~ Million vaccine. 11/08 local center, swelling, eye, stand, etc. 8/6/08, and sleeping.

9/6/08	
Pat	7w.T
110	78
260	150
6.2 = 1.73	
10/6/08 and spec urine plated out showed about 2,000,000, 00, 00 per CCF band.	

12/6/08	
Pat	7w.T
263	162
425	214
6.2 = 2	

15/6/08	
Pat	7w.T
132	109
241	216
6.2 = 1.1	

17/6/08

Pat	FW.T
306	677
371	418
204	
214	

(6) = 1.6

19/6/08 put into 25 million vaccine.

21/6/08 22/6/08 23/6/08 put had some local reaction after inoc by 1/2 of number of the 1st dose

23/6/08

Pat	FW.T
330	510
383	351
388	

(6) = 1.45

26/6/08

Pat	FW.T
298	631
335	476
228	
248	

(6) = 1.32

28/6/08 inoculated 25 million vaccine

30/6/08

Pat 286
 552
 6.2 = 2.1

Pat 266
 262
 6.2 = 2.1

Pat 121
 262
 6.2 = 2.1

Pat 41
 262
 6.2 = 2.1

30/6/08 Pat much better, sleep better, less frequency at night etc

17/7/08

Pat 374
 187
 6.2 = 2

Pat 74
 113
 6.2 = 2

Pat 187
 113
 6.2 = 2

17/7/08

Pat 38
 667
 6.2 = 3

Pat 278
 225
 6.2 = 3

Pat 106
 225
 6.2 = 3

Pat 119
 225
 6.2 = 3

145

6.2 = 1.2	7373	26/7/08	Pat	24/7/08	21/7/08
146	67	27/7/08	Pat	24/7/08	21/7/08
122	55		Pat	24/7/08	21/7/08

Pat in c. 25 Million vaccine
 27/7/08 a similar reaction in arm followed in oc, it vanished in 48 hrs

6.2 = 1.82	614	29/7/08	Pat	30/7/08	30/7/08
336	294	30/7/08	Pat	30/7/08	30/7/08
181	181		Pat	30/7/08	30/7/08
155	155		Pat	30/7/08	30/7/08

6.2 = 2.92	242	10/8/08	Pat	11/8/08	11/8/08
83	125	11/8/08	Pat	11/8/08	11/8/08
	31		Pat	11/8/08	11/8/08
	56		Pat	11/8/08	11/8/08

16/8/08 Clinically effect of Pat inoculation falling off so pat in oc Million vaccine - Mouth good with
 diminution of frequency once a night only.

Pat line

6.2 = 2.6	351	150	Pat	26/2/09
	135	63	Pat.	25/2/09 Pm
	72	260	Pat.	26/2/09 am
	264	130	Pat.	26/2/09 am
	132	132	Pat.	26/2/09 am

23/2/09 Pat line 28 million Vaccine

6.2 = 1.4	452	271	Pat	2/3/09
	253	181	Pat	1/3/09 Pm
		106	Pat	2/3/09 am
		147	Pat	2/3/09 am

5/3/09

[illegible]

Asperin Furin received 12/3/59
in an corked medicine bottle, was
plated out on agar slopes.

after 24 hrs only one col was seen in
dil 1 (? contain) examined again
after 3 days at 37°C. showed a
number of small cols on dil 1 &
few on dil 2, one of the cols on
dil 1 later was seen on to agar slant
agar slants and measured out Donal's

egg medium tube 15/3/59 (Col 1)
agar showed but slight growth after
24 hours at 37°C. No bubble of gas
there was more growth on the egg
tube but not by much, when
this was made up into an emulsion
was normal saline, centrifuged for
short time to deposit clumps.

the upper part (i.e. remaining emulsion)
was then pipetted off, well shaken to mix
slide made with blood for counting as on
page 156 (correct page), heated to 57°C for 1 1/4

to kill, not again heated, diluted to
required strength, no antiseptic added

Emulsion Saline 1 pt blood 1 pt Emulsion 1 pt

mixture = pipette slides made as under

Pipette slide 1		Pipette slide 2		Pipette slide 3		Pipette slide 4	
Corp	Bac	Corp	Bac	Corp	Bac	Corp	Bac
19	7	40	8	33	3	24	14
42	18	48	12	22	7	39	13
27	17	41	13	34	11	31	11
45	11	48	7	22	10	29	12
48	13	30	7	36	14	40	13
43	19	34	9	23	8	35	17
36	4	29	7	24	7	21	15
30	17	18	12	22	11	33	10
46	15	31	4	26	7	28	10
33	8	30	11	22	11	28	12
369	129	349	90	264	89	308	127

Corp = 1290 Bacilli = 435; Vase = 1690. Million
emulsified as 1,700,000,000 per CC

155

11. 000
6410

157

11. 000. 0. 11. 0


Phococcus Vaccine.

Thian infected about one year; thru 48 hr
agar culture, emulsion made with saline,
centrifuged, count made as under,
heated to 60°C for $\frac{1}{2}$ hr, incubated for
24 hr @ 37°C & spread to be.

Blood 1 pt Emulsion 2 pts!

Slide 1		Slide 2		Slide 3		Slide 3	
Corp	Cocci	Corp	Cocci	Corp	Cocci	Corp	Cocci
31	33	73	27	78	15		
39	21	52	32	65	26		
34	12	61	54	74	41		
34	23	65	32	73	137		
34	14	71	33	58	? 250		
46	8	55	16	94	61		
37	42	57	25	77	49		
23	22	55	14	69	44		
36	19	54	61	73	13		
36	18	41	19	91	57		
350	212	584	313	752	693		

Corp = 1686, Cocci = 1217 Note 2 pts fermenting
= 1,804,000,000 per CC considered as
1,800,000,000.



161

Miss Liza Lehman (W. Bedford)

Urine not cultured spec. rec. 10 Am 15/6/08
poured into sterile bottle, with as great precaution
as possible. Deposit showed apparently
pure Colon bacilli. Some pus cells
plated out on to agar & dilutions.

From 2 spec showed 63,000,000 per cc
plated on to Conradi: colonies appeared
to be reddish in centre & blue margins
some entirely blue.

Colonies tested all showed

Glucose ++ Lact ++ Dub ++ Sacch ++
Milk

Saline made from 24 hr agar cultures 20/6/60
(1 agar tube Cal 1; 1 agar tube Cal 2) with
normal saline; centrifuged & count made as usual
heated to 59-60°C for 1 hour, then incubated
for 24 hr at 37°C; culture taken.

Saline 1 pt Blood 1 pt Emulsion 1 pt

Slide 1		Slide 2		Slide 3		Slide 4	
Corp	Bac	Corp	Bac	Corp	Bac	Corp	Bac
57	10	29	27	49	17	28	31
51	8	50	36	46	17	30	27
34	12	51	28	29	24	36	28
42	12	56	21	38	32	40	14
32	13	72	17	53	20	53	31
43	16	18	18	58	20	66	30
26	15	32	47	46	27	74	38
41	13	82	26	67	19	46	28
22	19	76	30	67	25	51	28
41	12	49	28	34	17	45	26
389	130	485	278	487	218	469	281

Corp = 1830 ; Base = 907

Vacancy considered as 2,500,000,000 per cent.

blood ^{platelets} counts 28/6/08
done
26/6/08

Pat	W.T.
174	2
159	2
174	2
174	2

$$6.1 = 3.78$$

29/6/08 inoculated 10 million vaccine.
6/7/08 No reaction followed the inoculation

6/7/08 No reaction followed the inoculation

9/17/08		9/17/08	
Pat		H.W.T.	
2	2	2	2
2	1	6	1
3	2	2	4
3	3	1	1
3	3	3	3
3	2	10	3
total	6	6	6
uncat	8	5	5
uncat	2	2	2
uncat	6	1	4
2	2	4	3
2	2	3	3
17	17	4	4
2	2	1	1
0	0	0	0
2	2	9	5
2	2	1	2
0	0	2	2
1	4	2	4
uncat	1	4	1
uncat	5	1	2
uncat	3	3	3
uncat	0	4	4
uncat	11	6	2
11	11	2	2
1	4	12	12
4	4	4	4
12	12	0	0
4	4	9	9
uncat	uncat	5	5
uncat	uncat	4	4
1	1	2	2
2	2	1	1
3	3	4	4
0	0	2	2
9	9	2	2
uncat	uncat	5	5
uncat	uncat		
2	2		
uncat	uncat		
0	0		
882	186		

$$6.2 = 4.2$$

Proc. 3rd Oct. 25 Million

19/10/08 hoc 50 million vaccine

A sample of urine (catheter spec)
collected 25/2/09, plated out
four colonies listed on lactose showed
fermentation in 3-5 days.
Col I gluc++ lact+ Dnt Sarc+
Milk ++

165

1

• 11. 000 0-1/2

167

1

• 11. 000 000 000

169

1

11. 0000 0-172

1

1

D. G. Fräntbaum.

Misc C.

171

Urine collected in Sterile
bottle 12/9/08, urine opalescent.
centrifuged deposit examined showed
a number of Colon type of bacilli.
plated out on ord agar tubes. grew a
number of colonies in 24 hrs which all
appeared similar. + tested gave following
reactions gluc. + Lact + Dext — Sacch —
Milk. ++

11. 000 000


175

11. 000 0110

177

11. 000 0110

179



Grünbaum

Pat. P. Sahel Exp

181

28/7/08 ✓ 31/8/08

Pat ^{am} 7.15

[illegible]

59 68 43
74

127 100

$$6.2 = 1.27$$

after 1st exam
29/8/08 1/9/08

Spinn am
19.1.17

Handwritten notes on lined paper, likely a student's work. The text is written in a cursive script and appears to be a list or a series of entries, possibly related to a class or a project. The entries are organized into columns, with some entries starting with a vertical line. The handwriting is somewhat messy, suggesting it was written quickly or by a child. The text is mostly illegible due to the cursive and the angle of the photo.

47 44 37 24

9161

$$0.7 = 1.5$$

2

11. 00. 01. 11

183

Dr. Hill. family trials etc

Micrococcus Vaccinii

one culture from pus on Dorset's media
calves s.c on to Dorset's media dropped
grown for 24 hr @ 37°C, emulsion made
with .85% Saline, centrifuged to remove
clumps, upper part of emulsion then removed
to sterile tube, well mixed & from it cont.
made as under; emulsion was killed
@ 60 - 61°C for 1 hr in water bath
then incubated @ 37°C for 24 hr, s.c
made on to agar which proved sterile
so vaccine then diluted down & placed in sterile
capsule without again heating or adding antiseptic.

Vaccine Count (blood 1 pt Saline 1 pt Emuls 1 pt)
mixed well & blown out on a slide from 4 separate tubes

185

Vaccini Count

Slide 1		Slide 2		Slide 3		Slide 4	
Corps	Coru	Corps	Coru	Corps	Coru	Corps	Coru
3	57	49	146	39	104	17	43
14	46	62	170	40	111	16	55
12	67	49	135	43	163	10	65
16	68	43	153	47	167	8	49
20	83	41	145	63	174	15	71
22	86	45	157	75	154	26	179
18	112	55	113	40	121	31	142
21	105	44	183	34	121	43	128
32	94	42	145	35	126	50	114
27	67	35	83	23	72	39	125
180	785	465	1480	439	1313	255	991

Corps = 1339 Corps = 4519

so Vaccine = nearly 17,000,000,000 per C.C.

so diluted down 17 times to make vaccine
1,000 Million per C.C.

11/3/09

Martin	Zw.
20	12
22	13
16	22
20	15
13	10
16	13
25	15
10	12
2	19
14	15
29	13
23	22
27	9
11	12
30	9
21	26
30	19
18	19
10	20
22	23
14	23
25	22
22	7
8	23
9	23
13	16
25	25
16	3
14	7
21	17
38	24
30	22
32	9
33	28
19	7
18	25
13	9
9	10
15	12
17	26
17	34
27	24
12	11
19	11
4	10
12	19
21	22
30	9
10	12
22	18
27	17
28	24
43	14
10	13
36	17
20	21
14	5
22	15
24	25
16	25
4	24
11	16

62 = 1.2

187

17. Dec 1879

15/5/59

189

Vaccinia Count

Slide 1		Slide 2		Slide 3		Slide 4	
Corp	Locc	Corp	Locc	Corp	Locc	Corp	Locc
10	5	42	9	23	5	29	0
15	0	57	0	36	0	22	0
11	0	37	5	21	0	18	0
15	0	42	0	29	0	28	6
13	1	35	0	25	1	22	5
19	0	31	1	30	3	16	2
18	0	30	3	24	0	28	2
15	1	47	4	26	2	38	0
14	0	38	8	28	1	21	3
14	1	44	11	28	0	28	4
144	8	403	41	270	12	250	22

Corp = 1067; Locc = 83

Vaccinia = 390,000,000 per CC.

Considered as 400,000,000 per CC.

11. Dec 1910

Mr.

Now surrounding face swollen red, crack by
 Ala Nas, cut lines taken some time ago from
 two or three Shaffer's colonies. Pot had first
 Shaffer's vaccine, not much improvement followed
 then had Hill Microc vaccine & got much better.
 Still not so well.

Culture taken from healed crack broken open
 grew pure Staphylococcus aureus on egg media

Vaccine.

Slapfr. Aureus Isolated, 24 hr growth
on fr. Egg medium, emulsion made with
sterilized Saline 8% 1/2 hr, centrifuged
to remove as under; emulsion heated
to $59\frac{1}{2}^{\circ}\text{C}$ for $1\frac{1}{4}$ hr incubated for
24 hr at 37°C ; 100% proof.

Count

Saline 1pt		Blood 1pt		Emulsion 1pt	
Slide 1		Slide 2			
Corp	Leuc	Corp	Leuc		
108	273	54	166		
88	266	76	218		
38	244	41	101		
45	144	27	135		
25	74	17	157		
29	205	33	229		
49	93	26	111		
34	20	11	64		
416	1459	285	1181		
Corp 701					
Leuc 2640		= 19,500,000,000 per C.C.			

193

9

1

2

3

4

5

6

7

8

195

Sono coeum Vaccine Count

Sono coeum isolates from *Sono* by J. Western
 -/6/10 cultures on Hydrocollagar 18 hours
 made up with normal saline, allowed to
 stand for hours to sediment upper part pipette
 off & well shaken

Saline 1pt, Blood 1part, Emulsion 2/3 to

Slide 1 Slide 2 Slide 3

Cop	Cocci	Cop	Cocci	Cop	Cocci
40	80	39	10	67	68
49	10	32	175	44	37
43	29	41	50	29	37
36	21	44	28	73	187
53	12	48	34	54	105
42	9	36	31	53	97
23	46	34	39	47	43
25	67	31	43	53	109
27	5	36	51	46	133
21	12	38	25	29	54
359	301	379	486	495	820

Note probably 1st slide was lower in Cocci than it should
 have been, Cocci not stained very well
 Vaccine considered as 7,000,000,000 per CC

Report June showed some good
time played out 15/8/10 showed 500,000/100

197
Mr. Wilb. Hassen Coli-cytilis.

Bacillus subtilis from wine 15/6/10
gluc Lact Dol Saub

Col 1	++	++	++	--
Col 2	++	++	++	--
Col 3	++	++	++	

Bacillus non-motile from veg.

2 Vaccine

20 hrs growth on f. S. E. medium, emulsion
made 18/6/10 centrifuged on usual
slide made with part first heated to
56-59 for 1½ hours. left at room
(hot weather) for 2 days, cultures taken
and poured to be
count

Slide 1				Slide 2			
Cop	Bac	Cop	Bac	Cop	Bac	Cop	Bac
39	13	70	31	48	11	58	25
86	50	77	27	57	18	45	25
26	20	91	33	56	36	46	34
61	21	73	37	58	45	55	22
67	36	97	81	51	30	38	18
59	33	62	41	60	28	51	22
60	27	36	17	78	35	63	21
79	31	78	41	47	34	42	15
67	31	48	36	23	13	53	19
92	28	53	40	22	14	38	20
636	290	685	384	500	264	489	222


Cop = 2310 : Bac = 1159 : Vac = 2,500,000,000
per cubic cent

	24/6/10	22/6/10	24/6/10
	Pat	Pat	F.C.S
9	15	6	7
5	12		


Note emulsion
was thick
films v. good
of bacteria group
he observed with
difficulty

5/7/10 Urine collected, 6/7/10 urine plated out, after 24 hrs showed about 48 mill.
per C.C.
- 1/10 Urine plated out showed about 300 colonies per C.C.
18/8/10 Urine collected, 19/8/10 plated out showed about 10,000. per C.C.

31/11/10 time collected completed and stored about 350 per C.C.
including 60 in fls.



201



203

11. Dec 1914

Miss Spooner.

Specimen Guinea showed Colon type only
 17/10/10 Specimen Guinea showed a large
 number of Colon type a few and fast
 probably Tubercle
 so deposit of Guinea into Guinea
 pig
 and cultures taken. to isolate the Colon

19/10/10 Cultures of *Colony* taken on to p. 82
 20/10/10 Emulsion of *Colony* made with 18 Saline
 centrifuged upper part pipetted off and
 slide made as under, emulsion then heated
 to 69°C for 1 hour.


Emulsion 1 part Saline 1 part Blood 1 part							
Pipette and		Pipette +		Pipette +		Pipette +	
Slide 1		Slide 2		Slide 3		Slide 4	
Corp	Bac	Corp	Bac	Corp	Bac	Corp	Bac
53	39	29	11	27	17	14	4
43	34	25	15	34	20	40	21
36	28	32	26	18	9	21	7
48	34	26	12	31	14	24	15
43	22	34	12	36	31	16	5
54	16	20	8	33	30	22	9
53	49	18	14	24	10	22	12
51	16	14	12	27	13	29	16
59	31	13	10	16	6	26	14
63	37	20	9	42	34	7	4
503	306	231	129	288	184	221	107

Corp = 1243 ; Bac = 726

Bailli ~~per CC~~ = about 2,900 Million per CC
 assumed = about 3,000,000,000 per CC

207

Urine collected 29/10/10 Hplated on
showed about 10,000,000 per C.C.



209

22/11/11 Shot Sheep to the yellow micro culture
on large agar plate

24/11/11. Emulsion of culture made with -85 NACE
centrifuged. up to 1 pt pipette 1/2, slides made as usual.
(emulsion this heated to 61 1/2 for 1 hour)

Sheep to				Micro c			
Emuls 1 pt		Saline 1 pt		Saline 1 pt		Emuls 1 pt	
Pipette 1		Pipette 2		Pipette 1		Pipette 2	
Corp	Cocci	Corp	Cocci	Corp	Cocci	Corp	Cocci
57	66			17	45		
46	52			22	35		
27	18			20	83		
16	16			22	44		
20	11			21	112		
21	32			17	60		
23	22			30	54		
31	23			19	140		
26	18			18	44		
28	14			19	62		
29 5	27 2			20 5	67 9		


units considered to 5,000,000,000
per cc

units considered 17,000,000,000
per cc


Stephenson

Slide 1		Slide 2	
Corp	Coca	Corp	Coca
24	56		
16	35		
40	56		
16	7		
17	30		
17	25		
20	36		
9	26		
17	19		
24	51		
<u>200</u>	<u>341</u>		

Coca = 8,500,000,000 price to dilute 17 times to
equal 500,000,000 price



213



No. A White.

Urine $\frac{1}{6}$ vol. albumin after standing 24 hours.

Plated out = All bacilli fermenting
glucose, Lact. Dext. and Sacch.

Coli 24 hr on ord agar made into emulsion

with saline. slide made for counting 1 part

saline 1 blood 1 emulsion. Note Corp agglutinated

rest of emulsion heated @ 60°C for 1 hour

Corp	Bac	Corp	Bac	Corp	Bac
77	166				
59	86				
33	51				
68	94				
48	75				
30	41				
36	54				
35	67				
31	49				
28	26				
445	709				


Vacc roughly = 8,000,000,000 per CC.

669. 12/12/13


Pat 10/12/13	Sat 11/12/13
24	20
23	15
30	23
16	15
25	20
20	35
15	13
23	27
27	26
28	19
19	26
12	21
24	17
16	7
23	21
16	32
14	22
13	20
26	29
14	18

408 42.6
0.2 = 0.95


217




219




221



223



225



H. J. R.

227

Mr. Pope 62 Holland Park Avenue

Cystitis 20 years - urine thick alkaline

8/2/12 urine plated out on fl. & agar showed
about 250,000,000 colonies per CCall colonies appeared the same, from
rather delicate - not vigorous - bacilli showed
following characters. 2 colonies listed.

Col.	Glucose	Lactose	Dextrose	Sucrose
1	+, +	- -	- -	+, -
2	+, +	- -	- -	+, +
3	+, +	- -	- -	+, -
4	+, +	- -	- -	+, +

15/2/12 24 hr agar growth of bacillus col was
 made up into thick emulsion with 0.8% NACl
 centrifuged to remove clumps. upper pt removed & thoroughly
 mixed. part used for making films for counting as before &
 rest heated to 58-59°C for 1 hour, incubated 24 hrs
 culture into broth to prove viability & dilute with 0.8%
 NACl for doses.

~~Slide 1~~ Slide 2.

Saline 1 pt, blood cells 1 part, emulsion bacilli 1 part

Slide 1. Slide 2

Corp	bacil	Corp	bacil
35	64	38	58
54	103	29	48
47	110	39	43
27	101	28	78
31	127	35	45
25	29	34	62
24	69	28	59
30	15	36	57
26	49	37	106
22	18	40	43
321	685	344	599

Corp

$$\text{Corp} = 665$$

$$\text{Bacil} = 1284$$

$$\frac{1000}{5000} \times \frac{1284}{665} \text{ per cc}$$

$$133) 1284000 (97$$

$$\underline{1187}$$

$$970$$

$$\underline{921}$$

$$\text{Vacc. emulsion } 10,000,000 \text{ per cc}$$

21/2/12
Telcord
Cable 20/2/12

[illegible]

3000-0000000000000000-00-0000000000-0-00000-00000

10

100

1

to do
the
mixture

1999

100

10

to

2

229

7

7/6/12 Cat misc 100 mill vaccine.

20/6/12 Cat had no apparent effect from 1st dose of vaccine 100 mill given
turni plate Cat = about 160,000 colonies per cc

4/7/12 Cat had 100 mill

18/7/12 Cat had 100 mill.

3/8/12 Cat had 100 mill

17/8/12 Cat had 200 mill.

7/9/12 Cat had 150 mill.

followed and ~~by~~ Cat kept out of chimney etc
no symptoms followed.

Corp.	baill.	Corp.	Bac.
56	97		
42	82		
65	101		
41	49		
47	77		
48	90		
47	99		
44	95		
67	131		
45	53		
502	874		

^{consider}
 Vaac = 8800,000,000
 price podulated
 due time to =
 800,000,000
 price

- Urine plated out on three recent occasions
 seen to indicate that most of the 6 present included
 also two types present, the old type and also a new type - Motile
 18/12/12, 20 hours old agar spot of motile bacteria
 made up in thick emulsion with 0.85% NaCl
 allowed to stand upright & a test tube for
 1 hour. pipette off, heated for 1 hour at 60°C
 incubated for 24 hours at 30°C, to see how it
 looks to prove it is still, made up to be
 done with 0.85% NaCl on an antiseptic.
 Counts made after heating to 60°C showed this.

Slide 1 . . . Slide 2

Corp	Base	Corp	Base
18	(very small) 25		

39	35
----	----

19	33
----	----

27	29
----	----

19	12
----	----

14	21
----	----

17	15
----	----

17	16
----	----

18	28
----	----

28	23
----	----

216	237
-----	-----


= 560000000
 per cc

Blood 13/12
 Teter 14/12/12

233

Pat	Self
13	3
4	1
33	2
25	2
9	2
5	2
10	2
12	2
31	2
22	2
9	2
28	2
12	2
11	2
4	2
10	2
18	2
21	2
8	2
11	2
9	2
13	2
11	2
14	2
15	2
14	2
12	2
13	2
31	2
17	2
9	2
24	2
14	2
13	2
15	2
13	2
35	2
14	2
15	2
27	2
20	2
9	2
29	2
10	2
11	2
21	2
36	2
39	2
16	2
11	2

Self 3/12
 1/12
 2/12
 3/12
 4/12
 5/12
 6/12
 7/12
 8/12
 9/12
 10/12
 11/12
 12/12
 13/12
 14/12
 15/12
 16/12
 17/12
 18/12
 19/12
 20/12
 21/12
 22/12
 23/12
 24/12
 25/12
 26/12
 27/12
 28/12
 29/12
 30/12
 31/12
 1/13
 2/13
 3/13
 4/13
 5/13
 6/13
 7/13
 8/13
 9/13
 10/13
 11/13
 12/13
 13/13
 14/13
 15/13
 16/13
 17/13
 18/13
 19/13
 20/13
 21/13
 22/13
 23/13
 24/13
 25/13
 26/13
 27/13
 28/13
 29/13
 30/13
 31/13
 1/14
 2/14
 3/14
 4/14
 5/14
 6/14
 7/14
 8/14
 9/14
 10/14
 11/14
 12/14
 13/14
 14/14
 15/14
 16/14
 17/14
 18/14
 19/14
 20/14
 21/14
 22/14
 23/14
 24/14
 25/14
 26/14
 27/14
 28/14
 29/14
 30/14
 31/14
 1/15
 2/15
 3/15
 4/15
 5/15
 6/15
 7/15
 8/15
 9/15
 10/15
 11/15
 12/15
 13/15
 14/15
 15/15
 16/15
 17/15
 18/15
 19/15
 20/15
 21/15
 22/15
 23/15
 24/15
 25/15
 26/15
 27/15
 28/15
 29/15
 30/15
 31/15
 1/16
 2/16
 3/16
 4/16
 5/16
 6/16
 7/16
 8/16
 9/16
 10/16
 11/16
 12/16
 13/16
 14/16
 15/16
 16/16
 17/16
 18/16
 19/16
 20/16
 21/16
 22/16
 23/16
 24/16
 25/16
 26/16
 27/16
 28/16
 29/16
 30/16
 31/16
 1/17
 2/17
 3/17
 4/17
 5/17
 6/17
 7/17
 8/17
 9/17
 10/17
 11/17
 12/17
 13/17
 14/17
 15/17
 16/17
 17/17
 18/17
 19/17
 20/17
 21/17
 22/17
 23/17
 24/17
 25/17
 26/17
 27/17
 28/17
 29/17
 30/17
 31/17
 1/18
 2/18
 3/18
 4/18
 5/18
 6/18
 7/18
 8/18
 9/18
 10/18
 11/18
 12/18
 13/18
 14/18
 15/18
 16/18
 17/18
 18/18
 19/18
 20/18
 21/18
 22/18
 23/18
 24/18
 25/18
 26/18
 27/18
 28/18
 29/18
 30/18
 31/18
 1/19
 2/19
 3/19
 4/19
 5/19
 6/19
 7/19
 8/19
 9/19
 10/19
 11/19
 12/19
 13/19
 14/19
 15/19
 16/19
 17/19
 18/19
 19/19
 20/19
 21/19
 22/19
 23/19
 24/19
 25/19
 26/19
 27/19
 28/19
 29/19
 30/19
 31/19
 1/20
 2/20
 3/20
 4/20
 5/20
 6/20
 7/20
 8/20
 9/20
 10/20
 11/20
 12/20
 13/20
 14/20
 15/20
 16/20
 17/20
 18/20
 19/20
 20/20
 21/20
 22/20
 23/20
 24/20
 25/20
 26/20
 27/20
 28/20
 29/20
 30/20
 31/20
 1/21
 2/21
 3/21
 4/21
 5/21
 6/21
 7/21
 8/21
 9/21
 10/21
 11/21
 12/21
 13/21
 14/21
 15/21
 16/21
 17/21
 18/21
 19/21
 20/21
 21/21
 22/21
 23/21
 24/21
 25/21
 26/21
 27/21
 28/21
 29/21
 30/21
 31/21
 1/22
 2/22
 3/22
 4/22
 5/22
 6/22
 7/22
 8/22
 9/22
 10/22
 11/22
 12/22
 13/22
 14/22
 15/22
 16/22
 17/22
 18/22
 19/22
 20/22
 21/22
 22/22
 23/22
 24/22
 25/22
 26/22
 27/22
 28/22
 29/22
 30/22
 31/22
 1/23
 2/23
 3/23
 4/23
 5/23
 6/23
 7/23
 8/23
 9/23
 10/23
 11/23
 12/23
 13/23
 14/23
 15/23
 16/23
 17/23
 18/23
 19/23
 20/23
 21/23
 22/23
 23/23
 24/23
 25/23
 26/23
 27/23
 28/23
 29/23
 30/23
 31/23
 1/24
 2/24
 3/24
 4/24
 5/24
 6/24
 7/24
 8/24
 9/24
 10/24
 11/24
 12/24
 13/24
 14/24
 15/24
 16/24
 17/24
 18/24
 19/24
 20/24
 21/24
 22/24
 23/24
 24/24
 25/24
 26/24
 27/24
 28/24
 29/24
 30/24
 31/24
 1/25
 2/25
 3/25
 4/25
 5/25
 6/25
 7/25
 8/25
 9/25
 10/25
 11/25
 12/25
 13/25
 14/25
 15/25
 16/25
 17/25
 18/25
 19/25
 20/25
 21/25
 22/25
 23/25
 24/25
 25/25
 26/25
 27/25
 28/25
 29/25
 30/25
 31/25
 1/26
 2/26
 3/26
 4/26
 5/26
 6/26
 7/26
 8/26
 9/26
 10/26
 11/26
 12/26
 13/26
 14/26
 15/26
 16/26
 17/26
 18/26
 19/26
 20/26
 21/26
 22/26
 23/26
 24/26
 25/26
 26/26
 27/26
 28/26
 29/26
 30/26
 31/26
 1/27
 2/27
 3/27
 4/27
 5/27
 6/27
 7/27
 8/27
 9/27
 10/27
 11/27
 12/27
 13/27
 14/27
 15/27
 16/27
 17/27
 18/27
 19/27
 20/27
 21/27
 22/27
 23/27
 24/27
 25/27
 26/27
 27/27
 28/27
 29/27
 30/27
 31/27
 1/28
 2/28
 3/28
 4/28
 5/28
 6/28
 7/28
 8/28
 9/28
 10/28
 11/28
 12/28
 13/28
 14/28
 15/28
 16/28
 17/28
 18/28
 19/28
 20/28
 21/28
 22/28
 23/28
 24/28
 25/28
 26/28
 27/28
 28/28
 29/28
 30/28
 31/28
 1/29
 2/29
 3/29
 4/29
 5/29
 6/29
 7/29
 8/29
 9/29
 10/29
 11/29
 12/29
 13/29
 14/29
 15/29
 16/29
 17/29
 18/29
 19/29
 20/29
 21/29
 22/29
 23/29
 24/29
 25/29
 26/29
 27/29
 28/29
 29/29
 30/29
 31/29
 1/30
 2/30
 3/30
 4/30
 5/30
 6/30
 7/30
 8/30
 9/30
 10/30
 11/30
 12/30
 13/30
 14/30
 15/30
 16/30
 17/30
 18/30
 19/30
 20/30
 21/30
 22/30
 23/30
 24/30
 25/30
 26/30
 27/30
 28/30
 29/30
 30/30
 31/30
 1/31
 2/31
 3/31
 4/31
 5/31
 6/31
 7/31
 8/31
 9/31
 10/31
 11/31
 12/31
 13/31
 14/31
 15/31
 16/31
 17/31
 18/31
 19/31
 20/31
 21/31
 22/31
 23/31
 24/31
 25/31
 26/31
 27/31
 28/31
 29/31
 30/31
 31/31
 1/32
 2/32
 3/32
 4/32
 5/32
 6/32
 7/32
 8/32
 9/32
 10/32
 11/32
 12/32
 13/32
 14/32
 15/32
 16/32
 17/32
 18/32
 19/32
 20/32
 21/32
 22/32
 23/32
 24/32
 25/32
 26/32
 27/32
 28/32
 29/32
 30/32
 31/32
 1/33
 2/33
 3/33
 4/33
 5/33
 6/33
 7/33
 8/33
 9/33
 10/33
 11/33
 12/33
 13/33
 14/33
 15/33
 16/33
 17/33
 18/33
 19/33
 20/33
 21/33
 22/33
 23/33
 24/33
 25/33
 26/33
 27/33
 28/33
 29/33
 30/33
 31/33
 1/34
 2/34
 3/34
 4/34
 5/34
 6/34
 7/34
 8/34
 9/34
 10/34
 11/34
 12/34
 13/34
 14/34
 15/34
 16/34
 17/34
 18/34
 19/34
 20/34
 21/34
 22/34
 23/34
 24/34
 25/34
 26/34
 27/34
 28/34
 29/34
 30/34
 31/34
 1/35
 2/35
 3/35
 4/35
 5/35
 6/35
 7/35
 8/35
 9/35
 10/35
 11/35
 12/35
 13/35
 14/35
 15/35
 16/35
 17/35
 18/35
 19/35
 20/35
 21/35
 22/35
 23/35
 24/35
 25/35
 26/35
 27/35
 28/35
 29/35
 30/35
 31/35
 1/36
 2/36
 3/36
 4/36
 5/36
 6/36
 7/36
 8/36
 9/36
 10/36
 11/36
 12/36
 13/36
 14/36
 15/36
 16/36
 17/36
 18/36
 19/36
 20/36
 21/36
 22/36
 23/36
 24/36
 25/36
 26/36
 27/36
 28/36
 29/36
 30/36
 31/36
 1/37
 2/37
 3/37
 4/37
 5/37
 6/37
 7/37
 8/37
 9/37
 10/37
 11/37
 12/37
 13/37
 14/37
 15/37
 16/37
 17/37
 18/37
 19/37
 20/37
 21/37
 22/37
 23/37
 24/37
 25/37
 26/37
 27/37
 28/37
 29/37
 30/37
 31/37
 1/38
 2/38
 3/38
 4/38
 5/38
 6/38
 7/38
 8/38
 9/38
 10/38
 11/38
 12/38
 13/38
 14/38
 15/38
 16/38
 17/38
 18/38
 19/38
 20/38
 21/38
 22/38
 23/38
 24/38
 25/38
 26/38
 27/38
 28/38
 29/38
 30/38
 31/38
 1/39
 2/39
 3/39
 4/39
 5/39
 6/39
 7/39
 8/39
 9/39
 10/39
 11/39
 12/39
 13/39
 14/39
 15/39
 16/39
 17/39
 18/39
 19/39
 20/39
 21/39
 22/39
 23/39
 24/39
 25/39
 26/39
 27/39
 28/39
 29/39
 30/39
 31/39
 1/40
 2/40
 3/40
 4/40
 5/40
 6/40
 7/40
 8/40
 9/40
 10/40
 11/40
 12/40
 13/40
 14/40
 15/40
 16/40
 17/40
 18/40
 19/40
 20/40
 21/40
 22/40
 23/40
 24/40
 25/40
 26/40
 27/40
 28/40
 29/40
 30/40
 31/40
 1/41
 2/41
 3/41
 4/41
 5/41
 6/41
 7/41
 8/41
 9/41
 10/41
 11/41
 12/41
 13/41
 14/41
 15/41
 16/41
 17/41
 18/41
 19/41
 20/41
 21/41
 22/41
 23/41
 24/41
 25/41
 26/41
 27/41
 28/41
 29/41
 30/41
 31/41
 1/42
 2/42
 3/42
 4/42
 5/42
 6/42
 7/42
 8/42
 9/42
 10/42
 11/42
 12/42
 13/42
 14/42
 15/42
 16/42
 17/42
 18/42
 19/42
 20/42
 21/42
 22/42
 23/42
 24/42
 25/42
 26/42
 27/42
 28/42
 29/42
 30/42
 31/42
 1/43
 2/43
 3/43
 4/43
 5/43
 6/43
 7/43
 8/43
 9/43
 10/43
 11/43
 12/43
 13/43
 14/43
 15/43
 16/43
 17/43
 18/43
 19/43
 20/43
 21/43
 22/43
 23/43
 24/43
 25/43
 26/43
 27/43
 28/43
 29/43
 30/43
 31/43
 1/44
 2/44
 3/44
 4/44
 5/44
 6/44
 7/44
 8/44
 9/44
 10/44
 11/44
 12/44
 13/44
 14/44
 15/44
 16/44
 17/44
 18/44
 19/44
 20/44
 21/44
 22/44
 23/44
 24/44
 25/44
 26/44
 27/44
 28/44
 29/44
 30/44
 31/44
 1/45
 2/45
 3/45
 4/45
 5/45
 6/45
 7/45
 8/45
 9/45
 10/45
 11/45
 12/45
 13/45
 14/45
 15/45
 16/45
 17/45
 18/45
 19/45
 20/45
 21/45
 22/45
 23/45
 24/45
 25/45
 26/45
 27/45
 28/45
 29/45
 30/45
 31/45
 1/46
 2/46
 3/46
 4/46
 5/46
 6/46
 7/46
 8/46
 9/46
 10/46
 11/46
 12/46
 13/46
 14/46
 15/46
 16/46
 17/46
 18/46
 19/46
 20/46
 21/46
 22/46
 23/46
 24/46
 25/46
 26/46
 27/46
 28/46
 29/46
 30/46
 31/46
 1/47
 2/47
 3/47
 4/47
 5/47
 6/47
 7/47
 8/47
 9/47
 10/47
 11/47
 12/47
 13/47
 14/47
 15/47
 16/47
 17/47
 18/47
 19/47
 20/47
 21/47
 22/47
 23/47
 24/47
 25/47
 26/47
 27/47
 28/47
 29/47
 30/47
 31/47
 1/48
 2/48
 3/48
 4/48
 5/48
 6/48
 7/48
 8/48
 9/48
 10/48
 11/48
 12/48
 13/48
 14/48
 15/48
 16/48
 17/48
 18/48
 19/48
 20/48
 21/48
 22/48
 23/48
 24/48
 25/48
 26/48
 27/48
 28/48
 29/48
 30/48
 31/48
 1/49
 2/49
 3/49
 4/49
 5/49
 6/49
 7/49
 8/49
 9/49
 10/49
 11/49
 12/49
 13/49
 14/49
 15/49
 16/4



Ussini plates out showed no more
than about 100,000 colonies per cc

13/8/13 Following pure colonies picked off

Col 1	large col	? bacillus	gram	stain
" 2	large col	large microc.	+	
" 3	Spreading col			
" 4	Small col	microc.	+	

Urine plate at 14/11/13 = 4,000,000 per cc
(film urine showed also some cocci? forse)
Six colonies isolated showed as follows

Col	gluc	Lact	Dul	Soal
1				
2				
3				
4				
5				
6				

237

Col 3 isolates 15/11/13 culture on glucose agar
 20 hr growth mixed saline centrifuged.
 upper emulsion 1 part saline 1 part blood 1 part
 slide made

Corp	vac	Corp	vac	Corp	vac
42	2	34	4	53	5
34	1	29	4	62	8
23	0	25	4	57	4
24	1	15	0	40	11
26	0	19	2	51	5
20	2	13	3	32	1
28	6	32	1	36	6
34	4	37	2	54	7
22	4	42	2	34	2
36	3	49	3	36	2
289	23	295	25	455	51

$$\text{Corp} = 1039 : \text{vac} = 99$$

$$\text{so Vacc} = 476,000,000 \text{ per CC.}$$

$$\text{considered } 500,000,000 \text{ per CC.}$$


Vacc contain
discarded

Conf	B	Conf	B	Conf	B
40	15	48	11	31	2
40	11	48	10	26	2
46	8	37	10	35	3
37	9	44	6	28	1
38	6	38	5	25	2
37	10	33	6	33	10
25	5	37	7	36	10
17	0	31	5	30	2
23	4	34	7	39	6
26	2	46	7	30	2
329	70	396	74	313	40


$$\text{Conf} = 10.38. \quad \text{Bac} = 184$$

$$\text{Varianz} = 900,000,000, \text{ per C.C.}$$


239




241




243




245



247



249



251

~~S.~~ White

Saline 1 part Emul 1 part Water 1 part		Slide 1		Slide 2	
Coru	Corp	Coru	Corp	Coru	Corp
199	37				
146	27				
120	19				
191	30				
130	28				
143	26				
186	25				
161	16				
103	30				
175	13				
1554	251				

Value = 31,100,000,000 / cc

D. Reed

Blood 1st Embryo 1st
Slide 1

Corp Baill

18 120

33 124

52 230

35 156

51 212

28 190


217 1032

say 1 Corp to 5 Baill.


 $\therefore 25,000,000,000 \text{ per } C$

Baill were small.


killed @ 60 to 60½ C for 1 hour




255



257




259




261


263



265



267



269







