

'Visits to Cathedral & Minster Libraries [and Bodleian Library]'

Publication/Creation

1903

Persistent URL

<https://wellcomecollection.org/works/pvrhkbtj>

License and attribution

You have permission to make copies of this work under a Creative Commons, Attribution, Non-commercial license.

Non-commercial use includes private study, academic research, teaching, and other activities that are not primarily intended for, or directed towards, commercial advantage or private monetary compensation. See the Legal Code for further information.

Image source should be attributed as specified in the full catalogue record. If no source is given the image should be attributed to Wellcome Collection.



Wellcome Collection
183 Euston Road
London NW1 2BE UK
T +44 (0)20 7611 8722
E library@wellcomecollection.org
<https://wellcomecollection.org>

23 February 1903.

Mr C. J. S. S.

Returned with comments - write and thank him, and if useful ask him how I could identify the tomb he refers to, and is the tomb still intact at Sakkara, or have the pictures etc. been removed to the Museum in Cairo, etc. etc.

20 February 1903.

Sent by book post :-

495. Papers from Mr Linstead.

Reports from Dr Power and Mr Linstead re improvements in 'Dartring' 'Lanoline' Ichthyol and Pine Tar Soaps; enquiries addressed to them in accordance with your instructions; other replies will be sent you as received.

Draft letter to Messrs Chambers, suggested by Mr Sebastian.

Translation of letter from Prof. V. Loret.

Translation of letter from V. Loret, Prof. a l'Universite de
Lyon, 10 Quai Claude Bernard, Lyon, dated 16 February
and received here 19 February 1903

Pardon me for having allowed so much time to elapse
before replying to your esteemed letter of January 3rd last
which only reached me after considerable delay as it had been
addressed to the Louvre Museum in Paris while I am a Professor
at the University of Lyon. First of all I thank you for your
book which has greatly interested me.

As regards documents on medicine you know doubtless
the Ebers Papyrus and its translation by Joachim, the Berlin
medical Papyrus, the two or three fragments of medical papyri
which are in the British Museum and a treatise on veterinary
practice recently published by Griffiths. [X] I discovered in
Egypt at Sakkarah a tomb containing clinical pictures,
surgical operations, circumcision, etc. but copies of these
have not been published nor have I a copy of them. You would
have to apply to the Museum of Antiquities in Cairo. [X] Further,
I have published through Baillière, 19 Rue Hautefeuille, Paris,
a book entitled "l'Égypte au temps des Pharaons" of which a
whole chapter is dedicated to medicine and magic. Perhaps you
can obtain it, the price is only 3.50. I regret that for a
long time I have not had a single copy or I would have sent you
one with pleasure.

Ans. X you can write to the man at
Gizeh Museum Cairo who took the ^{sun} photo pictures
for particulars of these or have Mr. Johnson's address
probably there are on the walls of the tomb still
at Sakkarah - or perhaps removed to Cairo
Sakkarah is very near Cairo -
ask for his terms for photos of
all including his negatives -
Emil Brugsch Bey
Conservator of the Gizeh Museum

8 MAR 1903

Prof. V. Lorea says in letter Feb 19.03
Lyon.

I discovered in Sakkarah a tomb containing
clinical pictures, surgical operations,
circumcision etc but copies of these have
not been published - You would have to
apply to Museum of Antiquities in Cairo.
I have published through Baillière Paris
a book "L'Égypte au temps des Pharaons"
of which a chapter is dedicated to medicine
Ancient.

Lyon, 16 février 1903

Monsieur,

Excusez-moi d'avoir mis tant de temps pour répondre à votre aimable lettre du 3 janv. dernier. Elle m'en est du reste arrivée avec beaucoup de retard, car elle était adressée au Musée du Louvre à Paris, tandis que je suis professeur à l'Université de Lyon. Je vous remercie, tout d'abord, de votre livre, qui m'a grandement intéressé.

Pour les documents sur la médecine, vous connaissez sans doute le Pap. Ebers (et sa traduction par Joachim), le Pap. médical de Berlin, les deux ou trois fragments de pap. médicaux qui sont au Brit. Museum, et un traité sur l'art vétérinaire récemment publié par Griffith. J'ai découvert en Egypte, à Saggarah, une tombe contenant des scènes de clinique, opérations chirurgicales, circoncision, etc. Mais ces scènes ne sont pas publiées, je n'en ai pas la copie, et il vous faudrait vous adresser au Musée d'Antiquités du Caire. Enfin, j'ai publié, chez Baillière, 19 rue Hautefeuille, Paris, un livre intitulé "L'Egypte au temps des Pharaons", dont sont un

chapitre est consacré à la médecine
et à la sorcellerie. Peut-être pourriez-
vous vous procurer cet ouvrage, dont
le prix est modique (3^f50) ; Je regrette
de ne plus, depuis longtemps, en avoir
d'exemplaires. Je vous l'aurais envoyé
avec plaisir.

Veuillez agréer, Monsieur,
l'assurance de mes sentiments distingués.

V. Loret
Prof. à l'Université de Lyon
10 quai Claude Bernard
Lyon

*W. C. F. J.
Please attach
to reply*

3rd January 1903.

Dear Sir,

I am very deeply interested in the origin and development of the sciences in ancient Egypt, especially in connection with Astrology, Alchemy, Medicine and Surgery, and should esteem it a great favour if you would kindly inform me of any sculptures, carvings, paintings, or papyri having reference to these subjects, which there may be in the Museums or in private collections within your knowledge. I shall also be grateful to you if you can let me have any information about the early physicians of Egypt, and if you can tell me of any pictures of them. I will, of course, bear any expenses incurred in procuring the above mentioned information. Perhaps you can delegate some member of your staff to obtain it for me.

I beg your acceptance of the enclosed booklet*, the text of which will indicate to you the direction of my interest in the matter.

Thanking you in anticipation, and wishing you continued success in your great work,

I remain,

Yours faithfully,

P.S. In addition to the above, can you refer me to any matter illustrating or bearing upon the cure of the sick, or representations of chemical and technical operations and apparatus, surgical instruments, etc. of the early Egyptians.

W. Victor Loret.

* forwarded under separate cover.

Lyon, le 6 mars 1903.

Monsieur,

La tombe dont je vous ai parlé
a été découverte par moi à Saggarak,
en 1897, alors que j'étais Directeur
général du Service des Antiquités de
l'Égypte. Cette tombe, qui date du
commencement de la VI^e dynastie,
est au nom de Her-ânkh-mâ,
autrement dit Sesâ. Je l'ai fait
déblayer en entier. Depuis mon
départ de l'Égypte, on y a fait
mettre une toiture, une porte de bois,
et elle est à la disposition de tous
les voyageurs qui visitent Saggarak.
Vous pourrez donc copier ou photographier
vous-même les bas-reliefs en quartzite,
ou en charger quelqu'un.

Reuillez agréer, Monsieur, l'assurance
de mes sentiments distingués.

Victor Loret

Translated

The tomb to which I referred
was discovered by me at
Sakkarah in 1897 -

It dates from the beginning of
the 6th dynasty his in the
name of Her-Ankh-ma
or Sesi

Should it removed bodily -

Since my departure from Egypt
they have had a wall
put over it for wooden door.
It is visible to anyone
who visits Sakkarah.

Translation of letter from Victor Loret dated Lyon,
March 6th. 1903 and received here March 9th. 1903.

The tomb to which I referred to was discovered by me at Sakkarah in 1897 when I was Director General du Service des Antiquites de l'Egypte. This tomb which dates from the beginning of the sixth dynasty is in the name of Her-ânkh-mâ or Sesà. I had it ~~removed~~ ^{covered} Since my departure from Egypt they have had a roof put over it and a wooden door and it is visible to anyone who visits Sakkarah. You can therefore copy or photograph the bas-reliefs in question or get someone to do it for you.

WLB

WLB

I wrote Brugsch Bey of the Gizeh Museum to know if this tomb was in the Museum & if he could photograph it - On receiving his reply I will write again giving him these details C. D. T.

9 MAR 1903

Libraries with manuscripts
Hanover University - Göttingen
Strasbourg "

Algiers - very rich in Arab. mss.

Angers in Benedict Monastery

Cairo Bibliothek Khedive
very rich Arab. mss.

Leyden

Dresden

(St. Gallen Austria)

St. Petersburg

B.M.

Libraries in Catalogues of MSS.

- | | | | |
|-------------|-----------------|-----------------------------------|---|
| X | Hanover | University - State | ✓ |
| X | Strasbourg | " | o |
| | Algeria | rich in Arab. MSS. | ✓ |
| X | Augsburg. | Benedictine Monastery see Bader's | ✓ |
| | Cairo | Bibliothèque Khediviale very rich | ✓ |
| X | Bamberg | University - in Arab. MSS. | ✓ |
| | Leiden. | University | |
| X | Dresden | Royal Lib. very rich see Savoy's | |
| X | St. Gallen | Austria | o |
| | St. Petersburg | Normal School | ✓ |
| X | Copenhagen | Royal Libs. very rich | ✓ |
| | Lainz | near Vienna old MSS. | o |
| monasteries | Kremsmünster | " | ✓ |
| | Klosterneuburg. | " | o |
| | Heiligenkreuz | " | o |
| | St. Florian. | " | o |
| | Melk. | " nothing | ✓ |
| | Gotteneck | " | o |
| | Lambach | " | o |
| | Zusethl. | " | o |
| | Schärdersheim | Baden Austria | |

1.) Familien Fideikommissbibliothek
Wien 1/1 Burgtheater, Neue Hofburg
Direktor Dr. Franz Schöner

2.) Allertina 1/1 Augustinerbasti
Nr. 6.

Direktor Dr. J. Meder.
Sammlung berühmter Ärzte
mit medizinischen chirurgischen
Kupferstichen. -

4.) Wissenschaftl. Zentral Bibliothek
1/1 Rotheumgasse 19

Jan Ingenhousz

Opera

Bamberg
Würzburg
—

Dr. J. J. Johnson
Gandhi Kongerigla

Kremsmünster (Westbany)

Klosterneuburg Franz Josef Bahn 1/2 Meil

Heiligenkreuz via Mödling } South Railway
via Baden }

St Florian bei Enns (Wirthbauer).

~~Gotteneck~~ (Milk)

Gotteneck.

Zmottel Franz Josef Railway

Lambach

Libraries in France Mss.

Rouen

964 (1.9) *Historia universalis* *Generum american* 1687.
number of figures

N^o 47.

BERICHT OP SCHRIJVEN VAN

RIJKS MUSEUM VAN OUDHEDEN.

Leiden, 4 Mars 1903.

ONDERWERP

Photographies.

BIJLAGE

Monsieur

J'ai le plaisir de vous informer que j'ai expédié à votre adresse, comme colis postal, valeur assurée, les 16 photographies du papyrus magique.

Espérant que ces copies vous satisferont, je vous prie d'agréer l'assurance de mes sentiments bien dévoués.

I hereby inform you

Le Directeur du Musée
Pour le Directeur
Le Conservateur au Musée
P. A. A. Boeser

3, Hoveden Road,
Walm Lane,
W. Hampstead,
London, N. W.

21st January, 1903.

Dear Sir,

Many thanks for your reply and the information contained therein respecting "Papyri Graeci". I have examined Dr. Leeman's work, but he does not give what I require, viz., a fac-simile of the papyrus on magic. Before ^{instructing} ~~making~~ your photographer ^{to} photograph the entire 16 sheets of papyrus, would you kindly ask him to first submit one photograph as a specimen in order to see ^{if} the reproduction is clear enough to answer my purpose.

Will you also be good enough to let me know if the price you mention, viz., £3 for the 16 sheets, includes the negative, also on receipt of the specimen photograph with a statement of cost, I shall be pleased to forward money order for the amount.

Thanking you in anticipation of your kind attention.

I remain,

Yours very respectfully,

Dr. P. A. Baeser,
Rijks Museum van Oudheden,
Leyden.

N^o 16

RIJKS MUSEUM VAN OUDHEDEN.

BERICHT OP SCHRIJVEN VAN

15 Janvier 1903.

Leiden, 17 Janvier 1903.

ONDERWERP

Papyrus magique.

BIJLAGE

Monsieur,

En réponse à votre lettre du 15 Janvier, Monsieur Pleyte m'a chargé de vous informer que le Musée de Leide ne possède, parmi les "Papyri Graeci", qu'une papyrus qui traite de la magie.

Ce papyrus, consistant en 16 paginas, a été publié en transcription, non pas en facsimile, par feu Mr. le D^r. C. Leemans, le précédent Directeur du Musée, dans "Papyri Graeci" "Musei Antiquarii publici Lugduni-Batavi

Batavi, Tomus II, 1885, pag. 204 et
suivantes.

Il ne consistent pas des photographies
de ce manuscrit; le photographe
du Musée m'a pourtant informé
qu'il veut photographier ce papyrus,
sur plaques orthochromates, et
livrer une empreinte de chaque des
16 planches, au format 24 x 30, grandeur
naturelle, au prix de £ 3. = florins
36.30 monnaie néerlandaise).

En attendant votre réponse, je
vous prie, Monsieur, d'agréer l'assu-
rance de mes sentiments bien
dévoués.

Pour le Directeur
Le Conservateur au Musée
D^r P. A. A. Baeser

In reply to your letter
of the 13th inst. Mr. Pleyte
has entrusted me to advise
you that the Leyden Museum
in its collection of Papyri
Graeci has only one which
treats of magic.

This papyrus consisting
of 16 pages has been transcribed
(not published in facsimile)
by the late Dr. C. Leemans,
former director of the
Museum in *Papyri Graeci
Musci Antiquarii publici
Lugduni - Batavi* vol 2-1885
pp. 204 et seq.

It does not comprise photos
of this manuscript - The
Museum photographer has
however informed me that

he will photograph this
map on an orthochromatic
plate & let you have a copy
of each of the 16 sheets size
24 x 30 ordinary size @ L 3 =
36 30 florins Netherlands currency
Awaiting your reply etc

Dr. W. Pleyte

Director

~~Reg~~ Rijks Museum Antiquities

~~at~~ Leyden

15 JAN 1903

Sir

I am much interested in
the Papyri Graeci you have
possessed in the Leyden
Museum especially those
dealing with ^{the subjects} Alchemy &
Magic -

Will you kindly inform me
at your early convenience
if I could obtain a complete
set of photographs of all
the papyri you have at
Leyden on those subjects and
what the cost would be

Thanking you in
anticipation

I am

faithfully yrs

BERICHT OP SCHRIJVEN VAN

21 Janv. 1903.

Leiden, 28 Janv. 1903.

ONDERWERP

Papyrusmagique.

BIJLAGE

Monsieur!

En réponse à votre lettre du 21 Janv. j'ai l'honneur de vous informer que, dans le nommé prix de £ 3.. ne sont pas compris les négatifs, quoiqu'ils restent à votre disposition en cas que vous en désiriez plus d'empreintes.

Je vous expédie en même temps une photographie d'un fragment de la 1^{ière} page du papyrus, comme échantillon, pour que vous puissiez juger de la clarté des caractères.

L. E.

Cet échantillon ne coûte rien.
Je vous prie, Monsieur, d'agréer
l'expression de mes sentiments
bien dévoués.

Le Directeur du Musée

W. A. G. T.

Mr. Wallace.

I send herewith Dr. Pleyte's reply
to my letter asking if the price of £3
for photo's of the ~~Papyrus~~ Papyrus
included the negatives -

I also send the specimen photo
he has sent. ~~which is all the~~
of the remainder of the photos
are as clear as this one
there will be no difficulty
in identifying the symbols from
them.

There are ~~five~~ ^{five} other papyri at
herden having reference to
Alchemy but the Papyrus X
of which the photo enclosed
is a fragment is stated to
be the best.

Within the last few days I
have compiled a list of
the earliest M. I. known as
Alchemy they are contemporaneous
with the 'Papyrus Graeci' at
herden. ^{ca. 300 A.D.} Some of these contain
a large number of drawings
of apparatus, magic signs
& symbols - Those at the

Library of the Escurial at -
Madrid have not been described.
& are guarded very jealously. C.F.S.

Duplicate.

Translation of letter from W. Pleyte of Leyden to Mr. C. J.


S. Thompson, dated January 28th and received here

January 30th, 1903.

In reply to your letter of the 21st inst., I beg to inform you that the price named of £3 does not include the negatives, although they are at your disposal in case you require further copies.

I send you a photograph of a portion of the first page of the papyrus as a specimen so that you may judge of the clearness of the characters. This specimen is free of charge.

I beg you to accept, etc., etc.



Mr Wellcome.

I send herewith Dr Fleyte's reply to my letter asking if the price of 23. for photos of the Papyrus included the negatives.

I also send the specimen photo he has enclosed. If the remainder of the photos are as clear as this one there will be no difficulty in identifying the symbols from them.

There are five other Papyri at Leyden having reference to alchemy but the Papyrus X of which the photo enclosed is a fragment is stated to be the best.

Within the last few days I have compiled a list of the earliest MS. at present known on Alchemy, they are contemporary with the Papyri Graeci at Leyden, viz: 800 A.D. Some of these contain a large number of drawings of apparatus, mystic signs, and symbols. Those at the library of the Escorial at Madrid have not been described, and are guarded very jealously.

(signed) C.J.S.T.

30 January 1904.

12 February 1903. Page 2.

13th February 1903.

or 2 = ?

Replying to your enquiry at the side of
395. clause N°346 (7 Feb:) we would say that
the sixteen photos we are having done at
the Leyden Museum are of one papyrus only, which
consists of sixteen pages, viz: the Papyrus X
which is the principal one on Alchemy and Magic.
They have eleven or twelve other Papyri at Leyden
X but only a few of them refer to Alchemy. These
are all described in Leeman's two volumes but are
not reproduced in fac-simile.

RECEIVED
16 FEB 1903

Mr. Wellcome

12 FEB 1903

at Heyden Museum

The 16 photos we are having done, are of
^{in essence} one papyrus only, viz: Papyrus X, which is
the principal one ~~that~~ on alchemy & magic.
They have eleven or twelve other papyri
at Heyden but only a few of them refer to
alchemy. These are all described in Heilmann's
two volumes but are not reproduced in
fac-simile.

12 FEB 1903

C. J. T.

BIBLIOTHÈQUE
IMPÉRIALE PUBLIQUE.

St. Petersbourg, le 27 juin 1909

*Recd.
28 JUN 1909*

Monsieur

*En réponse à votre lettre du 5 juin j'ai l'honneur
de vous informer que la Bibliothèque Impériale Publique
possède plusieurs "Herbiers" avec des excellentes miniatures.
Quand vous viendrez à St-Petersbourg, vous pourriez les
photographier.*

*Agréez, Monsieur, l'expression de ma parfaite considé-
ration.*

Le Directeur ROBKO. —

*Monsieur C. F. S. Thompson
Londres.*

Translation.

St. Petersburg

Dear Sir,

In reply to your letter of June 6th
I have pleasure in informing you
that the Imperial Library contains
several "Herbals" with excellent
miniatures, which when you
come to St Petersburg, you will
be able to photograph.

Believe me,

Faithfully yours,

Carron

Murstoni

Extract of a letter from E. Bosdin Leech, Secretary of the
Library Committee of the Manchester Medical Society, 16, St. John
Street, Manchester.

"The Library possesses many books of historical interest
which are unfortunately but little noted, and if you are in
Manchester, the Librarian or I will be only too pleased to show
them to you".

Pharmacia Epineci 46

7.	50	90.
5.	100	100.
1.	20	20.
4.	10	10.
8.	15	19.
2	20	20.
- 11	12. 10	10
10.	10	10
16.	10	10
15.	20	20
- 14	19. 25	29
23.	30	30
22.	20	20
21.	25	29.
47.	10	10.
48.	10	10
49.	10	10.
54.	10	10.
97.	10	10.
53.	10 -	10
52.	5 -	9.
57.	10 -	10
2 Vol.	55 - 10 -	10
2 Vol.	71. 40 -	40
2 Vol.	78. 25 -	29
89.	20 -	20
90.	14 -	14
92.	20 -	20
93.	15 -	19
<u>584</u>		<u>984.</u>

584		
82.	20.	20
<u>604</u> per		
604		
83.	29.	25
96.	20.	20
34.	30.	30
26.	20	20
6.	20.	20
37.	29.	25
38.	10.	10
30.	11	15 -
31.	20.	20
36.	10	10
40.	19.	15
35.	20.	20
39.	9.	5
27.	9.	5
41.	29.	25
42.	29.	25
<u>894.</u> 894.		

- 1 Pharmacop.
Amstelredamensis 1636. 20
avec trait. de Leste. H. Florentin.
- 2 Jacques Silvius 1603. 20.
manque l'indice.

3 ~~9. Rationales T. Willis 1678 426p.~~
~~1674 330p.~~

4 Val. Cordi. Plantin 1608 10.

5 Joh. Placotomum. Antv. 1660.
rare 100.

6 Ph. Panzerum - Edinburg. Lipsiae 1740
avec frites de la Motte. 1770 20.

7 Codex Parisiensis 1648 10
Belle reliure.

8. Ultrajectina Pharm. 1664. 10.

10 Ph. Belgique La Haye 1829 10.

11 { Manualis Antv. 1812

12 { Manuelle Brux. An. 9. 10

13 ~~Codex 1832.~~

14 ~~Carbancell. Elan de Pharm. P. 1812~~

15 Ph. Batava - Amstel. 1808. 20

16 Code Pharmaceutique. Parmentier 25
Paris 1807 10

17 ~~Ph. Gandavensi~~ 1756.

18 " " 1786

19 ~~Taux Dr. Drogner. Jan 1787~~ 28.

~~20 Lemery. Amst. 1717~~

21 Vitet Lyon 1780 29

22 Belgica 1823. 20.

23 Insulensis. Lille 1772 30.

~~24 El. Ph. Baume 1797.~~

~~25 " " 1790.~~

26 Ph. Accompli de Banderon

X par Meysonnier Lyon 1697
Hospitice Gravé. 20.

27 Ph. Castensis Broussia

Berolini 1808 S-

28 ~~Ph. Medicus de Londres~~

X ~~1837 Maillet Paris 1837~~

~~Latina et Francica~~ S-

29. ~~Pharm. Ph. de Londres~~
~~par O. Fiquier. Paris 1841~~ S-
- 30 Ph. Galenica Chymica
 Apotheker en Alchymiste
 Antwerpen 1667 15-
- 31 Ph. Bruxellensis. Pontish. 1702
- 32 ~~Ph. Londinensis~~ 1771. ~~20~~
10
- 33 ~~Ph. des Bogmaticornes~~
~~par J. de Chesne Rouen 1639~~
- 34 Ph. ^{30.} Bogmaticornum Paris 1607 30
- 35 Pharmacia Galenica. Chymica
 Apotheker ende Alchymiste ~~20-~~
pat.
 Rotterdam 1661.
- 36 Londonsche Apotheek
 Amstel. 1748 10
- 37 Pharm. Bruxellensis 1641
 Pontishice. 28-
- 38 Ph. des Pauvres Paris 1787 10
- 39 " " Nancy 1784 8-
 derel.

- 27
 40 - ~~X~~ Ph. Londinensis 1746. ~~18.~~
~~Montif.~~
 41 ~~X~~ Codex Montensis 1788. ~~25.~~
 42 ~~X~~ ~~Leba. Ph. Veter. Paris 1816~~
~~8.~~
 43 ~~X~~ Ph. Leodienis. Leodi 1741.
~~28.~~
 46 Ph. Edinburgensis 1722.
 47 Nouvelle Pharmacopée
 abrégé de Médéc. Pratiques
 Traduit de l'Anglais par S.M.
 Paris 1783 10.
 48 Pharm. Spagyrical
 Glaubers. Amstel. 1664. 10
 49 Ph. de L'Hôtel Dieu de Paris 1783 10
 50 ~~Ph. Th. Fuller. Amstel. 1781.~~
 51 ~~Formulas Medicamentorum~~
~~Francop. 1781. 10.~~
 52 Manuel du Pharmacien
 par Bouillon-Lagrange 1803.
 P.

93. ~~Ph. Bateana~~
 Venetiis 1703. 10
 frontispicium remoué.
- 94 Ph. Medici 10.
 Joanne Berkenhout. Lond. 1768.
- 95 Reuss Dispensatorium
 Universale. Argentorati 1791
 2 Vol. 10.
- 96 ~~Ph. Chirurgica.~~
 Viennae 1782
- 97 Ph. Austriaco-Provincialis
 Viennae 1794 10.
- 98 ~~Ph. Austriaca Ed. Sexta~~
 Viennae 1869
- 99 ~~Ph. Neerlandica~~
 1871 Ed. altera Hagae Com.
- 60 Ph. Germanica. Berolini 1872
- 61 " " Ed. III. Berolii 1890
- 62 ~~Ph. Szpitalna. Warszawie~~
 1860

63. ~~Ph. Helvetica~~

~~Scaphusia 1868.~~

64 L'immense Tréfor
des Reettes et provides
par Chevalier Ph^m

Saintes 1854.

65 ~~Ph. officinalis extemporanea~~
~~by John Quincy.~~

~~Londra 1726.~~

66 ~~Edinburgh New Dispensatory~~
~~Edinburgh 1788.~~

67 ~~Ph. of the United States~~
~~1883.~~

68 ~~Ph. Belgica 1840 Sordraci.~~

69 ~~Ph. de Charas 1717~~

Compte à part = 6:

70 Formules pour le grand Hotel Dieu
de Lion par Garnier. Liege 1716.

71. Lexicon Galeno-Chymico-
Pharmacentium of
Apothekers Woordenboek
door Kornelis Elzevier.
Amsterdam 1788

2 fros vol.

Frontispice et tête de page de
Philips.

40.

72

~~Cours de Chymie
par Lemery.~~

~~nouv. édition revue par Baron.~~

~~Paris 1787.~~

~~manuscrit état.~~

~~Planches et 1 grav. l'alchimiste
de Téniers.~~

73

~~Practice of Pharmacy
Philadelphia 1888.~~

74

~~Ph. Schroder.~~

~~Lugduni 1649.~~

~~frontispice.~~

75

~~id.~~

~~1672~~

~~Frontispice~~

76. Ph. Augustana
reformata
par Zwelfer - 1692
à Ca. fin. Frontillie.
Ph. Regia -

77 ~~Codep 1818~~

78. ✓ Ph. de Londres
Paris Diot 1771. 28
Lomes 1 et 2 seulement.

79. ~~Lexicon
Stephani Mancardi
Lugdun Bat. 1786.
Extrait.~~

80. ~~Manuale Pharmaceuticum
Hr. Hager.
Vol. primum. Lipsiae 1878.~~

81. ~~Pharm. Chirurgicale 1771
2 Lomes
Traduits de l'Anglais~~

82. Ph. de Bandon
par Sauvageon. Lyon 1670 ²⁰

83 ~~✓~~ id. par
François Verry Lyon 1672. ²⁹
~~23~~

84 ~~formulaire~~ Magistral
par Ben. Cadet de Jassieourt
Paris 1838.

85 ~~Ph. Française~~ ou Code
des Médicaments.
Paris 1819 -
Traduction en Français du Code de 1818

86. ~~Pharmac~~ Lemer
2^e ed. Paris 1773.
~~Préface~~

87 ~~Ph. Lemer~~
4^e ed. 1784

88. ~~Lemer~~
Dict. des drogues 1760

89. *Taxatio Medicamentorum* 33
Torraci 1786. 20

90 *Parenti Bosium.*
Venetiis 1792. 14.

91 ~~*Codex Ph. Lanibienis*~~
~~Ed. Quinta Paris 1758~~

92 *id.* 1732. 20

93 *Ph. Wirtembergica* 1798.
Stuttgartiae. 19

94 *Ph. Londinensis*
1720. u.
~~ont manuscrite de l'Etat?~~

95 *Ph. Juybert Apoth. Charitable.*
L'apothicaire Charitable etc
Paris 1660. Portrait ajouté

96 *Medicine Domestique* 20
L'apothicaire Charitable etc 20
par Girard de Blagny. Genève 1673.
Prix de Médicaments.

Memo from Mr G.J.S. Thompson.

The Stele of a doctor to a king of the 5th dynasty M. Maspero alludes to here, is that of our old physician Sokhitnionkhu again. I have read the translation given by Maspero in the Proceedings of the Archaeological Society of London, and used it.

We have already written Dr Olfele, whose address we have. Berthelot's works I am familiar with.

Regarding the reference to Bouche-Leclercq, that work I also know and am about to get translated, but there is very slight reference to Egypt.

29 January 1903.


Translation of letter from G. Maspero, Service des Antiquités,
dated Assouân, January 17th and received here January 29th
1903.

I have received the pamphlet which you have been good enough to send me and thank you for it. I have gone through it carefully and it has enlightened me as to the course of your studies.

Our Museum is somewhat deficient in documents of the kind for which you ask; we have, however, the stele of a doctor to a king of the 5th dynasty, with his portrait (see page 5, No. 72 of the new visitor's Guide of the Cairo Museum); I gave a translation of it about 1888, in the Proceedings of the Archaeological Society of London. It is the only thing of this kind that I know. As regards medical manuscripts, the principal one is the Ebers Papyrus, which doubtless you know and which has been carefully translated into German by Dr. Joachim. I am unfortunately not sufficiently educated in medical matters to be of much assistance to you in this, but you can get full information by writing to Dr. Olfele of Bonn, who makes a special study of Oriental medicine. I have not his address by me, but my colleague and friend, Mr. Wiedemann, 2 Königstrasse, Bonn will get it for you, if you will kindly write him.

As regards alchemy you doubtless know the works of Mr. Berthelot on the Greek alchemists, where he has put together all that is known of Greek alchemy. And then as regards astrology I would refer you to the book written by Bouché-Leclercq on Greek astrology in which you will find papers relating to Egyptian astrology. As my library is in Paris, I am unable, to my regret, to give you more precise information.

Please accept, etc., etc.



SERVICE
DES
ANTIQUITÉS

Assouan Palais de Guiseh, le 17 Janvier 1903

Monsieur,

J'ai reçu l'opuscule que vous avez bien voulu m'adresser et je vous en remercie. Je l'ai parcouru avec intérêt et il m'a orienté sur la direction que suivent vos études.

Notre Musée est pauvre en documents du genre de ceux que vous me demandez. Nous possédons pourtant la stèle d'un médecin d'un roi de la VI^e dynastie, avec son portrait (p. 5, n° 72 du nouveau Guide du Visiteur au Musée du Caire); j'en ai donné la traduction vers 1888, dans les Proceedings de la Société d'Archéologie Biblique de Londres. C'est le seul monument de ce genre que je connaisse. Pour les manuscrits médicaux, le principal est le Papyrus Iers que vous connaissez sans doute et qui a été traduit complètement par M. le Dr Joachim

en Allemand. Je ne suis malheureusement pas assez versé
aux choses médicales pour vous être de grand secours sur
ce point. Vous aurez tous les renseignements en vous adressant
à M. G. Dr. Offele de Bonn, qui fait une étude spéciale
des médecines orientales. Je n'ai pas son adresse, mais mon
confère et ami M. Wiedemann, 2 Königsstrasse 2
Bonn, vous la procurera si vous voulez bien vous adresser
à lui.

Pour l'Alchimie vous connaissez certainement les
ouvrages de M. Bertholet sur les Alchimistes Grecs
où il a réuni tout ce qu'on sait de l'Alchimie grecque.
Enfin je vous renvoie pour l'Astrologie au livre de
Bouche' Leclerc sur l'Astrologie grecque où vous trou-
verez exposés les documents relatifs à l'Astrologie égypti-
enne. Ma bibliothèque étant demeurée à Paris, je ne
puis vous donner, à mon regret, d'indications plus précises.

Veuillez agréer, cher Monsieur, l'expression de ma
considération la plus distinguée,

Plasperi

Translation of letter from the Librarian, St. Mark's Library,
Venice undated, received here March 13th. 1903, addressed to Mr.
C.J.S. Thompson.

1
io
f
This library has several manuscripts on alchemy - the greater proportion, about one dozen are in Latin and there are a few in Greek and Italian. The principal one is a Greek codex of the XI century (Greci Fondo Antico 299) which contains essays by Stefano Alessandrino, Eliodoro, Teofrasto, Archelao, Pelago, Zosimo, Olinpiodoro etc. The Latin and Italian manuscripts contain a number of signed and unsigned essays both original and translated. Amongst the best known medieval authors there are Alberto Magno, Raimondo Lullo, Arnaldo da Villanuova, Ermete and Cristoforo da Parigi.

An Italian song on the philosopher's stone by a certain Daniele da Giustinopoli (Capodistria) of the XIV century, a song contained in the codex Lat. Fondo Antico 326 and reproduced and preceded by an article by O. Zenatti in the Archivio-storico per Trieste, l'Istria and Trentino (O. Zenatti, "A Capodistriian song of the XIV century on the philosppher's stone" Vol.IV 1895 pp81/117) By the same Zenatti there is also another article which may interest you "New alchemical rhymes" which appeared in the periodical "Il Propugnatore" new series vol.IV 1891, pp.387/414 where are printed for the first time various alchemical poetical compositions contained in two codices 943 and 3674 in the Riccardiana Library in Florence.

Am

There are a large number of early Alchemical M.S.
at St-Marks as they are mentioned by Berthelot as being
most important - I asked the librarian in my letter to
mention those that had drawings of symbols & apparatus
but he seems to have misunderstood the question - C.J.S.

13 MAR 1903



Egregio Sig. E. T. S. Thompson,

Londra

questa Biblioteca possiede vari manoscritti d'alchimia. Il maggior numero, una dozzina circa, sono latini; qualcuno greco ed italiano. Principalissimo un codice greco del secolo XI circa (Greci. Fons antico-299), che raccoglie scritti di Georgio Alessandrino, Elodoro, Teofrasto, Archelao, Pelagio, Isidoro, Chimpro, ecc. ecc. I manoscritti latini ed italiani ci offrono moltissimi trattati e trattatelli, con designazione dell'autore ed anonimi; originali e tradotti. Tra i più not. autori medievali vi appaiono

Alberto Magno, Raimondo Lullo Anal
da Villanova, Ermete e Cristoforo da
Parigi:

Una canzone italiana sulla pietra filo-
sofale, di un tal Daniele da Giustinopoli
(Capodistria) del secolo XIV, canzone conte-
nuta nel codice marciano Lat. Pontan-
ico. 326, è riprodotta e preceduta da uno stu-
dio di V. Zenatti nell' "Archivio Storico per
Frieste, l'Istria e il Trentino", (V. Zenat-
ti, Una canzone capodistriana del secolo
XIV sulla pietra filosofale - in: "Arch. storico
ecc.", vol. IV (1895), pp. 81-117). Dello stesso
Zenatti, le potrà pure interessare un altro
articolo, "Nuove rime d'alchimisti", appar-
so nel periodico "Il Prognatore" (Nuova Serie

vol. IV, parte 7 (1891), pp. 387-414), Dove sono
per la prima volta stampati vari componi-
menti poetici d'alchimia, contenuti in
Due codici (n. 943 e 3674) della Biblio-
teca Riccardiana di Firenze.

Con perfetta stima

IL BIBLIOTECARIO

Mormann



REAL MONASTERIO

DE

SAN LORENZO DEL ESCORIAL

Mr. W. J. L. Thompson.

1 de Marzo de 1903.


PP. AGUSTINOS

Muy señores míos: he registrado todos los catálogos de manuscritos de esta Biblioteca del Escorial y con el título expreso de alquimia sólo he encontrado el siguiente: Super Alchemiae artem Raymundi Lullii y otro titulado De auro potabili.

Posee esta Biblioteca muchos manuscritos de medicina y es posible que en alguno de ellos se trate también de alquimia. Pero como V. ve, es trabajo largo y difícil.

No sé de cierto, pero supongo que en la Biblioteca Nacional de Madrid, habrá algunos manuscritos de alquimia

En s. s.
P. Guillermo Antoline
D. P. A.



C. J. ST

Sept. 1903

Visits to Cathedral + Minister libraries

Sept- 1903

The Bodleian Library - Oxford.

No more beautiful & harmonious home for ancient books could be found anywhere than the Bodleian library - The very atmosphere breathes of the past & its surroundings are unique - Of the various collections of M.S. here examined the Ashmolean is the richest - in ^{early} medical, chemical, & scientific works.

See Macray's index to catalogue -

The following are the most important M.S. examined.

Ashmolean M.S. 399.

A remarkable work written about 1291 containing a treatise on Anatomy called "Liber de corporis humani fabrica cum pectoris sub hisce capitibus distributus -

It is illustrated by five drawings in

C/27
W/OP01882

London

Jan 15 1926

Midland Bank Limited

129, NEW BOND STREET, W.1

Pay to the order of Mr. D. S. Davies

20 JAN 1926

Five pounds

L 5-17-2

M 1778





Herbert Hanks


Amount taken as

20 JAN 1926

£ 5. 17. 7

BARCLAYS BANK LIMITED.

N.O. 88.



with partly coloured: as follows.—

- I. Historia venarum
- II. Hec est historia arteriarum seu procedunt
ex corde.
- III. Hec sunt historice ordinis diversorum
ab invicem.
- IV. Hec est historia nervorum.
- V. Hec est historia lacertorum suos
fusi- Dominis ut vacuum replent.
Item pectae viscerum delineationes

Bound with above are eight outline
drawings depicting a woman seized
with sickness & her death.

**Many blank pages exist throughout this book,
only pages with text have been captured.**

Arch. No. 1. 1498

Early work on Pharmacy by Richard Bloxham
"Of Substance of medicines"

The treatise is grouped under the following heads. —

Of ~~great~~ ^{subtile} substances — (that medicine that is soon dissolved.)

list of medicines & subtile substances

A great substance is that medicine which is not soon dissolved —

list of great substances

Of pleasurable substances

Medicines — of sweet flavour

" " bitter "

" " salt "

" " sharp

Of styptick

Of strengthening or feeblyng of one another.

Of putrefactive medicines

(Putrefactive medicine is that whose action corrupts & complexion of the spirit of the members)

Of digestive medicines —

Arch. M.S. 1511

A 'beastary' written on vellum about the year 1200 - It is illustrated by a large number of remarkably fine drawings in colour with gold backgrounds. They represent animals, birds & fishes many being very curious. It is in beautiful condition & a wonderful specimen of the illuminators' art at that early period -

Arch. M.S. 1487 X

Contains an apothecaries prescription book dated for the years 1588, 1589 & 1590..

It consists of 20 pages each being ruled down the centre & is written in a clear hand.

Each prescription is headed with the name of the patient for whom it was written & by its side the name of the doctor who prescribed it. The book evidently belonged to ~~an~~ an apothecary in the city of London, probably living in Cheapside. The following are

some of the prescription headings

Anno 1588

For my Lady Ramsey.

Ry Agnus Celestis menthiole. ℥iii

℥r Symplicitis Cervi ℥i

Dr. Volpe. Ag Buglossi et
" Aurantia ana ℥ij

Mucci fiat potio.

"For one in Hold Baylie"

For Mr Cole in Broad Street

For my Lady Stafford

For a merchant in Broad St. Mr Curtis.

For Mr Gorge at West gate

For Mr. Webb in Northbury

For Mr. Stokes in Lumbull St

For Mr. Frintly in White Cross St

For Marten my Lord Mayor's man.

For Mr. Sparrow in Chapeide

In a 16th century M. S. are the following recipes
for making Black Ink

To make good black ink - poured

Take of rain water $\frac{1}{2}$ gallon, of galls 6 oz, of gum
8 oz, of copperas 4 oz. Strain the rain water
into a bottle & add the crushed galls -
Shake often & add the copperas & gum
after 4 days - Allow to stand for 3 or 4
weeks.

Ry. Take rain water 3 pints & galls 8 oz
crushed - Mix & let stand for 3 days in the
sun. Add copperas $\frac{1}{2}$ lb & let stand
14 days shaking often - Then add gum
4 ozs & a small quantity of bay salt.

To make good gum for ink. Take the
whites of 20 eggs & beat well into a
glaze - put in a bladder & let stand
in the sun for 40 days.

Arch. M.S. 1504

XVII century

Remarkable work evidently the copy or pattern book of an illuminator. Contains many fine colored drawings of animals plants & domestic articles also ornamental capitals & alphabets.

Arch. M.S. 1456

XVII century.

Contains forty symbolic pictures of alchemical operations such as Distillation, Division putrefaction solution the green dragon (mercury) coloured

Arch. Rolls 53

XVII Century

Large coloured emblematical drawings of alchemical operations. Very curious. Contains seven drawings showing an alchemist watching a large flask ~~in a furnace~~ containing a baby placed over a furnace -

ask M. J. 1468

XVI cent.

List of drugs & prices

Asafetida	$\frac{1}{2}$ oz - 4 ^s	Arabic gum	$\frac{1}{2}$ oz - 4 ^s
Aloes	$\frac{1}{2}$ oz - 8 ^s	Camfer	$\frac{1}{2}$ lb - 3/-
Galbanum	1 oz - 4	Labdanum	$\frac{1}{2}$ lb - 4 ^s
Lapis Culam	1 lb. - 3 ^s	Olitanum	1 oz - 3 ^s
Mastic	1 oz - 4 ^s	Storax	$\frac{1}{2}$ oz - 4 ^s

ask M. J. 1441 -

XVI cent.

Mastic	1 oz - 6 ^s	Argent viv.	6 oz - 6 ^s
Aloes	2 oz - 3 ^s - 4 ^s	Sem Coriand	1 lb - 16 ^s

An account for chemical apparatus
Same period -

9 Skinnal bodies pro 4 Solidis	6 Denarius
2 Bottel bodies .. 3	.. 6 "
3 Skinnal Alembici .. 4	.. 2 "
6 quart retort .. 4	.. 6 "
1 bottel retort .. 1	.. "
6 pint retort .. 3	.. "

1 bottle head } pro 2 solidis 6 denarius
1 front-head }

5 Small parting glasses 2 "

1 Receptor 8 "

3 Phialae 1 " 6 "

2 Cucurbitulae cum } 3 "
2 Alembicis coctis }

2 receptacula pro retort } 3 "

2 alia vitæ — 9 "

M.S. Ark. 846 (1)

A XVIth century M.S. beginning with a treatise on Alchemy as follows. —

"This contains the lively picture of that famous philosopher Philoponus Theophrastus Paracelsus so renowned above all others for his excellence in that divine art of healing together with an explanation of certain characters by him & other learned chemists"

137 Alchemical symbols are then given with their meanings & the properties of the various substances.

Saturnus	plumbus	♄	♄	lead	{ Mollificative, Anodyne Sanitive, Laxative mucidificative yet full of deadly vapors
Jupiter	Stannum	♃	♃	tin	
					Diaphoretic, Laxative Disacetic, Sanitative

Ms. Ash. 1491 (1270)

Alchemical treatise by Foreman containing
a number of drawings of apparatus &
symbols.

Ms. Ash. Rolls 53.

Alchemical symbolic drawings, coloured,
signifying various operations.

Seven curious drawings depicting a
baby in a large flask on a furnace
which an alchemist watches.

Ms. Ashmole.

16th cent.

Recipe for

King Henry's Perfume

X Take 6 Spoonfuls of Rose oil & of Rose
water 6 spoonfuls & 2 pintles of an
ounce of fine sugar - mix & add
2 grains of musk & 1 oz of Ambergris
Boil softly for 5 or 6 hours & strain.

Queen Elizabeth's Perfume

Take eight grains of musk & put in rose
water eight spoonfuls. Three spoonfuls of
X Lemnaster Water & a quarter of an ~~ounce~~
ounce of sugar. Boil for five hours
& strain it.

Corpus Christi College Oxford

The library of Corpus Christi Coll: contains
a M.S. work on surgery by John of Gaddeston
XV cent: (No 69)

St. Johns. Coll: Oxford

X The library of St. Johns Coll: contains
a M.S. on Chirurgery by John Wryghtson
XIV cent: containing a number of drawings
of surgical instruments, coloured: (No 76)

Lambeth Palace Library - Aug. 1903

Contains a large number of M.S. but
kept in a dirty state - 23 boxes
of about M.S. vol x. f 938.

Contains some curious prescriptions written
about 1550 including 28 for gonorrhoea
Following is example.

24 from Tragat 3j

Sang Drag

" Mastich a 3iii

Santal alb 3ii

Vini Corall ~~toti~~. rub 3i

Rose mosch infus in Af

Rosa rub oif.

M.S. 1036

The Case book of Dr. Lawson of 'Eling'
near Acton 1685

Contains some interesting letters & notes
of cases.

A letter from a patient dated Jan 4

1699.

Several old bladders spread on paper.

Copy of a letter from Dr. Willis.

& the following

"Suppressed report of the postmortem examination held on the body of his late Majesty King Charles II of Britain.

1. In the brain cortex the veins & arteries were filled with blood to the utmost limit.
2. The brain besides the ventricles were all swollen as well as filled, while the substance itself was the same.
3. In the breast the lining of the right lung was adhering tenaciously while the left lung presented an unnatural appearance.
4. With the substance in the lungs there was nothing to find fault with but it was charged with blood.
5. The heart was sufficiently firm

in a natural position.

6. Below, none of the organs appeared natural
The liver was bluish-black in colour
& the edges were decayed.

A large quantity of blood remained in
the region of the kidneys the cause
for which could not be sufficiently
determined.

Signed Doctor Charlton

Mt. 306.

Formerly belonged to Howe the historian
in 1560.

Contains the following.

"Woman, woman, love of woman,
Make bare-the-head with some men,
Some be nice & some be rude (kind)
Yet all they be not so
Some be loved, some all be shrewds
And shrews whether they go,

Some be nice to some be fond,
And some be tame ye understand
And some can take bread y^e man's hand
Yet all them be not so."

Bound in between the leaves of this lib.
The writer came across a book printed
by Cayton in a beautifully perfect
condition.

"The lyf of the holy blessed Vyrgyne Saynt
Wene fryde"

a perfect ink . 1619.

Rain water 1 quart -

Full crushed ~~1 quart~~ 5 oz.

Green Acetone. 4 oz.

Copperas. 2 oz.

Let it stand in a warm place for

9 days closely covered & stir

2 or 3 times a day -

Salisbury Cathedral library.

Situated in a fine room over the cloisters.

Many MSS. including the famous Missal
No 150. M. 1 a Psalter written about
969 A.D. containing calendar of the
Xth cent.

Some very fine medieval stamped bindings
in excellent condition.

Canterbury. Christ Church library.

M. S. A. XIV

A very remarkable work in pen & ink
called Shapes & forms of divers beasts.

foules & byrdes fyshes monsters serpents
herbs trees plants flowers, the dollers
& silver coynes of all countreys in
Europe drawn by William Baruch
1591.

This work is full of minutely
executed drawings in pen & ink

"This is the only way to make a woman dumb,
to sit & struggle & laugh her own & not a
word but mum."

M.S. a Saxon herbal abt- 1150
not drawings.

M.S. D. 10.

A bestiary fully illuminated &
drawings of animals fishes & birds.

on which immense labour must have been
spent -

They were executed by one William Burch
who describes himself in a note as of
Southwark. Recd of the Kings Bench
Oct- 13: 1590.

The most remarkable drawings are
a series of the Dance of Death

The signs of the Day of Judgement

Three drawings of Alchemists

Two portraits of Queen & Elizabeth
very finely drawn.

Interpersed with the drawings are
complete trances of poetry many
from Chaucer.

"I know some I for knoweth all,
Yet - I knowe that with for new
shall".

Answer. (our equal)

Illustrated & other Mss. in British Museum
on Medicine, Botany & Alchemy.

36617. On Chyrurgie by Albucasis XIV cent.
contains coloured drawings greatly
surgical instruments ✓

Sl. 6 Fourth book of Anatomy by William
of Saliceto XV cent.

Contains drawings of Apollo, Esculapion
physicians & patients, alchemists
men gathering herbs in outline.

Sl. 277. On Surgery by William of Parma
XV cent.

Sl. 1977. Book of Surgery by Roger de
Salerno XIII cent.

Contains 20 pages of drawings
well executed in colour showing
treatment of wounds etc.

"This is the only way to make a woman dumb,
to sit & struggle & struggle her out & not a
word but mum."

M. S. a Saxon herbal abt- 1100
not drawings.

M. S. D. 10.

a bestiary fairly illuminated &
drawings of animals fishes & birds.

Harl. 3334 on Surgery by Roland of Parma
XIV cent.

21,618 on Surgery by Brunus. XIV cent.

Burns 327 De Homine by Isidore of
Seville XII + XIII cent.

Sl. 967 . Surgery by Guy de Chauliac
XV. cent.

Reg 12c XIV Chirurgia by Lancfranc de
Mediolano. XV cent.

29,301. Surgery by John of Arden
contains coloured drawings
illustrating his operation for
fistula & the instruments used.

Sl. 405 Surgery by John of St. Poul
XV cent.
He was one of the 4 masters of Salerno.

Sl. 776. The noble booke of Surgerye by Charly.
Whytte. - Barture Sirurgyon of
X London 1532.

Mostly taken from John of Arden's
work. Contains a number of
pencil-colored drawings of cases
treated by Whytte.

Sl. 345 Surgery by John Kettham
XV cent.

Sl. 546. Nathaniel Byhamore on Anatomy
XVII cent.

Sl. 2572 Contains a number of finely
executed colored drawings of
Kings & Queens - Also drawings
of St. Cosmo & St. Damian
the patron saints of the
apothecaries - Also

"The Rules & statutes made by the Barbers
& Surgeons of York in 1592.

(work transcribing in full.)

Begin's

Art I. The Oath taken by the Barber-

Chyrurgians of York in 1486.

Ye shall swear to be true & trewe unto
the King our Sovereign lord & to this
cittie of York

Sl. 348. Liber de urinis by

Isaac Son of Solomon XIII cent.

Sl. 2527. Three books of judgments of urine XIV cent.

Sl. 55. Uroscopia - A urine chart for diagnosis
XVII century

Add 15097. Veterinary Medicine XVII century
A remarkable Spanish M. S. containing
Coloured drawings of a veterinary surgeon
seated giving instructions to an assistant
on a astrollogical horse & many
curious drawings of horses with
various diseases

15, 098. Similar M. S. with coloured
drawings of horses

31, 885 - Note book of Dr. Thomas Arthur
containing names of his patients
& fees charged 1619-1660
He was physician to the Cornwell
family -

23, 168 / 23, 191 . The Booklore of British
Medicine - M. I. compiled by
Dr. James Kennedy - a bibliography
of early medical works
24 vols. very useful.

Harl. 1585 . Liber Medicinalis of Sextus Placitus
XII cent. a herbal with coloured
drawings of plants + a physician
+ assistant using a mortar.

Sl. 371 . Salernitanus - by John
Platensis XIII cent.

Sl. 272 . Gilbertus Anglicus. XV cent.

Sl. 1067 . Rosa Medicinalis by Johannis de
Gadecodem - XV cent.

John of Gatenode or Gadecodem was
a fellow of Merton + author of
several medical works. The best-
known is the "Rosa ~~Medicina~~
Anglica" see Friend's Hist.
of medicine p. 550 + Brodick

Memoriae q. Martini . in Oxford Historical
Society - 1885 p. 176.

Sl 521 John Bray - Practica Medicinae

XIV to XV cent

Harl. 3698. Lillium Medicinae by
Bernard of Gordon

A.D. 1304

Laundon 1219 Curious account of a
Dr. Mortimer F.R.C.P. of
Dartmouth St. Westminster.
1744.

Vit. C III. Apuleius Madagascensis.
Libri de virtutibus Herb-
arum

An Anglo Saxon Herbal of the
XI century. ~~The earliest in the~~
~~Brit.~~ Consists of 142 fols.
Large number of coloured
drawings of plants etc
2 Curious drawings of
Esculapius, Pluto & a Centaur

Mass to examine

36617. (Almucari)
14 and July instn

Sl 1977 - Armasung

Sl 776. Whyle Bader
subject

Hand 7320 - 509.

Chomsky
Alphonsi

Sl 12. Alchorny

Kings 287

34, 30 H. Symbols p 83

Sl. 347. Synis p 91.

16, 9. $\frac{viii}{viii}$ C. M. M. p 32

Examiner
Documents
with
Alchemy
Perfumes etc
Chemistry

READERS ARE *PARTICULARLY* REQUESTED

1. To transcribe from the Catalogue all the particulars necessary for the identification of the Work wanted.
2. To write in a plain, clear hand, in order to avoid delay and mistakes.
3. To be especially careful to copy the Press Mark correctly.
4. To indicate in the proper place on each ticket the letter and number of the seat occupied.
5. To bear in mind that no Books will be left at the seat indicated on the ticket unless the applicant is there to receive them.
6. To refer at once to the Superintendent if they have any cause for complaint.
7. To replace on the shelves of the Reading-Room, as soon as done with, such Books as they may have had occasion to take from them.
8. To restore each volume of the Catalogue to its place as soon as done with.

(Date)

6/4/36

(Name of Reader)

C. H. Thompson

(Letter and Number of Seat)

D65

Permission to use the Reading-Room will be withdrawn from any person who shall write or make marks on any part of a Book, Manuscript, or Map belonging to the Museum.

Readers must not, under any circumstances, take a Book, Manuscript, or Map out of the Reading-Room.

Before leaving the Room, Readers must return

Books, for which they have put in Tickets of application, at the Centre Counter, and reclaim the Tickets. They are responsible for the Books so long as the Tickets remain unclaimed.

Press Marks should be quoted from the General Catalogue, not from the Subject Index.

Press Mark
(From General Catalogue).

Name of Author (with Initials) or other Heading of Work.

Date of
Publication.

J. H. H. H.

1892

07687i

This space for official use only.

4 ptes.

Title of Work.

(If part of a series, specify the name of the series and the volume or part required.)

Franklin D. Roosevelt

P.T.O.

+ authors of Apollo & Apuleius
Harl 4986 - Herbal of Antonius Muser
XII cent. 80 fols.

Contains a large number of coloured
drawings of herbs etc

Sl. 1975 - Herbal of Apuleius Platonicus
X cent. - earliest in BM.
Finely illuminated. 93 fols

2 pages of drawings showing
patients being cauterised by
the blistering rod.

Sl. 115 - Herbal of Apuleius Platonicus
XV cent. 50 fols. - Large number
of well drawn & coloured illustrations

Harl. 5294 - Herbarium of Dioscorides
XII cent.

Harl. 1585 " " " "

Harl. 3244 A bestiary.

Fine and drawings of
animals fishes etc.

Fig 2020. Herbarius Volgaris - Serapion
XIV cent. Partly illustrated
with excellent coloured drawings
non conventional, probably
drawn from nature
Chamomile well depicted

Harl 1628 ~~Herbar~~ Albucasis - XV cent.
A Dispensatory or book of
formulae beginning with
Aqua & finishing with
Unguenti -
Oxymel Scillae & Pel' Cochina
mentioned -

Sl. 282 - Herbal of John of Toledo. XVc.

27,329 Herbal of Henry Daniel XVc.

33,996 - List of drugs & prices. XV cent.

5297 - Herbarium. XV cent.

Copy of Apuleius on paper
illustrated with excellent colored
drawings - Many curious roots
with grotesque heads - plants
fantastically colored - crudely
drawn

Sl. 770 - An English Herbal
(not illustrated).
by Gilbert Kenner. XV. cent.

Sl. 120 - An English Herbarium.

Stowe 1071 - Account of the Unicorn's
horn XV cent fol 91.

Sl. 1047 - Recipes devised by Henry
VIII & his physicians -
chiefly plasters -

Harl. 7320 - 509 - On Chemistry - XVII cent.
contains excellent drawings
of apparatus.

Sl. 997. *Lysie of the Metals*. XVII cent.
contains list of alchymists symbols.

Sl 2792 - *Alchemistry* -
Contains Dictionary of alchemical
symbols.

Sl. 830. - *Alchemistry*.
Secret alphabets.

22, 757 - *Secretti della distillatione*
XVII cent.

Fine, coloured drawings of
elaborate apparatus.

29, 895. *The book of the wisdom of the*
Philosophers - 1588
Contains coloured drawings of
alchemical symbols & processes.

Bibl. Eg 845 - *Philosophers Stone*.
XV cent. Contains alchemical
symbolic drawings -

29, 487 *Alchymists symbols*. XVI cent.

5025 Ripleys Drawings. - Parchment scrolls
containing a number of finely
drawn symbolic pictures. Coloured

32,621 - Alchemical Symbols & Drawings
XVI cent by J. Standish.

Harl 3469 Philosophers Stone - XVI cent.
Magnificent coloured pictures
symbolising various alchemical
operations - a unique MS.

Sl. 12 - The Coronation of Nature. XVII cent.
Well drawn & coloured alchemical
pictures with explanation -

Kunjs. 287. Alchemists' symbolic
pictures of process. The best-
drawn I have seen - Flasks.

Surpical Operations

Ln. Eg. 1065. fol 9. - 17. 7. ii fol 1

Harl. 1585 fols 8 & 9 - XII cent

Sl. 1975 fols 91. - 29, 301.

-X: University library

Ff 5-7. M.S. - Botanicum Antiquum 1682

An Arabic herbal containing 382 coloured
drawings of plants well executed but
conventional in style. Also 4 full page
drawings of snakes & insects.

Title page.

Botanicum Antiquum
Graecum, Hebraicum,
Arabicum, Turcicum.

(Names of plants in four languages without
descriptions).

Smyna Asia portatatur
Anno MDCCLXXX2

Cambridge

Dec. 1903

University Library

KK IV, 25 A beasting XIII cent.

Contains very curious & interesting coloured
drawings mainly hunting scenes.
showing costumes of the period
x

Trinity College Library - Jan 1904

This beautiful library is very rich in
incunabula & M.S. also many
historic relics of Byron & Deane.
Milton's M.S. of "Paradise Lost" is also
in the library.

The Gale M.S. include many on
medicine & alchemy.

On medicine & surgery early

O. 1. 20 ~~A herbals~~ of the XIII century
contains about forty curious
~~coloured~~ drawings in outline &
some partly coloured

They represent Surgeons operating & apothecaries
preparing medicines of great interest.
The U.S. is entitled "De toto manere deplacet the amment
at chef."
O. 2. 444

Lectures on Anatomy by W. Druce
delivered in London at the College of
Surgeons in 1553

Contains 9 black & white anatomical
drawings that are interesting:

O. 2. 448 A herbal of the XIV Century
contains ^{apuleius} a large number of coloured
drawings exceedingly quaint. Show
physicians administering medicine to
their patients & apothecaries compounding
medicines - Hippocrates this Disciple
& Galen this Disciple -
The drawings are unique.

This herbal contains 273 folios & is partly a
copy of Apuleius - The text begins - "Pecantacio

omnium herbarum ad singulas - minuentē luna
medicamentā imponis -

The description of herbs begins with

(1) Nomen herbe Betonicæ.

2 Herb Lungie plenius

0.2.48

Herbarium - 14th cent. in Latin

Contenti Apuleii? Herbarium 273 folios

Text begins - Praeantatio omnium herbarum

ad singulas - minime luma
medicamenta inponis -

Between 800 + 1000 Drawings of
plants + figures - Herbs crudely drawn & tested

Begin - with women herbs & botanica

1. Herb Quinquefolium -

a man seated holds a cup to a ewer
to a man who 2 spears who approaches

2 Dr. examining a man's leg

3 a Dispensary

4 Dr. with a cup. Man holding hand a ewer

Stomach & attendant -

5 (Dittany) Dr. with ewer & cup & man with

supper under his feet

6 Herb Paeony brought to sick man in
bed -

7 Dispensing medicine to man with a pain
in stomach

8 Mixing food Dr. & sick man

9 Application of herb to stop bleeding
(Rule)
at end

with uncu.

h. 220

N: 181

u)

St (254)

N: 1327

1397

new double

f. 113 + 114

in Cotton p. 162

2. Babel.

h. 225 p.

the early

chard

"cent"

Herbarium - 14th cent. in Latin

Contents Apuleii? Herbarium 273 folios

Text begins - Praeantatio omnium herbarum

ad singulas - minime luna

medicamenta inponis -

Between 800 + 1000 Drawings of

plants + figures - Herbs crudely drawn & colored

Begins - with women herbs & betonica

1. Herb Trinquefolium -

a man seated holds a cup to a ewer
to a man who 2 spears who approaches

2 Dr. examining a man's leg

3 - a Dispensary

4. Dr. with a cup. Man holding hand a boy

Stomach patient -

5. (Dittany) Dr. with ewer & cup & man with

support under his feet

6. Herb Paeony brought to sick man in bed.

7. Dispensing medicine to man with a pain in stomach

8. Mixing food Dr. & sick man

9. Cypripedium herb to stop bleeding

(Rule)
at end

10. 3 men with spears today apparently intended

11 milking pond

12 Herb Salomonis - Birds fly out of 9 umbrellas
on looking at it

13 Epiphytes

Order of Parliament relating to the practice of medicine
in time of Henry V from M.S. 5843
B.M.

Ne quis exerceat Practicantiam in Artibus Medicinalibus
et Chirurgicis nisi prius in Universitatibus fuerit
approbatus.

Item ad vitanda Mala et Pericula quae longo Tempore
inter populum Regni duraverunt eorum occasione qui in
artibus medicinis et chirurgicis uti sunt practica prae-
sentis se in artibus predictis sufficienter instructi cum
re vera non sunt in magnum populi deceptionem.
Item in presenti Parlamento ordinatum et concessum
est quod Qui de Consilio Regis pro tempore existentes
habeant potestatem et auctoritatem ab eodem
Parlamento faciendi imponendi ordinationem et
punitionem contra huiusmodi Personas quae de
clausis intermittere et exerceere volunt Practica
dictarum artium et non sunt admissi nec
approbati in eisdem sicuti ad easdem artes
debet viz in medicina apud universitates et in
Chirurgia apud magistros eisdem artibus et
quod eisdem Dominis magis videbitur utile et
necessarium in hoc casu faciant secundum
eorum et eorum advisamentum et discretionem
pro securitate populi. † -

Ex Rotulo Parliamenti inchoati apud
Westminster 2 die Maii a^o nono Regis
Henrici Quinti —

Ashmolean. M.S. C. Examin.

N^o 5 - viii N^o 8. iii. N^o 36-37 = ix Songs. When love was uncer-

186. 193. 260 291. 306 N^o 38. 151(20) 459. 461. p. 220

N^o 177. Sir Richard Napier - Medical case books, also N^o 181
- (1609)

N^o 193 + 194 + 201 + 204

N^o 210. ix N^o 349. viii 70 make black ink -

N^o 341. xvii. N^o 750 35. 38. 40 N^o 1468 (2/ all)

N^o 1462 N^o 789 (365) N^o 1499 - N^o 1481 (256)

N^o 1491 Part II (132, 133 memoranda - 162.)

N^o 846 (1) N^o 1089 N^o 1375 N^o 1376 N^o 1377

N^o 1378 N^o 1394. (p. 114) N^o 1396 + 1397

1398 N^o 1772 N^o 1432 N^o 1438 (4) (2 more doublets)

N^o 1441. p. 358. N^o 1453 p. 181. perfume. Henry S. Claj + E. V.

N^o 1456. N^o 1458 p. 160 Rg for Shalman + Corbin Cotton p. 162

N^o 1487 Apollonius Rg book 7-27 (p. 1588-89-90.) by E. B. Bouslog.

N^o 1490. 72a. symbols. N^o 1494. Rg book (220 p 225 p.

(see note in Catalogue re ink) N^o 1498 p. 68 69. An early

book of pharmacy. The Knowledge of medicine by Richard

Blackham. N^o 1504 N^o 1511. Herod 13th cent.

N^o 1531 + 1535. Chem. problems.

1124 Hist of Armys

1524 Lady's Divinity

1390 Venous Medicine

Cut 1697

Bot

M. S. in the Bodleian

Herbarium Saxonice. . Bot. add. 2 p 666.

Libri Medicinis . Saxon. . 5169.

De Herbis. add. 2 p. 657

De Viribus et Medicinis. add. 2 p 658

Arbustorum Coll:

Herbal - 1443. add. 2 p 664.

Herbal old height. 1447. 7713

Physicall plants. 1481. 7724

Description y simple 2073.

Bodleian Anonymous de Arboribus. 2543

Herbal 2562

Florarium Latens - Arborum. 2562

Nomina Herbarum. 2385

Virtute y nome herbs. 2257

De selectis Herbis. 2072

~~Herbarium~~ Herbarium. 1288

Herbarium Anglicis Latine 3828

De plantis admirandis. 6256

Description y some simple. 2073

herbarium Medicamentorum 8626

Batist College lib.

De Virtutibus simplicium Medicinarum by ✓
Johannes de S. Paulo.

Corpus Christi. Coll. lib.

Libri de Herbis.

Magdalen Coll. lib.

Nomenclatura Vocabularium in Medicina

Uthmanian

7762. ~~Alphabeti nominibus herbarum~~

7541. ~~De naturis generandis cum cecidibus~~

7778. ~~Catalogus Plantarum~~

1397. ~~De dictis salutis~~

7634. ~~Catalogus of plants~~

7537. ~~Book of plants delineated~~

7694. ~~Alphabetical Catalogue of plants~~

St John Baptist Coll. Oxon.

1747. De Herbis -

Masses Mt. in Bodleian.

M.S. Add A. 23

88 plants are enumerated in rough colored
drawings with short description of each = 88 folios
40.

An Italian herb book describing the appearance
medical properties of 88 plants - from Macer
15th cent.

"Hence et facile le scribe li vertus de plusieurs
herbes -"

M.S. Bot^l 130 (27609) ca 1100 (on vellum)

Herbarium enumerating 142 plants with
description & medicinal properties & drawing
in colour

Does not seem to be directly from Dioscor:
or Ixhi Apuleius Barbarus

"Herbarium Dionisci" is written on fol 1.

See ^{the} library of Bury St Edmund

Eg. 2.5.72. Fol. I. Oath taken by the Barber

Chyrurgions of York in 1486.

"ye shall sweare to bee true and trewe unto the King
our Sovereign Lord — and to this citee of York and
also to the Science of Barbers & Chyrurgions within
the same And all lord ordinance, statute, usages &
accustomes heretofore made used in the same arte
or Science ye shall kepe supporte and mayntaine
at all tymes to your power, and the secrets
and counsell of the same arte ye shall trewely
kepe and layne, So helpe your God —"

Rules & Statutes made by the
Barbers Surgeons of York in 1592

The ancient ordynance of the Barbers & Surgeons
of this citee at the request of the wholl

2

Companye newlye formed reformed and augmented
and this present^e XXIII of June 1592, ratified
established & confirmed to be from henceforth observed
and kepte in hereafter is maneyed.

That ye searchers & maisters of the saide arte or
science be chosen every yeare upon the Monday
next after the feast of the nativitee of St. John
Baptiste and the same Monday the searchers
of the yeare before there to render up their accounts
unto the Maisters of the saide arte yall their
belonginge to them upon payme of 6 s & 8 d
to the chamber & companye.

bestimate & dishonest persons

No maister to take another brother apprentice

Item it is ordered and set downe that none
of the said Barbers shall worke or kepe open
their shoppes upon the Saboth daye (excepting
those Sundays next before assize meete
in this citie and if any barbor presume
to do the contrarye for once ye tyme so
founde shall forfeit X s to the uses as is aforesaid

Searchers to take away searchers fees

None to practice surgery but under a
maister

No apprentice to be taken for any less than
7 years this indenture to be made by
a clerk

Servants & apprentices not to be put down

No stranger to exercise above 5 days.

No brother to take in hand to deal
with another case.

To search all cases

This behaviour one to another.

Hichfield. Cathedral Library

M.S.

Receipts medical. Collected by Sir John Floyer M.D.
of Hichfield as remedies for diseases ca 1610
Collodium Chymicum . 1610.

The Mary (Marion) of Alchemy Compiled by
George Rypley (monk)
1476.

Mancheste. Spence & Rylands

No particular Catalogue of M.S.

Gloucester

Bath & Wells

Wimborne nothing

Uxbridge nothing

Hereford

no catalogue
or members

see

Norwich -

Chichester

Grammar Schools

Prescribing all

Cathedral Libraries & Grammar Schools

Bristol -

Carlisle

Chichester

Exeter

Lincoln

Norwich

Peterboro'

Rochester

Ripon

~~St Albans Abbey~~

Worcester

M. 85 -
C. V. Medicinalis Anglicis Saxonice -

W. I. Dein y- Isaac Casaubon. - 1597 = 1614.

B. 6. 6

bd v 67

Ii vi. 17

A

KK vi 30

F

KK vi 30

G

Ge II 20

D

Ge vi. 41

G

bd xi 45

F

Medica Misc

Ii I 16

G

Ii vi 33

H

Gg I 10

F

74

D

II 6

Ge vi 39

G

74

H

6.53

Kept weekdays

Ii III 3

D

KK IV 25

D

Ge I 15

F

bd IV 45

E ✓

bd V 53

F ✓

bd XI 45

F ✓

Ii II 10

C

Ii III 17

D

KK vi 30

F ✓

Ge I 13

G ✓

74 vi. 50

H

Dracts

add 3523

H

add 3524

G

Lib. 1. on Medicine in Cambridge University Library.

(1403) 991.8

Reference to Vol 4 p 7 cat

- Alchemy III, 20 ✓ Drawings & Illustrations ✓
 Medicine, I. 9-57, 281, 282, 294, 296, 301, III
 205, 514, 727, 728 IV 18- II 33-
 Flebotomia 1. 446 II, 28 ✓
II, 286, 278 III, 330, II, 28 ✓ III, 532 ✓
 Plutearnis II 38, 278 III 21 ✓
 Proconides IV, 104 ✓
 Urines II, 338 ✓
 Alchemy I. 240-243 II, 13, 446, 452, 540, 543 ✓
III, 423, 726, 727- IV 423 ✓
 Medical II, 15 ✓
 Herod. II, 276, 547, III, 673, II, 15 ✓ II 452 ✓
 Antimony III, 727 II, 543 ✓
 Antimony I. 274 ✓
 Aristotle de plantis III, 383 ✓
 Anatomia I. 446 - I. 349 ✓
 Cramp rings - V, 185, 4X ✓
 Fistula I 445 - IV, 299 ✓
~~Scarpa~~ III, 47 ✓
 Zosterac III, 406 ✓

Is there any cat. ex. in Cris?

See

Arctium

luteum

luteum

Arctium

Cambridge Trinity-Coll:

John M.S. O. 1. 13. ✓ medica - O. 1. 20 ✓ medicine & surgery with
drawings - of physicians & patients operations D. with balance
about 40 illustrations - Early 13 cent -

O. 1. 57 ✓ Zodiacaal man

O. 1. 65 ✓ apparatus & signs - O. 1. 77 ✓ Apothecary & apothecaries
figures xv cent. O. 2. 23 ✓ Wines & alchemy - 16 cent -

O. 2. 44 ✓ Anatomy lectures in anatomy by W. Duns
delivered in London at the College of Surgeons 1553

9 illustrations very curious -

O. 2. 48 ✓ Herbarius 14 cent - Mandrake - physicians
very curious drawings -

O. 8. 24 ✓ alchemy. 15 cent - ✓

O. 9. 10 ✓ Zodiacaal man.

O. 1. 20
M.S. called
De tota manere
de plaies &
amenent - al chef

Trinity Coll.: cu vrs II + III

Athenaeum ✓ { R. 14.9
273

Astronomical ✓ R 2.96
Zodiac

✓ Surgery { R. 14.29 contains physician's topenies
vac

Zodiacal man ✓ { R. 15.18
vac

✓ Astrological XV cent { R. 15.21 } Full length figures
165 } naming the temperaments

1. The Sanguine Temperament

2. The Phlegmatic

3. The Melancholic

4. The Choleric

Astrological man

The planets: emblem figs.

1. The Moon, 2 The Sun Jupiter

Saturn, Mars, Mercury, Venus

Astrological { R. 15.32
395

U.S.S. in Library of Cairns Coll: Cambridge

Nº 35 - Albertus Magnus Liber Naturis rerum
Lib de anatomia humani corporis etc

Nº 190

Anatomical Drugs 13th and
as in Dublin + Ireland
Experimenta Magra John y Anderson etc.

Nº 336

Zodionat Man.

Nº 372

De Creatura etc

Figures

Nº 379

Medicinal Tracts

Nº 384

Beastary

Nº 399

Alchemy

Nº 413

Medicinal Tracts

Alchemical Syman

ms. in Camb. Univ. Lib.

Dr. W. H. Jones

Arrival - July 14, 1881

Mil. 1. In Fitz William Museum.

Zodiac in the "Moral"

Zodiacs - Reminiscences

47. 62. 64. 73. 74. 76. 98.

101. 102. 106. 110. 111. 113. 118

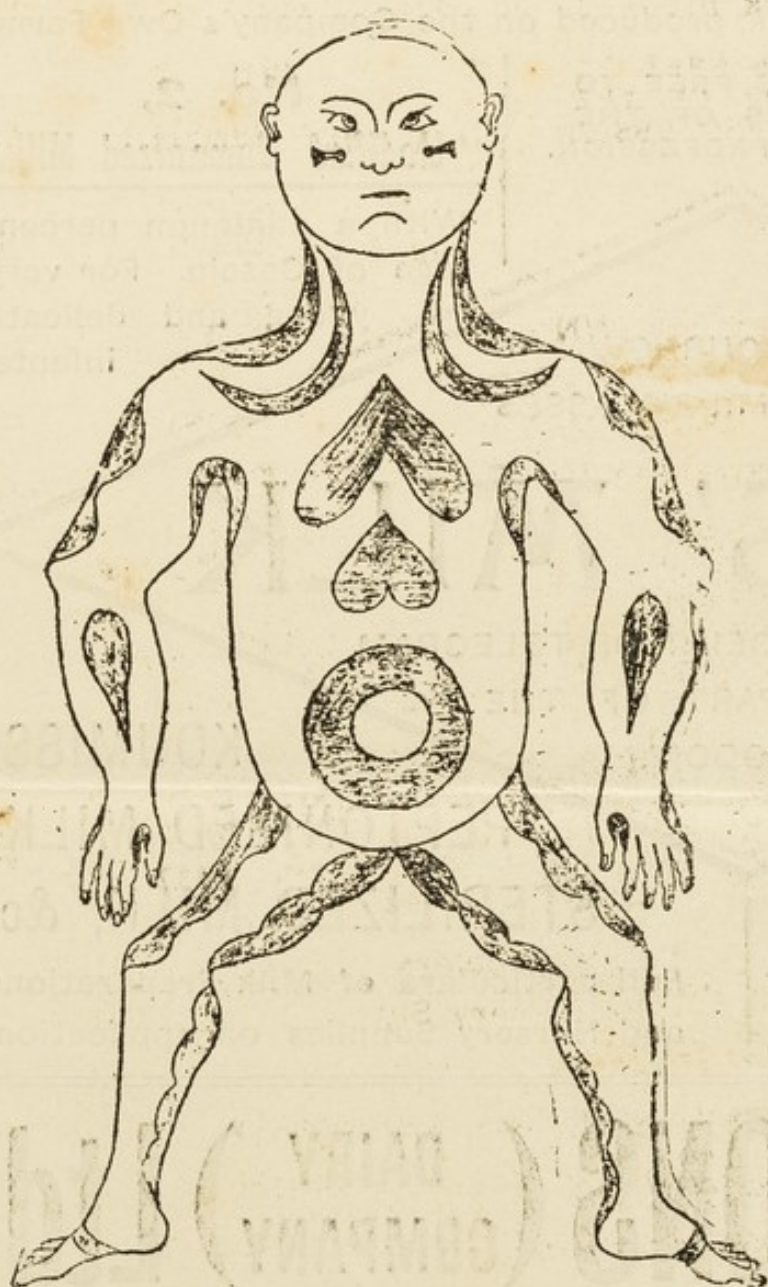
119. 120. 123. 128. 129. 132.

133. 134. 167.

Maid by me William Burche Alls Elis
Recd your kind Benche Oct 13. 1890

That of William Burche the 27 of July 1891
most ungratefully ran away from
my Mr John Tinkleton whom I have
I owed him 4 years I have 8 years
to serve my said Mr of Burtholme
day next. for which I am most
heartily sorry & protest before God
long said Mr never to do the like
again. by me William Burche



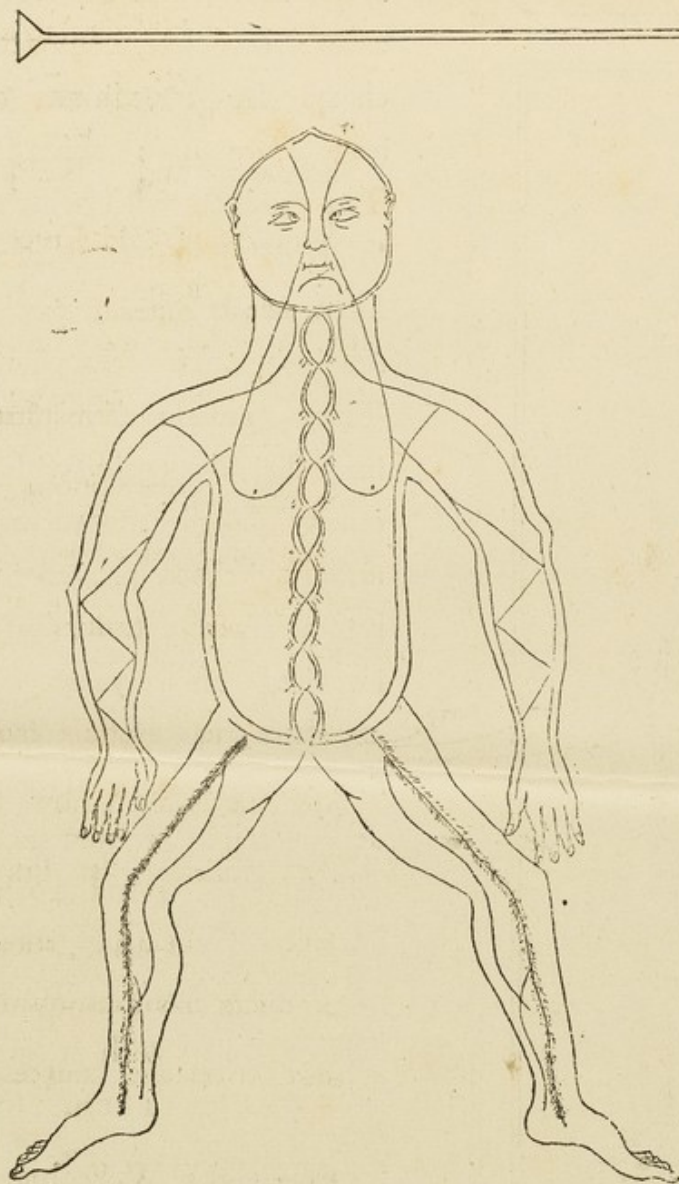


Anatomical Manuscript.

No. 5. "This is the historie of the muscles, and sheweth the partes of the human bodie on whiche they operate."

(English MS. of the XIII century)

[COPYRIGHT]



Anatomical Manuscript.

No. 4. "This is the historie of the nerves and ligamentes
and sheweth their places. The two great nerves
issue from the spinal marrow."

(English MS. of the XIII century—continued on next page.)

[COPYRIGHT]

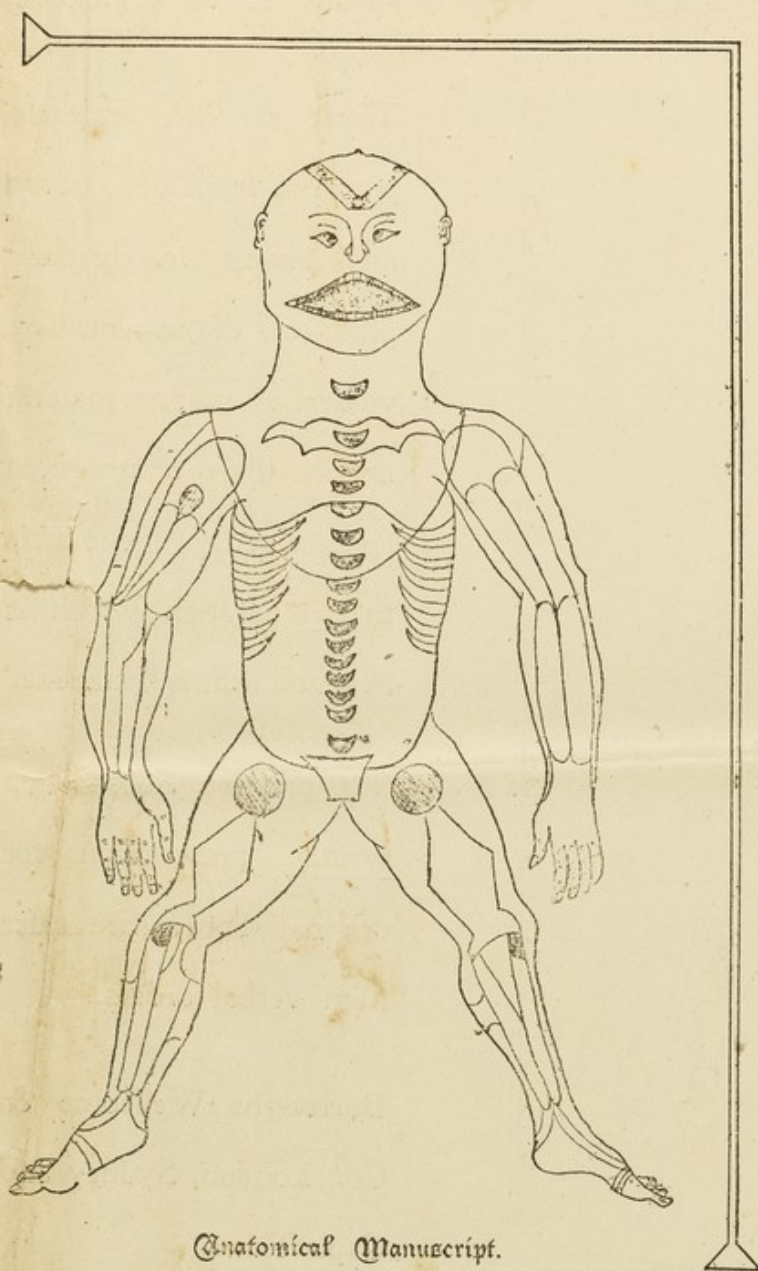
is unique in retaining
all the active principles.

There are inert extracts
prepared from dry leaves
and many intermediate
products of intermediate
values. In modern materia
medica there is no room
for mediocrity. It demands
the preparation which is
best and that is 'Hazeline.'

To prevent Substitution
written prescription for
original bottles are safer
than verbal orders.

Burroughs Wellcome &
Co., London, Sydney and
Cape Town.

7



Anatomical Manuscript.

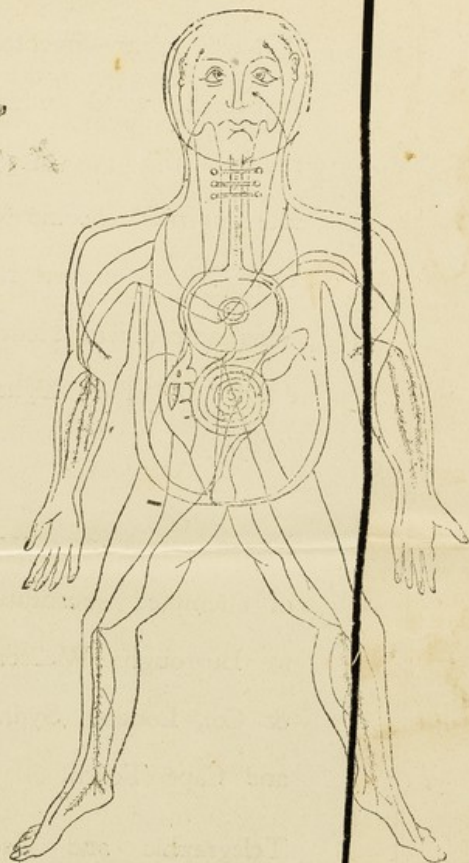
Ms. 3. "This is the historie of the manie and divers bones of the human bodie, and sheweth their severall and proper places. The bones of the spinal marrow descende from the neck, and the molares are shewn in the mandibles."

(English MS. of the XIII century—continued on next page.)

[COPYRIGHT]

cycle, motor and carriage cases: complete, compact chests for expeditionary and other uses abroad. The products with which 'Tabloid' Equipments are fitted are accurate, pure, reliable and compact. They are ready for immediate dispensing without weighing or measuring and have been proved to retain their activity unimpaired after years of exposure to arctic cold and tropical heat. Upon drugs and equipments which have stood such tests, the home practitioner can safely rely. Fully illustrated lists with details and particulars sent to physicians on request.

Burroughs Wellcome & Co., London, Sydney and Cape Town.



Anatomical Manuscript.

No. 2. "This is the historie of the vegne. & vegne
is a membre whiche coneyneth blood, havyng
his begynninge at the liver."

(English MS. of the XIII century—continued on next page.)

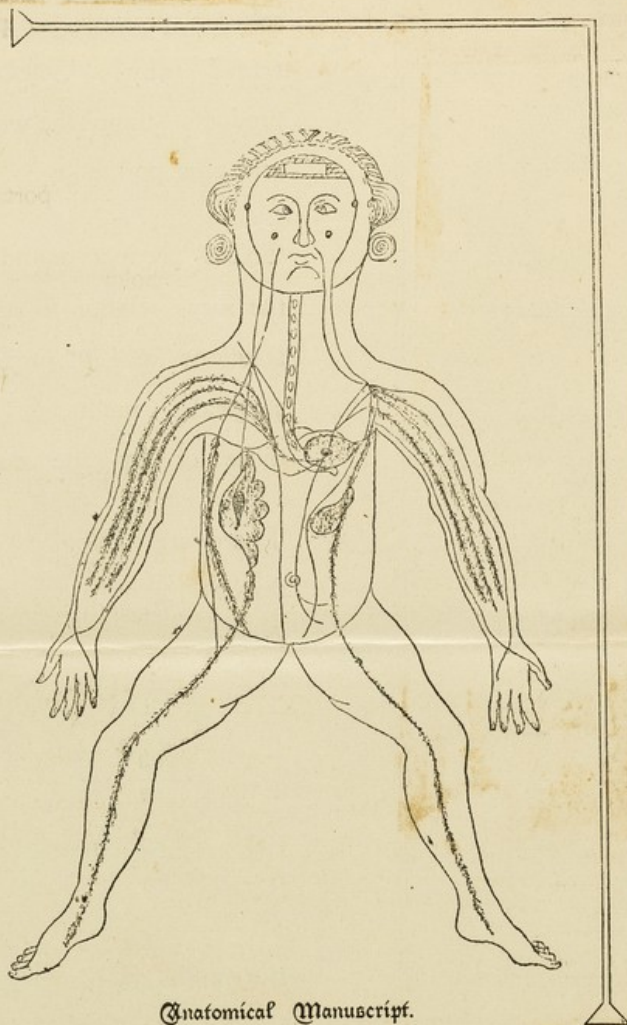
COPYRIGHT]

freshly - made, accurate solution presents, is presented by 'SOLOID' products—minus the water and plus portability.

'Soloid' products stand in the same relation to stock solutions as do modern surgical methods to those of by-gone days.

There are 'Soloid' Anti-septics, Anaesthetics and Astringents ; 'Soloid' Chemicals for Urine, Water and Sewage Analysis ; 'Soloid' Test Indicators, and 'Soloid' Microscopic Stains.

Burroughs Wellcome & Co., London, Sydney and Cape Town.



Anatomical Manuscript.

No. 1. "This is the historie of the arteries whiche proceedeth from the harte and the veins that pulsate. Here are shewn the places of the harte, the lyver and the spleene."

(English MS. of the XIII century—continued on next page.

[COPYRIGHT]

pharmaceutical skill.

'Tabloid' is an invented, registered word which marks the work of Burroughs Wellcome & Co. Its use in prescriptions and orders secures drugs of the highest quality.

Please report any cases of attempted substitution to Burroughs Wellcome & Co., London, Sydney and Cape Town.

Telegraphic and Cable Addresses:

"Tabloid, London."

"Tabloid, Sydney."

"Tabloid, Cape Town."

Rawlin's M.S.

C 328

XV

No one may use the library unless formally admitted a reader.
 No volume (or part) may be taken away from the reading-room,
 or in any way marked.

When handed in
 h. m.

Shelfmark	Author or short title (1 work only)	If only certain vols. (or parts) of a work are wanted, specify them here	Date and size if there is no full shelfmark
(Please write distinctly)			

Please fill in the No. of your Seat, and put back the vol. of the catalogue.

(Date) 1903

(Signature)

(No. of Seat)

Readers not receiving a work as soon as wished should mention the fact at once
 to the Librarian, or a Sub-Librarian, or a senior member of the staff.

Early M. S on Medicine, Alchemy, Anatomy, Chirurgery, & botany -

Early drawings of surgical instruments in B.M.

- * 36617. Chirurgia Albucasis early 14c. * ✓ Sl. 6. Drawings of apothecary, physicians, apothecary, alchemists, etc. following herb. etc.
- { Sl. 277. Surgery of W^m de Narina 15c ✓
- { Sl. 6. * Forme book of anatomy (Regliano de Saliceto) 15c. ✓
- 10440 ✓
- * Sl. 1977 Roger de Salerno Book of Surgery * 13c.
- Sl 3524 " " " " " 15c
- Reg 12 B. 112, 5 " " " " " 15c
- Harl. 3388 " " " " " "
- Harl 3374 Rolland of Narina Surgery 14c.
- Sl. 3018 " " " " " 14c
- " 3550 " " " " " 14c
- Sl 521 - Roger de Salerno - " 14c
- Sl 3018 Brunus - Surgery. " 14c
- { Sl, 618 " " " 15c
- { Harl, 4087 " " " " "
- Barl. 327. De Homine - Seidona y Seville. 12 & 13c.
- 8 A XI. 3 " " " " 13c.
- Sl. 2454 De Membris Corporis. " 13c.
- Sl 967. Joy de Chauliac 15c.
- Sl 3666 " " " " "
- Reg 12 C XIV Lancfranci de Mediolano. Chirurgia. 15c.
- * 29, 301 John y Andrea. 15c. { Drawings showing operation for fistula & instruments used
- Sl. 795 " " " " "
- " 347 " " " " "
- " 405 John y 2nd Pons 15c.
- Cor. 313 Commentarius de partibus humani corporis (Irisia) 14c
- Sl 340 Anatomia. 14c.
- Sl 297. Tractatus de membris humani corporis 15c.
- * Sl. 776. Noble book of Surgery by Charles Whyte
- { I am of mostly London from London work but Barbara Serapion y London 1532 was a number of French drawings of cases treated by Whyte. ca 1500
- Sl. 345 John Kellman.
- Sl. 546 Nathaniel Highmore - Anatomia. 17c.
- Sl 547 " " " " "

486. * Notata de Anatomia by Wm Harvey. 17th cent.
34407. * Nati by John Hunter (autograph)
- Sl 3098. Libri de Coctis by Constantinus Africanus a lease the less. 14c.
- Sl. 134 Roger. De Clisteris, suppositivis et purgans 15c.
- * Eg. 2572 (A.D. 1436) Blood letting during of Typhoid - ^{Five series of colored drawings of Kings + Queens - 2 Elizabeth. James I. Henry 8. Also drawn by St. Cosmo + St. Wam.} 13c.
- Sl. 1124 Pulvis. 13c.
- Sl 348. Isaac son of Solomon Libri de urinis 13c.
- Av. 196. " " 14c.
- Sl. 2527. Henry Daniels. 3 Books of judgment of urine. 14c.
- Bib Eg. 1,624 " " " " 15c.
- Sl 635 Urinis with drawings of 88-98 15+17c.
- Sl 963 Colors of Urines. 15c.
- 34304. De urinis from Urines 15c.
- Sl. 433. De Urinatum Columbus. 14c.
- A 501 " " " 16c.
- Sl 122. The Dietetic agrees all manner of digestion drawn by urine all after the 20 colors of urine. 15c-17c.
- * Sl 55. Uromosopia * 17c. - Urine chart of the 17th cent.
- * Add. 15097 } Remarks that in veterinary surgery - Colored drawings of horses }
→ * 15, 098 } Veterinary Medicine 17th cent. } Surgeons etc. + Instrument Manual }
- 34,327 Notia of Payment from the Exchequer to "Char. Warblind Surgeon for inoculating Prince Frederick for the small pox" £1000-
- 34,327. to Dr. Tho. Denton for marking known his art skill surgery in curing ruptures £5000.
- 31,885. Lib. of Patients - 1619-1666 -
H 15-86. 138-144-144-167. of Dr. Tho. Arthur.
physician to the Comwall family - intimately and expertly their ailments.
- 23,168/23,191. The Book lore of British Medicine by James Kennedy 24 vols.
- * Most valuable bibliography of medical work

- Sl. 536. Weyheri trinitipunctonis f 163-164- . 17th c.
 → Sl. 1001. Weyheri used in medicine fl 15-16- 17th c.
 → Harl. 791. Explanatio Weyheri. 17th c.
 → 5843 p 288. Order of Parliament relating to the practice of
 medicine. 9 Henry V.

- (161) Beatiaribus
- Reg 12. 6 xix Libi de Nalucia
 → " 12 7. xiii " " "
 → Sl 278 " " " 14th c. fol. 44 manuscript
 → Harl 4751. - 50d. " " " 13th c.
 → " 11, 283. " " " 12th c.
 → ar 506. " " " 14th c.
 → ar 292 " " " 14th c.

- Antiani & Botany
- * Harl. 1585 Sixtus Placitus Libi Medicinal. 12th c. see also des. vol. physician living direction to man with c. notes
 → 22, 668. Traditio Medici colored drawing of plants 13th or 14th c.
 Roger de Aarone
- Sl. 371. Iohannes Placitarius - Internatarius 13th or 14th c.
 → Sl 1615. Bartholomaeus. Medici. 13th c.
 → Harl. 522f. Gerardus Bituricensis 14th c.
 → Sl 272 Gilbertus Anglicus. 15th c.
 → ~~Sl 1927. Iulius. French book 13th c.~~
 → Sl 1067 Iohannis de Gaderden - Rosa Medicinal. 15th c.
 Iohannes de Gaderden or Gadderden was a fellow of
 Merton & author of several medical works the
 best known of which is "Rosa Anglicana" etc.
 Friends Hist. of Med. p 550. & Bodrick, Merton of Oxford
 in Oxf. Hist. Soc 1815 p. 96.
- Sl. 521. Iohannes Bray - Practica Medica 14th or 15th c.
 → Harl. 362f. Bernardus de Gordonis A.D. 1304
 Lillium Medicinal
 → 26, 841 " " "
 → 34111 Zonencil Man 15th c.

Per. Co. M. Thompson
March 1891

- Landt 1219. - ^{in profound} ^{Plinius about 7 A.D. R.E.P} ^{called the plan of} ^{of Montaigne present} ^{method of practice} ^{12c. in 1744} ⁴
 Cat. P. 143 Herbals
- Harl 585. Apuleius Madagascensis. Libri de virtutibus Herbarum
 Anglo. Savon. X cent. ^{Large drawing of plants & animals 142 fol}
 * Vit. C III - Ulcus - The treatise of Marcus de virtutibus herbarum
 sl. 2527 ^{X cent. earliest} ^{translated by John Lelamonde of}
Hertford 1373.
- sl. 393 " " " " 15c.
- * Harl 4986 Antonius Maser Herbol. 12c. ^{fine colored drawings}
 Harl 1585 Apuleius Platonis 12c. ^{photo 80 folios}
- * sl. 1975 ^{realistic} ^{the best illuminated} ^{fine m. s. colored}
 21, 115. ^{well drawn} ^{50 fol} ^{Herbarium} ^{2 page of specific illustrations of plants} ^{of the country 93 fol.}
- * Harl 5294 Desiderius Herbarium. XII
 Harl 1585 " " ~~XII~~
- Reg. Apuleius x3 cat-4.
 * Harl 3244 Scapin - ^{Exceedingly} ^{fine} ^{drawings of animals fishes etc.}
 * Harl 3745 Herbaria Volgar. 14c. ^{very fine m. s.}
 → sl. 274 " " 14th c. ^{Fol. Drawings of plants}
 * Harl 1628 Albucasis. 15c. ^{the animal}
 → sl. 309. Platarius. 13c. ^{disproportionately}
 → sl. 706 " " 15c. ^{a phenomenon of great}
 → sl. 282 John of Toledo 15. ^{helping to see the}
 Eg. 2050. Andreas Dideri from animals. 14c. ^{water from}
 → 27, 329. Herbarium of Henry Daniel. 15c. ^{the fine}
 → sl. 404 Work on Pharmacy. 15c. ^{of the}
 → 34304. Symbols used in medicine f83 15c. ^{copy of apuleius}
 → sl. 347 Sigs used in prescriptions. f81.92. 15c. ^{colored drawings of papers}
 → 33996 List of drugs with their prices f2. 15c. ^{large drawings all together}
 * 5297 Herbarium. drawings. 15c. ^{+ kept by Henry VIII}
 → sl. 770 Are English Herbol. ~~G. Kemor~~ ^{Mary Curries}
 → sl. 120 Are Herbarium. ^{Gilbertus Kemor} 15c. ¹⁰⁰⁰
^{English} 14c. ^{in manuscript}

- Stowe 1071 The unicornes home - f 91. 15c.
- * Sl. 1047. M & Regin devised by Henry & this doctors
Alchemy & Chemistry. ^{Plastics & medicine devised by Henry & this doctors}
- * Harl. 7320. - 509. Chemistry ^{plants & wood} 17c. - excellent drawings of chemical apparatus
- * Sl 997 - Secin ymutas etc. 17c. ^{list of alchemical symbols abt 140}
- * Sl. 2792 " " 17c. - Pictures of alchemical symbols
- * Sl 830 " " 18c. 17c
- ^{illuminated} * 22, 757 * ^{Secrets of the} Secreti Della distillatione. 17c. ^{Secret alphabets}
- ^{very fine colored drawings of apparatus} * 29, 895 * the works of the Rosary of Philosophers. 15c. 1588.
- * Bibl. Eg 845. Philosophi Stone. 15c. - Alchemical symbolic drawings
- Reg 12. E xxv De Herbamentis.
- Harl 80 m.c. " = Hermetici
- * 29, 487. (Italian) Symbols. 16c. 16th Cent. ^{alchemical symbols}
- * 5025. Ripley's Drawings - ^{first drawing} symbolic alchemical in color
- * 32, 621. Drawings by J. Staudyshi. 16c.
- p. 211 → Harl 2407. Alchem. 16c.
- ^{Exquisite pictures of symbolic operations} * Harl 3469. Philosophi Nova Illuminatio. 16c.
- ^{very well drawn alchem symbols} * Sl. 12. ^{not called} The Coronation Alchem. Colored figures. 12c. ^{well drawn colored alchemical pictures with explanations}
- * Knigs 287. The best " Symbols f. 22. 15c.
- Sl. 276. " " 15c.
- Harl 2407. " " 15c.
- Sl 830. " " 16c.
- Slo. 278 Mandrake. f. 48.
- ~~Vitell c iii~~ " ~~f 576~~
- Surgeon's operation
- → Eg. 1065. f. 9. Surgeon.
- 177. ii f 1 " "
- Harl 1585 ff 819 " operation 12th Cent
- Slo 1975 ff 91 -
- ~~Slo 1977~~
- 29, 301

Physician.

- 20, 698 fol 231 f 231b
- 15 2 ii fol 276
- 16 9. viii fol 32 Caesarian Operation depicted
- 19 c. vi .. 20 14th cent. French
- 20 c. ix f 310 x * good pict of physician - scene some at death of a queen -
- ~~Harl 1585 f 72~~
- ~~Slo 1975 f 85~~
- 15, 2 ii f 165

- Slo 1975 ff 856 916
- Harl 1585 ff 66 86 72b
- Slo 1977 f 50, 136

- Harl 4379 f 125b
- 15 D iii f 455

Canis College.

M.S. 190 . Experimenta Magna - ^{early.} XIII cent.
Illum of Gordon etc.

Contains several very curious anatomical figures (similar to the English MS in the Bodleian) & crude drawings of internal organs coloured -

This MS. appears to be earlier than the one in the "Bodleian" & is equally interesting.

A very complete & descriptive Catalogue of the MS. in Trinity Coll: Libr. has been compiled by Dr. James. He has also catalogued the libraries of all the other colleges in Cambridge -

Cheetham's library - Manchester 23/3/04

M. S. on Chirurgie, by Guy de Chauliac
XV century.

John Rylands library - Manchester

Herbal =

Contains fine coloured woodcuts
similar to 1st ed. of *Ortus Sanitatis*

York Minster library. Apr. 1904
only one M.S. on medicine

no drawings.

Durham Cathedral library. - Apr. 1904

M.S. Libri Medicinalis XI century

containing curious drawings in outline
on last two leaves actual century

Harold 1842

Prop. House

Sl 3733 (170) Paul & Lucie W. H. H.

179

Permission to use the Reading Room and Students' Room in the Department of MSS. will be withdrawn from any person who shall write or make marks on any part of a Printed Book, Manuscript, or Map belonging to the Museum.

Readers are not, under any circumstances, to take a Book, Manuscript, or Map out of the Reading Room or Students' Room.

Before leaving either Room, Readers are particularly requested to return MSS. to the clerk at the receiving counter, and to reclaim the Tickets. READERS BEING RESPONSIBLE FOR THE MSS. SO LONG AS THE TICKETS REMAIN UNCANCELLED.

Collection and Number of MS. wanted.

(Date)

36617

C. J. Thompson

(Signature).

Please to restore each Volume of the Catalogue to its place, as soon as done with.

READERS ARE *PARTICULARLY* REQUESTED

1. Not to ask for more than *one* MS. on the same ticket.
2. To quote accurately the name of the Collection and the Number of the MS. wanted.
3. To write in a plain, clear hand, in order to avoid delay and mistakes.
4. To bear in mind that no MS. will be left at a seat unless the reader who asks for it is there to receive it.
5. When any cause for complaint arises, to apply at once to the Superintendent.

Permission to use the Reading Room and Students' Room in the Department of MSS. will be withdrawn from any person who shall write or make marks on any part of a Printed Book, Manuscript, or Map belonging to the Museum.

Readers are not, under any circumstances, to take a Book, Manuscript, or Map out of the Reading Room or Students' Room.

Before leaving either Room, Readers are particularly requested to return MSS. to the clerk at the receiving counter, and to reclaim the Tickets. READERS BEING RESPONSIBLE FOR THE MSS. SO LONG AS THE TICKETS REMAIN UNCANCELLED.

Collection and Number of MS. wanted.

(Date)

Se. 1977

3074/26

C/S Thompson

(Signature).


Please to restore each Volume of the Catalogue to its place, as soon as done with.


701 Wt.12877/85 20,000 9/25 JWLtdO 183/20

(EX)

READERS ARE *PARTICULARLY* REQUESTED

1. Not to ask for more than *one* MS. on the same ticket.
2. To quote accurately the name of the Collection and the Number of the MS. wanted.
3. To write in a plain, clear hand, in order to avoid delay and mistakes.
4. To bear in mind that no MS. will be left at a seat unless the reader who asks for it is there to receive it.
5. When any cause for complaint arises, to apply at once to the Superintendent.





Cope, Catalogus Codicum Mss.

Copms. Christi ~~69~~ John of Gaddeston.

~~73~~ Calendarium. XVe.

~~125~~ Tractatum. XIV & XVe.

~~129~~ Liber de Herbariis (5) XIII c. 1350

St. John ~~17~~ ~~Tractatus~~ 1110

~~61~~ XIV

76 Chronica Joh. Weyghe. XIV

113 Herbarium. XIV

178 Breve (15) XIII

Buller 329 Herbar. XV.

John Weyghe
Large number of drawings
of anatomical instruments
colored

Mandragora pinguis re ex. dica
pau in the head hypostomus

A shure ground to lay on gold, either on paper or parchment.

Grind white bone ^{bone?} with egg lime ^{egg shells} first in water & being settled one day mix the same with green water not too thick, so done let the same dry; cut your leaf (or b) the proportion for the place then with your pencil dipped in red lake apply over your ground & presently lay on the gold which being dry you may burnish.

Grind Bole Armoniac ^{another} with arsenic & settle it on your parchment, as the ground aforesaid with lake. This is as good -

from

Benedictus Freund

Inomin Terin 1360

