

[Report of the Medical Officer of Health for Southwark, Borough of].

Contributors

Southwark (London, England). Metropolitan Borough.
Millson, George B.

Publication/Creation

[1923?]

Persistent URL

<https://wellcomecollection.org/works/dnevpnvf>

License and attribution

You have permission to make copies of this work under a Creative Commons, Attribution, Non-commercial license.

Non-commercial use includes private study, academic research, teaching, and other activities that are not primarily intended for, or directed towards, commercial advantage or private monetary compensation. See the Legal Code for further information.

Image source should be attributed as specified in the full catalogue record. If no source is given the image should be attributed to Wellcome Collection.



Wellcome Collection
183 Euston Road
London NW1 2BE UK
T +44 (0)20 7611 8722
E library@wellcomecollection.org
<https://wellcomecollection.org>

Borough of Southwark



ANNUAL REPORT

OF THE

Medical Officer of Health

FOR THE

YEAR 1922.

G. B. MILLSON, O.B.E., L.R.C.P., M.R.C.S.,

Medical Officer of Health.

LONDON :

T. CORNELL & SONS, General Printers, 62 and 63, Borough Road, S.E.1.

Borough of Southwark



ANNUAL REPORT

OF THE

Medical Officer of Health

FOR THE

YEAR 1922.



C. B. MILLSON O.B.E. L.R.C.P. M.R.C.S.

Medical Officer of Health

LONDON :

Printed by the Borough Engineer and Surveyor, Borough of Southwark, 1922.

TABLE OF CONTENTS.

	PAGE.
Public Health Staff (a Moiety of whose salary is contributed by the Ministry of Health)	2-3
Census Tables	4-10
General Statistics	11
Population of Borough	12-13
Ward distribution and persons per acre	14
Births	14
Birth-rates for the last thirty years for the three divisions of the Borough	15
Births, Birth-rates, Infantile Mortality and Zymotic rates in the Wards ...	16
Deaths	17
Number registered	17
In outlying districts	17-20
Death-rates for the last thirty years for the three divisions of the Borough	21
Death-rates in the several wards for the last fifteen years	22
Deaths in public institutions in the Borough	23
Births and deaths registered in the sub-districts	24-25
Vital statistics for whole district	26
Deaths from the various classes of disease in Sanitary Area for 1922 ...	27-31
Deaths from all causes in Sanitary Area for ten years, 1913-22 ...	32-35
Principal causes of and ages at death during 1922	36-37
Deaths of infants under one year of age during the last 28 years ...	38
Infantile Mortality (under 1 year) for the Borough	39
Vital statistics for separate localities (wards)	40-41
Cases of infectious diseases notified with ages and number removed, in wards...	42
Cases of infectious diseases occurring in the several wards	43
Deaths from principal zymotic diseases in the wards	44
Deaths in the several wards with the ages and death-rate in each ward ...	45
Cases of infectious diseases notified weekly	46-47
Analysis of cases treated in hospitals and at home for the last twenty-two years	48-49
Births, Deaths and Notified Cases of Infectious Disease in London during 1922	50-51
Phthisis—Number of cases notified and other particulars	52
Pulmonary Tuberculosis—Deaths (a) in own homes (b) in Hospitals ...	53

	PAGE.
Public Health (Tuberculosis) Regulations, 1912, Summary of Notifications ...	54
Zymotic mortality, showing the localities where the deaths occurred ...	55
Small-pox ...	56
Scarlet fever ...	56
Observations as to its incidence, &c. ...	57
Number of cases notified in Southwark and in London ...	57
Mortality for the last ten years ...	57
Percentage of cases removed to hospital ...	57
Mortality rate ...	57
Diphtheria ...	57
Number of cases notified in Southwark and in London ...	58
Mortality for the last ten years ...	58
Percentage of cases removed to hospital... ..	58
Enteric fever ...	58
Number of cases notified ...	58
Mortality for the last ten years ...	58
Cases removed to hospital ..	58
Measles ...	58
Mortality for ten years ...	59
Diarrhæa ...	59
Mortality for the last ten years ...	60
Whooping cough ...	60
Mortality for ten years ...	60
Anthrax, Influenza and Ophthalmia Neonatorum ...	60-61
Cerebro-Spinal Fever, Encephalitis Lethargica, Polio-Myelitis, and Encephalitis	62-63
Health Work and Notification of Births Act... ..	64
Number of visits made by Health Visitors ...	64
Maternity and Child Welfare : Report on work carried out at the several Centres during 1922 ...	65-77
Nursing ...	78
Diphtheria Anti-Toxin ...	78
Laboratory Work ...	78
Municipal Nursery ...	78
Reception House: return of families accommodated ...	79-80



	PAGE.
Disinfection	81
After Infectious Disease—Locality of rooms disinfected	81
Ditto stripped	81
Bedding disinfected and destroyed	82
After Phthisis—Locality of rooms sprayed	82
Ditto stripped	82
Cleansing of Verminous and Scabious Persons	83
Number cleansed during 1922, and schools attended by children	84-85
Number cleansed from Common Lodging Houses, &c.	86
Verminous rooms and contents cleansed by Council and owners	87
Verminous bedding, &c., treated	88
Verminous rooms stripped by Council's staff	88
Mortuaries	89
House to house inspection and miscellaneous nuisances dealt with in relation to the wards	90-96
Rats and Mice (Destruction) Act	97
Houses let in lodgings—Number added to and removed from Register in 1922...	98
Localities (wards)	98
Sanitary works carried out, Visits made, &c.	99-100
Ice Creams, Number of inspections of premises	101
Eating Houses, Number of inspections, &c.	102
Inspections of wharves, markets, &c.	103
Inspection of food—Quantity and Description examined throughout Borough	104-111
Quantity examined at wharves, &c.	112-117
Samples examined and number unsound	118
Customs and Inland Revenue Act	119
Housing, Town Planning, &c., 1909	119
Water Certificates granted under Section 48	119
Water Supply in tenemented houses : Additional supplies provided	119
Housing, Town Planning, &c., Act, 1909 : Action taken	120-125
Housing Conditions—Statistics for the year 1922	126-127

	PAGE.
Black Smoke Nuisances	128
Complaints received at Office	128
Number of observations made, and action taken	128
Number of complaints received, &c., for twenty-one years	129
Factories and workshops, Inspections, &c., in wards	130-131
Summary of inspections made, defects found and remedied, &c.	132
Home Work—Outworkers	133
Registered Workshops, &c.	134
Public Health, &c. Acts, summonses taken out and results	135
Particulars of proceedings taken	136-143
Summary of inspections and reinspections in wards for 1922	144-145
Summary of sanitary works completed during 1922 in wards	146-147
Ditto ditto ditto and 14 preceding years	148-149
Summary of inspections and reinspections during 1922 and 15 preceding years	150
Milksellers...	151
Noxious Trades	151
Cowsheds	152
Bakehouses	152-153
Butter and Margarine Factories and Stores	153
Slaughterhouses	153
Food and Drugs Acts, Number of "official" samples taken in wards	153
Summonses taken out and results	154
Informal samples taken and results of analyses	155
Sale of Food Order, 1922	155
Public Health (Milk and Cream) Regulations	155
Table giving number and description of samples with adulteration	156-161
Particulars of proceedings taken under the Sale of Food and Drugs Acts	162-163
Appendix: Report of the Tuberculosis Officer	166-173



BOROUGH OF SOUTHWARK.

PUBLIC HEALTH DEPARTMENT,
TOWN HALL,

WALWORTH ROAD, S.E.

DEAR SIR, LADIES AND GENTLEMEN,

I have the honour of submitting for your consideration my thirty-sixth Annual Report which deals with the vital statistics and general sanitary work for the year 1922.

It will be seen that there has been a decrease in the birth-rate of 2·9, whilst the death-rate has increased 1·2 per 1,000.

The infantile mortality rate has considerably decreased, from 90 in 1921, to 79 for the present year.

The deaths from Measles were very numerous, being 145. This number has not been exceeded for the last 12 years. My report on Measles will be found on pages 58 and 59.

There has also been an increase in the deaths from Whooping Cough, the number, with the exception of the year 1918, exceeding that of any year for the last 10 years.

Primary Pneumonia and Influenzal Pneumonia were responsible for a large number of deaths.

Necessitous children and expectant and nursing mothers received free milk to the extent of £2,300. The milk scale for necessitous persons has been slightly reduced, and the income must not exceed 35s. for parents with 1 child, 40s. for 2 children, 45s. for 4 children, and 50s. over 4 children.

The Maternity and Child Welfare work has progressed exceedingly well during the year as will be seen by the statistics set out in my report pages 65 to 77. All Saints' Centre has returned to its old quarters at the Parish Room, Surrey Square. St. Mary's Centre which was a Voluntary one, holding its sessions at St. John's Institute, Larcom street, has been taken over as a Municipal Centre with its home at St. Mary's Parochial Hall, Kennington Park Road. A subsidy has been given by the Council of rather more than £200 a year to St. John's Voluntary Centre, Larcom Street.

I have advised that the Dental Clinic held in the Parochial Hall, Lorrimore Street, which has been in existence for more than a year should be discontinued as being unnecessary, on account of the opening of a new Dental Clinic by the Newington United Charities in Penrose Street, and the facilities that are given for dental treatment at the various large hospitals in or near our Borough. The Dental Clinic is an expensive affair both in regard to money spent and also the services given by the staff.

The health of the whole of the Public Health staff has been good during the year, except that I have to report the death of Mr. Rugg, Sanitary Inspector for St. Jude's Ward.

The work of food inspection at the wharves has been very heavy during the year, but extremely well carried out by Mr. Fisher the Food Inspector, under my supervision.

The Rats and Mice (Destruction) Act, 1919, has been in operation during the year and many houses infested with rats have been cleared of them.

The whole of the health work has been carried out efficiently.

I have to thank all the Officers under me for their zeal, and also the Council for their courtesy and support.

I have the honour to be,

Your obedient servant,

G. B. MILLSON,

Medical Officer of Health.

*To the Mayor, Aldermen and Councillors,
of the Borough of Southwark.*

PUBLIC HEALTH STAFF.

	Special Diplomas or Certificates of Qualification.
G. B. Millson, O.B.E., Medical Officer of Health	M.R.C.S., L.R.C.P.
H. Wilson, Tuberculosis Officer ...	M.D., B.S., M.R.C.S., L.R.C.P., D.P.H.
Arabella C. Kirker, Assistant Medical Officer of Health, Maternity and Child Welfare	M.B., B.Ch., B.A.O.
J. Weatheritt, Senior Sanitary Inspector	S.I., Surveyors' Institute, Building Construction, Hygiene, Physiology, Geometry, Applied Mechanics, Chemistry and Plumbing.
G. Fisher, Inspector of Food, Assistant Inspector under the Unsound Food and Foreign Meat Regulations ...	S.I., Meat and other foods, Building Construction, Brickwork (Honours), Hygiene, Physiology, Builders' quantity surveying.
J. C. Nicholson, Food & Drugs Inspector	S.I.E.B., Meat & other foods, 1st Class Engineer Board of Trade, Mechanics, Machine Construction and Steam.

J. A. Syms, Sanitary Inspector	...	S.E.I.B., Meat & other foods, Building Construction, Brickwork, Physiology, Hygiene, Plumbing (Honours).
T. Bradshaw, Sanitary Inspector	...	S.I.E.B., Meat & other foods, Plumbing (Honours).
W. H. Banham, Sanitary Inspector	...	S.I.E.B., Building Construc- tion and Sanitary Science.
D. H. Pickard, Sanitary Inspector	...	S.I.E.B., Meat & other foods, Building Construction.
J. R. Findley, Sanitary Inspector	...	S.I.E.B., Physiology, Hygiene.
H. S. Steele, Sanitary Inspector	...	S.I.E.B., Sanitary Science.
F. Jenkinson, Sanitary Inspector	...	C.S.I.
F. Mayhew, Sanitary Inspector	...	S.I.E.B., Building Construction.
S. Bowers, Sanitary Inspector	...	S.I.E.B., Meat & other foods, Building Construction.
R. H. Goodfellow, Sanitary Inspector	...	C.S.I., Meat & other foods.
Annie Elliott, Inspector under the Fac- tory and Workshop Acts	...	C.S.I.
Margaret Burrows, Inspector under the Houses Let in Lodgings Bye-Laws	...	S.I.E.B.
Jane Holland, Superintendent Health Visitor	H.V., C.M.B., Medical and Surgical Nursing.
Hilda Johnson, Health Visitor	...	H.V., C.M.B. and Nursing.
Lilian Hartley, Health Visitor	...	Senior Oxford Midwife.
Annie Rogers, Health Visitor	...	S.I.E.B., H.V., British Red Cross, Sanitary Science.
Clare Cottrill, Health Visitor...	...	H.V., C.M.B., Hygiene and Nursing.
Winifred Sayer, Health Visitor	...	H.V., C.M.B. and Nursing.
Florence Adair, Health Visitor	...	H.V., C.M.B., British Red Cross.
Mary Freeth, Health Visitor...	...	H.V., C.M.B. and Nursing.
Mary George, Health Visitor...	...	H.V. and Nursing.
Annie Kingsmill, Health Visitor	...	H.V., C.M.B. and Nursing.
May Southward, Health Visitor	...	Trained Nurse.

PART TIME OFFICERS.


Dorothy Shepherd, Maternity and Child Welfare Clinic	M.B., Ch.B.
Kathleen M. Cogan, Maternity and Child Welfare Clinic	M.B., B.S., M.R.C.S., L.R.C.P.

Administrative County and Metropolitan Boroughs Population and Intercensal Variations.

DISTRICT.	Population.				Population.			INTERCENSAL VARIATION.				
	1901.		1911.		1921.			1901-11.	1911-21.			
	Persons.	Persons.	Males.	Females.	Persons.	Males.	Females.	Inc. or Dec. (—). Amount.	Inc. or Dec. (—). Amount.	Per cent.	Excess of Births over Deaths. (— = Deficiency.)	Gain or Loss (—) by Migration. (See Note (a).)
Cols. a	b	c	d	e	f	g	h	i	j	k	l	m
Administrative County (including the City of London) ...	4,536,267	4,521,685	2,126,341	2,395,344	4,484,523	2,071,579	2,412,944	—14,582	—37,162	—0.8	359,861	—397,023
City of London (County Corporate) ...	26,923	19,657	10,080	9,577	13,709	6,722	6,987	—7,266	—5,948	—30.3	—979	—4,969
Metropolitan Boroughs.												
Battersea ...	168,907	167,743	80,916	86,827	167,739	78,658	89,081	—1,164	—4	—0.0	15,473	—15,477
Bermondsey ...	130,760	125,903	62,890	63,013	119,452	58,341	61,111	—4,857	—6,451	—5.1	13,771	—20,222
Bethnal Green ...	129,680	128,183	62,658	65,525	117,238	56,766	60,472	—1,497	—10,945	—8.5	14,871	—25,816
Camberwell ...	259,339	261,328	124,255	137,073	267,198	125,548	141,650	1,989	5,870	2.2	24,401	—18,531
Chelsea ...	73,842	66,885	28,470	37,915	63,697	25,794	37,903	—7,457	—2,688	—4.0	1,929	—4,617
Deptford ...	110,398	109,496	52,987	56,509	112,534	54,131	58,403	—902	3,038	2.8	12,095	—9,057
Finsbury ...	101,463	87,923	42,655	45,268	75,995	36,156	39,839	—13,540	—11,928	—13.6	6,776	—18,704
Fulham ...	137,289	153,284	72,662	80,622	157,938	73,243	84,695	15,995	4,654	3.0	16,957	—12,303
Greenwich ...	95,770	95,968	47,241	48,727	100,450	48,850	51,600	198	4,482	4.7	8,953	—4,471
Hackney ...	219,110	222,533	102,948	119,585	222,142	101,993	120,149	3,423	—391	—0.2	18,497	—18,888
Hammersmith ...	112,239	121,521	58,084	63,437	130,295	62,479	67,816	9,282	8,774	7.2	9,737	—963
Hampstead ...	81,942	85,495	32,807	52,688	86,153	33,253	52,900	3,553	658	0.8	3,154	—2,496
Holborn ...	59,405	49,357	24,089	25,268	43,192	20,732	22,460	—10,048	—6,165	—12.5	—9	—6,156
Islington ...	334,991	327,403	155,901	171,502	330,737	154,661	176,076	—7,588	3,334	1.0	25,353	—22,019
Kensington ...	176,628	172,317	66,497	105,820	175,859	67,805	108,054	—4,311	3,542	2.1	6,845	—3,303
Lambeth ...	301,895	298,058	142,080	155,978	302,868	141,528	161,340	—38,37	4,810	1.6	22,243	—17,433
Lewisham ...	127,495	160,834	72,780	88,054	174,194	79,165	95,029	33,339	13,360	8.3	13,244	—116
Paddington ...	143,976	142,551	60,415	82,136	144,261	60,491	83,770	—1,425	1,710	1.2	7,997	—6,287
Poplar ...	168,822	162,442	80,912	81,530	162,578	80,420	82,158	—6,380	136	0.1	19,688	—19,552
St. Marylebone ...	133,301	118,160	49,685	68,475	104,173	41,007	63,166	—15,141	—13,987	—11.8	3,102	—17,089
St. Pancras ...	235,317	218,387	106,728	111,659	211,366	99,620	111,746	—16,930	—7,021	—3.2	15,531	—22,552
Shoreditch ...	118,637	111,390	54,842	56,548	104,248	50,317	53,931	—7,247	—7,142	—6.4	11,232	—18,374
Southwark ...	206,180	191,907	95,532	96,375	184,404	89,653	94,751	—14,273	—7,503	—3.9	18,535	—26,038
Stepney ...	298,600	279,804	140,116	139,688	249,657	122,515	127,142	—18,796	—30,147	—10.8	30,922	—61,069
Stoke Newington ...	51,247	50,659	22,663	27,996	52,172	23,461	28,711	588	1,513	3.0	2,831	—1,318
Wandsworth ...	231,922	311,360	140,728	170,632	328,307	147,229	181,078	79,438	16,947	5.4	23,854	—6,907
Westminster, City of ...	183,011	160,261	73,449	86,812	141,578	61,380	80,198	—22,750	—18,683	—11.7	263	—18,946
Woolwich ...	117,178	121,376	61,271	60,105	140,389	69,661	70,728	4,198	19,013	15.7	12,595	—6,418

NOTE (a) War deaths which occurred outside the country are included in column M as whole of England and Wales they have been assessed at about 3.1 per cent.

losses by migration. Estimates for individual districts are not available, but for of the 1921 male population.



No. 2.

[CENSUS TABLES, 1921.]

Acreage, Population, Private Families and Dwellings in the Borough of Southwark.

Municipal Wards or Civil Parishes.	Area in Statute Acres.	TOTAL POPULATION.				PRIVATE FAMILIES AND DWELLINGS.				
		1911.	1921.			Private Families.	Population in Private Families.	Structurally Separate Dwellings Occupied.	Rooms Occupied.	Rooms per Person.
		Persons.	Persons.	Males.	Females.					
St. Mary's Ward	127	22,275	22,650	11,212	11,438	5,900	22,468	3,890	17,277	0.77
St. Paul's Ward	133	19,601	19,177	9,205	9,972	5,235	16,836	2,811	16,537	0.98
St. Peter's Ward	146	28,888	27,751	13,528	14,223	6,946	27,650	3,827	20,151	0.73
St. John's Ward	118	30,006	29,367	14,049	15,318	7,589	29,226	4,671	19,721	0.67
Trinity Ward	109	16,024	16,042	7,962	8,080	3,891	15,469	2,446	11,783	0.76
St. Michael's Ward	93	22,704	20,541	10,214	10,327	4,874	19,368	3,764	12,166	0.63
St. Jude's Ward	97	13,568	13,759	6,456	7,303	4,028	12,965	1,665	9,436	0.73
St. George's Ward	98	19,490	17,814	8,643	9,171	4,155	17,713	2,872	11,948	0.67
Christchurch Ward	77	9,514	8,296	4,260	4,036	2,157	7,668	1,159	5,331	0.70
St. Saviour's Ward	133	9,837	9,007	4,124	4,883	1,952	7,608	1,720	5,480	0.72
	1,131	191,907	184,404	89,653	94,751	46,727	176,971	28,825	129,830	0.73


NOTE.—All Saints' District with an area of 89 acres and a population of 21,165 is included in the Wards of St. Peter and St. John.

No. 3.

CENSUS TABLES, 1921.

Buildings, Dwellings, Rooms and Families in the Borough of Southwark.

BUILDINGS.			Population, 1921.		Dwellings occupied by non-private families (excluded from Columns G and P.)	STRUCTURALLY SEPARATE DWELLINGS OCCUPIED BY PRIVATE FAMILIES OR VACANT.							TOTAL ROOMS.									
In course of erection.	Completed.					F	G	H	K	L	M	N		O	P							
	Not Contained Dwellings.	Contained Dwellings.														Vacant on Census night.	Occupied by Caretaker.	1-3 Rooms.	4-5 Rooms.	6-8 Rooms.	9 or more Rooms.	Total Dwellings.
Cols. A	B	C	D	E	F	G	H	K	L	M	N	O	P									
4	—	14,625	117,873	I. Undivided Private Houses ...	15	122	14	1,572	4,187	7,468	1,383	14,610	85,926									
—	—	81	777	II. Structurally divided Private Houses ...	—	3	—	103	91	—	—	194	665									
57	—	1,435	44,806	III. Blocks of Flats, Tenements, &c. ...	—	310	1	10,153	1,524	14	1	11,692	30,752									
4	478	2,589	13,597	IV. Shops ...	5	80	12	412	1,172	877	123	2,584	13,361									
3	1,280	320	7,351	V. Others ...	49	11	37	105	112	46	8	271	1,154									
68	1,758	19,050	184,404	Total ...	69	526	64	12,345	7,086	8,405	1,515	29,351	131,859									
2	981	158	626	Principal Buildings in Group V. (Others) above— Offices, Factories, Warehouses, Workshops. Hotels. Institutions. Places of Worship Places of Amusement.	Vacant on Census night ...			353	121	42	10	526	1,702									
					Dwellings occupied by 1 private family ...			11,813	4,776	1,643	182	18,414	61,377									
					,, ,, 2 private families ...			155	1,782	3,439	156	5,532	32,192									
					,, ,, 3 or more private families ...			24	407	3,281	1,167	4,879	36,588									
					Total Dwellings occupied by private families { No. %			11,992 42	6,965 24	8,363 29	1,505 5	28,825 100	130,157 —									
—	—	1	22		Total private families therein ...			12,195	9,613	19,629	5,290	46,727	—									



No. 5. CENSUS TABLES, 1921.
Ages (Individual Years) Borough of Southwark. Population, 184,404—89,653 Males, 94,751 Females.

Age last Birthday.	Males.	Females.	Age last Birthday.	Males.	Females.	Age last Birthday	Males.	Females.	Age last Birthday.	Males.	Females.
All ages...	89,653	94,751	25 ...	1,317	1,606	51 ...	983	821	77 ...	118	178
0 ...	2,320	2,249	26 ...	1,267	1,678	52 ...	944	869	78 ...	109	165
1 ...	2,579	2,446	27 ...	1,301	1,503	53 ...	937	840	79 ...	77	117
2 ...	1,392	1,413	28 ..	1,311	1,564	54 ...	931	897	80 ...	71	122
3 ...	1,307	1,395	29 ...	1,301	1,431	55 ...	767	777	81 ...	43	80
4 ...	1,713	1,520	30 ...	1,305	1,561	56 ...	865	786	82 ...	42	69
5 ...	1,784	1,751	31 ...	1,203	1,302	57 ...	761	697	83 ...	29	64
6 ...	1,887	1,895	32 ...	1,258	1,403	58 ...	799	790	84 ...	28	47
7 ...	1,923	1,926	33 ...	1,227	1,387	59 ...	679	693	85 ...	24	34
8 ...	1,946	1,959	34 ...	1,167	1,338	60 ...	807	696	86 ...	15	34
9 ...	1,950	1,883	25 ...	1,259	1,361	61 ...	581	484	87 ...	10	20
10 ...	1,821	1,876	36 ..	1,189	1,332	62 ...	581	530	88 ...	6	16
11 ...	1,854	1,967	37 ...	1,142	1,279	63 ...	539	568	89 ...	10	10
12 ...	1,857	1,913	38 ...	1,193	1,403	64 ...	544	470	90 ...	4	13
13 ...	1,854	1,932	39 ...	1,249	1,346	65 ...	523	481	91 ...	3	5
14 ...	1,830	1,864	40 ...	1,290	1,392	66 ...	446	440	92 ...	1	4
15 ...	1,781	1,828	41 ...	1,121	1,128	67 ...	459	425	93 ...	—	3
16 ..	1,828	1,814	42 ..	1,199	1,293	68 ...	405	448	94 ...	1	—
17 ...	1,626	1,806	43 ...	1,087	1,079	69 ...	395	402	95 ...	2	—
18 ...	1,531	1,850	44 ...	1,072	1,136	70 ...	357	381	96 ...	2	3
19 ...	1,457	1,787	45 ...	1,180	1,173	71 ...	278	263	97 ...	—	1
20 ...	1,452	1,832	46 ...	1,008	999	72 ...	241	286	98 ...	—	2
21 ..	1,419	1,802	47 ...	1,081	1,052	73 ...	208	275	99 ...	—	—
22 ...	1,353	1,684	48 ...	1,227	1,138	74 ...	197	238	100 and over.	1	—
23 ...	1,342	1,766	49 ...	1,225	1,036	75 ...	159	216			
24 ..	1,324	1,629	50 ...	1,211	1,084	76 ...	151	200			
									Total ...	89,653	94,751

1.—GENERAL STATISTICS, 1922.

Enumerated Population (Census 1921)	184,404
Estimated population (1922)	187,220
Area (acres)	1,131
Number of inhabited houses (1921)	19,050
Number of families or separate occupiers	46,727
Rateable value (March, 1922)	£1,256,766
Sum represented by penny rate	£5,124

2.—EXTRACTS FROM VITAL STATISTICS OF THE YEAR.

Births—Legitimate ... 4,395

Illegitimate ... 181

Total ... 4,576

Birth Rate, 24·4.

Deaths ... 2,895

Death Rate, 15·5.

Number of women dying in, or in consequence of childbirth—

From sepsis ... 4

Other causes ... 9

Deaths of infants under 1 year of age per 1,000 births, 79.

Legitimate ... 341

Illegitimate ... 22

Total ... 363

Deaths from Measles (all ages) ... 145

Do. Whooping Cough (all ages) ... 62

Do. Diarrhæa under 2 years of age ... 23

Deaths in the Sanitary Area from the principal Zymotic Diseases.

Total excluding Phthisis.	Cerebro- Spinal Fever.	Measles.	Scarlet Fever.	Diphtheria.	Whooping Cough.	Influenza.	Enteric Fever.	Diarrhoea.	Phthisis.	Encephal- itis Lethargica.	Dysentery.	Deaths under 1 year to 1000 Births.
420	3	145	17	61	62	92	3	29	249	7	1	—
The Zymotic Rate per 1000 and Infant Rate.												
2.2	0.02	0.77	0.10	0.33	0.33	0.49	0.02	0.15	1.33	0.04	—	79

POPULATION

The estimated population for 1922, as supplied by the Registrar-General, was 187,220, and the various rates in my report have been calculated on that figure. Southwark being a district completely built over, beyond the reconstruction and remodelling of old buildings, few new buildings have been erected. Two additional new blocks on the Tabard Street area have been completed. The representations made in 1919 of the East Street area and two or three smaller areas are still being considered by the London County Council, but no definite decision, up to the present time, has been arrived at.

During the year many of our formerly out of work people have found employment. There is in Southwark a large number of casual labourers, carmen, and unemployable persons. I am afraid that in the future owing to our boys not being attached or apprenticed to a trade we shall see a great increase of unemployment and ill-equipped men, and consequently more general poverty. It is surprising even to those who know the district, how men who have not worked for years manage to keep themselves and their families in good condition and fairly well dressed. There must be an enormous number of charitable agencies to which they successfully appeal.

As I have reported on many occasions Southwark is a district abounding in trades using partly manufactured materials, and such being the case unemployment would naturally fall more heavily upon such a district than upon those in which raw materials enter more largely into their staple trades.

The population of the several divisions of the Borough at each Census since 1841, and also the estimated population for 1912, 1913, 1914, 1915, 1916, 1917, 1918, 1919, 1920, and 1922.

	Newington.	St. George's.	St. Saviour's and Christchurch.
1841	... 54,693
1851	... 64,816	... 51,824	... 35,731
1861	... 82,157	... 55,510	... 36,169
1871	... 88,691	... 56,083	... 31,294
1881	... 107,831	... 58,652	... 31,628
1891	... 115,663	... 59,740	... 27,116
1901	... 121,863	... 60,998	... 23,319
1911	... 116,819	... 55,782	... 19,316
1912	... 116,264	... 54,502	... 19,251
1913	... 115,333	... 54,057	... 19,097
1914	... 115,559	... 53,628	... 19,134
1915	... 110,071	... 51,119	... 18,234
1916	... 108,683	... 50,476	... 18,007
1917	... 103,000	... 47,869	... 17,067
1918	... 99,316	... 46,153	... 16,499
1919	... 110,497	... 51,185	... 18,289
1920	... 114,896	... 53,222	... 19,024
1921	... 114,987	... 52,114	... 17,303
1922	... 116,683	... 52,996	... 17,541

The Ward distribution was as follows :—

TABLE 1.

WARD.	Area in Acres	Population.			Persons to the Acre.
		Males.	Females.	Total.	
St. Mary ...	127	11,300	11,582	22,882	180
St. Paul ...	133	9,285	10,077	19,362	146
St. Peter ...	90	8,386	8,984	17,370	193
St. John ...	85	9,270	9,948	19,218	226
Trinity ...	109	8,087	8,228	16,315	150
All Saints ...	89	10,400	11,136	21,536	242
St. Michael ...	93	10,325	10,470	20,795	224
St. Jude ...	97	6,529	7,483	14,012	144
St. George ...	98	8,850	9,339	18,189	186
Christchurch ...	77	4,287	4,102	8,389	109
St. Saviour ...	133	4,185	4,967	9,152	69
Whole Borough	1,131	90,904	96,316	187,220	166

BIRTHS.

The number of Births registered in the Borough during 1922 was 4,035, of which 2,046 were males, and 1,989 females. This represents a birth-rate of 21·6 per 1,000 inhabitants.

The number of births registered in the individual parishes was as follows:—Newington, 2,470; St. George the Martyr, 1,113; Christchurch and St. Saviour's, 452.

Of the 4,035 births registered in the Borough 81 were transferred away, the permanent residence of the parents being outside the Borough. 622 births occurring in various lying-in and other institutions outside the Borough, but belonging to Southwark parents, were notified to me by the Registrar-General. When the 81 "outward" transfers are deducted

and the 622 "inward" transfers are added to the 4,035 births actually registered in the Borough, the net amount of births belonging to Southwark for the year is found to be 4,576. This gives a corrected birth-rate of 24.4.

**Birth-rate for the last Thirty Years for the Three Divisions
of the Borough as formerly existed.**

		Newington.	St. George's	St. Saviour's and Christchurch.	Whole Borough.
1893	...	36.9	36.3	29.1	—
1894	...	35.4	34.6	28.9	—
1895	...	35.4	36.5	32.4	—
1896	...	35.2	36.9	30.9	—
1897	...	34.7	35.1	30.9	—
1898	...	33.8	35.5	30.2	—
1899	...	33.6	35.2	28.7	—
1900	...	33.3	34.6	29.8	—
1901	...	33.8	33.6	30.0	33.3
1902	...	34.4	32.7	29.3	33.3
1903	...	33.3	31.3	30.0	32.3
1904	...	32.3	31.2	27.6	31.5
1905	...	30.3	30.6	26.2	30.0
1906	...	29.0	30.5	25.2	29.1
1907	...	29.1	29.2	25.1	28.7
1908	...	28.7	28.6	23.2	28.1
1909	...	27.7	27.5	23.0	28.3
1910	...	28.2	28.1	24.3	27.8
1911	...	29.0	31.7	27.9	29.6
1912	...	29.0	30.7	28.0	29.4
1913	...	31.8	32.7	26.0	31.5
1914	...	29.7	31.4	25.5	29.7
1915	...	28.8	30.2	29.2	29.2
1916	...	28.4	27.1	24.4	27.6
1917	...	25.2	24.8	20.2	24.6
1918	...	21.8	21.0	18.4	21.3
1919	...	24.1	23.6	16.8	23.2
1920	...	32.1	32.2	28.5	31.8
1921	...	27.7	28.7	21.3	27.3
1922	...	24.0	25.5	24.3	24.4

TABLE 2.

Number of Births belonging to each Ward, with the Birth-rates, also the Infantile Mortality and Zymotic Rate in the several wards for 1922.

WARD.	BIRTHS.				Infantile Mortality.	ZYMOTIC RATES IN THE WARDS.										
	Males.	Females.	Total.	Birth-rate.		Cerebro Spinal Fever.	Measles.	Scarlet Fever.	Diphtheria.	Whooping Cough.	Enteric Fever.	Diarrhoea.	Phthisis.	Influenza.	Dysentery.	Ecephalitis Lethargica
St. Mary ...	227	221	448	19·6	105	—	0·48	0·09	0·48	0·26	0·04	0·17	1·66	0·57	—	0·04
St. Paul ...	195	191	386	19·9	70	—	0·72	0·10	0·05	0·36	0·05	0·10	1·65	0·77	—	0·05
St. Peter ...	204	204	408	23·5	86	0·06	0·63	0·17	0·46	0·23	0·06	0·29	1·44	0·58	—	—
St. John ...	277	277	554	28·8	88	—	1·04	—	0·26	0·36	—	0·10	0·99	0·52	—	—
Trinity ...	248	208	456	27·9	77	0·06	0·61	0·18	0·43	0·37	—	0·18	1·23	0·37	—	—
All Saints ...	271	275	546	25·4	57	—	0·79	—	0·37	0·19	—	0·05	0·88	0·33	—	—
St. Michael...	246	271	517	24·9	77	—	0·87	0·19	0·38	0·43	—	0·19	1·30	0·43	—	0·10
St. Jude ...	137	136	273	19·5	99	—	0·93	—	0·43	0·21	—	0·07	1·64	0·43	—	0·21
St. George ...	298	264	562	30·9	71	0·06	1·10	0·06	0·33	0·55	—	0·11	1·26	0·60	—	—
Christchurch.	92	92	184	21·9	49	—	0·60	—	0·12	0·24	—	0·12	1·91	0·36	—	—
St. Saviour...	109	133	242	26·4	95	—	0·66	0·22	—	0·44	—	0·44	0·76	0·22	0·11	—
Borough ...	2,304	2,272	4,576	24·4	79	0·02	0·77	0·10	0·33	0·33	0·02	0·15	1·33	0·49	—	0·04

DEATHS.

2,140 deaths were registered in the sub-districts of the Borough during 1922.

17 of these deaths were of persons residing in other sanitary districts, but who died in our streets or on the way to hospitals.

890 deaths occurred in the Poor-Law Institutions, the various hospitals, and other public places for the treatment of the sick, found within our boundaries. These deaths in institutions comprised 372 belonging to Southwark and 518 to other sanitary districts.

The number of inhabitants belonging to the Borough dying away from home—that is outside our boundaries in the various hospitals and infirmaries—was 1,290.

When the 535 deaths of those persons who were non-parishioners, but who died in our Borough, have been deducted, and the 1,290 “outlying” deaths added, the actual or “corrected” number of deaths belonging to the sanitary area is found to be 2,895 of which number 1,610 were males and 1,285 females.

The death-rate when calculated on this “corrected” number is 15·5 per 1,000 inhabitants for the whole Borough for the year 1922, as against a rate of 14·3 for 1921.

The percentage of persons dying away from Southwark in relation to the total number of deaths belonging to the Borough was 44·6.

The various localities in which the “outlying” deaths occurred are shown in the following table.

TABLE 3.
Outlying Deaths, with Localities.

	Males.	Females.	Total.
Belgrave Hospital ...	10	3	13
Bromley Cottage Hospital ...	1	—	1
Brompton Hospital ...	1	—	1
Cancer Hospital, Chelsea ...	1	1	2
Charing Cross Hospital ...	5	3	8
Chest Hospital, Bethnal Green	1	—	1
Children's Hospital, Gt. Ormond street ...	1	1	2
Carried forward ...	20	8	28

		Males.	Females.	Total
Brought forward	...	20	8	28
Colindale Hospital, Hendon	...	11	—	11
Consumption Hospital, Kensington	...	—	2	2
Cottage Hospital, Wood Green	...	1	—	1
Croydon General Hospital	...	—	1	1
East London Hospital	...	—	1	1
French Hospital	...	1	—	1
General Lying-in Hospital	...	1	2	3
German Hospital	...	—	1	1
Grosvenor Hospital	...	—	1	1
Homœopathic Hospital	...	1	1	2
Hospital of St. John and Elizabeth	...	1	1	2
Infants' Hospital	...	2	—	2
Italian Hospital	...	—	1	1
King's College Hospital	...	20	8	28
Lambeth Hospital	...	17	5	22
London Hospital	...	1	—	1
Metropolitan Asylums Board Hospitals	...	45	46	91
Metropolitan Hospital	...	—	1	1
Middlesex Hospital	...	2	3	5
Miller Hospital	...	1	—	1
Ministry of Pensions Hospitals	...	11	—	11
National Heart Hospital	...	—	1	1
Queen's Hospital	...	—	1	1
Queen Mary's Hospital	...	2	3	5
Royal Waterloo Hospital	...	7	9	16
St. Bartholomew's Hospital	...	10	4	14
St. George's Hospital	...	1	1	2
St. Thomas's Hospital	...	31	15	46
South London Hospital	...	1	4	5
Southwark Hospital	...	492	291	783
St. Colomba's Hospital	...	—	1	1
University College Hospital	...	1	—	1
Victoria Hospital	...	1	1	2
West London Hospital	...	1	—	1
Westminster Hospital	...	3	1	4
Carried forward	..	685	414	1,099

	Males.	Females.	Total.
Brought forward ..	685	414	1,099
Bow Institution ...	4	—	4
Camberwell Institution ...	5	—	5
Hackney Branch Institution ...	—	1	1
St. Pancras Institution ...	—	1	1
Banstead Mental Hospital ...	15	23	38
Cane Hill Mental Hospital ...	10	12	22
Caterham Mental Hospital ...	2	5	7
Claybury Mental Hospital ...	—	5	5
Colney Hatch Mental Hospital ..	2	—	2
Dartford Heath Mental Hospital	7	7	14
Fountain Mental Hospital ...	1	—	1
Horton Mental Hospital ...	—	9	9
Leavesden Mental Hospital ...	6	2	8
Long Grove Mental Hospital ...	—	4	4
Tooting Bec Mental Hospital ...	10	3	13
West Ham Mental Hospital ...	—	1	1
Darenth Industrial Colony ...	—	2	2
St. George's Home, Millman street ...	—	1	1
St. Joseph's Hospice, Hackney...	1	—	1
Downs Sanatorium ...	1	—	1
On the way to Charing Cross Hospital ...	1	—	1
On the way to King's College Hospital ...	1	1	2
On the way to Royal Waterloo Hospital ...	1	—	1
On the way to St. Bartholomew's Hospital ...	2	—	2
On the way to St. Thomas's Hospital ...	3	1	4
At 79a, Bishop's Road, Bethnal Green ...	1	—	1
At 29, Bowden Road, Penge ...	—	1	1
In Coldharbour Lane ...	1	—	1
At 15, Clerkenwell Road ...	1	—	1
Carried forward ...	760	493	1,253

		Males.	Females.	Total.
Brought forward	...	760	493	1,253
At 42a, Cleveland Street	...	1	—	1
At 29, Dundas Road, Peckham...	...	—	1	1
At 32, Elder Road, Norwood	...	1	1	2
At Elmfield House, Bromley	...	1	—	1
At 12, Exmoor Street, Kensington...	...	1	—	1
At 5, Highbury Quadrant	...	1	—	1
At 41, Jeffrey's Road, Clapham	...	1	—	1
At 12, Kennington Park Road	...	—	1	1
At "Inglewood," Grove Park	...	1	—	1
At 48a, Lower Road, Rotherhithe	...	3	2	5
At 33, Lurgan Avenue, Fulham...	...	—	1	1
At 29, North Side, Clapham Common	...	1	2	3
At 46, Ouseley Road, Balham	...	1	—	1
At 8, Park Place, Paddington	...	—	1	1
At 14, Pembridge Square	...	1	—	1
At 39, Riggindale Road, Streatham	...	1	1	2
In Ruskin Park	...	1	—	1
At Soldier's Cottages, Edmonton	...	1	—	1
At 33, Torrington Square, St. Giles	...	1	—	1
At 48, Vanburgh Hill, Greenwich	...	—	1	1
At Vauxhall Brewery	...	1	—	1
At 24, Wood Street, E.C.	...	—	1	1
In Grand Surrey Canal	...	—	1	1
In River Thames	...	4	1	5
In Surrey Commercial Dock	...	1	—	1
Total	...	783	507	1,290

TABLE 4.

Death Rates for the last Thirty Years for the Three Divisions of the Borough as formerly existed.

		Newington.	St. George's.	Christchurch and St. Saviour's.	Whole Borough
1893	...	24.2	28.4	24.2	—
1894	...	19.9	23.1	21.0	—
1895	...	24.0	25.4	26.5	—
1896	...	20.5	24.0	22.8	—
1897	...	21.2	23.7	24.6	—
1898	..	20.5	24.4	23.6	—
1899	...	24.0	27.7	25.1	—
1900	...	21.9	27.3	25.2	—
1901	...	20.8	22.1	22.0	21.4
1902	...	20.4	24.0	22.5	21.7
1903	...	17.6	18.6	18.6	18.1
1904	...	19.0	21.4	21.6	20.0
1905	...	17.9	19.2	18.7	18.5
1906	...	17.8	18.5	17.5	18.0
1907	...	17.6	19.3	16.4	18.0
1908	...	16.1	17.2	14.3	16.3
1909	...	15.8	18.6	16.6	16.7
1910	...	15.9	15.6	16.5	15.9
1911	...	17.3	19.7	21.1	18.4
1912	...	15.8	18.5	17.4	16.8
1913	...	16.5	20.0	20.2	17.9
1914	...	16.5	19.6	20.7	17.8
1915	...	19.3	23.4	22.0	20.8
1916	...	16.5	18.4	17.3	17.1
1917	...	17.9	19.5	17.9	18.3
1918	...	22.9	23.7	23.1	23.2
1919	...	14.6	16.1	15.5	15.1
1920	...	14.4	14.6	12.9	14.4
1921	...	14.3	14.6	13.1	14.3
1922	...	15.2	16.1	15.4	15.5

TABLE 5.
Death Rates for the various Wards for the last Fifteen Years.

WARD.	1908.	1909.	1910.	1911.	1912.	1913.	1914.	1915.	1916.	1917.	1918.	1919.	1920.	1921.	1922.
St. Mary ...	15.9	15.1	14.8	16.9	14.5	15.4	15.3	18.1	17.4	18.6	25.1	15.7	16.4	15.0	16.0
St. Paul ...	14.1	13.7	14.4	13.9	15.7	14.2	15.5	19.9	15.7	17.2	22.0	14.5	12.9	14.9	15.6
St. Peter ...	15.3	14.4	15.3	14.5	14.9	15.5	14.2	16.4	14.0	17.4	21.7	11.3	13.1	11.4	13.8
St. John ...	16.3	15.2	16.7	16.9	17.6	15.9	16.7	18.7	17.0	18.0	21.0	14.0	14.2	14.3	16.5
Trinity ...	16.3	17.2	17.0	19.1	18.1	20.5	19.6	21.0	17.5	17.8	26.1	17.3	14.5	14.6	16.9
All Saints ...	18.8	18.6	17.2	23.0	14.6	18.4	18.0	22.1	17.4	16.6	21.8	15.0	15.2	15.4	12.8
St. Michael ...	17.1	17.5	15.3	19.5	16.6	20.7	20.1	24.1	19.1	19.1	23.1	15.4	14.4	15.7	17.4
St. Jude ...	15.6	17.8	13.6	17.9	19.8	18.4	17.8	23.0	17.7	20.0	24.9	18.0	15.8	14.0	15.3
St. George ...	18.5	20.0	17.3	21.2	19.9	20.3	20.3	23.0	17.9	19.8	23.7	15.7	14.1	13.8	15.1
Christchurch ...	16.7	17.5	17.8	25.0	22.0	23.7	21.1	25.6	19.7	20.8	25.1	16.9	14.5	14.4	17.9
St. Saviour ...	12.1	15.7	15.2	17.4	13.0	16.8	20.2	18.5	15.2	15.2	21.1	14.1	11.3	11.9	13.0

TABLE 6.

Showing the number of Deaths that occurred in Public
Institutions in the Borough during the year 1922.

Institution.	In 1st Quarter.	In 2nd Quarter.	In 3rd Quarter.	In 4th Quarter.	During Year.
Newington Institution ...	75	58	28	59	220
Christchurch Institution	—	—	—	1	1
Evelina Hospital ...	17	7	14	32	70
Guy's Hospital ...	150	159	116	147	572
Bethlem Hospital ...	6	9	3	7	25
60, Lambeth Road (Catholic Nursing Home)	2	—	—	—	2
Total ...	250	233	161	246	890

TABLE 7.
Births and Deaths Registered in the Sub-Districts of the Borough in 1922,
with Ages at Death.

For the First Quarter of thirteen weeks ending 1st April.																	
SUB-DISTRICTS.	Births.		Deaths.		0-	1-	5-	10-	15-	20-	25-	35-	45-	55-	65-	75-	85-
	Male.	Female.	Male.	Female.													
Newington, North	150	126	78	71	24	38	1	1	—	4	5	7	8	22	25	13	1
Newington, South	191	178	143	149	39	32	4	1	2	1	5	18	31	47	60	45	7
St. George the Martyr, West	163	127	96	79	32	35	4	1	1	6	2	13	20	17	31	9	4
Christchurch and St. Saviour	75	64	118	80	29	19	2	8	9	7	12	21	30	25	24	10	2
Totals	579	495	435	379	124	124	11	11	12	18	24	59	89	111	140	77	14

For the Second Quarter of thirteen weeks ending 1st July.																	
Newington, North	124	136	36	31	11	13	2	—	2	1	1	3	8	7	12	4	3
Newington, South	204	196	87	70	17	21	—	—	2	1	6	6	10	23	40	25	6
St. George the Martyr, West	149	151	56	45	15	22	3	—	2	1	3	8	11	17	7	11	1
Christchurch and St. Saviour	48	47	112	74	23	15	10	3	11	12	12	20	26	36	15	3	—
Totals	525	530	291	220	66	71	15	3	17	15	22	37	55	83	74	43	10

TABLE 7.—(contd.)

For the Third Quarter of thirteen weeks ending 30th September.

SUB-DISTRICTS.	Births.		Deaths.		0-	1-	5-	10-	15-	20-	25-	35-	45-	55-	65-	75-	85-
	Male.	Female.	Male.	Female.													
Newington, North	131	117	14	27	8	—	1	—	—	1	1	3	5	11	4	5	2
Newington, South	163	197	39	47	7	2	—	—	2	1	4	8	7	13	16	19	7
St. George the Martyr, West	147	146	27	37	18	7	2	—	1	—	2	4	7	10	11	1	1
Christchurch and St. Saviour	59	60	90	40	19	5	5	6	4	4	8	17	22	23	10	7	—
Totals	500	520	170	151	52	14	8	6	7	6	15	32	41	57	41	32	10

For the Fourth Quarter of thirteen weeks ending 30th December, 1922.

Newington, North	144	108	35	25	9	1	1	1	—	1	2	4	7	5	12	15	2
Newington, South	153	152	64	82	13	—	1	2	2	3	8	8	12	20	35	37	5
St. George the Martyr, West	105	125	67	46	31	15	1	1	3	1	4	6	9	14	16	9	3
Christchurch and St. Saviour	40	59	111	64	27	9	10	4	3	6	15	30	22	24	16	8	1
Total	442	444	277	217	80	25	13	8	8	11	29	48	50	63	79	69	11
In 1st Quarter	579	495	435	379	124	124	11	11	12	18	24	59	89	111	140	77	14
In 2nd Quarter	525	530	291	220	66	71	15	3	17	15	22	37	55	83	74	43	10
In 3rd Quarter	500	520	170	151	52	14	8	6	7	6	15	32	41	57	41	32	10
In 4th Quarter	442	444	277	217	80	25	13	8	8	11	29	48	50	63	79	69	11
Total	2046	1989	1173	967	322	234	47	28	44	50	90	176	235	314	334	221	45

TABLE 8.

Vital Statistics of Whole District during 1922 and previous ten years.
Borough of Southwark.

Year.	Population estimated to Middle of each Year.	Births.		Total Deaths registered in the District.				Total Deaths in Public Institutions in the District.	Deaths of Non-residents registered in Public Institutions in the District.	Deaths of Residents registered in Public Institutions beyond the District.	Nett Deaths at all Ages belonging to the District.	
		Num-ber.	Rate*	Under 1 Year of Age.		At all Ages.					Num-ber.	Rate*
				Num-ber.	Rate per 1000 Births registered.	Num-ber.	Rate*					
1.	2.	3.	4.	5.	6.	7.	8.	9.	10	11	12	13
1912	190,017	5589	29·4	610	109	2607	13·7	1047	696	1279	3190	16·8
1913	188,487	5931	31·5	721	121	2777	14·7	1078	709	1345	3371	17·9
1914	188,321	5604	29·7	700	125	2725	14·5	1160	706	1364	3350	17·8
1915	179,424	5247	29·2	729	138	3093	17·2	1276	667	1333	3727	20·8
1916	177,166	4896	27·6	478	104	2633	14·8	1202	604	1050	3039	17·1
1917	167,936	4135	24·6	461	122	2528	15·0	1163	565	1154	3087	18·3
1918	161,968	3450	21·3	390	127	3302	20·4	1471	662	1117	3757	23·2
1919	179,971	4176	23·2	358	96	2423	13·4	1108	650	955	2728	15·1
1920	187,142	5954	31·8	466	86	2085	11·1	881	659	1259	2685	14·4
1921	184,388	5038	27·3	367	83	1877	10·2	752	517	1273	2633	14·3
Averages for years 1912-1921	180,482	5002	27·5	528	111	2605	14·5	1113	643	1212	3156	17·5
1922	187,220	4576	24·4	322	80	2140	11·4	890	535	1290	2895	15·5

*Rates in Columns 4, 8 and 13 calculated per 1000 of estimated population.

Area of District in Acres (exclusive of area covered by water)... 1131·5

Total population at all ages ... 184,404 } *At Census

Number of inhabited houses ... 19,050 } of 1921

I. Institutions within the District receiving sick and infirm persons from outside the District.	Guy's Hospital, Evelina Hospital, Bethlem Hospital, Royal Eye Hospital, Catholic Nursing Home, 60, Lambeth Road.
II. Institutions outside the District receiving sick and infirm persons from the District.	See page 8 (Outlying deaths, with localities)
III. Other Institutions, the deaths in which have been distributed among the several localities in the District.	Newington Institution.

TABLE 9.

Deaths belonging to the Sanitary Area, with the Causes of Death
at all Ages during 1922.

Causes of Death.	AGES.														All Ages	
	0-	1-	2-	5-	10-	15-	20-	25-	35-	45-	55-	65-	75-	85-	M.	F.
Small Pox
(a) Vaccinated
(b) Unvaccinated
(c) No statement
Measles	27	72	40	6	76	69
Scarlet Fever	2	1	8	2	4	7	10
Typhus Fever
Epidemic Influenza	3	2	2	...	2	...	7	5	9	18	19	16	8	1	45	47
Whooping Cough	22	26	11	3	27	35
Diphtheria, Membranous Croup	3	7	31	14	5	1	30	31
Enteric Fever	1	1	1	1	2
Asiatic Cholera	1	...	1	2	...
Diarrhœa, Dysentery
Epidemic or Zymotic En- teritis	17	2	1	1	...	11	10
Epidemic Cerebro - Spinal Fever	1	1	1	2	1
Polio Myelitis
Chicken Pox
Rôtheln
Parotitis
Vincent's Angina
Goitre
Trench Fever
Encephalitis Lethargica	2	...	2	3	6	1
Hydrophobia
Glanders, Farcy
Tetanus
Anthrax, Splenic Fever
Cowpox, Accidents of Vac- cination
Syphilis	5	1	3	3
Gonorrhœa
Phagædena
Erysipelas	1	1	1	1	3	1	6	2
Pyæmia, Septicæmia	1	...	1	1	2	5
Puerperal Fever	1	2	1	4
Infective Endocarditis	1	1	...	2	3	3	6	4
Carbuncle
Boils	1	1	2	3	1
Cellulitis	1	2
Mastoiditis	1	1	...	1	1	2	2
Tonsillitis	1	...	1	1
Empyema of Antrum
Malarial Fever
Rheumatic Fever, Rheuma- tism of Heart	1	3	2	...	2	2	2	2	1	1	...	6	10

TABLE 9.—Continued.

Causes of Death.	AGES.														All Ages	
	0-	1-	2-	5-	10-	15-	20-	25-	35-	45-	55-	65-	75-	85-	M.	F.
Tuberculosis, total	10	9	17	7	8	18	23	41	57	55	39	17	2	...	187	116
Tubercular Disease of Brain or Meninges, Acute Hydrocephalus	5	6	9	5	1	1	19	8
Laryngeal & Pulmonary Phthisis	1	...	2	2	5	16	21	38	57	51	38	16	2	...	154	95
Tabes Mesenterica, Tubercular Disease of Intestine	2	...	2	...	2	1	..	1	4	4
General Tuberculosis, Tubercular Disease of undefined position	1	3	2	1	1	1	1	7	3
Other Forms of Tuberculosis, Scrofula	1	...	2	1	1	2	...	1	...	1	3	6
Thrush
Actinomycosis.....
Hydatid Disease.....
Scurvy
Ptomaine Poisoning
Chronic Alcoholism	1	5	2	3	1	...	7	5
Acute Alcoholism, Delirium Tremens	1	1	...
Lead Poisoning
Osteo-arthritis, Rheumatoid Arthritis	1	1	2	3	1
Gout.....
Cancer, Malignant Disease	1	1	...	5	19	42	67	40	14	1	98	92
Diabetes Mellitus	1	2	1	3	1	...	5	3
Purpura Hæmorrhagica	1	1	..
Hæmophilia
Anæmia, Leucocythæmia ...	1	1	...	1	1	1	1	...	4	2
Lymphadenoma, Hodgkin's Disease	2	2	3	1
Sarcoma	1	1	2	4	5	3
Enlarged Thymus Gland.....	1	1
Status Lymphaticus.....	2	...	1	...	1	2	2
Graves' Disease	1	1
Enlarged Thyroid Gland...
Premature Birth	53	30	23
Debility at Birth	4	1	3
Injury at Birth	4	3	1
Congenital Defects	24	1	...	1	18	8
Want of Breast Milk
Atrophy, Debility, Marasmus	45	5	3	1	1	1	30	26
Dentition
Rickets	1	1	2	...
Old Age, Senile Decay	6	56	94	33	106	83

TABLE 9.—Continued.

Causes of Death.	AGES.														All Ages	
	0-	1-	2-	5-	10-	15-	20-	25-	35-	45-	55-	65-	75-	85-	M.	F.
Other and Undefined Diseases of Integumentary System
Deaths from External causes (total) :	6	5	4	8	2	6	4	4	11	8	17	10	12	2	68	31
By Accident or negligence	...	1	2	1	1	...	2	5	3	1	4	2	13	9
On Railways
By Vehicular Traffic.....	1	7	1	6	...	1	4	2	6	5	6	...	31	8
„ Machinery.....	1	1	1	3	...
In Building operations	1	1	2	...
„ Conflagrations
By Burns, Scalds, Explosions	...	3	1	1	...	1	...	3	3
„ Weapons and Imple- ments	1	...	2	3	...
Poisons or Poisonous Va- pours	1	...	1	2	...
Surgical Narcosis
Corrosion by Chemicals
By Drowning	1	...	1	1	1	1	3	6	2
„ Suffocation (overlaid in Bed)	2	2
„ Suffocation otherwise	3	1	1	3
Falls, not specified	...	1	1	3	1	1	...	4	3
Neglect at Birth	1	1
Personal neglect
By Weather Agencies
Otherwise and not stated...
Electric Shock
Homicide.....
Execution
SUICIDE, in all forms—	1	1	...	3	10	4	14	5
By Poison	1	1	3	4	1
„ Asphyxia	1	...	1	1	1	2	2
„ Hanging and strangu- lation	3	3	...
„ Drowning	1	1	1	1
„ Wounds—Shooting...	1	1	...
„ „ other weapons	1	2	3	...
„ Other methods.....	1	1
Sudden Death (cause not ascertained)
Other Ill-defined and Not Specified Causes	1	1	...

TABLE 10.

Deaths belonging to the Sanitary Area with the Causes of Death at all Ages for the ten years 1913-1922.

CAUSES OF DEATH.	1913.	1914.	1915.	1916.	1917.	1918.	1919.	1920.	1921.	1922.
Small Pox
(a) Vaccinated
(b) Unvaccinated
(c) No statement
Measles	105	95	131	84	75	145	19	63	6	145
Scarlet Fever	11	22	12	5	7	14	4	5	13	17
Typhus Fever
Epidemic Influenza	29	29	28	30	22	589	146	52	49	92
Whooping Cough	38	59	46	44	35	129	10	27	28	62
Diphtheria, Membranous Croup	19	37	37	41	46	41	42	37	30	61
Enteric Fever	6	2	3	2	5	1	3	5	1	3
Asiatic Cholera
Diarrhæa, Dysentery	139	104	95	56	46	37	62	22	8	2
Epidemic or Zymotic Enteritis	41	103	54	35	44	30	36	30	135	21
Epidemic Cerebro-Spinal Fever	5	6	16	9	12	4	5	4	3	3
Polio-Myelitis	3	1	...	1	...	1
Chicken Pox	1	1
Rötheln
Parotitis	2	1
Vincent's Angina	1
Goitre	1	2	1	1
Trench Fever	1
Encephalitis Lethargica	3	1	6	7
Tetanus	1	1	2	1	...
Anthrax, Splenic Fever	2	1	1
Cowpox, Accidents of Vaccination
Syphilis	20	12	14	21	16	25	15	14	10	6
Gonorrhœa
Phagædena
Erysipelas	8	14	13	1	12	10	9	7	3	8
Pyæmia, Septicæmia	6	14	7	6	7	3	6	6	6	5
Puerperal Fever	2	10	6	7	1	4	6	7	5	4
Infective Endocarditis	12	4	10	4	10	3	4	7	16	10
Carbuncle	1	4	2	1	2	...	4	...
Boils	3
Cellulitis	4	1	3	8	3	4
Mastoiditis	2	3	3	2	2	5	5	4	3
Tonsillitis	1	2	...	3	4
Empyema of Antrum	1
Malarial Fever	1	1	1	...
Rheumatic Fever, Rheumatism of Heart.	18	12	12	11	11	7	16	9	13	16
Tuberculosis, total	428	427	511	487	497	452	366	292	305	303
Tubercular Disease of Brain or Menin- ges, Acute Hydrocephalus	39	53	71	51	54	35	29	26	25	27
Laryngeal and Pulmonary Phthisis ...	354	330	388	391	392	387	311	243	262	249
Tabes Mesenterica, Tubercular Disease of Intestine	13	16	16	12	19	10	7	2	4	8
General Tuberculosis, Tubercular Dis- ease of undefined position	16	9	27	25	14	16	19	13	6	10
Other Forms of Tuberculosis, Scrofula	6	19	9	8	18	4	...	8	8	9

TABLE 10—continued.

CAUSES OF DEATH.	1913.	1914.	1915.	1916.	1917.	1918.	1919.	1920.	1921.	1922.
Thrush.....
Actinomycosis	3	...	1	1	...
Hydatid Disease	1
Scurvy
Ptomaine Poisoning	1
Chronic Alcoholism	19	15	14	5	1	2	12
Acute Alcoholism, Delirium Tremens ...	5	7	5	2	1	...	1	1	4	1
Lead Poisoning
Osteo-arthritis, Rheumatoid Arthritis ...	8	8	4	4	4	5	5	6	1	4
Gout.....	1	1	2	4	1	2	...	1
Cancer, Malignant Disease	222	192	200	207	241	203	220	221	215	190
Diabetes Mellitus	14	13	22	12	9	14	16	12	15	8
Purpura Hæmorrhagica	1	2	1	2	1	2	1	1	1	1
Hæmophilia	2
Anæmia, Leucocythæmia.....	10	5	5	8	11	8	6	9	9	6
Lymphadenoma, Hodgkin's Disease	3	6	2	2	...	1	...	1	1	4
Sarcoma	4	4	8	11	8
Enlarged Thymus Gland.....	1	...	1	1	5	2	1	1
Status Lymphaticus	1	...	2	4	1	4
Grave's Disease	1	1	3	1
Enlarged Thyroid Gland	1
Premature Birth	101	105	116	81	74	69	79	68	74	53
Debility at Birth.....	11	12	7	20	11	12	27	25	19	4
Injury at Birth	7	4	4	3	10	5	2	2	6	4
Congenital Defects.....	37	40	43	40	30	16	22	42	30	26
Want of Breast Milk.....	...	3	...	2	...	3	1
Atrophy, Debility, Marasmus ..	88	74	89	54	49	37	42	80	72	56
Dentition	11	8	12	4	2	3	...	2	5	...
Rickets.....	8	5	3	7	2	3	1	1	1	2
Old Age, Senile Decay	187	136	159	134	118	120	109	175	188	189
Convulsions.....	19	21	19	13	13	13	14	15	10	13
Meningitis	18	17	25	17	14	11	12	12	12	7
Apoplexy	116	69	108	111	95	95	91	95	100	84
Softening of Brain.....	15	40	12	6	7	7	...	2	2	3
Hemiplegia, Brain Paralysis	15	13	15	11	6	8	8	5	3	10
Cerebral Abscess, &c.....	1	1	2	1	...	2	1	5	3	1
Insanity, General Paralysis of Insane ...	27	35	28	33	32	30	12	19	15	19
Other forms of Insanity	1	2	1	...	1	1	3	9	2	3
Cerebral Tumour	10	4	9	2	3	6	2	5	3	8
Chorea	2	1	2
Epilepsy	12	18	19	15	21	22	7	8	7	9
Laryngismus Stridulus
Locomotor Ataxy	4	3	4	5	2	4	4	3	3	6
Paraplegia, Disease of Spinal Cord.....	10	7	4	11	12	9	6	4	13	8
Peripheral Neuritis	1	4	4	...	4	2
Neurasthenia	1
Sclerosis of Brain	2	2	2	1	1	...
Progressive Muscular Atrophy	1	1	...	1
Otitis, Otorrhœa	6	3	2	4	2	4	4	6	4	7
Epistaxis, Diseases of Nose.....	1	1
Ophthalmia, Diseases of Eye	1	1
Endocarditis, Valvular Diseases of the Heart	202	171	209	149	155	171	176	168	138	149
Pericarditis.....	7	5	5	3	3	3	3	4	8	3
Hypertrophy of Heart	4	4	4	2	1	4	1	2	2	1

TABLE 10—continued.

CAUSES OF DEATH.	1913.	1914.	1915.	1916.	1917	1918	1919.	1920.	1921.	1922.
Angina Pectoris	7	...	5	5	4	...	2	...	6	4
Aneurism.....	13	15	10	11	8	4	5	5	11	10
Gangrene.....	1	4	8	4	6	1	5	2	9	7
Embolism, Thrombosis.....	15	8	14	7	9	10	9	19	15	14
Phlebitis	1	1	2	...	2	...	1
Varicose Veins	1	1	...	2
Fatty Degeneration of the Heart	45	43	43	45	53	39	27	33	64	55
Cardiac Dilatation.....	3	4	4	1	1	...	2	6	2	1
Atheroma.....	3	5	2	8	15	5	1	3	5	2
Other Diseases of Circulatory System	6	...	3	3	1
Laryngitis	4	3	5	3	3	1	4	1	3	2
Croup	1	1
Other Diseases of Larynx and Trachea.....	1	1	...	3
Acute Bronchitis	90	83	110	72	69	114	87	92	51	86
Chronic Bronchitis	263	289	386	254	274	314	262	193	221	278
Lobar, Croupous Pneumonia	90	55	74	69	84	81	44	30	...	47
Lobular, Broncho-Pneumonia.....	148	140	228	170	188	208	149	187	161	196
Pneumonia, form not stated	101	143	146	108	72	174	89	91	97	110
Emphysema, Asthma	8	24	20	17	11	4	11	12	1	12
Pleurisy, Empyema	15	13	21	6	13	13	10	16	7	4
Gangrene or Fibrosis of Lung.....	...	1	...	6	...	1	8	4	4	3
Sore Throat, Quinsy	5	9	1	4	3	2	1	...
Diseases of Pharynx	1	1	3	...	1	4	1
„ Oesophagus.....	1
Ulcer of Stomach and Duodenum	18	21	22	12	15	10	16	19	14	15
Other Diseases of Stomach	4	1	1	4	4	5	6
Enteritis	25	26	26	16	...	14	6	7	6	6
Appendicitis	8	11	11	5	...	5	14	18	15	10
Obstruction of Intestine	27	28	30	20	...	18	13	8	9	5
Other Diseases of Intestine	5	4	2	2	...	2	2	6	1	4
Cirrhosis of Liver	16	41	31	18	27	13	9	9	6	4
Other Diseases of Liver	6	8	2	3	1	2	4	4	3	7
Peritonitis	2	9	2	4	1	4	4	3	4	3
Pancreatitis.....	2	...	2	...	2	1	...
Hernia	1	1	10	10	12	7
Splenic Tumour.....
Gall Stones.....	...	4	1	2	2	4	1
Myxœdema	2	5	2	1
Mediastinal Tumour.....	...	1	1	3
Diseases of Lymphatic System	5	3	...	1	1	...	1
Acute Nephritis	3	12	17	14	10	13	18	10	15	20
Bright's Disease, Albuminuria	155	119	152	157	177	145	112	77	100	125
Calculus	2	...	1	1	1	1	3	...
Diseases of Bladder or Prostate	15	12	10	14	18	14	21	15	12	12
Cystitis.....	6	2	...	3	3	1	3	...
Hydronephrosis and Pyonephrosis	1	1	2	2	2	2	2	3
Other diseases of the Kidneys.....	3	...	3	1	3
Lardaceous Disease	1
Addison's Disease.....	2	1	2	2	...	2	4	1
Tumour of Kidney.....	...	2	1
Disease of Testis and Penis.....	1	2	5	3	1
Diseases of Vagina and External Organs.....	1	...	1	1
Diseases of Ovaries, Uterus, &c.....	2	5	6	6	2	4	3	4	3	2
Diseases of Breast	1	1	...	2

TABLE 10—continued.


[illegible]

TABLE 11.

Borough of Southwark.

Causes of, and Ages at Death during Year 1922.

CAUSES OF DEATH.	NETT DEATHS AT THE SUBJOINED AGES OF "RESIDENTS" WHETHER OCCURRING WITHIN OR WITHOUT THE DISTRICT (a).									DEATHS AT ALL AGES OF "RESIDENTS" BELONGING TO LOCALITIES, WHETHER OCCURRING IN OR BEYOND THE DISTRICT.											Total Deaths whether of "Residents" or "Non-Residents" in Public Institutions in the District.
	All ages.	Under 1 year	1 and under 2	2 and under 5	5 and under 15	15 and under 25	25 and under 45	45 and under 65	65 and upwards	St. Mary's Ward.	St. Paul's Ward.	St. Peter's District.	St. John's District.	Trinity Ward.	All Saints' District.	St. Michael's Ward.	St. Jude's Ward.	St. George's Ward.	Christchurch Ward.	St. Saviour's Ward.	
1	2	3	4	5	6	7	8	9	10	11	12	13	14	15	16	17	18	19	20	21	22
1 Enteric Fever ...	3	—	—	—	—	—	1	2	—	1	1	1	—	—	—	—	—	—	—	—	—
2 Small Pox ...	—	—	—	—	—	—	—	—	—	—	—	—	—	—	—	—	—	—	—	—	—
3 Measles ...	145	27	72	40	6	—	—	—	—	11	14	11	20	10	17	18	13	20	5	6	1
4 Scarlet Fever ...	17	2	1	8	2	—	4	—	—	2	2	3	—	3	—	4	—	1	—	2	—
5 Whooping-cough ...	62	22	26	11	3	—	—	—	—	6	7	4	7	6	4	9	3	10	2	4	4
6 Diphtheria and Croup ...	61	3	7	31	19	—	1	—	—	11	1	8	5	7	8	8	6	6	1	—	2
7 Influenza ...	92	3	2	2	2	7	14	37	25	13	15	10	10	6	7	9	6	11	3	2	3
8 Erysipelas ...	8	1	—	—	—	1	2	3	1	—	1	—	4	1	—	1	—	1	—	—	4
9 Phthisis (Pulmonary Tuberculosis)	249	1	—	2	7	37	95	89	18	38	32	25	19	20	19	27	23	23	16	7	30
10 Tuberculous Meningitis	27	5	6	9	6	—	—	1	—	3	—	4	4	2	7	—	2	2	1	2	27
11 Other Tuberculous diseases	27	4	3	6	2	4	3	4	1	5	1	3	4	2	2	5	—	2	1	2	18
12 Cancer, malignant disease	190	—	—	1	—	1	24	109	55	28	22	14	18	20	17	13	16	21	9	7	80
13 Rheumatic Fever ...	16	—	—	—	4	2	4	4	2	1	2	2	3	2	1	1	—	3	1	—	8
14 Meningitis ...	7	3	—	1	—	—	1	2	—	—	1	2	1	—	1	1	—	—	—	1	5
15 Organic Heart disease	248	—	—	—	9	12	35	94	98	32	30	18	27	26	22	31	12	27	14	9	38
16 Bronchitis ...	364	29	8	4	—	—	19	96	208	53	34	27	38	38	40	47	25	29	18	15	102
17 Pneumonia (all forms)	353	78	73	36	10	4	29	71	52	38	33	38	44	30	33	47	27	29	22	12	74
18 Other diseases of Respiratory organs	19	—	—	—	—	1	5	5	8	6	2	—	2	3	1	3	1	1	—	—	1
19 Diarrhœa and Enteritis	29	19	4	2	—	—	1	2	1	4	2	5	2	3	1	4	1	2	1	4	6
20 Appendicitis & Typhlitis	10	—	—	1	3	2	1	3	—	1	—	1	3	—	—	2	1	2	—	—	15
21 Cirrhosis of Liver ...	4	—	—	—	—	—	2	1	1	—	—	—	—	—	—	1	1	—	1	1	4
21A Alcoholism ...	13	—	—	—	—	—	2	7	4	2	3	—	2	—	—	—	1	2	2	1	4
22 Nephritis and Bright's Disease	145	—	—	1	—	3	13	44	84	18	18	8	18	13	16	20	14	11	12	3	68
23 Puerperal Fever ...	4	—	—	—	—	1	3	—	—	1	—	1	—	—	—	2	—	—	—	—	1
24 Other accidents and diseases of Pregnancy & Parturition	9	—	—	—	—	2	7	—	—	3	—	1	—	—	—	—	3	—	1	1	3
25 Congenital Debility and Malformation, including Premature Birth	145	131	7	3	1	1	—	2	—	21	11	12	19	12	15	14	9	15	6	11	55
26 Violent Deaths, excluding Suicide	99	6	5	4	10	10	15	25	24	15	12	4	10	4	5	17	12	3	10	7	61
27 Suicide ...	19	—	—	—	—	1	1	13	4	2	3	1	2	3	2	2	2	—	1	1	7
28 Other defined diseases	530	29	10	8	15	16	60	119	273	51	55	36	55	64	63	71	37	54	23	21	269
All causes	2895	363	224	170	99	105	342	733	859	366	302	239	317	275	275	362	215	275	150	119	890



DEATHS OF INFANTS UNDER ONE YEAR OF AGE.

The deaths of Infants under one year of age to 1,000 births were 79 during the year 1922.

The deaths under one year of age to 1,000 births for the last twenty-eight years were as follows :—

1895	..	201	1909	...	119
1896	...	192	1910	...	115
1897	...	187	1911	...	145
1898	...	190	1912	...	105
1899	...	199	1913	...	115
1900	...	192	1914	...	123
1901	...	168	1915	...	132
1902	...	166	1916	...	98
1903	...	148	1917	...	111
1904	...	174	1918	...	124
1905	...	148	1919	...	95
1906	...	144	1920	...	86
1907	...	142	1921	...	90
1908	...	131	1922	...	79

The average number of Infantile deaths for the last twenty-eight years is 140.

TABLE 12.

BOROUGH OF SOUTHWARK.

INFANT MORTALITY, 1922.

Nett Deaths from stated causes at various ages under 1 Year of Age.

CAUSE OF DEATH.			Under 1 Week.	1-2 Weeks.	2-3 Weeks.	3-4 Weeks.	Total under 1 Month.	1-3 Months.	3-6 Months.	6-9 Months.	9-12 Months.	Total Deaths under 1 Year.
All causes	Certified	...	58	22	15	16	111	53	61	60	77	362
	Uncertified	...	1	1	1
Influenza	1	1	1	3
Small-pox
Chicken-pox
Measles	1	9	17	27
Scarlet Fever	1	1	2
Whooping Cough	5	5	4	8	22
Diphtheria and Croup	2	1	3
Erysipelas	1	1
Tuberculous Meningitis	1	...	1	3	5
Abdominal Tuberculosis	2	2
Other Tuberculous Diseases	2	1	3
Meningitis (<i>not Tuberculous</i>)	2	1	...	3
Cerebro-Spinal Meningitis	1	...	1
Convulsions and Dentition	1	3	4	1	...	1	1	7
Laryngitis
Bronchitis	4	5	9	6	10	1	3	29
Pneumonia, all forms...	4	1	2	7	10	18	16	27	78
Diarrhœa	2	2	2	7	3	3	17
Enteritis	1	1	2
Gastritis	1	1
Syphilis	2	1	3	1	4
Rickets	1	1
Suffocation, overlying	2	...	2	2
Injury at Birth	4	4	4
Atelectasis	1	1	1
Congenital Malformations	7	3	1	1	12	8	1	2	1	24
Premature Birth	38	6	2	4	50	3	53
Atrophy, Debility and Marasmus	6	2	3	2	13	10	10	8	7	48
Other causes...	3	1	...	1	5	2	5	7	1	20
			59	22	15	16	112	53	61	60	77	363

Nett Births in the year	Legitimate	4,395
	Illegitimate	181
Nett Deaths in the year of ...	Legitimate Infants	341
	Illegitimate Infants...	22


TABLE 13.

Vital Statistics of Separate Localities in 1922 and previous years.

BOROUGH OF SOUTHWARK

NAMES OF LOCALITIES.	1. ST. MARY'S WARD.				2. ST. PAUL'S WARD.				3. ST. PETER'S DISTRICT.				4. ST. JOHN'S DISTRICT.				5. TRINITY WARD.				6. ALL SAINTS' DISTRICT.			
	Population esti- mated to middle of each year.	Births registered.	Deaths at all ages.	Deaths under 1 year.	Population esti- mated to middle of each year.	Births registered.	Deaths at all ages.	Deaths under 1 year.	Population esti- mated to middle of each year.	Births registered.	Deaths at all ages.	Deaths under 1 year.	Population esti- mated to middle of each year.	Births registered.	Deaths at all ages.	Deaths under 1 year.	Population esti- mated to middle of each year.	Births registered.	Deaths at all ages.	Deaths under 1 year.	Population esti- mated to middle of each year.	Births registered.	Deaths at all ages.	Deaths under 1 year.
YEAR.																								
1912 ...	22,175	585	323	53	19,501	486	307	49	18,263	513	273	63	21,151	633	372	75	15,944	491	288	44	19,230	684	281	48
1913 ...	21,997	657	338	64	19,340	515	274	46	18,118	496	281	45	20,982	683	334	80	15,819	541	325	70	19,077	721	352	75
1914 ...	22,040	583	337	58	19,377	481	300	61	18,154	552	258	56	21,023	649	352	74	15,851	499	311	60	19,114	718	345	83
1915 ...	21,000	514	381	64	18,478	490	368	59	17,302	503	284	50	19,983	601	374	75	15,093	447	317	50	18,215	626	403	91
1916 ...	20,735	545	362	49	18,238	449	287	41	17,087	491	240	36	19,731	585	335	69	14,904	424	261	53	17,988	610	313	46
1917 ...	19,640	438	367	47	17,300	401	323	46	16,201	385	282	34	18,688	511	337	56	14,122	380	252	42	17,049	484	283	44
1918 ...	18,924	376	476	39	16,692	282	368	38	15,629	369	340	34	18,008	383	379	62	13,622	322	356	48	16,441	440	359	41
1919 ...	21,048	470	332	41	18,592	385	270	25	17,419	390	197	19	20,020	527	280	56	15,188	379	263	45	18,230	509	274	40
1920 ...	21,892	624	358	56	19,338	524	250	45	18,112	509	237	49	20,806	738	296	63	15,792	542	229	52	18,956	758	289	58
1921 ...	21,570	529	324	54	19,053	439	284	35	17,846	451	204	35	20,500	610	294	52	15,560	481	227	36	18,677	626	287	58
Averages of Years 1912 to 1921	21,102	532	359	52	18,590	445	303	44	17,413	462	259	42	20,089	592	335	66	15,189	450	282	50	18,297	617	318	58
1922 ...	22,882	448	366	47	19,362	386	302	27	17,370	408	239	35	19,218	554	317	49	16,315	456	275	35	21,536	546	275	31

	7. ST. MICHAEL'S WARD.				8. ST. JUDE'S WARD.				9. ST. GEORGE'S WARD.				10. CHRISTCHURCH WARD.				11. ST. SAVIOUR'S WARD.							
	Population esti- mated to middle of each year.	Births registered.	Deaths at all ages.	Deaths under 1 year.	Population esti- mated to middle of each year.	Births registered.	Deaths at all ages.	Deaths under 1 year.	Population esti- mated to middle of each year.	Births registered.	Deaths at all ages.	Deaths under 1 year.	Population esti- mated to middle of each year.	Births registered.	Deaths at all ages.	Deaths under 1 year.	Population esti- mated to middle of each year.	Births registered.	Deaths at all ages.	Deaths under 1 year.	Population esti- mated to middle of each year.	Births registered.	Deaths at all ages.	Deaths under 1 year.
YEAR.																								
1912 ...	22,504	623	375	75	13,508	347	268	39	18,490	704	368	96	9,464	213	208	19	9,787	327	127	42
1913 ...	22,318	721	463	99	13,395	367	246	38	18,344	678	372	103	9,391	228	223	31	9,706	268	163	26
1914 ...	22,364	665	449	103	13,420	343	239	42	17,844	675	363	97	9,409	261	199	32	9,725	227	197	31
1915 ...	21,324	614	514	104	12,803	314	294	52	16,992	517	391	81	8,980	230	230	34	9,254	303	171	27
1916 ...	21,059	532	403	63	12,639	299	224	32	16,778	537	301	64	8,867	170	174	16	9,140	270	139	33
1917 ...	19,964	461	381	60	12,013	277	240	49	15,892	452	315	47	8,397	156	175	16	8,670	190	132	13
1918 ...	19,248	384	445	53	11,585	184	289	36	15,320	405	364	40	8,113	118	204	17	8,386	187	177	21
1919 ...	21,372	466	329	48	12,816	240	231	35	16,997	502	268	48	9,008	136	153	22	9,281	172	131	17
1920 ...	22,223	648	321	56	13,326	384	210	35	17,673	685	250	63	9,368	261	136	18	9,656	281	109	17
1921 ...	21,895	541	342	53	13,130	335	184	34	17,413	627	241	52	9,230	189	133	21	9,514	210	113	21
Averages of Years 1912 to 1921	21,427	565	402	71	12,863	309	242	39	17,174	588	323	69	9,022	196	183	22	9,311	243	145	23
1922 ...	20,795	517	362	40	14,012	273	215	27	18,189	562	275	40	8,389	184	150	9	9,152	242	119	23



Cases of Infectious Diseases notified during the Year 1922.

*102 Deaths occurred in these notified cases.

TABLE 15.
Cases of Infectious Disease

Notified to the Medical Officer of Health for the Borough of Southwark, during the year 1922, occurring
in the several wards:—

WARD.	Scarlet Fever.	Diphtheria.	Memb. Croup.	Enteric Fever.	Cerebro- Spinal Fever.	Small Pox.	Erysipelas.	Puerperal Fever.	Anthrax.	Ophthalmia Neonatorum.	Phthisis.	Other forms of Tubercu- losis.	Measles.	Encephalitis Lethargica.	Epidemic Diarrhea.	Influenza and Primary Pneumonia.	Malaria.	Dysentery.	Total.
St. Mary ...	99	90	—	1	—	—	15	6	—	1	77	22	386	1	1	39	—	1	739
St. Paul ...	65	21	—	1	1	2	17	—	—	6	42	5	345	1	1	23	—	—	530
St. Peter ...	76	92	—	1	1	—	16	3	—	3	45	13	289	—	2	34	—	—	575
St. John ...	84	99	1	—	—	—	19	2	—	4	42	14	451	—	1	55	—	—	772
Trinity ...	65	53	—	—	1	—	13	1	—	5	36	9	325	—	1	38	1	—	548
All Saints ..	79	95	—	—	—	—	13	1	—	6	43	19	336	—	2	39	—	—	633
St. Michael ...	117	89	—	—	—	—	17	3	—	5	48	20	316	—	1	54	—	—	670
St. Jude ...	69	77	1	—	1	—	6	—	—	4	25	5	216	2	—	17	—	1	424
St. George ...	73	85	—	—	—	—	12	—	1	4	47	10	330	3	—	49	—	—	614
Christchurch	32	12	—	—	—	—	9	—	1	2	24	4	104	—	—	19	—	—	207
St. Saviour ...	43	34	—	—	—	—	7	1	—	4	15	6	116	—	1	24	—	—	251
Borough ...	802	747	2	3	4	2	144	17	2	44	444	127	3214	7	10	391	1	2	5963

TABLE 16

Deaths in the Sanitary Area from the principal Zymotic Diseases in the various wards for 1922.

WARD.	Cerebro Spinal Fever.	Measles.	Scarlet Fever.	Diphtheria.	Whooping Cough.	Enteric Fever.	Diarrhœa.	Phthisis.	Pneumonia & Bronchitis.	Heart Disease.	Influenza.	Dysentery.	Encephalitis Lethargica.
St. Mary ...	—	11	2	11	6	1	4	38	91	32	13	—	1
St. Paul ...	—	14	2	1	7	1	2	32	67	30	15	—	1
St. Peter ...	1	11	3	8	4	1	5	25	65	18	10	—	—
St. John ...	—	20	—	5	7	—	2	19	82	27	10	—	—
Trinity ...	1	10	3	7	6	—	3	20	68	26	6	—	—
All Saints ...	—	17	—	8	4	—	1	19	73	22	7	—	—
St. Michael ...	—	18	4	8	9	—	4	27	94	31	9	—	2
St. Jude ...	—	13	—	6	3	—	1	23	52	12	6	—	3
St. George ...	1	20	1	6	10	—	2	23	58	27	11	—	—
Christchurch ...	—	5	—	1	2	—	1	16	40	14	3	—	—
St. Saviour ...	—	6	2	—	4	—	4	7	27	9	2	1	—
Borough ...	3	145	17	61	62	3	29	249	717	248	92	1	7

TABLE 17. The total number of Deaths in the Sanitary Area, with the Ages apportioned to the several wards, and the Death-rate in each ward for 1922.

WARD.	Males	Females.	Total.	Rate per 1000.	AGES—YEARS.												
					0-	1-	5-	10-	15-	20-	25-	35-	45-	55-	65-	75-	85-
St. Mary ..	205	161	366	16·0	47	40	6	1	7	3	15	38	40	67	58	39	5
St. Paul ...	159	143	302	15·6	27	35	5	2	7	6	16	18	36	40	65	37	8
St. Peter ...	141	98	239	13·8	35	34	6	7	4	3	18	15	17	29	36	32	3
St. John ...	169	148	317	16·5	49	48	12	4	5	8	10	30	29	45	39	34	4
Trinity ...	162	113	275	16·9	35	35	5	1	6	8	12	12	25	38	52	39	7
All Saints ...	159	116	275	12·8	31	39	9	5	2	5	10	15	30	39	49	32	9
St. Michael	205	157	362	17·4	40	56	7	6	7	12	11	29	46	54	61	24	9
St. Jude ...	107	108	215	15·3	27	32	3	3	4	2	11	21	21	34	34	17	6
St. George...	141	134	275	15·1	40	46	4	5	5	4	8	20	33	39	41	24	6
Christchurch	94	56	150	17·9	9	13	2	2	1	4	9	12	22	24	28	20	4
St. Saviour	68	51	119	13·0	23	16	1	3	—	2	4	8	12	13	16	19	2
Whole } Borough }	1610	1285	2895	15·5	363	394	60	39	48	57	124	218	311	422	479	317	63

TABLE 18.

Cases of Infectious Disease.

Notified to the Medical Officer of Health for Southwark, during each week of the year 1922.

Week Ending.	Scarlet Fever.	Diphtheria.	Membranous Group.	Enteric Fever.	Cerebro-Spinal Fever.	Small-Pox.	Erysipelas.	Puerperal Fever.	Anthrax.	Ophthalmia Neonatorum.	Phthisis.	Other forms of Tuberculosis.	Measles.	Encephalitis Lethargica.	Epidemic Diarrhea.	Pneumonia.	Polio-Myelitis.	Malaria.	Dysentery.	Total.
1922																				
Jan. 7	22	11	5	4	4	49	30	116
" 14	20	11	3	4	7	2	41	45	133
" 21	14	16	6	4	2	52	21	115
" 28	11	13	3	7	1	64	15	114
Feb. 4	15	10	3	2	10	2	118	10	170
" 11	18	13	2	1	...	1	6	3	123	11	178
" 18	12	5	4	1	9	3	138	11	183
" 25	16	8	6	1	4	1	245	10	291
March 4	25	10	1	1	...	1	5	4	226	1	...	13	287
" 11	15	9	5	1	...	1	11	2	262	7	313
" 18	10	8	3	1	...	2	13	4	224	5	270
" 25	8	5	1	1	5	2	227	1	...	4	254
April 1	9	8	4	14	5	217	9	266
" 8	12	5	2	1	9	6	236	1	...	3	275
" 15	6	4	4	12	...	146	1	...	3	176
" 22	13	12	1	...	2	3	6	3	159	2	...	6	207
" 29	6	5	...	1	2	2	10	3	111	7	147
May 6	19	8	4	6	3	95	5	140
" 13	20	8	...	1	3	3	7	4	63	7	116
" 20	17	5	5	1	8	4	61	6	107
" 27	10	18	1	1	1	11	2	55	7	106
June 3	8	7	3	7	6	29	1	...	8	69
" 10	16	14	4	6	2	47	2	91
" 17	15	11	1	1	6	3	37	10	84
" 24	11	17	3	14	4	28	2	79
July 1	14	14	1	1	4	2	16	4	56
" 8	18	23	1	1	5	2	19	...	1	3	73
" 15	14	19	1	...	2	11	3	25	3	1	79
" 22	11	15	2	1	...	2	7	2	18	4	62
" 29	11	20	1	...	7	2	12	4	10	...	2	5	74
Aug. 5	20	7	3	1	6	...	14	1	52
" 12	12	11	2	1	10	...	7	5	48
" 19	17	16	10	1	2	...	1	4	51
" 26	16	11	1	7	3	3	...	1	42
Sept. 2	12	11	1	1	7	1	3	...	1	2	39
" 9	8	9	13	4	4	1	39
" 16	23	12	1	7	6	3	...	2	3	57
" 23	21	29	1	...	2	1	...	1	7	2	4	...	2	3	73
" 30	30	24	...	1	4	8	...	2	3	72
Oct. 7	21	21	1	15	2	4	2	1	67
" 14	16	17	4	1	...	1	6	4	2	4	55
" 21	19	27	2	1	14	1	4	3	71
" 28	19	26	1	4	1	9	2	3	8	73
Nov. 4	29	16	1	5	2	11	2	5	10	81
" 11	20	23	6	1	1	...	10	2	3	10	76
" 18	14	29	5	1	9	2	11	71
" 25	20	23	1	7	3	7	9	70
Dec. 2	17	24	4	2	...	1	12	...	3	6	69
" 9	13	23	2	1	15	3	1	12	...	1	...	71
" 16	15	17	1	2	10	...	1	5	51
" 23	11	19	2	3	2	8	...	1	4	50
" 30	13	20	2	3	1	6	9	54
Year	802	747	2	3	4	2	144	17	2	44	444	127	3214	7	10	391	...	1	2	5963




TABLE 19.

Analysis of Cases treated in Hospitals and at Home

YEAR.	SMALL POX.						SCARLET FEVER.					
	Total number of Cases notified.	Cases removed to Hospital.	Died in Hospital.	Percentage of Deaths.	Cases Treated at Home.	Died at Home.	Total number of Cases notified.	Cases removed to Hospital.	Died in Hospital.	Percentage of Deaths.	Cases Treated at Home.	Died at Home.
1901	89	89	14	15.7	1301	1188	51	4.3	113	3
1902	518	513	74	14.4	5	4	1098	1046	39	3.7	52	3
1903	40	39	1	...	512	493	18	3.6	19	...
1904	28	27	1	3.7	1	...	415	388	11	2.8	27	1
1905	776	740	28	3.8	36	...
1906	1470	1428	45	3.2	42	...
1907	1275	1232	34	2.7	43	1
1908	775	756	23	3.0	19	1
1909	2	2	590	583	13	2.2	7	1
1910	419	413	9	2.2	6	...
1911	480	474	6	1.3	6	...
1912	500	493	4	0.8	7	2
1913	1	1	880	857	11	1.2	23	...
1914	1448	1405	21	1.5	43	1
1915	465	454	11	2.4	11	1
1916	301	293	5	1.7	8	...
1917	276	263	7	2.6	13	...
1918	653	625	11	1.7	28	3
1919	799	746	4	0.5	53	...
1920	893	874	5	0.6	19	...
1921	1266	1240	13	1.0	26	...
1922	2	2	802	794	17	2.1	8	...

belonging to the Borough of Southwark for Twenty-two Years.

DIPHTHERIA AND MEMBRANOUS CROUP.							ENTERIC FEVER.						
Total number of Cases notified.	Cases removed to Hospital.	Died in Hospital.	Percentage of Deaths.	Cases Treated at Home.	Died at Home.	Percentage of Deaths.	Total number of Cases notified.	Cases removed to Hospital.	Died in Hospital.	Percentage of Deaths.	Cases Treated at Home.	Died at Home.	Percentage of Deaths.
558	484	42	8.6	74	11	14.8	135	120	14	11.6	15	4	26.6
539	500	50	10.0	39	13	33.3	193	179	20	11.1	14	3	21.4
354	333	19	5.7	21	4	19.0	122	105	19	19.0	17	3	17.6
281	257	18	7.0	24	8	33.3	92	77	13	16.8	15	5	33.3
304	280	38	13.6	24	6	25.0	74	67	7	10.4	7	4	57.0
401	375	25	6.6	26	6	23.0	111	105	8	7.6	6	4	66.6
422	410	32	7.8	12	1	33.3	80	74	7	9.4	6	4	66.6
270	266	30	11.3	4	2	50.0	48	45	5	11.1	3	2	66.6
256	244	26	10.7	12	7	58.3	35	31	6	19.3	4
284	278	33	11.1	6	2	33.3	54	51	7	13.7	3
293	287	29	10.1	6	1	16.7	45	43	3	7.0	2	2	100.0
284	276	25	9.0	8	2	25.0	39	37	3	8.1	2	1	50.0
327	315	18	5.7	12	1	8.3	39	36	4	11.1	3	2	66.6
338	330	34	10.3	8	3	37.5	24	24	2	8.3
387	369	34	9.2	18	3	16.6	23	23	3	13.0
442	423	36	8.5	19	5	26.3	13	11	2	18.2	2
580	560	41	7.3	20	5	25.0	10	10	5	50.0
504	489	40	8.1	15	1	6.6	8	7	1	14.3	1
505	485	36	7.4	20	6	30.0	12	12	3	25.0
457	440	33	7.5	17	4	23.5	8	8	5	62.5
537	532	30	5.6	5	7	7	1	14.3
749	743	60	8.0	6	1	16.7	3	3	3	100.0





TABLE 20.

London and the Metropolitan Boroughs.

BIRTHS, DEATHS AND NOTIFIED CASES OF INFECTIOUS DISEASES, 1922.

BOROUGH.	Enumerated Population, 1921.	Births.	DEATHS FROM									Deaths under 1 year of age.	NOTIFIED CASES OF PRINCIPAL INFECTIOUS DISEASES.														
			All Causes.	Enteric Fever.	Small-pox.	Measles.	Scarlet Fever.	Whooping-cough.	Diphtheria.	Diarrhea and Enteritis (under 2 years).	Influenza.		Small-pox.	Scarlet Fever.	Diphtheria and Membranous Croup.	Enteric Fever.	Puerperal Fever.	Cerebro-Spinal Fever.	Polio-myelitis.	Poli- Encephalitis.	Encephalitis Lethargica.	Typhus Fever.	Anthrax.	Pneumonia.	Ophthalmia Neonatorum.	Death Rate per 1,000 Births, Infants under 1 year.	
LONDON	4,514,405	94,792	60,349	44	...	1559	299	1123	1,137	669	2,582	7,048	62	17,225	15,272	265	311	84	38	5	68	2	2	7,066	871	74	
<i>West.</i>																											
Paddington	145,600	2,730	1,852	1	...	34	3	10	24	23	70	188	...	532	420	9	8	2	1	...	2	342	18	69	
Kensington	177,300	3,152	2,373	2	...	58	6	28	34	31	86	264	...	491	411	18	10	3	2	...	5	187	21	84	
Hammersmith	128,708	2,748	1,707	4	...	36	11	40	47	11	70	196	...	498	435	14	9	3	...	1	153	34	71		
Fulham	159,400	3,242	1,912	4	...	41	16	26	33	30	74	222	2	625	434	16	31	1	2	...	3	299	29	68	
Chelsea	64,290	1,070	838	11	6	11	15	4	52	67	...	195	130	4	4	4	70	3	63		
City of Westminster...	139,893	1,882	1,747	1	...	11	3	5	25	7	91	104	...	263	303	12	5	4	...	1	49	22	55		
<i>North.</i>																											
St. Marylebone	105,200	1,679	1,415	2	...	30	4	17	27	18	58	113	...	348	288	13	3	...	1	...	3	1	...	112	23	67	
Hampstead	86,890	1,290	947	3	...	6	2	2	19	7	36	70	...	271	241	8	2	1	...	3	99	10	54		
St. Pancras	212,900	4,559	3,070	1	...	107	21	29	44	32	142	333	1	1,170	735	14	11	5	1	...	4	550	61	73	
Islington	333,000	7,549	4,579	138	30	100	57	72	224	576	...	1,496	1,121	9	19	1	...	1	157	127	76		
Stoke Newington	52,590	937	714	3	4	2	6	4	29	62	...	159	99	...	6	1	27	4	66		
Hackney	224,200	4,743	2,847	1	...	49	11	68	25	49	141	342	...	674	736	4	10	4	1	...	4	50	30	72	
<i>Central.</i>																											
Holborn	43,520	664	554	6	2	6	3	6	21	49	...	170	116	4	...	1	1	...	1	65	11	74	
Finsbury	76,690	1,934	1,237	1	...	30	5	23	32	9	69	153	...	346	376	4	7	3	83	17	79		
City of London	13,820	148	191	1	...	2	4	...	3	12	...	33	43	8	1	81		
<i>East.</i>																											
Shoreditch	105,200	2,958	1,708	86	6	29	27	36	71	303	...	353	448	5	9	1	388	66	102		
Bethnal Green	118,300	2,981	1,803	2	...	100	6	83	33	28	74	268	1	360	540	3	11	4	1	...	3	131	35	90	
Stepney	252,000	6,011	3,497	1	...	68	9	123	79	64	138	479	5	638	845	29	23	9	1	...	4	1	...	559	45	80	
Poplar	164,100	4,418	2,352	65	6	92	57	23	84	346	49	415	616	10	16	5	2	1	596	36	78		
<i>South.</i>																											
Southwark	186,000	4,576	2,895	3	...	145	17	62	61	23	92	363	2	802	749	3	17	4	7	...	2	391	44	79	
Bermondsey	120,500	3,258	2,038	1	...	102	12	70	92	23	74	330	1	657	1,096	4	7	4	...	2	2	234	12	101	
Lambeth	305,700	6,365	4,185	7	...	70	21	60	50	46	161	490	1	1,345	645	18	32	8	4	...	8	277	57	77	
Battersea	169,200	3,667	2,203	1	...	65	13	22	59	18	110	254	...	768	712	9	15	2	4	...	2	509	41	69	
Wandsworth	331,500	5,505	3,700	2	...	75	19	45	75	24	148	337	...	1,263	856	21	17	6	4	...	5	655	42	61	
Camberwell	269,600	5,802	3,598	4	...	96	26	87	61	41	174	452	...	1,073	828	11	10	1	4	...	1	297	25	78	
Deptford	113,500	2,631	1,558	2	...	58	12	35	39	11	62	195	...	547	451	7	7	2	125	10	74		
Greenwich	101,400	2,134	1,304	29	6	11	42	4	52	123	...	595	699	3	6	3	1	163	17	58	
Lewisham	175,800	3,208	1,945	18	12	15	31	19	111	174	...	618	448	6	5	...	7	...	6	169	4	54	
Woolwich	137,604	2,941	1,580	1	...	21	10	20	36	6	65	183	...	520	448	7	11	2	2	1	321	26	62		



PHTHISIS.

TABLE 21.

A summary of the cases notified and other particulars in connection therewith during the year 1922.

Notified cases remaining in district at end of 1921.	Cases notified during 1922.	Old cases returned home from Infirmary.	Visits paid at the homes of patients.	Cases removed to Infirmary.	Cases removed from Southwark or which died at home.	Notified cases remaining in Southwark at end of 1922.	Rooms periodically sprayed and otherwise disinfected.	Rooms stripped on termination of cases.
1330	444	244	6,712	420	457	1,141	5,317	147

DEATHS FROM PULMONARY TUBERCULOSIS.

TABLE 22.

Shewing the number of Patients who died in their own homes and the number who died away from home in Hospitals or other Institutions. 1922.

	0-	1-	5-	10-	15-	20-	25-	35-	45-	55-	65-	75-	85-	ALL AGES.		
														Males	Fe- males	TOTAL
Number of patients who died at home	2	4	7	18	24	18	13	2	1	...	49	40	89
Number of patients who died in hospitals, &c. ...	1	...	4	3	12	14	20	33	33	25	14	1	...	105	55	160
	1	...	4	5	16	21	38	57	51	38	16	2	...	154	95	249

Of the total number of deaths from Pulmonary Tuberculosis 64·3 per cent. occurred in hospitals or other institutions.

63 Deaths occurred in unnotified cases during the year.

TABLE 23.

PUBLIC HEALTH (TUBERCULOSIS) REGULATIONS, 1912.

Summary of Notifications during the period from the 1st January, 1922, to the 30th December, 1922, in the Metropolitan Borough of Southwark.

Age-periods		Notifications on Form A.												Notifications on Form B.					Number of Notifications on Form C.		
		Number of Primary Notifications.											Total Notifications on Form A.	Number of Primary Notifications.				Total Notifications on Form B.	Poor Law Institutions.	Sanatoria.	
		0-1	1-5	5-10	10-15	15-20	20-25	25-35	35-45	45-55	55-65	65 & upwards		Total Primary Notifications.	Under 5	5-10	10-15				Total Primary Notifications.
Pulmonary Males	...	—	6	4	11	12	32	57	62	37	30	12	263	287	—	—	—	—	—	83	163
„ Females	...	—	5	5	9	24	27	48	23	23	11	6	181	195	—	—	—	—	—	43	76
Non-Pulmonary Males	...	3	11	17	14	12	5	3	—	4	—	1	70	71	—	—	—	—	2	11	29
„ Females	...	—	9	15	13	8	1	5	2	4	—	—	57	61	—	—	—	—	—	17	24

TABLE 24.

ZYMOTIC MORTALITY FOR THE SANITARY AREA, 1922.

Showing the localities where the deaths occurred.

LOCALITY.	Encephalitis Lethargica.	Measles.	Scarlet Fever.	Diphtheria.	Whooping Cough.	Enteric Fever.	Diarrhæa.	Cerebro- Spinal Fever.	Influenza.	Dysentery.	Total.
The Borough	73	...	1	38	...	8	...	61	...	181
Southwark Hospital ...	7	63	20	...	11	...	23	...	124
Met. Asylums Board Hos- pitals	6	17	58	...	1	...	1	83
St. Thomas's Hospital	1	1
Evelina Hospital	1	1
Guy's Hospital	1	...	2	2	...	1	1	7
St. Bartholomew's Hos- pital	1	...	1
Royal Waterloo Hospital.	1	1
Belgrave Hospital	1	3	4
Infants' Hospital	1	...	1
Children's Hospital	1	1
Lambeth Hospital	1	...	1	...	2
E. London Hospital	1	1
Camberwell Institution	1	1
32, Elder Road, Norwood	...	1	1	...	2
Horton Mental Hospital	1	1
Leavesden Mental Hos- pital	2	...	2
Victoria Hospital	2	2
Newington Institution	1	1
Dartford Heath Mental Hospital	1	1
39, Riggindale Road, Streatham	1	...	1	...	2
TOTAL	7	145	17	61	62	3	29	3	92	1	420

SMALL-POX.

Three cases of this disease occurred during the year 1922, two of these cases were notified. They arose from an undiscovered and therefore unnotified case in the person of a female aged 14 years, of 51, Cambridge Street. It was found that 14 days after visiting 19, Fairfoot Road, Poplar, this girl had a few spots on her face for which she had no medical attention. About a fortnight after the father fell ill with a few spots on the face. At the end of another fortnight the mother fell ill, also with spots on the face. The last-mentioned patient developed well marked small-pox and she was removed with her husband to hospital on the 20th December.

All the contacts in the house were vaccinated, and the boroughs concerned were notified of the contacts living outside our district. Two sets of bedding were destroyed, and the blankets, sheets and other articles were passed through our steam disinfecter. The Ministry of Health, the London County Council, the Vaccination Officer, and the Guardians were all apprised of the outbreak. A letter was received from the Clerk to the Guardians asking for information in regard to the cases together with any suggestions thereon, which were supplied to him. Subsequently a letter was received from the Clerk to the Guardians informing the Medical Officer of Health that the Guardians had decided to authorise their Public Vaccinators to vaccinate or re-vaccinate all persons living or working within the areas of their respective districts. A notice was printed and published in the borough explaining the facilities afforded by the Guardians for free vaccination and re-vaccination. Copies of a circular on small-pox were also issued in the neighbourhood of the outbreak, and up to the present time (January 20th) no further case has occurred. On January 19th the two cases were discharged from the hospital as recovered.

SCARLET FEVER.

During the year under consideration 802 cases were notified, as against 1,266 cases in 1921. The number of deaths from this disease was 17.

The greatest number of cases occurred in St. Mary, St. John, All Saints' and St. Michael's Wards.

The number of cases notified, as compared with London, during the last ten years was :—

	In Southwark.	In London.		In Southwark.	In London.
1913	880	17,552	1918	653	6,811
1914	1,448	25,015	1919	799	12,931
1915	467	17,104	1920	893	22,713
1916	301	8,766	1921	1,266	32,738
1917	276	6,110	1922	802	17,225

Number of deaths from Scarlet Fever during the last ten years :—

	In Southwark.	In London.		In Southwark.	In London.
1913	11	188	1918	14	118
1914	22	316	1919	4	145
1915	12	332	1920	5	207
1916	5	146	1921	13	290
1917	7	85	1922	17	299

Of the 802 cases notified in the present year, as many as 794 were removed to hospital, i.e., 99·0 per cent., as against 98·0 per cent. for last year.

The deaths in the 794 cases sent to hospital numbered 17, a mortality of 2·1 per cent.

In regard to the 9 cases nursed at home, they all recovered.

The annual rate of mortality was 0·10.

DIPHTHERIA.

There has been an increase in the number of cases of Diphtheria notified during the year under consideration.

The total notifications numbered 749 and the deaths 61 for the year.

The percentage of deaths to the cases notified was 8·1.

The annual mortality per 1,000 inhabitants was 0·33.

The number of cases notified as compared with London, during the last ten years was :—

	In Southwark.	In London.		In Southwark.	In London.
1913	327	7,654	1918	504	8,174
1914	338	9,118	1919	505	9,479
1915	387	9,166	1920	457	13,784
1916	442	8,754	1921	537	16,319
1917	580	8,300	1922	749	15,272

Number of deaths from Diphtheria during the last ten years:—

	In Southwark.	In London.		In Southwark.	In London.
1913	19	431	1918	41	654
1914	37	706	1919	42	777
1915	37	699	1920	37	1,009
1916	41	604	1921	30	1,054
1917	46	580	1922	61	1,137

Of the 749 cases notified 743, or 99·2 per cent. were removed to hospital with 60 deaths, a mortality of 8·0 per cent. In regard to the 6 cases nursed at home, 1 died, a mortality of 16·7 per cent.

ENTERIC FEVER.

Three death from Enteric Fever occurred in the borough during the year, as against 1, 5 and 3, in the three preceding years.

The total number of cases notified was 3 for the present year, and 7, 8 and 12, for the three preceding years.

The number of cases notified during the last ten years:—

1913	39	1918	8
1914	24	1919	12
1915	23	1920	8
1916	13	1921	7
1917	10	1922	3

The number of deaths from Enteric Fever for the last ten years:—

1913	6	1918	1
1914	2	1919	3
1915	3	1920	5
1916	2	1921	1
1917	5	1922	3

Of the 3 cases notified 3 were removed to hospital, all of which died, a mortality of 100·0 per cent.

MEASLES.

During the year under consideration 3,214 cases of this disease were notified with 145 deaths. At the height of the epidemic I made the following report:—

“The number of cases notified to the Medical Officer of Health during the quarter ending April 1st, was 1,977, with 448 secondary cases, making a total of 2,425. There were 1,526 under five years of age, and 899 over five years of age.

With our knowledge of previous epidemics it may be fairly assumed that only two-thirds of the cases occurring were brought to our notice. So that in the quarter the number of cases of measles must have exceeded 3,200. There were 75 deaths from measles in the same period. The percentage of deaths to the number of cases was 2·3. In most of the cases notified the certificate was received early. On the receipt of the notification every case was at once visited by a nurse. This number of cases has occupied the full time of three and sometimes four officers. It has been found that a nurse can only properly attend and give advice as prescribed by the Ministry of Health to 15 cases daily. At the commencement of the epidemic we had one nurse for measles who very early fell sick and was absent for a period of seven weeks. On my report of the extension of the epidemic and the illness of the measles nurse, the Committee appointed at once two temporary nurses which I supplemented with one health visitor detached from her maternity and child welfare work. The largest number of cases notified was on March 11th. Since then there has only been a slight decline. The sick measles nurse returned to duty on March 6th, but we still need for nursing measles the three nurses at the present time engaged in this work, that is, if all the cases are to be visited and properly looked after. The percentage of deaths to the total estimated number of cases during the last epidemic was 4·5.

The staff at the present time for visiting and attending cases of measles comprise our ordinary measles nurse and two temporary ones. The two temporary nurses will be discharged as soon as the epidemic shows signs of abatement or when the Council directs.

It will be seen that in the present epidemic the case mortality has only been one half of what it was in the epidemic of 1918. There has certainly been improved nursing in the present epidemic."

Deaths from Measles during the last ten years:—

1913	105	1918	145
1914	95	1919	19
1915	131	1920	63
1916	94	1921	6
1917	75	1922	145

The annual death-rate per 1,000 living was 0·77.

DIARRHÆA.

The deaths from diarrhæa and enteritis numbered 29. The year under consideration was distinctly favourable to infants in regard to

these complaints only 10 cases being notified during the months of July, August and September.

The annual death-rate at all ages from Diarrhæa and Enteritis per 1,000 living was 0·15.

Deaths from diarrhæa during the last ten years:—

1913	205	1918	81
1914	207	1919	104
1915	148	1920	59
1916	107	1921	149
1917	108	1922	29

WHOOPIING COUGH.

The deaths from this disease were 62 for the year.

The annual death-rate per 1,000 living was 0·33.

Deaths from Whooping Cough for the last ten years:—

1913	38	1918	129
1914	59	1919	10
1915	46	1920	27
1916	44	1921	28
1917	35	1922	62

ANTHRAX.

Two cases of this disease were notified during the year.

The first case was that of a male aged 30, employed at Messrs. Whichelow & Co., Tanner Street, Bermondsey, and employed in handling goat skins from China. The date of the onset of the disease was May 13th, commencing with a pimple on the forehead. The patient was removed to Guy's Hospital on May 19th. The second case was also a male aged 32, employed at Messrs. Hepburn, Gale & Ross of Bermondsey Street, and employed in handling Chinese skins. The date of the onset of the disease was October 28th, commencing with a scratch on the right arm. The patient was removed to Guy's Hospital on November 1st.

In both cases the nature of the treatment was excision and injection of Selavo's serum.

The progress of each patient was excellent, and they have now recovered.

INFLUENZA.

The deaths from this disease were 92 for the year.

The annual death rate per 1,000 living was 0.49.

Deaths from Influenza during the last ten years:—

1913	29	1918	589
1914	29	1919	146
1915	28	1920	52
1916	30	1921	49
1917	22	1922	92

OPHTHALMIA NEONATORUM.

44 cases of this disease were notified during the year. An analysis of the total number of cases shows that only one case of permanent injury to the eyesight was recorded.

35 cases completely recovered with no permanent injury to eyesight.

1 case permanent injury to one eye only.

1 case died (Pneumonia.)

4 cases moved away (no further record.)

1 case born in Institution.

1 case still in hospital.

1 case not yet cured, doctor still attending.

44 cases.

Of the above 44 cases 29 were treated in hospital and 15 at home.

TABLE 25.

Cerebro Spinal Fever, Encephalitis Lethargica, Poliomyelitis and Encephalitis.

	Total Number of cases Notified.	NUMBER											
		0-1 year.			1-5 years.			5-10 years.					
		Male.		Female.	Male.		Female.	Male.		Female.			
		Cases.	Deaths.	Permanent Paralysis*	Cases.	Deaths.	Permanent Paralysis*	Cases.	Deaths.	Permanent Paralysis*	Cases.	Deaths.	Permanent Paralysis*
Acute Poliomyelitis...
Polio Encephalitis
Cerebro Spinal Fever	4	1	1	1	1
Encephalitis Lethargica	7	1	1	...	1	1	...

* i.e., Recovered with permanent paralysis

Number of cases removed

	Male.	Female.	Male.	Female.	Male.	Female.
Acute Poliomyelitis
Polio-Encephalitis
Cerebro Spinal Fever	1	1
Encephalitis Lethargica	1	1

*A Post mortem examination in this case revealed

OF CASES.


10-15 years.			15-20 years.		20-30 years		Over 30 years.	
Male.	Female.		Male.	Female.	Male.	Female.	Male.	Female.
Cases.	Deaths.	Permanent Paralysis*	Cases.	Deaths.	Permanent Paralysis*	Cases.	Deaths.	Permanent Paralysis*
...
1	1	...	1	1
...	2	2	3	3

of one or more groups of muscles.

to Isolation Hospital.

Male.	Female.	Male.	Female.	Male.	Female.	Male.	Female.
...
...
1	...	1
...	...	2	3	...

chronic heart disease and some cerebral congestion.



HEALTH WORK.

The number of visits made by the Health Visitors and other officers of the Public Health Department to houses in connection with Births, and other Health Work during 1922.

TABLE 26.

	ORIGINAL VISITS.				REVISITS.				Visits to Ante-Natal Cases.	Visits to Post-Natal Cases.	Visits to Delicate Infants.	Visits to Cases of Diarrhea and Sick Children.	Attendances at Welfare Centres and Dental Clinic.	Visits where Mothers were found to be out.	Special Visits, &c.	Total.
	Births.	Measles.	Tuberculosis.	Ophthalmia Neonatorum.	Births.	Measles.	Tuberculosis.	Ophthalmia Neonatorum.								
Mrs. Holland ...	—	—	—	—	—	—	—	—	—	—	—	—	429	—	—	429
Mrs. Kingsmill (from Nov. 1st.) ...	72	—	—	—	713	—	—	—	22	—	—	—	14	—	—	821
Miss Johnson ...	440	67	—	1	3,016	9	—	1	93	5	—	11	85	143	54	3,925
Miss Hartley ...	412	48	—	2	3,161	—	—	—	96	—	6	1	89	114	—	3,929
Miss Rogers ...	434	47	—	—	2,930	2	—	—	90	—	—	—	90	38	28	3,659
Miss Cottrill ...	546	85	—	—	3,967	—	—	—	80	—	—	6	43	24	3	4,754
Miss Sayer ...	364	95	—	2	2,855	—	—	2	22	—	1	—	64	—	1	3,406
Miss Adair ...	372	30	—	—	4,202	—	—	—	421	53	36	2	82	1	2	5,201
Miss Freeth ...	605	82	—	1	3,914	5	—	—	126	1	—	9	82	7	11	4,843
Mrs. George ...	283	36	—	1	3,578	4	—	1	102	2	6	15	86	139	4	4,257
Mrs. Southward ...	—	255	—	8	—	85	—	17	—	127	74	1	385	6	63	1,021
Miss Price (to August 29th) ...	—	1166	—	2	—	631	—	—	—	—	—	—	21	—	20	1,840
Mrs. Storrs (from Feb. 10th to May 18th) ...	—	927	—	—	—	230	—	—	—	—	—	—	—	—	—	1,157
Miss Waterworth (Feb. 10th to May 11th) ...	—	1021	—	—	—	287	—	—	—	—	—	—	—	—	—	1,308
Miss Wallington (from Aug 7th to Sept. 23rd) ...	—	30	—	3	—	50	—	4	—	—	—	9	31	—	87	214
Mrs. Newman (home help) ...	—	—	—	—	—	—	—	—	—	—	—	—	197	—	412	609
TOTAL ...	3,528	3889	—	20	28,336	1303	—	25	1052	188	123	54	1,698	472	685	41,373

MATERNITY AND CHILD WELFARE CENTRES.

Superintendent Health Visitor Mrs. J. A. HOLLAND.

2A CENTRE (MUNICIPAL).

St. Paul's Church Parochial Hall, Lorrimore Street.

District served by Centre	ST. PAUL'S WARD.
Sessions held every Wednesday	10.30—12. 2.0—4.30.
Medical Officer	Dr. DOROTHY SHEPHERD.
Health Visitor	Miss H. JOHNSON.

Number of Births notified during the year	394
Number of individual children attending the Centre during year...	454
Number of Sessions held during the year	95
Number of new cases attending the Centre during the year	
(1) Expectant Mothers	...	64	METHOD OF FEEDING.
(2) Infants under 1 year	...	329	(a) Breast ... 216
(3) Seen by Doctor	...	229	(b) Breast and bottle ... 75
(4) Children 1 to 5 years	...	125	(c) Bottle ... 43
(5) Seen by Doctor	...	59	(d) Ordinary diet ... 120
Total number of attendances at the Centre during the year—	
(1) Mothers	...	5312	Average no. of attendances 55.9
(2) Expectant Mothers	...	124	Average no. of attendances 1.2
(3) Infants under 1 year	...	3245	Average no. of attendances 34.2
(4) Children 1 to 5 years	...	2132	Average no. of attendances 22.4
(5) Total number of attendances of Infants seen by Doctor during the year	1078
(6) Total number of attendances of children 1 to 5 years seen by Doctor during the year	690
(7) Post-natal cases	1683
(8) Number of children weighed	4088
Total number of 1st visits paid by salaried workers to homes of—	
(1) Expectant Mothers	76
(2) Infants under 1 year	440
(3) Children 1 to 5 years	—
Total number of re-visits paid by salaried workers to homes of—	
(1) Expectant Mothers	17
(2) Infants under 1 year	1431
(3) Children 1 to 5 years	1585
Total number of 1st visits paid by voluntary workers to homes of—	
(1) Expectant Mothers	—
(2) Infants under 1 year	—
(3) Children 1 to 5 years	—
Total number of re-visits paid by voluntary workers to homes of—	
(1) Expectant Mothers	—
(2) Infants under 1 year	—
(3) Children 1 to 5 years	—

NOTE.—A voluntary worker is one who is not paid a salary.

MATERNITY AND CHILD WELFARE CENTRES.

2B CENTRE (MUNICIPAL).

Working Boys' Club, Villa Street.

District served by Centre	ST. PETER'S WARD.
Sessions held every Wednesday	10.0—12 2.0—4.30.
Medical Officer	Dr. A. C. KIRKER.
Health Visitor	Miss L. F. HARTLEY.

Number of Births notified during the year	409
Number of individual children attending the Centre during year...	378
Number of Sessions held during the year	95
Number of new cases attending the Centre during the year—			
(1) Expectant Mothers	...	41	METHOD OF FEEDING.
(2) Infants under 1 year	...	270	(a) Breast ... 192
(3) Seen by Doctor	...	193	(b) Breast and bottle ... 31
(4) Children 1 to 5 years	...	108	(c) Bottle ... 51
(5) Seen by Doctor	...	71	(d) Ordinary diet ... 104
Total number of attendances at the Centre during the year—			
(1) Mothers	...	3742	Average no. of attendances 39.4
(2) Expectant Mothers	...	154	Average no. of attendances 1.6
(3) Infants under 1 year	...	2549	Average no. of attendances 26.8
(4) Children 1 to 5 years	...	1402	Average no. of attendances 14.7
(5) Total number of attendances of Infants seen by Doctor during the year	1032
(6) Total number of attendances of children 1 to 5 years seen by Doctor during the year	571
(7) Post-natal cases	1213
(8) Number of children weighed	3471
Total number of 1st visits paid by salaried workers to homes of—			
(1) Expectant Mothers	95
(2) Infants under 1 year	412
(3) Children 1 to 5 years	—
Total number of re-visits paid by salaried workers to homes of—			
(1) Expectant Mothers	1
(2) Infants under 1 year	1257
(3) Children 1 to 5 years	1904
Total number of 1st visits paid by voluntary workers to homes of—			
(1) Expectant Mothers	—
(2) Infants under 1 year	—
(3) Children 1 to 5 years	—
Total number of re-visits paid by voluntary workers to homes of—			
(1) Expectant Mothers	—
(2) Infants under 1 year	—
(3) Children 1 to 5 years	—

NOTE.—A voluntary worker is one who is not paid a salary.

MATERNITY AND CHILD WELFARE CENTRES.

3A CENTRE (MUNICIPAL).

Working Boys' Club, Villa Street.

District served by Centre:—The Southern portion of All Saints' Ward and the portion of St. George's Ward between East Street and Albany Road.

Sessions held every Thursday	...	10.0—12.	2.0—4.30.
Medical Officer	Dr. A. C. KIRKER.
Health Visitor	Miss A. ROGERS.

Number of Births notified during the year	408
Number of individual children attending the Centre during year...			267
Number of Sessions held during the year	95
Number of new cases attending the Centre during the year —			
(1) Expectant Mothers	...	29	
(2) Infants under 1 year	...	209	
(3) Seen by Doctor	...	175	
(4) Children 1 to 5 years	...	58	
(5) Seen by Doctor	...	47	
			METHOD OF FEEDING.
	(a)	Breast	...
	(b)	Breast and bottle	...
	(c)	Bottle	...
	(d)	Ordinary diet	...
Total number of attendances at the Centre during the year—			
(1) Mothers	...	4258	Average no. of attendances
(2) Expectant Mothers	...	109	Average no. of attendances
(3) Infants under 1 year	...	2641	Average no. of attendances
(4) Children 1 to 5 years	...	1536	Average no. of attendances
(5) Total number of attendances of Infants seen by Doctor during the year
(6) Total number of attendances of children 1 to 5 years seen by Doctor during the year
(7) Post-natal cases
(8) Number of children weighed
Total number of 1st visits paid by salaried workers to homes of—			
(1) Expectant Mothers
(2) Infants under 1 year
(3) Children 1 to 5 years
Total number of re-visits paid by salaried workers to homes of—			
(1) Expectant Mothers
(2) Infants under 1 year
(3) Children 1 to 5 years
Total number of 1st visits paid by voluntary workers to homes of—			
(1) Expectant Mothers
(2) Infants under 1 year
(3) Children 1 to 5 years
Total number of re-visits paid by voluntary workers to homes of—			
(1) Expectant Mothers
(2) Infants under 1 year
(3) Children 1 to 5 years

NOTE.—A voluntary worker is one who is not paid a salary.

MATERNITY AND CHILD WELFARE CENTRES.

3B CENTRE (MUNICIPAL).

Lady Margaret Church Parish Room, Chatham Street.

District served by Centre:—The Northern half of All Saints' Ward and the portion of St. George's Ward between East Street and New Kent Road.

Sessions held every Thursday	...	2.0—4.30.	
Medical Officer	...	Dr. G. B. MILLSON.	
Health Visitor	...	Miss A. C. COTTRILL.	

Number of Births notified during the year	406
Number of individual children attending the Centre during year...			307
Number of Sessions held during the year	48
Number of new cases attending the Centre during the year —			
(1) Expectant Mothers	...	32	
(2) Infants under 1 year	...	219	
(3) Seen by Doctor	...	182	
(4) Children 1 to 5 years	...	88	
(5) Seen by Doctor	...	50	
			METHOD OF FEEDING.
	(a)	Breast	177
	(b)	Breast and bottle	33
	(c)	Bottle	24
	(d)	Ordinary diet	73
Total number of attendances at the Centre during the year—			
(1) Mothers	...	3185	Average no. of attendances 66.4
(2) Expectant Mothers	...	34	Average no. of attendances 0.7
(3) Infants under 1 year	...	2199	Average no. of attendances 45.8
(4) Children 1 to 5 years	...	1002	Average no. of attendances 20.9
(5) Total number of attendances of Infants seen by Doctor during the year	906
(6) Total number of attendances of children 1 to 5 years seen by Doctor during the year	431
(7) Post-natal cases	2687
(8) Number of children weighed	2679
Total number of 1st visits paid by salaried workers to homes of—			
(1) Expectant Mothers	80
(2) Infants under 1 year	546
(3) Children 1 to 5 years	—
Total number of re-visits paid by salaried workers to homes of—			
(1) Expectant Mothers	—
(2) Infants under 1 year	1911
(3) Children 1 to 5 years	2056
Total number of 1st visits paid by voluntary workers to homes of—			
(1) Expectant Mothers	—
(2) Infants under 1 year	—
(3) Children 1 to 5 years	—
Total number of re-visits paid by voluntary workers to homes of—			
(1) Expectant Mothers	—
(2) Infants under 1 year	—
(3) Children 1 to 5 years	—

NOTE.—A voluntary worker is one who is not paid a salary.

MATERNITY AND CHILD WELFARE CENTRES.

4B CENTRE (MUNICIPAL).

Mission Hall, Lansdowne Place.

District served by Centre:—The Northern half of St. George's Ward and the streets between Trinity Street and Tabard Street.

Sessions held every Friday	10.0—12.	2.0—4.30.
Medical Officer	Dr. A. C. KIRKER.	
Health Visitor	Miss F. N. ADAIR.	

Number of Births notified during the year	298
Number of individual children attending the Centre during year...			372
Number of Sessions held during the year	94
Number of new cases attending the Centre during the year—			
(1) Expectant Mothers ...	30	METHOD OF FEEDING.	
(2) Infants under 1 year ...	246	(a) Breast ...	185
(3) Seen by Doctor ...	227	(b) Breast and bottle ...	35
(4) Children 1 to 5 years ...	126	(c) Bottle ...	34
(5) Seen by Doctor ...	107	(d) Ordinary diet ...	118
Total number of attendances at the Centre during the year—			
(1) Mothers ...	5359	Average no. of attendances	57.0
(2) Expectant Mothers ...	68	Average no. of attendances	0.7
(3) Infants under 1 year ...	3051	Average no. of attendances	32.5
(4) Children 1 to 5 years	2334	Average no. of attendances	24.8
(5) Total number of attendances of Infants seen by Doctor during the year	2046
(6) Total number of attendances of children 1 to 5 years seen by Doctor during the year	1560
(7) Post-natal cases	4656
(8) Number of children weighed	3864
Total number of 1st visits paid by salaried workers to homes of—			
(1) Expectant Mothers	418
(2) Infants under 1 year	372
(3) Children 1 to 5 years	—
Total number of re-visits paid by salaried workers to homes of—			
(1) Expectant Mothers	3
(2) Infants under 1 year	1621
(3) Children 1 to 5 years	2581
Total number of 1st visits paid by voluntary workers to homes of—			
(1) Expectant Mothers	—
(2) Infants under 1 year	—
(3) Children 1 to 5 years	—
Total number of re-visits paid by voluntary workers to homes of—			
(1) Expectant Mothers	—
(2) Infants under 1 year	—
(3) Children 1 to 5 years	—

NOTE.—A voluntary worker is one who is not paid a salary.

MATERNITY AND CHILD WELFARE CENTRES.

6A CENTRE (MUNICIPAL).

St. George's Dispensary, Pocock Street.

District served by Centre:—Christchurch Ward and a part of St. Michael and St. Jude's Wards.

Sessions held every Tuesday	...	10.0—12	2.0—4.30.
Medical Officer	...	Dr. A. C. KIRKER.	
Health Visitor	...	Miss M. FREETH.	

Number of Births notified during the year	500
Number of individual children attending the Centre during year...			500
Number of Sessions held during the year	90
Number of new cases attending the Centre during the year—			
(1) Expectant Mothers	...	17	
(2) Infants under 1 year	...	350	
(3) Seen by Doctor	...	220	
(4) Children 1 to 5 years	...	150	
(5) Seen by Doctor	...	91	
			METHOD OF FEEDING.
	(a)	Breast	...
	(b)	Breast and bottle	...
	(c)	Bottle	...
	(d)	Ordinary diet	...
Total number of attendances at the Centre during the year—			
(1) Mothers	...	4923	Average no. of attendances
(2) Expectant Mothers	...	119	Average no. of attendances
(3) Infants under 1 year	...	2853	Average no. of attendances
(4) Children 1 to 5 years	...	1750	Average no. of attendances
(5) Total number of attendances of Infants seen by Doctor during the year
(6) Total number of attendances of children 1 to 5 years seen by Doctor during the year
(7) Post-natal cases
(8) Number of children weighed
Total number of 1st visits paid by salaried workers to homes of—			
(1) Expectant Mothers
(2) Infants under 1 year
(3) Children 1 to 5 years
Total number of re-visits paid by salaried workers to homes of—			
(1) Expectant Mothers
(2) Infants under 1 year
(3) Children 1 to 5 years*
Total number of 1st visits paid by voluntary workers to homes of—			
(1) Expectant Mothers
(2) Infants under 1 year
(3) Children 1 to 5 years
Total number of re-visits paid by voluntary workers to homes of—			
(1) Expectant Mothers
(2) Infants under 1 year
(3) Children 1 to 5 years

NOTE.—A voluntary worker is one who is not paid a salary.

MATERNITY AND CHILD WELFARE CENTRES.

6B CENTRE (MUNICIPAL).

St. Mary's Girls' Club, Union Street.

District served by Centre	ST. SAVIOUR'S WARD.
Sessions held every Monday	10.0—12. 2.0—4.30.
Medical Officer	Dr. A. C. KIRKER.
Health Visitor	Mrs. M. E. GEORGE.

Number of Births notified during the year	282		
Number of individual children attending the Centre during year...			363		
Number of Sessions held during the year	90		
Number of new cases attending the Centre during the year —					
(1) Expectant Mothers	...	84	METHOD OF FEEDING.		
(2) Infants under 1 year	...	247	(a) Breast	...	205
(3) Seen by Doctor	...	204	(b) Breast and bottle	...	17
(4) Children 1 to 5 years	...	116	(c) Bottle	...	26
(5) Seen by Doctor	...	81	(d) Ordinary diet	...	115
Total number of attendances at the Centre during the year—					
(1) Mothers	...	4064	Average no. of attendances	45.2	
(2) Expectant Mothers	...	120	Average no. of attendances	1.3	
(3) Infants under 1 year	...	2321	Average no. of attendances	25.8	
(4) Children 1 to 5 years	...	1630	Average no. of attendances	18.1	
(5) Total number of attendances of Infants seen by Doctor during the year	1250	
(6) Total number of attendances of children 1 to 5 years seen by Doctor during the year	704	
(7) Post-natal cases	1632	
(8) Number of children weighed	3082	
Total number of 1st visits paid by salaried workers to homes of—					
(1) Expectant Mothers	43	
(2) Infants under 1 year	283	
(3) Children 1 to 5 years	3	
Total number of re-visits paid by salaried workers to homes of—					
(1) Expectant Mothers	59	
(2) Infants under 1 year	1755	
(3) Children 1 to 5 years	1820	
Total number of 1st visits paid by voluntary workers to homes of—					
(1) Expectant Mothers	—	
(2) Infants under 1 year	—	
(3) Children 1 to 5 years	—	
Total number of re-visits paid by voluntary workers to homes of—					
(1) Expectant Mothers	—	
(2) Infants under 1 year	—	
(3) Children 1 to 5 years	—	

NOTE.—A voluntary worker is one who is not paid a salary.

MATERNITY AND CHILD WELFARE CENTRES.

4A CENTRE (PARTLY MUNICIPAL AND PARTLY VOLUNTARY).

Crossways Mission Hall, New Kent Road.

District served by Centre	TRINITY WARD.
Sessions held every Wednesday	10.0—12 2.0—4.30.
Medical Officer	Dr. WALKER.
Health Visitor	Miss W. SAYER.

Number of Births notified during the year	367
Number of individual children attending the Centre during year...			354
Number of Sessions held during the year	88
Number of new cases attending the Centre during the year—			
(1) Expectant Mothers	...	5	METHOD OF FEEDING.
(2) Infants under 1 year	...	217	(a) Breast ... 161
(3) Seen by Doctor	...	181	(b) Breast and bottle ... 32
(4) Children 1 to 5 years	...	137	(c) Bottle ... 23
(5) Seen by Doctor	...	106	(d) Ordinary diet ... 138
Total number of attendances at the Centre during the year—			
(1) Mothers	...	3311	Average no. of attendances 37.6
(2) Expectant Mothers	...	25	Average no. of attendances 0.3
(3) Infants under 1 year	...	1746	Average no. of attendances 19.9
(4) Children 1 to 5 years	...	1429	Average no. of attendances 16.2
(5) Total number of attendances of Infants seen by Doctor during the year	1390
(6) Total number of attendances of children 1 to 5 years seen by Doctor during the year	967
(7) Post-natal cases	1817
(8) Number of children weighed	3164
Total number of 1st visits paid by salaried workers to homes of—			
(1) Expectant Mothers	15
(2) Infants under 1 year	364
(3) Children 1 to 5 years	3
Total number of re-visits paid by salaried workers to homes of—			
(1) Expectant Mothers	7
(2) Infants under 1 year	1318
(3) Children 1 to 5 years	1534
Total number of 1st visits paid by voluntary workers to homes of—			
(1) Expectant Mothers	—
(2) Infants under 1 year	—
(3) Children 1 to 5 years	—
Total number of re-visits paid by voluntary workers to homes of—			
(1) Expectant Mothers	2
(2) Infants under 1 year	287
(3) Children 1 to 5 years	252

NOTE.—A voluntary worker is one who is not paid a salary.

MATERNITY AND CHILD WELFARE CENTRES.

5 CENTRE (PARTLY MUNICIPAL AND PARTLY VOLUNTARY).

56, Lambeth Road.

District served by Centre:—A part of St. Jude's and St. Michael's Wards.

Sessions held every Tuesday and Friday 2.0—4.30.

Medical Officer Dr. DOROTHY SHEPHERD.

Health Visitor Miss McCURDY.

Number of Births notified during the year	331
Number of individual children attending the Centre during year...			406
Number of Sessions held during the year	90
Number of new cases attending the Centre during the year—			
(1) Expectant Mothers	...	62	
(2) Infants under 1 year	...	276	
(3) Seen by Doctor	...	231	
(4) Children 1 to 5 years	...	130	
(5) Seen by Doctor	...	83	
		METHOD OF FEEDING.	
	(a)	Breast	...
	(b)	Breast and bottle	...
	(c)	Bottle	...
	(d)	Ordinary diet	...
Total number of attendances at the Centre during the year—			
(1) Mothers	...	3022	Average no. of attendances 33.6
(2) Expectant Mothers	...	113	Average no. of attendances 1.3
(3) Infants under 1 year	...	1846	Average no. of attendances 20.5
(4) Children 1 to 5 years	...	1402	Average no. of attendances 15.6
(5) Total number of attendances of Infants seen by Doctor during the year	1060
(6) Total number of attendances of children 1 to 5 years seen by Doctor during the year	694
(7) Post-natal cases	1642
(8) Number of children weighed	3054
Total number of 1st visits paid by salaried workers to homes of—			
(1) Expectant Mothers	125
(2) Infants under 1 year	172
(3) Children 1 to 5 years	2
Total number of re-visits paid by salaried workers to homes of—			
(1) Expectant Mothers	155
(2) Infants under 1 year	795
(3) Children 1 to 5 years	945
Total number of 1st visits paid by voluntary workers to homes of—			
(1) Expectant Mothers	130
(2) Infants under 1 year	160
(3) Children 1 to 5 years	8
Total number of re-visits paid by voluntary workers to homes of—			
(1) Expectant Mothers	180
(2) Infants under 1 year	967
(3) Children 1 to 5 years	1458
Attendances at Sewing Classes, &c.	771
„ Toddlers' Dinners	563

NOTE.—A voluntary worker is one who is not paid a salary.

MATERNITY AND CHILD WELFARE CENTRES.

6c CENTRE (PARTLY MUNICIPAL AND PARTLY VOLUNTARY).

St. George the Martyr Parish Room, Borough High Street.

District served by Centre:—A part of St. Michael's Ward.

Sessions held every Monday ... 2.0—4.30.

Medical Officer ... Dr. VERNON.

Health Visitor ... Miss OXLEY.

Number of Births notified during the year	161
Number of individual children attending the Centre during year...			175
Number of Sessions held during the year	40
Number of new cases attending the Centre during the year—			
(1) Expectant Mothers	...	2	
(2) Infants under 1 year	...	130	
(3) Seen by Doctor	...	89	
(4) Children 1 to 5 years	...	45	
(5) Seen by Doctor	...	31	
			METHOD OF FEEDING.
	(a)	Breast	...
	(b)	Breast and bottle	...
	(c)	Bottle	...
	(d)	Ordinary diet	...
Total number of attendances at the Centre during the year—			
(1) Mothers	...	268	Average no. of attendances
(2) Expectant Mothers	...	30	Average no. of attendances
(3) Infants under 1 year	...	994	Average no. of attendances
(4) Children 1 to 5 years	...	766	Average no. of attendances
(5) Total number of attendances of Infants seen by Doctor during the year
(6) Total number of attendances of children 1 to 5 years seen by Doctor during the year
(7) Post-natal cases
(8) Number of children weighed
Total number of 1st visits paid by salaried workers to homes of—			
(1) Expectant Mothers
(2) Infants under 1 year
(3) Children 1 to 5 years
Total number of re-visits paid by salaried workers to homes of—			
(1) Expectant Mothers
(2) Infants under 1 year
(3) Children 1 to 5 years
Total number of 1st visits paid by voluntary workers to homes of—			
(1) Expectant Mothers
(2) Infants under 1 year
(3) Children 1 to 5 years
Total number of re-visits paid by voluntary workers to homes of—			
(1) Expectant Mothers
(2) Infants under 1 year
(3) Children 1 to 5 years

NOTE.—A voluntary worker is one who is not paid a salary.

MATERNITY AND CHILD WELFARE CENTRES.

1A CENTRE (VOLUNTARY).

St. John's Institute, Larcom Street.

District served by Centre	ST. JOHN'S WARD.
Sessions held every Tuesday	10.30—12.30. 2.0—4.30.
Medical Officer	Dr. COGAN.
Health Visitor	Mrs. KINGSMILL.

Number of Births notified during the year	546
Number of individual children attending the Centre during year...			576
Number of Sessions held during the year	90
Number of new cases attending the Centre during the year—			
(1) Expectant Mothers	...	182	
(2) Infants under 1 year	...	424	
(3) Seen by Doctor	...	206	
(4) Children 1 to 5 years	...	152	
(5) Seen by Doctor	...	91	
			METHOD OF FEEDING.
	(a)	Breast	...
	(b)	Breast and bottle	...
	(c)	Bottle	...
	(d)	Ordinary diet	...
			331
			43
			30
			172
Total number of attendances at the Centre during the year—			
(1) Mothers	...	6844	
(2) Expectant Mothers	...	585	
(3) Infants under 1 year	...	3878	
(4) Children 1 to 5 years	...	2015	
(5) Total number of attendances of Infants seen by Doctor during the year
(6) Total number of attendances of children 1 to 5 years seen by Doctor during the year
(7) Post-natal cases
(8) Number of children weighed
			76.0
			6.5
			43.1
			22.4
			848
			340
			1188
			4119
Total number of 1st visits paid by salaried workers to homes of—			
(1) Expectant Mothers
(2) Infants under 1 year
(3) Children 1 to 5 years
			187
			554
			66
Total number of re-visits paid by salaried workers to homes of—			
(1) Expectant Mothers
(2) Infants under 1 year
(3) Children 1 to 5 years
			414
			2148
			3262
Total number of 1st visits paid by voluntary workers to homes of—			
(1) Expectant Mothers
(2) Infants under 1 year
(3) Children 1 to 5 years
			—
			—
			—
Total number of re-visits paid by voluntary workers to homes of—			
(1) Expectant Mothers
(2) Infants under 1 year
(3) Children 1 to 5 years
			—
			—
			—

NOTE.—A voluntary worker is one who is not paid a salary.

MATERNITY AND CHILD WELFARE CENTRES.

1B CENTRE (VOLUNTARY).

St. John's Institute, Larcom Street.

District served by Centre	...	ST. MARY'S WARD.
Sessions held every Wednesday	...	10.30—12.30. 2.0—4.30.
Medical Officer	...	Dr. COGAN.
Health Visitor	...	Miss DIXON.

Number of Births notified during the year	500
Number of individual children attending the Centre during year...			394
Number of Sessions held during the year	90
Number of new cases attending the Centre during the year—			
(1) Expectant Mothers	...	174	
(2) Infants under 1 year	...	285	
(3) Seen by Doctor	...	193	
(4) Children 1 to 5 years	...	109	
(5) Seen by Doctor	...	37	
			METHOD OF FEEDING.
	(a)	Breast	...
	(b)	Breast and bottle	...
	(c)	Bottle	...
	(d)	Ordinary diet	...
Total number of attendances at the Centre during the year—			
(1) Mothers	...	4591	Average no. of attendances
(2) Expectant Mothers	...	234	Average no. of attendances
(3) Infants under 1 year	...	2571	Average no. of attendances
(4) Children 1 to 5 years	...	1276	Average no. of attendances
(5) Total number of attendances of Infants seen by Doctor during the year
(6) Total number of attendances of children 1 to 5 years seen by Doctor during the year
(7) Post-natal cases
(8) Number of children weighed
Total number of 1st visits paid by salaried workers to homes of—			
(1) Expectant Mothers
(2) Infants under 1 year
(3) Children 1 to 5 years
Total number of re-visits paid by salaried workers to homes of—			
(1) Expectant Mothers
(2) Infants under 1 year
(3) Children 1 to 5 years
Total number of 1st visits paid by voluntary workers to homes of—			
(1) Expectant Mothers
(2) Infants under 1 year
(3) Children 1 to 5 years
Total number of re-visits paid by voluntary workers to homes of—			
(1) Expectant Mothers
(2) Infants under 1 year
(3) Children 1 to 5 years

NOTE.—A voluntary worker is one who is not paid a salary.

Taken over as a Municipal Centre, Nov. 1st, 1922.

MATERNITY AND CHILD WELFARE CENTRES.

7 CENTRE.

(Guy's Hospital).

Number of Births notified during the year	67
Number of individual children attending the Centre during year...			73
Number of Sessions held during the year	90
Number of new cases attending the Centre during the year—			
(1) Expectant Mothers	... 924	METHOD OF FEEDING.	
(2) Infants under 1 year	... 69	(a) Breast	... 63
(3) Seen by Doctor	... 69	(b) Breast and bottle	...
(4) Children 1 to 5 years...	4	(c) Bottle	... 7
(5) Seen by Doctor	... 4	(d) Ordinary diet	... 3
Total number of attendances at the Centre during the year—			
(1) Mothers	... 1376	Average no. of attendances	15.3
(2) Expectant Mothers	... 2461	Average no. of attendances	27.3
(3) Infants under 1 year	... 624	Average no. of attendances	6.9
(4) Children 1 to 5 years...	157	Average no. of attendances	1.7
(5) Total number of attendances of Infants seen by Doctor during the year	624
(6) Total number of attendances of children 1 to 5 years seen by Doctor during the year	157
(7) Post-natal cases	692
(8) Number of children weighed	778
Total number of 1st visits paid by salaried workers to homes of—			
(1) Expectant Mothers	911
(2) Infants under 1 year	64
(3) Children 1 to 5 years	3
Total number of re-visits paid by salaried workers to homes of—			
(1) Expectant Mothers	808
(2) Infants under 1 year	540
(3) Children 1 to 5 years	812
Total number of 1st visits paid by voluntary workers to homes of—			
(1) Expectant Mothers	—
(2) Infants under 1 year	—
(3) Children 1 to 5 years	—
Total number of re-visits paid by voluntary workers to homes of—			
(1) Expectant Mothers	—
(2) Infants under 1 year	—
(3) Children 1 to 5 years	—
Attendances at Dental Clinic	111

NOTE.—A voluntary worker is one who is not paid a salary.

NURSING.

Measles being a notifiable disease in Southwark, nurses are engaged as required by the Borough Council to visit and attend to the cases. Epidemic Diarrhæa is also notifiable during the months of July, August and September. A nurse engaged by the Borough Council attends also to this disease, as well as to the cases of Ophthalmia Neonatorum. A mother's help is also provided under the Maternity and Child Welfare Scheme, for attending the homes during the absence or illness of the mother.

Sick nursing in the district of St. Mary, Newington, is carried out by the Benson Home Nurses, which Home receives a subsidy of £400 from the Newington United Charities. In the remainder of the Borough, sick nursing is carried out by the Ranyard Nurses.

DIPHTHERIA ANTI-TOXIN.

Anti-toxin can be obtained at any time, and almost in any strength, by application to the Town Hall.

LABORATORY WORK.

The following are the numbers of Bacteriological specimens which have been examined by the Public Analyst during the year 1922:—

Swabs (for diphtheria)	597
Sputa (for tubercle)	1,124
Blood (Widal reaction)	1
			<hr/>
Total	1,722
			<hr/>

MUNICIPAL NURSERY.

The new nursery at 63, Kennington Park Road was opened on January 30th, 1922. It can accommodate 45 children. The staff consists of a matron and a nurse, four probationers, a cook, house cleaner and a laundrywoman. The number of children attending the nursery during the year was 1,994 with an average daily attendance of 40. The charge is eightpence a day for those over nine months, and tenpence a day for those under that age.

TABLE 27.

RETURN OF FAMILIES ADMITTED INTO THE COUNCIL'S RECEPTION HOUSE DURING THE YEAR 1922.

1922.		Scarlet Fever.			Diphtheria.			Small Pox.			Other diseases, &c.			Verminous Persons.		
Week Ending.		No. of Families.	No. of Persons.	No. of Days.	No. of Families.	No. of Persons.	No. of Days.	No. of Families.	No. of Persons.	No. of Days.	No. of Families.	No. of Persons.	No. of Days.	No. of Families.	No. of Persons.	No. of Days.
Jany.	7	—	—	—	—	—	—	—	—	—	—	—	—	—	—	—
"	14	—	—	—	—	—	—	—	—	—	—	—	—	—	—	—
"	21	—	—	—	—	—	—	—	—	—	—	—	—	—	—	—
"	28	1	2	6	—	—	—	—	—	—	—	—	—	—	—	—
Feby.	4	—	—	—	—	—	—	—	—	—	—	—	—	—	—	—
"	11	1	4	12	1	2	6	—	—	—	—	—	—	—	—	—
"	18	—	—	—	1	3	9	—	—	—	—	—	—	—	—	—
"	25	2	4	8	—	—	—	—	—	—	—	—	—	—	—	—
March	4	—	—	—	—	—	—	—	—	—	—	—	—	—	—	—
"	11	—	—	—	1	3	9	—	—	—	—	—	—	—	—	—
"	18	—	—	—	—	—	—	—	—	—	—	—	—	—	—	—
"	25	—	—	—	—	—	—	—	—	—	—	—	—	—	—	—
April	1	—	—	—	2	6	18	—	—	—	—	—	—	—	—	—
"	8	—	—	—	—	—	—	—	—	—	—	—	—	—	—	—
"	15	—	—	—	—	—	—	—	—	—	—	—	—	—	—	—
"	22	—	—	—	1	2	4	—	—	—	—	—	—	—	—	—
"	29	—	—	—	—	—	—	—	—	—	—	—	—	1	1	2
May	6	—	—	—	1	3	9	—	—	—	—	—	—	—	—	—
"	13	2	5	10	—	—	—	—	—	—	—	—	—	—	—	—
"	20	—	—	—	—	—	—	—	—	—	—	—	—	—	—	—
"	27	—	—	—	—	—	—	—	—	—	—	—	—	—	—	—
June	3	1	6	18	—	—	—	—	—	—	1	1	4	—	—	—
"	10	—	—	—	—	—	—	—	—	—	—	—	—	—	—	—
"	17	—	—	—	—	—	—	—	—	—	—	—	—	—	—	—
"	24	2	4	8	—	—	—	—	—	—	—	—	—	—	—	—
July	1	—	—	—	—	—	—	—	—	—	—	—	—	—	—	—
Crd. fwd.		9	25	62	7	19	55	—	—	—	1	1	4	1	1	2

TABLE 27—Continued.

1922.	Scarlet Fever.			Diphtheria.			Small Pox.			Other Diseases, &c.			Verminous Persons.		
Week Ending.	No. of Families.	No. of Persons.	No. of Days.	No. of Families.	No. of Persons.	No. of Days.	No. of Families.	No. of Persons.	No. of Days.	No. of Families.	No. of Persons.	No. of Days.	No. of Families.	No. of Persons.	No. of Days.
Brt. frwd.	9	25	62	7	19	55	—	—	—	1	1	4	1	1	2
July 8	1	3	6	—	—	—	—	—	—	—	—	—	—	—	—
" 15	1	5	10	4	10	28	—	—	—	—	—	—	—	—	—
" 22	3	8	18	1	6	18	—	—	—	—	—	—	—	—	—
" 29	1	2	16	2	4	12	—	—	—	—	—	—	—	—	—
Aug. 5	1	4	12	—	—	—	—	—	—	—	—	—	—	—	—
" 12	—	—	—	1	3	9	—	—	—	—	—	—	—	—	—
" 19	1	2	4	1	3	9	—	—	—	—	—	—	—	—	—
" 26	—	—	—	1	3	9	—	—	—	—	—	—	—	—	—
Sept. 2	—	—	—	—	—	—	—	—	—	—	—	—	—	—	—
" 9	1	4	12	—	—	—	—	—	—	—	—	—	—	—	—
" 16	2	4	8	1	3	9	—	—	—	—	—	—	—	—	—
" 23	1	2	8	5	10	29	—	—	—	—	—	—	—	—	—
" 30	1	3	6	1	6	18	—	—	—	—	—	—	—	—	—
Oct. 7	1	5	10	2	8	16	—	—	—	—	—	—	1	2	4
" 14	—	—	—	1	2	4	—	—	—	—	—	—	—	—	—
" 21	3	10	19	2	7	19	—	—	—	—	—	—	—	—	—
" 28	—	—	—	1	1	3	—	—	—	—	—	—	—	—	—
Nov. 4	4	21	50	—	—	—	—	—	—	—	—	—	—	—	—
" 11	3	7	21	3	10	30	—	—	—	—	—	—	—	—	—
" 18	—	—	—	1	3	9	—	—	—	—	—	—	—	—	—
" 25	1	3	9	2	7	21	—	—	—	—	—	—	—	—	—
Dec. 2	—	—	—	—	—	—	—	—	—	—	—	—	—	—	—
" 9	1	2	6	—	—	—	—	—	—	—	—	—	2	2	2
" 16	—	—	—	—	—	—	—	—	—	—	—	—	—	—	—
" 23	1	2	6	—	—	—	—	—	—	—	—	—	—	—	—
" 30	—	—	—	—	—	—	2	4	20	—	—	—	—	—	—
Total ...	36	112	283	36	105	298	2	4	20	1	1	4	4	5	8

DISINFECTION.

The total number of disinfections of rooms during the year by the Council's disinfecting staff was 10,925. Of this number 3,696 rooms were disinfected after the occurrence of the ordinary notifiable infectious diseases, as against 2,774 rooms in 1921. 5,317 periodical sprayings of rooms occupied by Phthisical patients were also carried out during the year.

728 verminous rooms were sulphured and otherwise cleansed by the Council's staff during the year, as against 486 in 1921.

Among the total number of disinfections (10,925) it was found necessary to strip 704 rooms. Of these 547 were in relation to the notifiable diseases, 147 after the termination of cases of Phthisis, and 10 were verminous.

TABLE 28.

The Locality of Rooms Disinfected.

After the occurrence of Infectious Disease.

	St. Mary's Ward.	St. Paul's Ward.	St. Peter's Ward.	St. John's Ward.	Trinity Ward.	All Saints Ward.	St. Michael's Ward.	St. Jude's Ward.	St. George's Ward.	Christ- church Ward.	St. Saviour's Ward.	Total.
Number of Rooms Disin- fected	435	315	371	583	312	327	413	294	352	143	151	3696

1,184 sprayings of Offices and Rooms at the Town Hall were also carried out during the year.

TABLE 29.

The Locality of the Rooms Stripped after the occurrence of Infectious Disease.

	St. Mary's Ward.	St. Paul's Ward.	St. Peter's Ward.	St. John's Ward.	Trinity Ward.	All Saints Ward.	St. Michael's Ward.	St. Jude's Ward.	St. George's Ward.	Christ- Church Ward.	St. Saviour's Ward.	Total.
Number of Rooms Stripped	63	48	53	56	60	67	53	53	58	22	14	547

TABLE 30.

Bedding, &c., disinfected and destroyed after the occurrence of Infectious Disease during the Year 1922.

Articles.	No. Disinfected.	No. Destroyed.
Beds	469	50
Palliasses	754	41
Bolsters	808	16
Pillows	1,397	30
Cushions	360	12
Blankets	805	14
Sheets	711	6
Quilts	1,222	16
Articles of Clothing, } &c.	2,907	15
Books	112	—
Total	9,545	200

51 cases and 1 bag of horse hair, weighing 3 tons 3 cwt. 2 qrs. 8 lbs., and 4 cloaks, 3 bonnets, 2 pairs of gloves, 2 chairs, 1 bag of clothing, and 9 overcoats were also disinfected at the Depots.

TABLE 31.

The locality of the rooms periodically sprayed and disinfected in connection with cases of Phthisis notified to the Medical Officer.

	St. Mary's Ward.	St. Paul's Ward.	St. Peter's Ward.	St. John's Ward.	Trinity Ward.	All Saints' Ward.	St. Michael's Ward.	St. Jude's Ward.	St. George's Ward.	Christ- church Ward.	St. Saviour's Ward.	Total
No. of Rooms Sprayed, &c...	528	526	592	506	458	536	639	471	512	275	274	5317

TABLE 32.

Rooms Stripped upon the termination of Phthisis cases.

	St. Mary's Ward.	St. Paul's Ward.	St. Peter's Ward.	St. John's Ward.	Trinity Ward.	All Saints' Ward.	St. Michael's Ward.	St. Jude's Ward.	St. George's Ward.	Christ- church Ward.	St. Saviour's Ward.	Total.
No. of Rooms Stripped ...	23	16	16	16	12	15	18	10	10	8	3	147

VERMINOUS PERSONS CLEANSED DURING 1922.

During the year 4,658 persons were cleansed at the station in King James Street. Under our agreement with the London County Council, 4,032 children were cleansed. One cleansing was found to be sufficient in verminous cases, except when the cases were associated with impetigo, when two or three cleansings had to be given.

Many of the children treated were suffering from Scabies. In every case the treatment at our Station was thoroughly efficacious, and no recurrence of the trouble was experienced.

626 adults sent from the various common lodging houses and other places in our borough were cleansed during the year, as against 175 dealt with under the provisions of the Cleansing of Persons Act, 1897, in 1921.

TABLE 33.

Showing the Number and Sex of Verminous or Scabious Children treated at the Council's Station, King James Street, during 1922, and the Schools from which they were sent.

These 4,032 Children received 5,191 baths during 1922.

Name of School.	VERMINOUS.		SCABIOUS.		Total.
	Boys.	Girls.	Boys.	Girls.	
Archbishop Sumner ...	—	3	—	—	3
Addington street ...	4	98	3	—	105
All Saints' ...	—	40	—	—	40
Archbishop Temple ...	—	1	—	—	1
Archbishop Tenison ...	—	24	—	—	24
Archbishop Tait ...	—	2	—	—	2
Blackfriars ...	7	94	4	1	106
Beresford street ...	—	75	—	—	75
Charles Dickens ...	6	137	8	4	155
Christchurch ...	—	35	—	—	35
Crampton street... ..	1	81	—	1	83
English Martyrs ...	2	75	1	1	79
Faunce street ...	7	13	—	—	20
Flint street ...	—	138	2	1	141
Heygate street ...	6	30	1	4	41
Holy Trinity ...	1	40	—	1	42
Harper street ...	8	135	1	1	145
Hatfield street ...	3	137	1	—	141
Holland street ...	7	70	1	1	79
Johanna street ...	—	95	1	4	100
John Ruskin ...	5	24	1	2	32
King and Queen street ...	27	183	1	1	212
Lollard street ...	10	104	4	8	126
Mina road ...	1	42	—	—	43
Michael Faraday ...	—	37	—	5	42
Newcomen Foundation ...	—	—	—	1	1
Orange street ...	17	106	2	—	125
Penrose street ...	1	28	—	—	29
Pocock street ...	10	294	5	6	315
Rockingham street ...	7	117	1	6	131
St. George's R. C. ...	—	51	1	1	53
Carried forward...	130	2,309	38	49	2,526

Name of School.	VERMINOUS.		SCABIOUS.		Total.
	Boys.	Girls.	Boys.	Girls.	
Brought forward ...	130	2,309	38	49	2,526
St. George's, Earl street ...	—	64	2	2	68
Sayer street ...	2	118	7	6	133
St. Saviour's ...	1	16	—	—	17
St. Agnes ...	4	29	—	—	33
St. Paul's Sutherland square	2	12	—	2	16
Surrey square ...	—	92	1	—	93
Sandford row ...	10	96	2	—	108
Springwell house ...	—	2	—	1	3
St. John's, Larcom street ...	3	35	3	6	47
St. Patrick's ...	1	44	1	—	46
St. John's, Waterloo road ...	10	122	—	2	134
St. Alban's ...	1	16	—	—	17
St. Andrew's ...	4	39	—	—	43
St. Mary, Newington ...	—	160	—	—	160
St. Jude's ...	3	47	1	—	51
St. Joseph's ...	1	103	2	3	109
St. Mary, Lambeth ...	—	22	—	—	22
St. Peter's ...	2	16	—	—	18
St. Phillip's ...	—	—	—	—	—
Victory place ...	8	60	—	3	71
Westminster Bridge road ...	2	76	4	3	85
Walnut Tree walk ...	—	38	1	2	41
West square ...	2	30	1	—	33
Waterloo road ...	4	69	—	1	74
Westmoreland road ...	—	82	—	1	83
Webber street ...	—	—	1	—	1
Totals ...	190	3,697	64	81	4,032

CLEANSING OF PERSONS ACT, 1897.

Adults sent from Lodging-houses and other places in the
Borough to be cleansed during 1922.

TABLE 34.

Address.	Male.	Female.	Total.
76, Blackfriars road	4	—	4
112, Barlow street	3	—	3
Salvation Army Shelter, Blackfriars road ..	318	—	318
90, Camberwell road	17	—	17
7, Dorritt street	—	6	6
86, Gravel lane	12	—	12
12, Gray street	6	—	6
3, Quilp street	11	—	11
Rowton house	16	—	16
St. Olave Chambers	30	—	30
112, Southwark Bridge road	20	—	20
67, Union street	—	12	12
12, Marshalsea road	1	—	1
12, Lombard street	—	5	5
Morning Post Home, New Kent road	5	—	5
8, Great Charlotte street	1	—	1
Y.M.C.A. Huts	123	—	123
19, Belvedere crescent	—	2	2
Other addresses	11	23	34
Total	578	48	626

Cleansing of Verminous Rooms and their Contents.

During the year 1922 the number of verminous rooms with the bedding and other articles cleansed and disinfected in accordance with the requirements of Sections 19-21 of the London County Council (General Powers) Act, 1904, has increased in comparison with 1921. I append a table shewing the number of notices served upon the owners or occupiers of the several premises in question, and the number of verminous rooms stripped and cleansed by the owners, and fumigated by the Council's disinfecting staff, respectively. I also submit tables showing the number of verminous rooms stripped by the Council's staff, and articles dealt with at the disinfecting stations.

TABLE 35.
Verminous Rooms Cleansed.

WARD.	No. of Intimation Notices served.	No. of Statutory Notices served.	Police Court proceedings taken.	Verminous rooms treated.	
				(a) by Owners of Premises.	(b) by the Council's Disinfecting Staff.
St. Mary ...	55	22	—	76	56
St. Paul ...	32	15	—	39	35
St. Peter ...	95	46	—	119	47
St. John ...	166	38	—	227	76
Trinity... ..	204	99	—	312	97
All Saints ...	78	28	—	107	51
St. Michael ...	77	31	—	106	119
St. Jude ...	83	28	1	117	53
St. George ...	116	52	—	154	58
Christchurch ...	9	—	—	10	23
St. Saviour ...	8	3	—	11	113
Houses let in Lodgings... (No. 1 District).	41	16	—	50	—
Houses let in Lodgings ... (No. 2 District).	17	14	—	22	—
TOTAL ...	981	392	1	*1350	728

*Note:—These 1350 rooms were stripped by the owners.

TABLE 36.

Verminous Bedding, &c., Disinfected at the Council's Stations during 1922.

Articles.	Disinfected.	Destroyed.
Beds	270	—
Palliasses	136	—
Bolsters	137	—
Pillows	179	—
Cushions	23	—
Blankets	760	—
Sheets	231	—
Quilts	181	—
Articles of Clothing, &c.	6,221	—
Books	—	—
Total	8,138	—

14 rugs, 1 L.C.C. ambulance stretcher, and 1 bag of pieces were also disinfected at the Depots.

TABLE 37.

The number of Verminous Rooms Stripped by the Council's Staff.

	St. Mary's Ward.	St. Paul's Ward.	St. Peter's Ward.	St. John's Ward.	Trinity Ward.	All Saints' Ward.	St. Michael's Ward.	St. Jude's Ward.	St. George's Ward.	Christ Church Ward.	St. Saviour's Ward.	Total.
No. of Rooms Stripped ...	2	—	—	—	4	—	—	4	—	—	—	10

MORTUARIES.

TABLE 38.

During the year 449 bodies were received into the Mortuaries:—

Reasons bodies were brought to Mortuary.	Collier's Rents Mortuary.	Manor Place Mortuary.	Total.
Bodies brought in upon which Inquests were held	153	147	300
Bodies brought in for convenience	8	135	143
Bodies brought in in cases where death had occurred from Infectious Disease	4	2	6
Total	165	284	449

SANITARY WORK.

ST. MARY'S WARD.

House to house inspections were carried out in the following localities :—

Black Prince court, Brook street, Brune place, Collitch place, Dante road, De Laune street, Farrell court, Hampton house, Harmsworth street, Horse and Groom court, Hurlbutt cottages, Hurlock buildings, Longville road, Newington butts, Ostend place, Roy place, Sharsted street, Sherston place, Walworth road, Wesley place.

Miscellaneous nuisances abated with localities.

Fowls—Brook street, Crampton street, De Laune street, Hampton street,

Cat—Hurlbutt place.

Dogs Hurlbutt place.

Rats—Alberta street, Arcot place, Ostend place, Stopford road.

Foul Accumulations—Cavour street, De Laune street, Doddington grove, Peacock street, Penrose street, Penton place, Stopford road, Walworth road.

ST. PAUL'S WARD.

House to house inspections were carried out in the following localities :—

Aldred road, Alpha square, Beresford buildings, Camberwell gate, Chapter road, Chapter terrace, Cook's road, Dartford street, Draco street, Frederick road, Goschen street, Grosvenor street, Heiron street, Horsman street, Jerome place, John's place, Lucas road, Otto street, Palmerston street, Royal road, St. Paul's road.

Miscellaneous nuisances abated with localities.

Fowls— Bridge cottages, Chapter road, Cook's road, Empress street, Fleming road, Goschen street, Hillingdon street.

Cats—Avenue road.

Ducks—Hillingdon street, Lorrimore road.

Rabbits—Avenue road, Bridge cottages, Lorrimore road.

Dogs—Avenue road, Empress street.

Goat—Bridge cottages.

Rats—Aldred road, Avenue road, Cyril street, Dartford street, Hillingdon street, Lorrimore square, Lucas road, Palmerston street, Royal road, Sturgeon road.

Foul Accumulations—Aldred road, Avenue road, Carter street, Cyril street, Empress street, Kennington Park gardens, Lorrimore road, Olney street, Otto street, Penrose street.

ST. PETER'S WARD.

House to house inspections were carried out in the following localities :—

Aycliffe house, Camberwell road, Liverpool street, Mann street, Merrow street, Portland street, Queen's row, Villa street, Walworth road, Wooler street.

Miscellaneous nuisances abated with localities.

Fowls—Faraday street, Westmoreland road.

Cats—Doctor street, Walworth road.

Rabbits—Faraday street.

Ducks—Westmoreland road.

Dog—Boyson road.

Foul Accumulation—Camberwell road.

ST. JOHN'S WARD

House to house inspections were carried out in the following localities :—

Angle street, Ash street, Beatrice house, Beddome street, Bodley street, Brandon street, Chatteris square, Chatham place, Chatham street, Chatteris road, Cotham street, Elephant road, Ethel street, Hewson street, King's Arch place, Ladysmith dwellings, Larcom street, Lion

street, Lock square, Munton road, Rodney place, Rodney road, Sayer street, Townley street, Vowler street, Warren buildings, York mansions.

Miscellaneous nuisances abated with localities.

Fowls—Deacon street, Lock square, Morecambe street.

Ducks—Lock square.

Dogs—Chatteris square.

Cats—Chatteris square.

Rats—Brandon street, Townley street.

Underground room—Walworth road.

Foul Accumulations—Chatteris square, Deacon street, East street, Gurney street, Hard street, Munton road, Pollock road, Sayer street, Walworth road.

TRINITY WARD.

House to house inspections were carried out in the following localities :—

Arch street, Arcadia, Bath house, Bath terrace, Britannia chambers, County Terrace street, Devonshire house, Dorset street, Edinburgh buildings, Falmouth chambers, Globe buildings, King's place, Lower Bland street, Margaret place, Meadow row, Newington causeway, New Kent road, Rockingham buildings, Silvester buildings, Silvester street, Tarn street, Tiverton flats, Trinity house, Upper Bland street.

Miscellaneous nuisances abated with localities.

Fowls—Arnott street, King's place, Newington causeway, Pitney place.

Rabbits—Gt. Dover street. King's place, Paul's passage, Pitney place, Swan street, Wick court.

Ducks—Tarn street.

Cats—Adam street, Pitney place.

Dogs—Pitney place.

Rats—Bideford court, King's place, New Kent road, Rockingham street, Standard street, Trinity street.

Underground Room—Gt. Dover street.

Foul Accumulations—Arnott street, County Terrace street, Great Dover street, Lower Bland street, Newington causeway, New Kent road, Rockingham buildings, Rockingham street, Standard street, Tiverton street.

ALL SAINTS' WARD.

House to house inspections were carried out in the following localities :—

Alvey mews, Alvey street, Ann's buildings, Chatham street, Dean's buildings, East street, Faraday street, Larissa street, Little Chatham place, Rodney road, Shorncliffe road, Westmoreland road, Wooler street.

Miscellaneous nuisances abated with localities.

Fowls—Bagshot street, Thurlow street.

Goats—Hillery road.

Rabbits—Dean's buildings.

Geese—Chatham street.

Dogs—Thurlow street.

Ducks—Beckway street.

Rats—Hemp row, Flint street.

Foul Accumulations—Hillery road, South street buildings, Surrey grove, Thurlow street.

ST. MICHAEL'S WARD.

House to house inspections were carried out in the following localities :—

Algar buildings, Aster place, Bittern street, Borough High street, Dauncey buildings, Delarch buildings, Florence house, Friar street, Gerridge street, Goodwin buildings, Great Suffolk street, Hill street, Jubilee dwellings, King's court, Lancaster street, Little Lant street, Little Suffolk street, Little Surrey street, Merrow buildings, New Winchester buildings, Overy buildings, Philemon house, Pocock street, Queen's court, Quinn square, Ripley buildings, Rodney street, St. George's

buildings, St. George's house, Scovell road, Southwark Bridge road, Toulmin street, Tupman place, Valentine row, Webber row.

Miscellaneous nuisances abated with localities.

Fowls—Collinson street, Gt. Suffolk street.

Cats—Quinn square.

Rabbits—Jubilee dwellings.

Rats—Bittern street, Collinson street, Gt. Suffolk street, Lancaster street, Nelson place, Quinn square, Southwark Bridge road, Toulmin street.

Foul Accumulations—Belvedere buildings, Blackfriars road, Borough road, Collinson street, Gt. Suffolk street, King James street, Lant street, Quinn square, Southwark bridge road, Scovell road.

ST. JUDE'S WARD.

House to house inspections were carried out in the following localities :—

Bath street, Colnbrook street, Earl street, Elliott's row, Gladstone street, Hayles buildings, Keyworth street, Lancaster street, Newington causeway, Temple street.

Miscellaneous nuisances abated, with localities.

Fowls—Gladstone street, Lancaster street, St. George's road, Southwark bridge road, Temple street.

Rabbits—Lancaster street.

Ducks—Austral street.

Cats—Parliament street.

Dog—Temple street.

Beetles—Hayles street, Skipton street.

Rats—Temple street.

Foul Accumulations—Barbel street, Garden row, London road, Parliament street, Pineapple buildings, St. George's road.

ST. GEORGE'S WARD.

House to house inspections were carried out in the following localities :—

Ackworth street, Albany road, Alferton street, Balin place, Bowling green lane, Buckenham square, Buckenham street, Chatham street, Chaucer house, Clarendon buildings, Collier's rents, Comus place, Congreve street, Crosslet street, Cumbrae buildings, Darwin street, Dover house, Gordon house, Graham house, Haddon house, Hendree cottages, Little Hunter street, Long lane, McBeans buildings, Madron street, Mason street, Mermaid court, Old Kent road, Price's buildings, Prioress street, Rephidim street, Stewart house, Tabard street, Tennis court, Tower bridge road, Townsend street, Trinity buildings, Wolseley house.

Miscellaneous nuisances abated with localities.

Fowls—Albany road, Collier's rents,

Rabbits—Collier's rents, Rephidim street.

Rats—Alferton street, Chatham street, Comus place, Price's buildings, Tabard street.

Foul Accumulations—Haddon Hall street, Law street, Mermaid court, Old Kent road, Weston street.

CHRISTCHURCH WARD.

House to house inspections were carried out in the following localities :—

Bear lane, Bennett street, Blackfriars road, Boundary row, Burrell street, Burrows mews, Collingwood street, Edward street, Gray street, Gambia buildings, Gambia street, Gravel lane, Hatfield place, Holland street, Holmwood buildings, Isabella street, Jane street, Knight's place, Nelson house, Nelson square, Norfolk street, Paris gardens, Ponsonby buildings, Prices street, Scoresby street, Short street, Stamford street, Surrey row, Wakefield house.

Miscellaneous nuisances abated with localities.

Fowls—Burrell street, Gravel lane.

Dog—Burrell street.

Rabbits—Burrell street.

Cat—Holmwood buildings.

Pigeons—Burrell street.

Rats—Norfolk street, Paris gardens.

Foul Accumulations—Blackfriars road, Broadwall, Burrell street, Great Charlotte street, Hatfield place, Hatfield street, Nelson square, Paris gardens, Union street.

ST. SAVIOUR'S WARD.

House to house inspections were carried out in the following localities:—

Anchor buildings, Bankside, Borough High street, Burleigh buildings, Canvey street, Exeter buildings, Golden place, Holland street, Hopetown place, Ladd's court, Loman street, Mander place, Mowbray buildings, Moss Alley, New buildings, Newcomen street, Peabody buildings, Orange street, Park street dwellings, Pepper street, Red cross street, Red cross cottages, Risborough street, Ridler place, Skin Market place, St. Margaret's court, Snowfields, Stanhope buildings, Street's buildings, Sumner street, Taylor's yard, Townsend yard, White cross street, White cross cottages, White hind alley, Winchester buildings, Winnery's rents, Zoar street.

Miscellaneous nuisances abated with localities.

Rabbits—Sumner street, Winchester buildings.

Dog—Stanhope buildings.

Rats—Borough High street, Peabody buildings, Sumner street, Zoar street.

Foul Accumulations—Hop exchange, Union street.

TABLE 39.

RATS AND MICE (DESTRUCTION) ACT, 1919.

Summary showing investigations and inspections made and details of work carried out during the year 1922.

WARD.	Number of Premises Inspected.	Number of Re-inspections made.	Premises Rat Infested.	PREMISES WHERE STEPS WERE TAKEN TO DESTROY RATS AND MICE.							Rat Proofing.	Rat Holes and Runs stopped.	Defective Drains Amended.	Defective Sewers Amended.	Notices.
				Poisons used.	Wire Traps.	Break-back Traps.	Other Traps.	Varnish.	Cats or Dogs.	Ferrets.					
St. Mary ...	45	104	34	14	5	15	—	9	3	—	6	6	5	1	5
St. Paul ...	60	207	34	16	10	13	1	4	4	1	—	12	7	6	5
St. Peter ...	38	112	21	10	9	14	—	6	2	—	—	6	2	—	2
St. John ...	54	94	15	8	2	2	—	7	2	—	—	6	6	3	1
Trinity ...	40	146	22	11	5	7	—	—	4	1	4	10	1	—	2
Alt Saints ...	74	216	51	25	12	26	—	2	8	—	2	23	2	5	6
St. Michael ...	73	226	45	14	8	22	—	7	4	—	4	19	7	3	5
St. Jude ...	34	140	26	11	8	7	1	—	1	—	3	7	10	2	3
St. George ...	46	166	25	8	10	11	—	—	1	—	—	16	—	1	4
Christchurch ..	44	145	28	5	2	11	—	6	—	—	—	15	5	1	6
St. Saviour ...	54	127	32	27	6	16	6	7	5	—	—	4	2	1	4
TOTAL ...	562	1683	333	149	77	144	8	48	34	2	19	124	47	25	43

Number of Rats destroyed

...

... 574.

Methods adopted—Break-back Traps ... 157
 Wire Traps ... 145
 Other Traps ... 98
 Varnish ... 74

Cats and Dogs ... 79
 Poisons ... 7
 Ferrets ... 14

REGISTERED HOUSES LET IN LODGINGS

During the year 1922, no houses were placed upon the Register 36 houses were removed from the Register the premises having been demolished.

At the end of the year the number of houses upon the Register was 1,313.

They were situate as follows :—

In No. 1 district (St. Michael St. George,
Christchurch and St. Saviour's Wards) ... 883 houses

In No. 2 District (St. Mary, St. Paul, St. Peter,
St. John, Trinity, All Saints and St. Jude's
Wards) 430 „

1,313 houses

TABLE 40.

Table showing the locality (in Wards) of the Houses Let in Lodgings on the Register at the end of 1922.

	WARDS.											Total.
	St. Mary	St. Paul	St. Peter	St. John	Trinity	All Saints'	St. Michael	St. Jude	St. George	Christchurch	St. Saviour	
Number of Houses upon the Register at the end of 1921	35	50	32	51	56	128	338	79	389	111	80	1349
Number of Houses placed upon the Register during the year 1922	—	—	—	—	—	—	—	—	—	—	—	—
	35	50	32	51	56	128	338	79	389	111	80	1349
Number of Houses removed from the Register during the year 1922	—	2	—	—	—	—	2	—	32	—	—	—
Total number of Registered Houses at end of 1922	35	48	32	51	56	128	336	79	357	111	80	1313

HOUSES LET IN LODGINGS.

No. 1 DISTRICT.

House to house inspections were carried out in the following localities :—

Lant street, Bennett street, Stanford place, Queen's Arms court, Hankey place, Bear lane, Great Suffolk street, Westcott street, Angel place, Southall place, Crosby row, Cardol place, Little Surrey street, Law street, Stamford street, King James street, Milcote street, Lansdowne place, Dodson street, St. Margaret's court, Chapel court, Surrey row, Hatfield street, Minor place, Union street, Tower street, Sturge street, Little Hunter street, Miniver street, Zoar street, Boddy's bridge, Upper Ground place, Barron's place, Webber street, Prioress street, Redcross street, Friar street, Lancaster street, Belvedere buildings, Camelot street, Mermaid court, Tabard street, Collier's rents, Gilbert's buildings, Paris gardens, Sussex house, Crosset place, Great Charlotte street, Pardoner street, Weston street, Hatfield place, Sumner street, Burrell street, Harrow street, Dolben street.

During the year 979 inspections and 3,553 re-visits were made of the various registered houses by Miss Burrows.

948 intimation and 554 statutory notices were served. 986 sanitary works were carried out.

The following nuisances have been abated :—

Blocked drains unstopped	7
Closet apparatus reinstated	103
Water supply reinstated	3
New closet pans provided	7
Yards paved or paving amended	155
Roofs repaired	257
New dust bins provided	103
Foul rooms cleansed	3,321
Cases of overcrowding abated...	24
Miscellaneous nuisances (other than those above specified) abated	1,628

HOUSES LET IN LODGINGS.

No. 2 DISTRICT.

House to house inspections were carried out in the following localities :—

Runham street, St. Gabriel street, Gurney street, Blewett street, Hayles street, Elsted street, Dorset street, Halpin place, Tatum street, Kingston street, Brandon street, Keyworth street, Beckway street, East street, Larissa street, Huntsman street, Chatham street, Rodney road, Barlow street, Nebraska street, Causeway place, Innis place, Flint street, South street, Lamlash street, Uxbridge place, Dartford street, Alvey house.

During the year 468 inspections and 1,897 re-visits were made of the various registered houses by Miss Burrows.

516 intimation and 279 statutory notices were served. 582 sanitary works were carried out.

The following Nuisances have been abated :—

Blocked drains unstopped	11
Closet apparatus reinstated	46
Water supply reinstated	7
Yards paved or paving amended	64
New closet pans provided	3
Sinks trapped	4
Roofs repaired	147
New dustbins provided	82
Foul rooms cleansed	1,765
Cases of overcrowding abated	7
Miscellaneous nuisances (other than those above specified) abated	924

ICE CREAMS.

TABLE 41.

Showing the Number of Inspections made of the Shops or other Premises where Ice Cream is made or stored during 1922.

WARDS.	Original Inspections.	Re-inspec- tions.	Premises found satis- factory on Inspection.	Premises found defec- tive on Inspection.	Intimation Notices served.	Statutory Notices served.	Proceedings taken.
St. Mary's ...	16	—	16	—	—	—	—
St. Paul's ...	21	9	19	2	2	1	—
St. Peter's ...	16	9	8	8	5	—	—
St. John's ...	20	32	11	9	10	6	—
Trinity ...	18	24	13	5	6	1	—
All Saints' ...	16	13	11	5	5	3	—
St. Michael's ...	16	24	9	7	8	6	—
St. Jude's ...	14	2	12	2	2	—	—
St. George's ...	14	14	8	6	5	2	—
Christchurch ...	10	15	6	4	5	2	—
St. Saviour's ...	6	2	5	1	1	—	—
Total ...	167	144	118	49	49	21	—

EATING HOUSES.

During the year the Eating Houses and other places where food is prepared for sale were periodically inspected. The following table shows the number of inspections, &c., made during the year.

TABLE 42

Showing the number of Inspections made of the Eating Houses, &c., during 1922.

WARDS.	Original Inspections.	Re-inspec- tions.	Premises found satis- factory on Inspection.	Premises found defec- tive on Inspection.	Intimation Notices served.	Statutory Notices served.	Proceedings taken.
St. Mary's ...	116	12	107	9	9	5	—
St. Paul's ...	41	5	39	2	2	1	—
St. Peter's ...	61	8	58	3	3	1	—
St. John's ...	123	76	94	29	29	10	—
Trinity ...	147	99	108	39	39	9	—
All Saints' ...	57	38	45	12	13	1	—
St. Michael's ...	143	44	123	20	20	7	—
St. Jude's ...	88	32	72	16	16	4	—
St. George's ...	125	36	105	20	20	2	—
Christchurch ...	123	25	114	9	10	2	—
St. Saviour's ...	165	27	156	9	9	1	—
Total ...	1189	402	1021	168	170	43	—

TABLE 43.

Inspections of Food at Wharves, Markets, and other places where food is stored, and the action taken by the officials during the year 1922.


INSPECTION OF WHARVES, &c.					FOOD EXAMINED, &c.						
WARD.	Inspections of Wharves and Ware-houses.	Inspection of Markets.	Inspection of Shops or Street Stalls.	Total.	Parcels of Food Examined.	Number of Samples Examined.	Parcels of Food Sorted.	Parcels of Food destroyed by consent of owner.	Parcels of food seized by Inspector.	Parcels of food condemned by Magistrate.	Summonses taken out.
St. Mary's ...	1	220	17	238	246	438	5	1	—	—	—
St. Paul's ...	28	13	18	59	76	188	2	2	—	—	—
St. Peter's ...	—	804	55	859	879	1238	24	6	—	—	—
St. John's ...	1	275	27	303	320	386	—	3	—	—	—
Trinity ...	2	106	11	119	165	100	9	—	—	—	—
All Saints' ...	—	2	2	4	5	2	—	—	—	—	—
St. Michael's ...	18	598	3	619	743	618	92	5	—	—	—
St. Jude's ...	2	143	4	149	185	163	25	5	—	—	—
St. George's ...	6	364	55	425	548	477	60	7	—	—	—
Christchurch ...	429	118	6	553	539	3136	225	215	—	—	—
St. Saviour's ...	1003	13	32	1048	1431	6993	300	354	—	—	—
By M.O.H. ...	—	2	1	3	3	5	—	3	—	—	—
Brought to Town Hall...	—	4	3	7	7	11	1	7	—	—	—
TOTAL ..	1490	2662	234	4386	5147	12755	743	608	—	—	—

EXAMINATION OF FOOD.


TABLE 44.

Showing the quantity of Foodstuffs examined during the year 1922 by the several Inspectors throughout the Borough (The amount shown in this table is in addition to the total shown in Table 45.)


Foodstuffs Examined.			Quantity and Weight found Unsound.		Surrendered by Owners.		Seized by Inspector.		Remarks.
Foodstuffs.	Quantity.	Weight.	Quantity.	Weight.	Quantity.	Weight.	Quantity.	Weight.	
Apples	87 boxes, 28 bags, 2 barrels	T. C. Q. L. 2 18 0 0	87 boxes, 28 bags, 2 barrels	T. C. Q. L. 2 18 0 0	87 boxes, 28 bags, 2 barrels	T. C. Q. L. 2 18 0 0	—	—	Destroyed at Council's Depot.
Apricots	17 crates, 8 packages	— 5 2 16	8 packages	— 2 0 0	8 packages	— 2 0 0	—	—	Destroyed on premises where found.
Apricot pulp	9 cases, 110 tins	— 19 2 24	4 tins	— 1 16	4 tins	— 1 16	—	—	Destroyed on premises where found.
Beef	carcases, hinds, quarters, pieces	44 13 0 18	3 pieces	— 3 12	3 pieces	— 3 12	—	—	Destroyed on premises where found.
Beef fat	1 case	— 2 0 12							
Beef powder	60 cases, 2 tins	2 15 0 0							
Beef extract	326 cases, 13 tins	18 0 2 24	40 cases	2 16 0 0	40 cases	2 16 0 0	—	—	Destroyed at Council's Depot.
Beetroot	24	— — — 14							
Beef, salted	490 pieces, 1 tray	1 2 3 9							
Beef, pressed	6 pieces	— — 1 19							
Beef, tinned	8 cases, 80 tins	1 13 1 8	3 cases, 10 tins	— 7 0 16	3 cases, 10 tins	— 7 0 16	—	—	Destroyed at Council's Depot.
Butter	16 boxes	— 6 0 0							
Beef cubes	122 cases	6 5 0 0	122 cases	6 5 0 0	122 cases	6 5 0 0	—	—	Destroyed at Council's Depot.
Beans, tinned	92 tins	— 1 2 16	92 tins	— 1 2 16	92 tins	— 1 2 16	—	—	Destroyed at Council's Depot.
Bananas	191 crates, 9 bundles	5 5 0 0	191 crates, 9 bundles	5 5 0 0	191 crates, 9 bundles	5 5 0 0	—	—	Destroyed at Council's Depot.
Bacon	sides, fore ends, pieces, &c.	6 13 3 9	sides, pieces	2 13 0 14	2 sides	— 3 22	—	—	2 tons 12 cwt. 20 lbs. were released to various firms for soap boiling and 3 qrs. 22 lbs. were destroyed at the Council's Depot.
Condensed milk	313 cases, 1,602 tins	6 6 0 3	191 cases, 389 tins	3 15 0 4	40 cases, 389 tins	— 17 1 12	—	—	2 tons 17 cwt. 2 qrs. 20 lbs. were released to various firms for pig feeding, 17 cwt. 1 qr. 12 lbs. were destroyed at the Council's Depot.
	Carried forward	97 8 2 4		24 4 0 22		18 14 1 10			



Foodstuffs Examined.			Quantity and Weight found Unsound.		Surrendered by Owners.		Seized by Inspector.		Remarks.
Foodstuffs.	Quantity.	Weight.	Quantity.	Weight.	Quantity.	Weight.	Quantity	Weight.	
	Brought forward	T. C. Q. L. 97 8 2 4		T. C. Q. L. 24 4 0 22		T. C. Q. L. 18 14 1 10			
Cheese ...	14 cases	... - 5 0 0							
Cherries, tinned...	248 tins	... - 3 1 13	248 tins	... - 3 1 13	248 tins	... - 3 1 13	—	...	Destroyed at Council's Depot.
Cauliflowers ...	16 bags	... - 3 3 0	16 bags	... - 3 3 0	16 bags	... - 3 3 0	—	...	Destroyed at Council's Depot.
Crabs ...	31 crabs	... - - 2 3							
Casings, ox ...	150 bungs	... - 1 2 0	19 bungs	... - - 1 0	19 bungs	... - - 1 0	—	...	Destroyed on premises where found.
Chestnuts	5 bags	... - 4 2 0	5 bags	... - 4 2 0	5 bags	... - 4 2 0	—	...	Destroyed at Council's Depot.
Carrots...	31 bags	... 1 11 0 0	31 bags	... 1 11 0 0	31 bags	... 1 11 0 0	—	...	Destroyed at Council's Depot.
Cherries	57 baskets, 50 boats, 2 packages	... - 19 3 0	37 baskets, 50 boats, 2 packages	... - 17 2 12	37 baskets, 50 boats, 2 packages	... - 17 2 12	—	...	Destroyed on premises where found.
Dates	1 box...	... - 3 2 0							
Ducks ...	6 ducks	... - - 1 7							
Fish, various	boxes, pieces, &c.	... - 5 3 0	1 case, 7 boxes	... - 4 3 20	1 case, 7 boxes	... - 4 3 20	—	...	Destroyed at Council's Depot.
Fowl, tinned	20 cases, 80 tins	... - 9 1 4							
Fowls	238	... - 9 0 11	111 fowls	... - 3 2 0	111 fowls	... - 3 2 0	—	...	Destroyed at Council's Depot.
Fruit, tinned	80 tins	... - - 3 16							
Fish paste	60 pots	... - - - 20	60 pots	... - - - 20	60 pots	... - - - 20	—	...	Destroyed at Council's Depot.
Gooseberries	30 baskets	... - 3 0 24							
Geese	50	... - 3 2 8							
Heads, pigs'	4,868 heads	... 25 2 0 18	494 heads	... 2 11 2 7	26 heads	... - 2 2 4	—	...	2 tons 9 cwt. 3 lbs. were released to various firms for soap boiling, 2 cwt. 2 qrs. 4 lbs. were destroyed on premises where found.
Herrings, tinned	80 tins	... - - 3 16							
Heads, ox	13 heads	... - 8 1 11							
Haddock, tinned	10 cases, 60 tins	... - 4 3 8							
Hams	68 hams	... - 6 3 11	18 hams	... - 2 1 15	8 hams	... - - 3 24	—	...	1 cwt. 1 qr. 19 lbs. were released to Messrs. G. Siggs, Streatham, for pig food, 3 qrs. 24 lbs. were destroyed at Council's Depot.
	Carried forward	128 16 3 6		30 7 0 25		22 6 3 19			



Foodstuffs Examined.			Quantity and Weight found Unsound.		Surrendered by Owners.		Seized by Inspector.		Remarks.
Foodstuffs.	Quantity.	Weight.	Quantity.	Weight.	Quantity.	Weight.	Quantity.	Weight.	
	Brought forward	T. C. Q. L. 128 16 3 6		T. C. Q. L. 30 7 0 25		T. C. Q. L. 22 6 3 19			
Liver ...	2 trays, 113 pieces	- - - 20	1 piece	- - - 3	1 piece	- - - 3	-	-	Destroyed at Council's Depot
Meat, potted ...	115 tins	- - 1 27							
Mussels ...	1 bag	- 1 1 0	1 bag	- 1 1 0	1 bag	- 1 1 0	-	-	Destroyed at Council's Depot
Mutton ...	pieces	14 2 3 0	8 pieces	- - 1 12	8 pieces	- - 1 12	-	-	Destroyed on premises where found.
Offal...		2 12 2 4	1 pluck, 1 liver...	- - 1 6	1 pluck, 1 liver...	- - 1 6	-	-	Destroyed at Council's Depot.
Onions ...	8 bags	- 7 0 0	8 bags	- 7 0 0	8 bags	- 7 0 0	-	-	Destroyed at Council's Depot
Pork ...	2,863 carcasses, 18 sides, 1,058 pieces	104 16 0 9	70 carcasses, 15 pieces	4 15 0 2	3 carcasses	- 3 0 21	-	-	4 tons 11 cwts. 3 qrs. 9 lbs. were released to Messrs J. Knight & Sons, Silvertown, for soap boiling, and 3 cwts. 21 lbs. were destroyed on premises where found.
Pulp, red currant	34 cases, 2 casks	1 5 0 0							
Potatoes ...	507 bags	25 7 0 0	287 bags	14 7 0 0	267 bags	13 7 0 0	-	-	1 ton was released to Mr. W. Tatum, Pitsea, for pig feeding, 13 tons 7 cwts. were destroyed at the Council's Depot.
Peas, tinned ...	8 cases	- 5 0 16	8 cases	- 5 0 16	8 cases	- 5 0 16	-	-	Destroyed at Council's Depot.
Peaches ...	7 crates	- 1 1 0	7 crates	- 1 1 0	7 crates	- 1 1 0	-	-	Destroyed at Council's Depot.
Pork, salted ...	74 pieces	- 3 3 19							
Plums ...	72 baskets, 48 boxes, 10 bags	1 8 1 10	48 boxes	- 10 1 4	48 boxes	- 10 1 4	-	-	Destroyed at Council's Depot.
Pears ...	2 boxes	- - - 14							
Rabbits ...	15 cases, 5½ crates, 1,190 rabbits	2 1 1 13	8 cases, 5½ crates, 206 rabbits	- 8 3 21	3 cases, 5½ crates, 206 rabbits	- 8 3 21	-	-	Destroyed at Council's Depot.
Rabbits, tinned ...	3 cases, 134 tins	- 3 0 7							
Raspberries ...	30 baskets, 23 tubs	- 6 3 16							
Rice ...	loose...	- - - 18		- - - 18		- - - 18	-	-	Destroyed on premises where found.
Salmon, tinned ...	52 cases, 165 tins	1 4 1 15							
Soup, tinned ...	40 tins	- - 1 12							
	Carried forward	283 4 0 10		51 3 3 23		37 11 3 8			







TABLE 45.


Table showing the total quantity of Foodstuffs examined at the wharves and the method of disposal

during the year 1922, the quantity found to be unsound, the notices served of the unsound portion.


Foodstuffs.	Quantity and Weight examined.		Weight found to be unsound.				Surrendered by Owner.	Seized by Inspector.	Notices served.		How unsound portion disposed of.
	Quantity.	Weight.							(a) De- tention	(b) Release	
Apricots, tinned	1212 cases	T. 31 C. 18 Q. 1 L. 22	—	10	2	24	Yes	—	1	1	Destroyed at Council's Depot.
Asparagus, tinned	344 cases	7 4 2 8	—	12	0	0	Yes	—	2	1	Destroyed at Council's Depot.
Apricots, dried	50 boxes	— 12 2 0	—	—	—	—	—	—	—	—	—
Apples, tinned	353 cases	6 10 2 12	2	2	3	12	Yes	—	1	1	Destroyed on barge where found.
Apples	1550 cases	27 11 0 8	15	19	1	4	Yes	—	1	1	Destroyed at Council's Depot.
Beef	20,950 quarters, 1518 flanks, 1248 bags, 582 cases, 268 clods, 40 crates, 140 pieces	1396 0 2 17	119	0	3	2	Yes	—	16	15	118 tons 15 cwts. 3 qr. 1 lb. were released to various firms for soap boiling and 5 cwts. 1 lb. were destroyed at the Council's Depot.
Beans, tinned	105 cases	2 5 2 24	—	—	—	—	—	—	—	—	—
Boiled Beef, tinned	185 cases	5 11 0 4	—	—	—	—	—	—	—	—	—
Butter	30 boxes, 6 cases	1 1 0 8	—	—	—	—	—	—	1	1	Released to Messrs. Lovell & Christmas for cleansing.
Bacon	1314 bales, 274 boxes, 22 pieces, 1 parcel	190 5 3 2	3	11	2	9	Yes	—	4	3	3 tons 8 cwt. 9 lbs. were released to various firms for soap boiling, 3 cwts. 2 qrs. were destroyed at the Council's Depot.
Beef, salted	25 barrels 86 pieces, 150 flanks, 533 casks	55 10 2 20	—	—	—	—	—	—	—	—	—
Beef, tinned	3,046 cases, 2,595 tins	90 3 2 4	15	10	3	16	Yes	—	34	12	5 tons 19 cwt. 2 qrs. 24 lbs. were released to various firms for pig feeding, 9 tons 11 cwt. 20 lbs. were destroyed at the Council's Depot.
Casings, hog	25 barrels, 45 kegs, 50 cases, 96 tierces, 320 casks	88 0 0 8	—	—	—	—	—	—	—	—	—
Cherries, tinned	222 cases	5 18 3 20	—	—	—	—	—	—	—	—	—
Condensed milk	11,516 cases, 658 tins, 2 casks, 1 barrel	205 4 2 24	93	11	0	8	Yes	—	65	44	81 tons 11 cwts. 2 qrs. 8 lbs. were released to various firms for pig feeding, 11 tons 19 cwts. 2 qrs. were destroyed at the Council's Depot.
Chocolates	1887 cases	84 0 0 0	—	—	—	—	—	—	1	—	50 tons still under "stop."
Cream	14 tins	— 1 1 20	—	—	—	—	—	—	—	—	—
Currants, dried	220 boxes	4 6 0 18	—	—	—	—	—	—	—	—	—
Cheese	366 crates, 23 boxes, 3 cheeses	27 18 2 22	—	5	0	22	Yes	—	5	3	Destroyed at Council's Depot.
Casings, sheep	262 casks, 1 case, 1 keg	50 10 3 0	—	—	—	—	—	—	—	—	—
Casings, ox...	237 casks, 25 bundles	47 4 0 14	—	12	1	6	Yes	—	4	3	Destroyed at Council's Depot.
Ducks	114 cases	2 19 2 24	—	—	—	—	—	—	—	—	—
Carried forward	2331	0 0 27	251	16	2	19	—	—	135	85	—



Foodstuffs.	Quantity and Weight examined.		Weight found to be unsound.				Surrendered by Owner.	Seized by Inspector.	Notices served.		How unsound portion disposed of.
	Quantity.	Weight.							(a) Detention.	(b) Release	
	Brought forward...	T. C. Q. L.	T. C. Q. L.						135	85	
Crab, tinned	161 cases	3 9 0 0	—	—	—	—	—	—	—	—	—
Egg powder	70 cases	4 2 2 0	—	8 0 0	—	Yes	—	2	—	—	6 cwts. were destroyed at the Council's Depot.
Egg liquid	18,479 casks, 1645 cases, 1479 tins	2717 8 0 0	183 6 2 0	Yes	—	24	20	—	—	—	2 cwts. were destroyed on premises where found. 136 tons 16 cwts. were released for export to Germany, 25 tons 14 cwt. 2 qrs. were destroyed at Council's Depot. 20 tons 4 cwts. were released to various firms for pig feeding, 12 cwts. were released to Messrs. R. Thackeray, Leeds, for leather dressing.
Eggs	340 cases	27 7 2 0	20 9 0 0	Yes	—	2	—	—	—	—	Destroyed at Council's Depot.
Fruits, assorted	428 cases, 653 tins	11 3 3 16	8 19 2 20	Yes	—	25	1	—	—	—	Destroyed at Council's Depot.
Fowls	365 boxes, 236 cases, 12 fowls	9 15 2 24	— 1 7	Yes	—	1	—	—	—	—	Destroyed at Council's Depot.
Flour	1625 bags	101 12 2 0	43 7 0 0	Yes	—	6	6	—	—	—	Released to various firms for cattle food and paste making.
Gooseberries, tinned	50 cases	1 6 3 4	—	—	—	—	—	—	—	—	—
Geese	29 casks, 1 goose	1 9 0 12	— 12	Yes	—	1	—	—	—	—	Destroyed at Council's Depot.
Hearts, ox	439 bags, 45 cases	11 15 2 8	—	—	—	—	—	—	—	—	—
Hams	94 boxes, 7 casks, 5 tierces, 3 cases	25 9 1 0	— 1 0 0	Yes	—	2	2	—	—	—	Released to Messrs. Cook & Sons, for soap boiling.
Herrings, tinned	279 cases	5 19 2 8	—	—	—	—	—	—	—	—	—
Hares	25 crates, 9 hares	— 11 1 8	— 11 1 8	Yes	—	2	1	—	—	—	1 qr. 12 lbs. were destroyed at the Council's Depot. 10 cwts. 3 qrs. 24 lbs. were released to the Smithfield Animal Products Co. for soap boiling.
Ham paste	888 cases	14 5 0 0	—	—	—	—	—	1	1	—	Released to the Borough of Bermondsey for examination.
Jam	355 cases	9 2 2 20	— 5 1 12	Yes	—	2	1	—	—	—	Destroyed on refuse barge.
Kidneys, tinned	156 cases	3 15 1 20	—	—	—	—	—	—	—	—	—
Kippers	38 boxes	— 4 2 0	— 4 2 0	Yes	—	1	1	—	—	—	Released to Messrs. J. Knight for soap boiling.
Lobster, tinned	184 cases	2 19 2 8	— 1 2 24	Yes	—	1	—	—	—	—	Destroyed at Council's Depot.
Lard	1810 boxes	45 5 0 0	—	—	—	—	—	—	—	—	—
Livers, ox	619 cases, 29 boxes, 17 livers	14 9 1 18	— 3 2 18	Yes	—	2	1	—	—	—	1 cwt 3 qrs. 10 lbs. were destroyed at Council's Depot and 1 cwt. 3 qrs. 8 lbs. were released to the Smithfield Animal Products Co. for soap boiling.
Mutton, tinned	311 cases	9 9 1 20	—	—	—	—	—	1	1	—	—
Mutton	51,631 carcasses	980 15 3 20	39 6 1 19	Yes	—	2	3	—	—	—	Released to the Smithfield Animal Products Co. for soap boiling.
Meat paste, tinned	4,600 boxes, 336 cases	6 6 2 8	2 18 0 0	Yes	—	2	—	—	—	—	Destroyed at Council's Depot.
Mustard	17 cases	— 2 0 14	— 2 0 14	Yes	—	1	—	—	—	—	Destroyed at Council's Depot.
Orange pulp	14 cases	— 14 0 0	—	Yes	—	1	—	—	—	—	Destroyed on refuse barge.
Offal	9,268 cases, 2,763 boxes, 1264 bags, 77 crates, 20 casks	180 18 1 6	1 7 3 3	Yes	—	9	9	—	—	—	1 ton 6 cwts. 17 lbs. were released to the Smithfield Animal Products Co., for soap boiling, 1 cwt. 2 qrs. 14 lbs. were destroyed at the Council's Depot.
	Carried forward	6520 18 3 17	553 9 0 16			223	132				



Foodstuffs.	Quantity and Weight examined.				Weight found to be unsound.				Surrendered by Owner.	Seized by Inspector.	Notices served.		How unsound portion disposed of.	
	Quantity.	Weight.			T.	C.	Q.	L.			(a) De- tention.	(b) Re- lease.		
	Brought forward...	6520	18	3	17	553	9	0	16			223	132	
Pineapple, tinned	5,093 cases	136	7	1	0	14	18	2	8	Yes	—	5	1	Destroyed on premises where found.
Peas, tinned	1,042 cases	23	1	0	24	7	9	2	12	Yes	—	3	1	Destroyed on premises where found.
Peaches, tinned	5,411 cases	48	14	1	16	1	12	1	8	Yes	—	4	3	Destroyed at Council's Depot.
Prunes, dried	56 cases, 50 boxes	1	6	2	0	—	14	0	0	Yes	—	1	—	Destroyed at Council's Depot.
Pears, tinned	799 cases	21	7	3	8	—	11	3	4	Yes	—	1	1	Destroyed at Council's Depot.
Plums, tinned	254 cases	6	16	0	4	—	8	0	0	Yes	—	1	—	Destroyed at Council's Depot.
Prawns, tinned	126 cases	2	0	2	0	—	—	—	—	—	—	—	—	—
Pickles, mixed	33 cases	—	7	0	8	—	7	0	8	Yes	—	1	—	Destroyed at Council's Depot.
Pork	80 cases, 60 boxes, 218 carcasses	11	5	0	0	—	—	—	—	—	—	—	—	—
Pears	11 cases	—	3	3	20	—	3	3	20	Yes	—	1	—	Destroyed at Council's Depot.
Pheasants	1 box	—	—	1	8	—	—	1	8	Yes	—	1	—	Destroyed at Council's Depot.
Rabbits	11,932 crates	284	1	2	14	118	0	3	4	Yes	—	17	11	115 tons 13 cwt. 2 qrs. 24 lbs. were released to the Smithfield Animal Products Co. for soap boiling, 2 tons 7 cwt. 8 lbs. were destroyed at the Council's Depot.
Rabbit, tinned	161 cases	3	9	0	16	—	—	—	—	—	—	2	—	Still under "stop."
Raisins	172 boxes	3	10	0	12	—	—	—	—	—	—	—	—	—
Soup, tinned	664 cases, 407 tins	11	7	1	9	2	5	0	17	Yes	—	18	—	Destroyed at Council's Depot.
Salmon, tinned	1154 cases, 263 tins	23	18	3	21	1	7	1	23	Yes	—	11	1	Destroyed at Council's Depot.
Sardines, tinned	319 cases	7	0	2	18	—	12	0	6	Yes	—	2	1	Destroyed at Council's Depot.
Soy	100 casks	15	0	0	0	—	—	—	—	—	—	1	—	Still under "stop."
Sultanas	135 boxes	2	15	0	0	—	—	—	—	—	—	—	—	—
Sausage, salami	45 cases	—	12	0	2	—	1	1	6	Yes	—	—	—	Destroyed at Council's Depot.
Spinach, tinned	43 cases	1	3	0	4	1	3	0	4	Yes	—	1	—	Destroyed at Council's Depot.
Sundries	5 cases	—	2	0	26	—	2	0	26	Yes	—	—	—	Destroyed at Council's Depot.
Sausage, tinned	3,568 cases	37	7	0	—	—	—	—	—	—	—	1	1	Released to the Borough of Bermondsey for examination.
Tongues, calves	3,198 cases, 687 boxes, 20 casks, 205 tins	60	14	2	20	—	9	1	20	Yes	—	8	16	6 cwt. 3 qrs. 14 lbs. were released to the Smithfield Animal Products Co. for soap boiling, 2 cwt. 2 qrs. 6 lbs. were destroyed at the Council's Depot.
Tomato puree	67 cases, 33 tins	3	8	2	8	1	15	0	0	Yes	—	1	—	Destroyed at Council's Depot.
Turkeys	95 cases, 9 boxes	5	17	1	4	—	—	—	—	—	—	—	—	—
Tails, ox	462 cases, 100 bales, 30 bags	10	3	3	0	—	5	0	0	Yes	—	1	—	Destroyed at Council's Depot.
Tripe, ox	176 cases, 15 crates	4	3	1	26	—	—	—	—	—	—	—	—	—
Tongues, tinned	1152 cases, 118 tins	25	15	2	24	—	8	1	4	Yes	—	6	—	Destroyed at Council's Depot.
Tomatoes, tinned	281 cases	7	10	2	4	—	5	1	12	Yes	—	2	—	Destroyed at Council's Depot.
Veal	50 cases	—	16	0	8	—	—	—	—	—	—	—	—	—
Veal paste	5,734 cases	92	3	1	12	—	—	—	—	—	—	2	1	Released to the Borough of Bermondsey for examination.
Veal and Ham paste	34 cases	1	1	3	4	—	—	—	—	—	—	—	—	—
Total		7374	11	1	1	706	9	3	10			314	169	



EXAMINATION OF FOOD.

TABLE 46.

Showing the number of samples of Foodstuffs examined in each Ward during 1922, and the number of such samples found to be unsound.

Ward.	Number of Samples examined.	Number found to be sound.	Number found to be unsound.
St. Mary	438	437	1
St. Paul	188	176	12
St Peter	1238	1158	80
St. John	386	383	3
Trinity	100	100	—
All Saints	2	2	—
St. Michael	618	574	44
St. Jude	163	154	9
St. George	477	468	9
Christchurch	3136	2653	483
St. Saviour	6993	5655	1338
By M.O.H.	5	—	5
Brought to Town Hall ...	11	—	11
Total for Borough	13755	11760	1995

CUSTOMS AND INLAND REVENUE ACT, 1890.

Certificates for exemption from Inhabited House Duty have been granted during the year in respect of the undermentioned premises:—

Premises.	Certificates granted to.
34, 36, 38 and 40 Runham Street (12 tenements)	Charles Wilmot, Esq., 57, Rodney road, S.E.

HOUSING, TOWN PLANNING, Etc., ACT, 1909.

No certificate for exemption from Inhabited House Duty in respect to lodging houses for working classes was granted during the year.

WATER SUPPLY.

PUBLIC HEALTH (LONDON) ACT, 1891.

Section 48.

Certificates in regard to water supply have been granted in respect of the undermentioned (new) houses during the year.

Premises.	Certificates granted to.
1 to 54, Geoffrey house (54 tenements.)	Messrs. W. Lawrence & Sons, 19, Finsbury square, E.C.
1 to 38, Harbledown house (38 tenements).	Messrs. Rowley Bros., Crawley road, Wood Green, N. 22.

WATER SUPPLIES TO TENEMENTED HOUSES.

LONDON COUNTY COUNCIL (GENERAL POWERS) ACT, 1907.

23 additional water supplies were provided to houses during the year, 1922.

TABLE 47.

Action taken in Southwark under the Housing, Town Planning, &c., Act, 1909.

Date of representation of Medical Officer of Health.	Premises represented.	Date of Council's Resolution. Action taken, notices served and Result.
9/10/11	1, Old Barge House street— The house is not reasonably fit for human habitation.	2/11/11. Premises occupied.
30/1/20	3, Broadwall— Defects. The structure of the house is worn out, the front wall is bulged, there is no evidence of a damp course, the w.c., which is very small, is in the middle of the house, there is no back yard, the stairs are narrow and winding, the rooms are very small.	
30/1/20	5, Broadwall— Defects.—The structure of the house is worn out, there is no evidence of a damp course, the stairs are narrow, winding and dilapidated, the sashes and window frames are rotten, the roof is defective, there is evidence of rats on the premises.	30th January, 1920. Closing Orders were served under Sec. 17 (2).
30/1/20	7, Broadwall— Defects.—The structure of the house is worn out, there is no evidence of a damp course, the walls of the house are damp, the front and back walls are bulging and cracked, the sashes and window frames are defective and broken, the floors are defective.	On March 9th, 1291, Orders for demolition were made under Sec. 18. The houses are now empty. 3 and 5 still standing. 7 demolished.
19/3/20	17, Falka Place— Defects.—The house structure is dilapidated, damp and worn out. The woodwork of the house is dilapidated and defective. The house roof is defective. There is no back yard.	On 25th June, 1920, Closing Orders were served under Sec. 17 (2). On 19th March, 1921, Orders for demolition were made under Sec. 18.
19/3/20	18, Falka Place— Defects.—Same as No. 17.	
19/3/20	38, Ufford Street— Defects.—The house structure is worn out and damp. The rooms are damp. The floors and woodwork are dilapidated. The back addition walls are cracked and bulging. The roof is defective. The ground floor is below the level of the street.	The premises have been demolished.
19/3/20	39, Ufford Street— Defects.—Same as No. 38.	Notices have been served under Sec. 28 to repair these houses. The L.C.C., however, gave the owner permission to demolish them.
	21, London Road— Defects.—The house is not reasonably fit for human habitation.	
	17, 19, 37, 39, Burman Street— Defects.—The houses are not reasonably fit for human habitation.	This house was inspected by a Sub-Committee and a notice was served under Sec. 28. The house is still closed. The premises have since been rendered fit for human habitation.
		These houses were inspected by a Sub-Committee and notices were served under Sec. 28. On September 29th the owners declared their intention to close the houses, and on July 27th, 1921, Orders for demolition were made under Sec. 18. On November 4th, 1921, the owners appealed against the demolition orders made by the Council. On March 8th, 1922, the Minister of Health confirmed the demolition orders. The premises have been demolished.




TABLE 47—continued.

Date of representation of Medical Officer of Health.	Premises represented.	Date of Council's Resolution. Action taken, notices served and Result.
7/1/21	11, 13, 15, 17, 19, 21, Upper Bland Street	These houses were represented under Part 2 of the Housing of the Working Classes Act, 1890, and at a meeting on February 2nd, 1921, the Council authorised the Housing and Town Planning Committee to settle the details of a scheme for the improvement of the area. They are now being dealt with under the Public Health Act.
7/1/21	17, 19, Standard Street	
7/1/21	34, 36, 38, Friar Street— Defects.—The houses are not reasonably fit for human habitation.	Notices served under Sec. 28, February 2nd, 1921. (Still occupied.)
22/3/21	29, 31, 33, Empress Street— Defects.—The brickwork is decayed. The houses have been stripped of the partitions, woodwork, and sanitary appliances. The roofs are defective, and the houses are dilapidated and unfit for human habitation.	Notices served under Sec. 17, May 4th, 1921. February 1st, 1922. Demolition Orders under Sec. 18 were served. The premises have been demolished.
27/7/21	Garfield Estate— Comprising :—9 blocks in Mardyke street 5 blocks in Crosslet street 3 blocks in Mason street Defects.—The buildings are not reasonably fit for human habitation.	Notices served under Sec. 28, July 27th, 1921. Inspected by the Medical Officer of Health Jan. 19th, 1922. Nothing done. 18 Notices were served under Sec. 17 on Nov. 27th, 1922, to enable the owner to clear the premises and deal with the whole of the estate under Sec. 28
11/11/21	293, Tabard street— Defects.—The house is generally dilapidated, and in consequence has been unoccupied for some time.	The Housing Committee on November 11th, 1921, referred these houses to the Borough Engineer for the purpose of the preparation of specifications of dilapidations. On the examination of the premises it was found that 293, Tabard street was so dilapidated as to render treatment under Section 28 impossible. On April 24th, 1922, the Medical Officer of Health represented this house under Sec. 17. On March 29th, 1922, the Council authorised that notices under Sec. 28 be served on 295, 297 and 299, Tabard street Nothing has yet been done.
11/11/21	295, Tabard street— Defects.—The brickwork of the house is defective. There is not a proper supply of water to the upper floors. The upper rooms are less than six feet high. The internal woodwork of the house, viz., the sashes, floors, doors, &c., is decayed. The walls and ceilings are dirty and defective.	
11/11/21	297, Tabard street— Defects.—The house is generally dilapidated. The roof is defective. The walls are cracked. The plaster of the rooms is defective. The floors are defective. The staircase is defective.	
11/11/21	299, Tabard street— Defects.—The house is generally dilapidated. The roofs and rainpipes are defective. The rooms are dirty. The plaster of the rooms, &c., is defective.	
23/1/22	5, Laxon court— Defects.—The woodwork of the staircase and the roof is defective. The house is badly ventilated. The premises are badly designed.	June 19th, 1922. Notice served under Sec. 28.
23/1/22	3, Crosby Row— Defects.—The roof and the woodwork of the staircase is defective. The house is badly ventilated. The premises are badly designed.	June 19th, 1922. Notice served under Sec. 28.
23/1/22	5, Crosby Row— Defects.—The house is generally dilapidated. There is insufficient dust-bin accommodation, and the water closet apparatus and copper are defective.	June 19th, 1922. Notice served under Sec. 28. Oct. 25th, 1922, Council recommended that a notice be served under Sec. 17.




TABLE 47—continued.

Date of representation of Medical Officer of Health.	Premises represented.	Date of Council's Resolution. Action taken, notices served and Result.
23/1/22	35, Horsman street— Defects.—The roof, gutters, rainpipes, washhouse paving, copper and ceilings of most of the rooms are defective. The house is generally dilapidated and dirty.	May 3rd, 1922. Notice served under Sec. 28. Work done. Premises now fit for human habitation.
23/1/22	37, Horsman street— Defects.—The yard paving and the walls and ceilings of the first floor rooms are defective. The house is generally dilapidated and dirty.	May 3rd, 1922. Notice served under Sec. 28. Work done. Premises now fit for human habitation.
23/1/22	2A, Avenue road— Defects.—The lower rooms of the house are dirty and dilapidated. The staircase and scullery ceilings are defective and dirty.	May 3rd, 1922. Notice served under Sec. 28. Work done. Premises now fit for human habitation.
23/1/22	8, 9, 10, 11, Horse and Groom court— Defects.—The houses are generally dilapidated. The internal structures are very defective, and the water closets are out of order.	June 19th, 1922. The Council recommended that Closing Orders under Sec. 17 (2) be served prohibiting the use of the said dwelling houses for human habitation until the same were rendered fit for the purpose.
23/1/22	75, Long Lane— Defects.—The woodwork of the staircase and the roof is defective.	June 19th, 1922. Notice served under Sec. 28.

TABLE 47—continued.

Date of representation of Medical Officer of Health.	Premises represented.	Date of Council's Resolution. Action taken, notices served and Result.
23/1/22	26. Alfreton street— Defects.—The house is generally dilapidated. The walls and ceilings of most of the rooms are dirty and defective. The roof, gutters, yard paving and draw tap are defective.	June 19th, 1922. Notice served under Sec. 28. Work done. Premises now fit for human habitation.
23/1/22	74, Westminster Bridge Road— Defects.—The premises are generally dilapidated and the internal structure is defective and badly designed. There is also insufficient water closet accommodation.	Oct. 25th, 1922, the Council recommended that Sec. 17 be served prohibiting the use of the said dwelling house for human habitation until the same was rendered fit for the purpose.
22/5/22	2, 4, 6, 8, 10, 12, 14, 16, 18, 20, 22, 24, 26, 28, 30, 32, 34, 36. Barbel street— Defects.—The houses are dirty, verminous and dilapidated.	July 17th, 1922, the Council recommended that notices be served under Sec. 28.

TABLE 48

9.—HOUSING.

Number of new houses erected during the year:—

(a) Total	92
(b) As part of a municipal housing scheme ...	None.
1. <i>Unfit dwelling houses</i> :—	
Inspection—(1) Total number of dwelling houses inspected for housing defects (under Public Health or Housing Acts)	19,063
(2) Number of dwelling houses which were inspected and recorded under the Housing (Inspection of District) Regulations, 1910	None.
(3) Number of dwelling houses found to be in a state so dangerous or injurious to health as to be unfit for human habitation	51
(4) Number of dwelling houses (exclusive of those referred to under the preceding sub-heading) found not to be in all respects reasonably fit for human habitation	19,012
2. <i>Remedy of Defects without Service of formal Notices</i> :—	
Number of defective dwelling houses rendered fit in consequence of informal action by the Local Authority or their Officers	included in above 1—4
3. <i>Action under Statutory Powers</i> :—	
A. Proceedings under Section 28 of the Housing, Town Planning, &c., Act, 1919:—	
(1) Number of dwelling houses in respect of which notices were served requiring repairs	27
(2) Number of dwelling houses which were rendered fit—	
(a) by owners	5
(b) by Local Authority in default of owners	5
(3) Number of dwelling houses in respect of which Closing Orders became operative in pursuance of declarations by owners of intention to close	—

TABLE 48—*continued.***B. Proceedings under Public Health Acts:—**

(1) Number of dwelling houses in respect of which notices were served requiring defects to be remedied	12,705
(2) Number of dwelling houses in which defects were remedied	12,896
(a) by owners	12,896
(b) by Local Authority in default of owners	None

C. Proceedings under Sections 17 and 18 of the Housing, Town Planning, &c., Act, 1909:—

(1) Number of representations made with a view to the making of Closing Orders ...	24
(2) Number of dwelling houses in respect of which Closing Orders were made ...	24
(3) Number of dwelling houses in respect of which Closing Orders were determined, the dwelling houses having been rendered fit ...	3
(4) Number of dwelling houses in respect of which Demolition Orders were made ...	9
(5) Number of dwelling houses demolished in pursuance of Demolition Orders ...	—

SMOKE NUISANCES.

TABLE 50.

Showing number of complaints received from outside sources, and the Observations, &c., made by the Council's Inspectors during the past Twenty-One Years.

YEAR.	Complaints received from outside sources.	Observations made by Inspectors.	Nuisances observed.	Notices served.		Summonses taken out.	Convictions obtained.
				Intimation.	Statutory.		
1902	63	274	26	26	12	—	—
1903	97	404	89	53	24	1	1
1904	43	270	55	20	8	9	9
1905	42	642	85	32	12	6	6
1906	105	411	62	28	8	5	5
1907	125	525	66	22	8	6	6
1908	75	362	33	16	4	8	7
1909	81	1186	257	42	21	—	—
1910	62	615	65	29	10	9	—
1911	18	280	30	16	5	1	1
1912	10	87	23	14	5	—	—
1913	24	88	16	11	9	—	—
1914	27	102	35	15	6	—	—
1915	15	53	15	9	4	—	—
1916	—	9	5	5	2	—	—
1917	—	11	6	4	1	—	—
1918	—	6	1	1	—	—	—
1919	—	5	3	3	3	—	—
1920	1	17	6	5	5	—	—
1921	4	27	14	3	1	—	—
1922	3	18	7	3	1	—	—

TABLE 51.
Factories and Workshops.

Showing the number of Inspections with the Defects found and remedied in the several Wards during the year 1922.

WARD.	1.—INSPECTIONS.												2.—DEFECTS FOUND.																							
	Factories.			Workshops.			Workplaces.			Home and Outworkers' Premises.			Want of Cleanliness.			Want of Ventilation.			Over Crowding.			Want of Drainage of Floors.			Other Nuisances.			SANITARY ACCOMMODATION.								
	Inspections.	Notices.	Summonses.	Inspections.	Notices.	Summonses.	Inspections.	Notices.	Summonses.	Inspections.	Notices.	Summonses.	Found.	Remedied.	Summonses.	Found.	Remedied.	Summonses.	Found.	Remedied.	Summonses.	Found.	Remedied.	Summonses.	Found.	Remedied.	Summonses.	Insufficient			Unsuitable or Defective.			Not separate for Sexes.		
																												Found.	Remedied.	Summonses.	Found.	Remedied.	Summonses.	Found.	Remedied.	Summonses.
St. Mary's ... (Mr. Syms)	10	2	—	74	14	—	145	11	—	—	—	—	18	14	—	—	—	—	—	—	—	—	—	—	9	6	—	—	—	—	—	—	—	—	—	—
St. Paul's ... (Mr. Bradshaw)	3	—	—	52	4	—	111	7	—	—	—	—	4	8	—	—	—	—	—	—	—	—	—	—	7	6	—	—	—	—	—	—	—	—	—	—
St. Peter's ... (Mr. Bauham)	—	—	—	49	12	—	88	11	—	—	—	—	12	8	—	—	—	—	—	—	—	—	—	—	11	17	—	—	—	—	—	—	—	—	—	—
St. John's ... (Mr. Grist and Mr. Pickard)	8	4	—	56	14	—	171	43	—	—	—	—	21	16	—	—	—	—	—	—	—	—	—	—	39	29	—	—	—	—	—	—	—	—	—	—
Trinity ... (Mr. Findley)	7	5	—	22	17	—	232	81	—	—	—	—	41	20	—	—	—	—	—	—	—	—	—	—	60	60	—	—	—	—	—	—	—	—	—	—
All Saints' ... (Mr. Steele)	—	—	—	4	3	—	80	21	—	—	—	—	10	7	—	—	—	—	—	—	—	—	—	—	13	15	—	—	—	—	—	—	—	—	—	—
St. Michael's ... (Mr. Jenkinson)	51	18	—	37	7	—	212	53	—	2	—	—	20	30	—	1	—	—	—	—	—	—	—	—	55	51	—	1	1	—	1	1	—	—	—	—
St. Jude's ... (Mr. Rugg and Mr. Mayhew)	32	8	—	19	—	—	118	27	—	—	—	—	9	14	—	—	—	—	—	—	—	—	—	—	52	37	—	2	2	—	1	—	—	—	—	—
St. George's ... (Mr. Bowers)	5	1	—	—	—	—	168	44	—	—	—	—	23	18	—	—	1	—	—	—	—	—	—	—	25	40	—	1	1	—	—	—	—	—	—	—
Christchurch ... (Mr. Goodfellow)	9	5	—	20	4	—	162	26	—	1	—	—	9	4	—	1	1	—	—	—	—	—	—	—	25	26	—	—	1	—	2	2	—	—	—	—
St. Saviour's ... (Mr. Goodfellow)	12	1	—	11	7	—	223	27	—	—	—	—	9	10	—	—	—	—	—	—	—	—	—	—	33	20	—	2	2	—	—	1	—	—	—	—
Women's Work-shops, &c. ... (Miss Elliott)	49	6	—	549	80	—	484	—	1	749	96	—	520	639	1	24	24	—	17	6	—	—	—	—	321	344	—	5	5	—	64	63	—	5	5	—
Bakehouses, Milk-stores, &c. ... (Mr. Nicholson)	—	—	—	—	—	—	2233	153	—	—	—	—	124	155	—	—	—	—	—	—	—	—	—	—	130	149	—	—	—	—	—	—	—	—	—	—
Slaughterhouses (Mr. Fisher)	—	—	—	—	—	—	50	1	—	—	—	—	1	1	—	—	—	—	—	—	—	—	—	—	—	—	—	—	—	—	—	—	—	—	—	—
Total ...	186	50	—	893	162	—	4477	505	1	752	96	—	821	944	1	26	26	—	17	6	—	—	—	—	780	800	—	11	12	—	68	67	—	5	5	—




TABLE 52.

Factories, Workshops, Laundries, Workplaces and Homework.

1.—Inspection (including Inspections made by Sanitary Inspectors).

Premises.	Number		
	Inspections.	Written Notices.	Prosecutions.
Factories (including Factory Laundries) ...	186	50	...
Workshops (including Workshop Laundries) ...	893	162	...
Workplaces	4477	505	1
Homeworkers' Premises (including Out-workers)	752	96	...
Total	6308	813	1

2.—Defects Found.

Particulars.	Number of Defects.			Number of Prosecutions.
	Found.	Remedied.	Referred to H.M. Inspector.	
* NUISANCES UNDER THE PUBLIC HEALTH ACTS :—				
Want of Cleanliness	821	944	...	1
Want of Ventilation	26	26
Overcrowding	17	6
Want of drainage of floors
Other nuisances	780	800
Sanitary accommodations :				
Insufficient	11	12
Unsuitable or defective	68	67
Not separate for sexes	5	5
OFFENCES UNDER THE FACTORY AND WORKSHOP ACT :—				
Illegal occupation of underground bakehouse (S. 101)
Breach of special sanitary require- ments for bakehouses (SS. 97-100)
Other offences
Total	1,728	1,860	...	1

Including those specified in Sections 2, 3, 7 and 8 of the Factory Act as remediable under the Public Health Acts.

TABLE 53.

3.—Home Work.

NATURE OF WORK.	OUTWORKERS' LISTS, Section 107.								Number of Inspections of Outworkers' Premises.	OUTWORK IN UN- WHOLESOME PRE- MISES, S. 108.			OUTWORK IN IM- PERFECTED PREMISES, Sections 109-10.		
	Lists received from Employers.				Nos. of Addresses of Outworkers received from other Councils.	Nos. of Addresses of Outworkers forwarded to other Councils.	Prosecutions.			Instances.	Notices served.	Prosecutions.	Instances.	Orders made. (S. 110).	Prosecutions. (Ss. 109, 10).
	Twice in the year		Once in the year.				Failing to keep or permit inspection of lists.	Failing to send lists.							
	Lists.	Out-workers.	Lists.	Out-workers.											
Wearing Apparel—															
(1) Making, &c....	27	74	47	103	505	295	504	59	42	...	3
(2) Cleaning and washing
Lace, lace curtains and nets
Furniture and Upholstery...	1	2	1	2	8
Fur pulling...	3
Umbrellas	2	2	1
Paper Bags and Boxes ..	9	31	15	37	15	32	136	38	15	...	1
Brushmaking ...	5	16	8	23	3	8	76	13	9
Stuffed Toys	1	1
File making
Electro Plate
Cables and Chains
Anchors and Grapnels
Cart Gear
Locks, Latches and Keys
Miscellaneous ...	4	5	6	8	35	16	28	12	5
TOTAL ...	46	128	77	173	564	352	752	124	72	...	4

TABLE 54

4.—Registered Workshops.

Workshops, Workplaces, &c., on the Register (S. 131) at the end of the year.	Number.
Bakehouses	104
Eating houses and places where food is prepared for sale ...	324
Ice Cream Shops	65
Laundries	31
Dressmakers, Milliners, &c.	22
Tailoring	30
Brushmakers	51
Miscellaneous	2020
Total number of Workshops, Workplaces, &c., on Register ...	2647

5.—Other Matters.

Class.	Number.
Matters notified to H.M. Inspectors of Factories:—	
Failure to affix Abstract of the Factory and Workshop Act (S. 133)
Action taken in matters referred by H.M. Inspectors as remediable under the Public Health Acts, but not under the Factory Act (S. 5):	
Notified by H.M. Inspector	13
Reports (of action taken) sent to H.M. Inspectors ...	3
Other
Underground Bakehouses (S. 101):—	
Certificates granted during the year	4
In use at end of the year... ..	32

PROCEEDINGS TAKEN UNDER THE PUBLIC HEALTH AND OTHER ACTS.

129 summonses were taken out during the year 1922, in respect to offences, particulars of which are set out below. The following table shows the number of summonses taken out in each of the several Wards:—

TABLE 55.

Number of Sum- monses taken out	WARDS.															TOTAL.
	St. Mary's.	St. Paul's.	St. Peter's.	St. John's.	Trinity.	All Saints'	St. Michael's.	St. Jude's.	St. George's.	Christchurch.	St. Saviour's.	Houses Let in Lodgings. Miss BURROWS.	Houses Let in Lodgings. Miss BURROWS.	Women's Workshops.	Bakehouses.	
1	14	6	10	3	17	3	34	—	3	3	30	4	1	—	129	

The above summonses had reference to the following:—

Ordinary Nuisances	80
Contravention of Sale of Food Order	3
Neglecting to cleanse verminous rooms (London County Council (General Powers) Act, 1904	1
Disobedience of Magistrates' orders	11
Contravention of By-law 15, Houses let in lodgings...	12
Judgment Summonses	13
Overcrowding	1
Houses without a proper water supply	6
Obstruction	2
				<hr/> 129 <hr/>

TABLE 56.

These proceedings resulted as follows:—

Summonses withdrawn, the Council's requirements having been complied with	72
Magistrates' Orders made with costs but without penalties	24
Fines inflicted	17
Dismissed	1
Withdrawn	1
Adjourned, <i>sine die</i>	4
Judgment Summons (costs recovered)	10
Total	<hr/> 129 <hr/>

TABLE 57.
Proceedings taken under the Public Health and Other Acts.

Defendant.	Cause of Proceedings.	Result.
W. Gough Cook	... Neglecting to amend defective windows and to cleanse dirty room at 4, Barbel street	Ordered to do work within 21 days, with 10/- costs
W. Gough Cook	... Neglecting to provide suitable ashpit at 4, Barbel street	Fined 20/- and 5/- costs
W. Gough Cook	... Neglecting to amend defective floors and to cleanse dirty rooms at 10, Barbel street	Ordered to do work within 21 days, with 10/- costs
W. Gough Cook	... Neglecting to amend defective roofs and windows at 12, Barbel street	Ordered to do work within 21 days, with 10/- costs
W. Gough Cook	... Neglecting to cleanse dirty rooms at 14, Barbel street	Ordered to do work within 21 days, with 5/- costs
W. Gough Cook	... Neglecting to cleanse dirty walls and ceilings at 16, Barbel street	Ordered to do work within 21 days, with 5/- costs
W. Gough Cook	... Neglecting to amend defective windows and to cleanse dirty rooms at 18, Barbel street	Ordered to do work within 21 days, with 5/- costs
W. Gough Cook	... Neglecting to amend defective water closet and to cleanse dirty rooms at 22, Barbel street	Ordered to do work within 21 days, with 5/- costs
W. Gough Cook	... Neglecting to amend defective roof and to cleanse dirty rooms at 24, Barbel street	Ordered to do work within 21 days, with 5/- costs
W. Gough Cook	... Neglecting to cleanse dirty and verminous rooms at 28, Barbel street	Ordered to do work within 21 days, with 5/- costs
W. Gough Cook	... Neglecting to cleanse dirty rooms at 34, Barbel street	Ordered to do work within 21 days, with 5/- costs
Stimson & Sons	... Neglecting to cleanse dirty staircase at 10, Miniver street	Summons withdrawn, work done

Defendant.	Cause of Proceedings.	Result.
Stimson & Sons	... Neglecting to cleanse dirty room at 14, Miniver street	Summons withdrawn, work done
Stimson & Sons	... Neglecting to cleanse dirty passage at 26, Miniver street	Summons withdrawn, work done
A. Brindle Neglecting to amend burst water pipe and to cleanse dirty room at 6, Great Dover street	Ordered to do work within 7 days, with 5/- costs
Antonio de Palma	... Neglecting to cleanse dirty rooms at 40, Red Cross street	Ordered to do work within 7 days, with 5/- costs
H. W. Vicars Neglecting to cleanse dirty rooms at 10, Little Surrey street	Ordered to do work within 14 days, with 10/- costs
H. W. Vicars Neglecting to provide suitable ashpit at 10, Little Surrey street	Fined 20/- and 5/- costs
R. Vincent Neglecting to abate nuisance caused by dampness at 83, Mann street	Ordered to do work within 14 days, no costs allowed
Frederick W. Smith	... Neglecting to amend defective roof at 83, Gurney street	Summons withdrawn, work done 10/- costs
Mrs. Hayward Neglecting to amend defective gutters and to cleanse dirty rooms at 106, Mann street	Summons withdrawn, work done
Mrs. Fawces Neglecting to cleanse dirty rooms at 48, Alberta street	Summons withdrawn, work done
Luther Clements	... Neglecting to amend defective water closet at 75, Long lane	Summons withdrawn, work done
W. Gough Cook	... Neglecting to provide a proper and sufficient water supply at 26, 28 and 30, Barbel Street (3 summonses)	Adjourned <i>sine die</i>

Defendant.	Cause of Proceedings.	Result.
Edward James Norris ...	Neglecting to provide a proper and sufficient water supply on the upper storey at 72, Lorrimore street	The Magistrate was of the opinion that an additional supply of water was not reasonably necessary and dismissed the summons with £2 2/- costs against the Council
Frederick Byford ...	Contravention of The Sale of Food Order at 56, East street	Ordered to pay 20/- costs
James Perry ...	Contravention of The Sale of Food Order at 21, East street	Ordered to pay 20/- costs
Walter Victor Keeble	Neglecting to amend defective roof, gutters and to cleanse dirty room at 61, Brandon street	Ordered to do work within 21 days, with 5/- costs
William Schilling ...	Neglecting to amend defective roof and yard paving, and to cleanse dirty rooms at 72, Beresford street	Summons withdrawn, work done
Mrs. Catford ...	Disobedience of Nuisance Order at 66, Thurlow street	Fined 20/-
W. Gough Cook ...	Disobedience of Nuisance Orders at 4, 10, 12, 14, 16, 18, 22, 24, 28 and 34, Barbel Street (10 summonses)	Fined 20/- in each case, £10 in all
Mrs. Wing ...	Neglecting to amend defective yard paving and to cleanse dirty room at 9 Nelson square	Summons withdrawn, work done.
Mrs. Wing ...	Neglecting to amend defective window and to cleanse dirty room at 12, Nelson square	Summons withdrawn, work done
William Pike ...	Neglecting to cleanse dirty room at 87, Gt. Suffolk street	Ordered to do work within 7 days

Defendant.		Cause of Proceedings.	Result.
Bert Adams	...	Contravention of The Sale of Food Order at 119a, Broadwall	Ordered to pay 20/- costs
Miss Beale	...	Neglecting to amend defective yard paving at 31, Dean's buildings	Summons withdrawn, work done
Miss Beale	...	Neglecting to provide suitable ash pit at 31, Dean's buildings	Summons withdrawn, work done
Miss Beale	...	Neglecting to provide suitable ashpit at 33, Dean's buildings	Summons withdrawn, work done
Miss Beale	...	Neglecting to amend defective water closet roof at 33, Dean's buildings	Summons withdrawn, work done
Miss Beale	...	Neglecting to amend defective roof at 35, Dean's buildings	Summons withdrawn, work done
W. Gough Cook	...	Judgment summonses in consequence of non-payment of costs in respect of 4, 10, 12, 14, 16, 18, 22, 24, 28 and 34, Barbel street (10 summonses)	Costs recovered £7 5s. 0d.
J. Pusser & Co.	...	Neglecting to amend defective yard paving, &c., and to cleanse dirty rooms at 89, Westmoreland road	Summons withdrawn, work done
Thomas J. Dennis	...	Neglecting to amend defective scullery roof at 108, Mann street	Ordered to do work within 14 days with 10/- costs
Henry J. Whiffin	...	Neglecting to amend defective walls at 18, Faraday street	Summons withdrawn, work done
Henry J. Whiffin	...	Neglecting to amend defective walls at 20, Faraday street	Summons withdrawn, work done
Henry J. Whiffin	...	Neglecting to provide suitable ash pit at 20, Faraday street	Summons withdrawn, work done

Defendant.		Cause of Proceedings.	Result.
Thomas H. Edwards	...	Neglecting to cleanse dirty room at 60, Carter street	Summons withdrawn, work done
Harold A. Burnett	...	Neglecting to amend defective roof gutters at 305, Weston street	Ordered to do work within 14 days with 16/- costs
Harold A. Burnett	...	Contravention of Bye-law 15 (Houses Let in Lodgings) at 305, Weston street	Fined 40/-
Harold A. Burnett	...	Contravention of Bye-law 15 (Houses Let in Lodgings) at 307, Weston street	Fined 40/-
Henry Walter Halley	...	Neglecting to amend defective roof gutters at 98, Gt. Dover street	Summons withdrawn, work done
H. W. Vicars	...	Judgment summons for non payment of costs in regard to 10, Little Surrey street	Withdrawn, 13/- paid
Antonio de Palma	...	Judgment summons for non payment of costs in regard to 40, Red Cross street	Withdrawn, 13/- paid
— Harris	...	Neglecting to amend defective water closet, yard paving, &c., at 28, Law street	Adjourned <i>sine die</i> 3/- done
— Harris	...	Neglecting to amend defective floors at 29, Law street	Summons withdrawn, work done
— Harris	...	Neglecting to amend defective water closet apparatus at 30, Law street	Summons withdrawn, work done
— Harris	...	Neglecting to amend defective roof at 32, Law street	Summons withdrawn, work done
— Harris	...	Neglecting to amend defective water closet pan at 33, Law street	Summons withdrawn, work done
— Harris	...	Neglecting to amend defective copper and wash-house ceiling at 34, Law street	Summons withdrawn, work done
— Harris	...	Neglecting to amend defective water closet pan at 35, Law street	Summons withdrawn, work done

Defendant.	Cause of Proceedings.	Result.
— Harris ...	Neglecting to amend defective floor and fireplace at 36 Law street	Summons withdrawn, work done.
— Harris ...	Contravention of Bye-law 15 (Houses let in lodgings at 28, 29, 30, 31, 32, 33, 34, & 36, Law street (8 Summonses)	Summonses withdrawn. Bye-law complied with
Florence Fletcher ...	Neglecting to cleanse dirty room at 40, Royal terrace	Summons withdrawn, room cleansed
Walter V. Keeble ...	Judgment Summons for non-payment of costs in regard to 65 Brandon street	Withdrawn. 8/- paid
Miss C. L. Mitchell ...	Neglecting to amend defective yard paving at 1 Townsend yard	Summons withdrawn, work done
Miss C. L. Mitchell ...	Neglecting to cleanse dirty rooms at 56, Zoar street	Summons withdrawn, work done
Miss C. L. Mitchell ...	Neglecting to cleanse dirty kitchen at 14, Risborough street	Summons withdrawn, work done
The London and Brighton Estates ...	Neglecting to cleanse dirty kitchen at 1, New Winchester buildings	Summons withdrawn, kitchen cleansed
William John Staff ...	Neglecting to amend defective roof and to cleanse dirty workroom at 49-51 Gt. Guildford street	Summons withdrawn, work done
Harry Warman ...	Neglecting to cleanse dirty room and passage at 61, Pocock street	Summons withdrawn, work done
Mrs. Desborough ...	Obstruction at 51, Alvey street	Summons withdrawn
Alfred Samson...	Obstruction at 51, Alvey street	Summons withdrawn
W. A. Head ...	Neglecting to amend defective water closet and to cleanse dirty rooms at 99, Avenue road	Summons withdrawn, work done
Harold Blaiberg ...	Neglecting to provide suitable ash-pit at 282, East street	Summons withdrawn, ash-pit provided

Defendant.		Cause of Proceedings.	Result.
Brown & Ewin	...	Neglecting to amend defective water-closet at 8, Pitney place	Summons withdrawn, work done
O. R. Goodman	...	Contravention of Bye-law 15 (Houses let in lodgings) at 282-290, Tabard street (2 Summonses)	Summons withdrawn, rooms cleansed
A. H. Rogers	...	Neglecting to amend defective floor and air grating at 4, Dean's buildings	Summons withdrawn, work done
A. H. Rogers	...	Neglecting to amend defective floors at 6, Dean's buildings	Summons withdrawn, work done
A. H. Rogers	...	Neglecting to provide suitable ash-pit at 6, Dean's buildings	Summons withdrawn, work done
A. H. Rogers	...	Neglecting to amend defective water-closet, etc., at 10, Dean's buildings	Summons withdrawn, work done
Oliver & Nutt	...	Neglecting to amend defective ventilating pipe and to cleanse dirty rooms at 39, Morecambe street	Summons withdrawn, work done
Oliver & Nutt	...	Neglecting to provide suitable ash-pit at 39, Morecambe street	Summons withdrawn, work done
R. W. Harden & Son	...	Neglecting to cleanse dirty rooms at 284, East street	Summons withdrawn, work done
William Norris	...	Neglecting to abate nuisance caused by overcrowding at 19, Cook's road	Ordered to abate overcrowding within 38 days
Frederick Beaumont	...	Neglecting to amend defective roof at 12, Boyson road	Order made for 6/- costs
— Brown	...	Neglecting to cleanse dirty rooms at 106, Carter street	Summons withdrawn, work done
— Brown	...	Neglecting to cleanse dirty rooms, etc., at 108, Carter street	Ordered to do work within 14 days with 11/- costs

Defendant.	Cause of Proceedings.	Result.
Pusser & Sons...	Neglecting to amend defective drain at 1, Hewson street	Summons withdrawn. Work done.
Woolford Bros...	Neglecting to provide water supply at 1. 2 & 3, Disney street	Summons withdrawn, owing to the Council being unable to prove that Woolford Bros. were the owners.
Chas. Benabo & Sons	Neglecting to amend defective floors at 50, Lant street	Summons dismissed, work done with £2 2s. costs
Thomas Young & Sons	Neglecting to cleanse staircase walls at 43, Brandon street	Summons withdrawn, work done
Thomas Young & Sons	Neglecting to amend defective water-closets at 47, Brandon street	Summons withdrawn, work done
Thomas Young & Sons	Neglecting to unstop water closet and sink waste at 49, Brandon street	Summons withdrawn, work done
Thomas Young & Sons	Neglecting to amend defective floor, roof and water-closet at 51, Brandon street	Ordered to do work within 7 days with 21/- costs
J. Underwood ...	Neglecting to cleanse dirty rooms, etc., at 15, Heiron street	Summons withdrawn, work done, £2 2s. 0d. costs.
J. Underwood ...	Neglecting to cleanse dirty rooms, etc., at 17, Heiron street	
J. Underwood ...	Neglecting to cleanse dirty passage and staircase at 21, Heiron street	
J. Underwood ...	Neglecting to cleanse dirty rooms, etc., at 22, Heiron street	
J. Underwood ...	Neglecting to abate nuisance caused by damp passage wall at 24, Heiron street	
J. Underwood ...	Neglecting to cleanse dirty kitchen at 26, Heiron street	Summons withdrawn, work done
F. W. Smith ...	Neglecting to unstop blocked sink-waste pipe at 85, Gurney street	

TABLE 58

Summary of Original Inspections, &c., made in the several Wards during the year 1922.

WARD OR DISTRICT.	COMPLAINTS. Including houses in which deaths have occurred.)			HOUSE TO HOUSE.			PRINCIPAL INFECTIOUS DISEASES.			FACTORIES, WORKSHOPS WORKPLACES AND OUTWORKERS.		Number of Original Inspections made daily.	Number of Reinspections made daily.
	Number of Inspections made.	Number of drains tested.	Number of Reinspections made.	Number of Inspections made.	Number of drains tested.	Number of Reinspections made.	Number of Inspections made.	Number of drains tested.	Number of Reinspections made.	Number of Inspections made.	Number of Reinspections made.		
St. Mary ... (Mr. Syms)	779	27	2611	460	...	1138	455	193	645	229	51	6.7	15.5
St. Paul ... (Mr. Bradshaw)	861	19	2710	587	17	1504	366	111	421	166	48	6.9	16.3
St. Peter ... (Mr. Banham)	633	9	2261	534	1	744	344	132	670	137	93	5.7	13.1
St. John ... (Mr. Grist and Mr. Pickard)	1098	47	2553	498	13	896	493	246	614	235	173	8.1	14.8
Trinity ... (Mr. Findley)	767	31	3030	525	2	1149	348	108	965	261	371	6.6	19.2
All Saints ... (Mr. Steele)	905	20	2879	439	7	1356	421	157	761	84	97	6.4	17.7
St. Michael ... (Mr. Jenkinson)	505	78	1147	919	104	2783	350	233	247	302	210	7.2	15.3
St. Michael ... (Mr. Rugg and Mr. Mayhew)	79	7	159	54	...	142	81	41	63	5.4	11.1
St. Jude ... (Mr. Rugg and Mr. Mayhew)	513	62	1197	390	...	991	265	140	521	169	116		
St. George ... (Mr. Bowers)	605	8	1312	715	...	2852	341	157	565	173	108	6.4	16.9
Christchurch No. 1 (Mr. Fisher)
Christchurch No. 2 (Mr. Goodfellow)	255	40	943	706	1	1501	137	75	185	192	129	4.5	9.6
St. Saviour No. 1 (Mr. Fisher)	1	...	1	1	21	8
St. Saviour No. 2 (Mr. Goodfellow)	240	28	662	730	...	1369	165	90	201	225	126	4.7	8.2
Houses Let in Ldgs. (Miss Burrows)	254	...	866	614	...	2502	111	...	185	3.4	12.4
Houses Let in Ldgs. (Miss Burrows)	155	...	512	263	...	1263	50	13	122	1.6	6.6
Women's Wkshps. (Miss Elliott)	*1831	2028	6.4	7.1
Bakehouses, &c.... (Mr. Nicholson)	2233	...	7.8	...
Slaughterhouses (Mr. Fisher)	50
Total ...	7650	376	22843	7435	145	20190	3927	1696	6165	6308	3558

Mr. Fisher supervised the wharves and landing places in the Borough, during the year in relation to the

* 389 of these were inspections of

and also the Borough Market, making a large number of inspections food dealt with at those places.

public conveniences for women.




TABLE 59.
Summary of Sanitary Works Completed, 1922.

WARD, OR DISTRICT.	Intimation Notices served.	Statutory Notices served.	Sanitary Works completed.	Drain reconstructed.	Drain repaired.	Interceptor, &c.	Blocked Drains unstopped.	New Soilpipe provided.	Closest app. or repaired.	Closest provided.	Water supply.	Closest Pan and Trap.	Yards, &c., paved.	Paving repaired.	Gullies provided.	Sinks trapped.	Rain Pipes disconnected.	Roofs, Gutters, &c.	Dust-bin provided.	Basement concreted.	Foul rooms cleansed.	Floor ventilation.	House ventilated.	Draw Tap from Main.	Overcrowding abated.	Additional water supplies provided.	Surface Drains.	Miscellaneous Nuisances from Urinals, Manure, Animals, &c., abated.
St. Mary's (Mr. Syme) ...	1058	403	1012	36	34	6	27	2	78	...	6	63	12	61	1	48	2	200	211	...	2197	3	2	2	4	2	...	782
St. Paul's (Mr. Bradshaw) ...	1024	392	1035	50	36	3	14	2	125	...	14	18	...	63	...	10	...	301	178	...	1891	1	28	...	3	1	...	598
St. Peter's (Mr. Banham) ...	931	481	920	10	30	4	11	1	77	1	6	19	1	91	...	8	...	190	227	1	1753	5	3	...	3	961
St. John's (Mr. Grier and Mr. Pickard) ...	1426	370	1468	8	66	8	55	1	47	1	5	15	11	84	6	35	...	330	278	...	2508	4	...	1	4	1137
Trinity (Mr. Findley) ...	1442	592	1419	13	38	12	53	...	200	2	24	48	...	187	12	23	...	377	215	...	2036	49	2	4	12	6	...	1926
All Saints' (Mr. Steele) ...	1364	491	1427	14	47	4	33	4	135	...	2	42	...	279	8	25	...	406	314	1	2334	18	...	7	3	1	...	1585
St. Michael's (Mr. Jenkinson) ...	1033	476	1018	10	18	4	32	3	147	7	19	34	...	31	19	22	...	115	66	...	1479	1	...	2	6	879
St. Michael's (Mr. Rugg and Mr. Mayhew) ...	74	13	143	...	1	1	2	1	9	2	...	2	2	2	6	23	...	205	...	1	...	1	102
St. Jude's (Mr. Rugg and Mr. Mayhew) ...	728	225	693	7	10	1	17	1	45	6	7	23	1	27	8	14	...	139	143	...	929	2	1	5	...	553
St. George's (Mr. Bowers) ...	1169	527	1189	10	16	3	34	14	208	62	3	84	...	53	17	58	...	185	153	1	2211	1	2	4	...	742
Christchurch No.1 (Mr. Fisher)	4	1
Christchurch No.2 (Mr. Goodfellow) ...	538	172	542	2	8	1	8	...	66	26	3	31	...	22	3	29	...	71	65	...	970	1	2	3	...	330
St. Saviour's No.1 (Mr. Fisher)	2	...	1	7	6	2	7	1	2	2	5
St. Saviour's No.2 (Mr. Goodfellow) ...	454	160	460	5	6	...	12	...	35	8	2	17	1	9	2	22	...	41	33	...	641	1	...	177
Houses Let in Ldgs. (Mr. M. R. Burrows) ...	948	554	986	...	1	1	7	4	103	...	3	7	10	145	...	2	4	257	103	...	3321	...	2	3	24	1628
Houses Let in Ldgs. (Miss M. R. Burrows) ...	516	279	582	...	3	...	11	...	46	...	7	3	...	64	1	4	...	147	82	...	1765	7	924
Women's wrkshps. (Miss Elliott) ...	187	62	181	8	...	51	1	...	15	...	11	...	2	...	63	43	...	638	2	5	356
Milkshops, &c. (Mr. Nicholson) ...	135	18	134	2	8	...	2	...	8	155	129
Slaughterhouses (Mr. Fisher) ...	1	...	1	1
Total for Borough }	13028	5215	13212	165	315	48	324	33	1379	122	103	428	40	1137	78	306	6	2836	2134	3	25040	84	38	22	77	23	...	12815




TABLE 60.

Sanitary Works completed during 1922 and also in Fourteen preceding Years, 1908-21.

YEAR.	Intimation Notices served.	Statutory Notices served.	Sanitary Works completed.	Drain reconstructed.	Drain repaired.	Interceptor, &c.	Blocked Drains unstopped.	New Soilpipe provided.	Closet app. or repaired.	Closet provided.	Water supply.	Closet Pan and Trap.	Yards, &c., paved.
1922...	13028	5215	13212	165	315	48	324	33	1379	122	103	428	40
1908...	14085	4750	14045	285	158	41	547	62	2008	63	386	481	267
1909...	13532	4628	13604	233	160	59	539	47	2072	66	502	445	204
1910...	14484	4634	14508	164	174	32	589	36	1731	35	383	441	182
1911...	15386	4975	15350	317	184	40	568	37	1986	53	265	585	88
1912...	15197	4903	16041	288	192	30	589	35	2205	23	57	569	81
1913...	14967	4578	15673	303	166	16	555	36	2057	18	90	545	79
1914...	12974	4551	12942	271	181	25	495	71	1806	18	127	780	68
1915...	10541	4183	11063	96	107	6	462	37	1430	38	114	491	40
1916...	8513	3705	8562	94	62	18	373	17	1070	22	54	199	17
1917...	9233	4597	8337	36	50	10	342	33	1311	19	84	174	23
1918...	10233	5047	10091	22	84	23	428	14	1486	22	88	239	11
1919...	11570	5495	12007	93	172	18	564	17	1499	37	42	292	18
1920...	13566	6811	13140	106	384	47	318	35	1444	88	386	385	14
1921...	13377	6030	13853	128	319	48	324	31	1659	70	100	420	20

Paving repaired.	Gullies provided.	Sinks trapped.	Rain Pipes disconnected.	Roofs, Gutters, &c.	Dust bin provided.	Basement concreted.	Foul rooms cleansed.	Floor ventilation.	House ventilated.	Draw tap from Main.	Overcrowding abated.	Additional Water Supplies provided.	Surface Drains.	Miscellaneous Nuisances from Urinals, Manure, Animals, &c., abated.
1137	78	306	6	2836	2134	3	25040	84	38	22	77	23	—	12815
1110	232	508	59	1718	2366	29	24633	93	45	281	444	286	5	4251
1018	164	498	22	1714	1307	20	24728	114	56	365	444	165	6	4403
1406	158	532	21	1792	1377	28	24763	122	101	317	444	251	25	5646
1307	204	539	6	1655	1516	8	23873	124	78	250	442	129	5	5629
1143	181	281	19	1818	1615	8	21980	87	88	67	417	100	6	6274
888	152	369	23	1314	1439	8	22805	57	101	122	494	68	10	6908
926	241	591	11	1138	1253	8	22537	71	52	219	295	42	—	5726
634	103	368	8	2381	1210	22	18078	71	53	184	229	32	4	5635
411	50	125	1	1476	984	5	12882	50	57	31	207	17	23	4313
363	60	124	2	1661	1026	2	12436	74	22	19	126	12	—	4046
587	21	169	2	2237	1163	10	15140	59	19	17	168	6	2	5594
811	50	208	1	2512	1656	2	23359	63	34	14	103	—	—	7709
1155	121	305	1	2986	2638	7	30107	205	114	13	49	1	—	10027
1404	123	325	—	2485	2485	7	31056	197	55	23	51	20	—	12113




TABLE 61

Summary of Original Inspections, &c., made during 1922 and in Fifteen preceding Years, 1907-1921.

YEAR.	COMPLAINTS (including houses in which deaths have occurred).			HOUSE TO HOUSE.			INFECTIOUS DISEASES.			FACTORIES, WORKSHOPS AND WORKPLACES, &c.	
	Number of Inspections made.	Number of drains tested.	Number of Reinspections made.	Number of Inspections made.	Number of drains tested.	Number of Reinspections made.	Number of Inspections made.	Number of drains tested.	Number of Reinspections made.	Number of Inspections made.	Number of Reinspections made.
1922 ...	7650	376	22843	7435	145	20190	3927	1696	6165	6308	3558
1907 ...	10029	5362	26956	12991	6855	34112	2030	2030	3532	6615	6174
1908 ...	13099	4871	26506	11324	3718	30530	1550	1550	2285	6614	7113
1909 ...	14954	3595	25370	11426	2943	26389	1507	1507	2087	5002	4846
1910 ...	16557	2350	29051	7729	1338	22182	1269	1269	1628	5066	4915
1911 ...	14325	1827	30052	9825	1561	24277	1878	1878	2261	5491	4783
1912 ...	13437	2425	29128	10234	2354	24476	1822	1822	2053	6133	5432
1913 ...	14225	2046	29278	9921	2125	21372	2399	2399	2778	6451	4773
1914 ...	13678	1732	28512	7913	1954	19808	2626	2626	3589	6114	4532
1915 ...	11776	1102	23691	7245	1325	20025	2077	2077	2717	5762	3822
1916 ...	8326	388	18394	6905	580	16363	1571	718	1894	5528	3538
1917 ...	7225	203	18499	6994	85	18494	1678	599	2538	5016	4044
1918 ...	9101	238	26251	7361	58	23762	1942	673	3866	5355	4515
1919 ...	8272	296	24165	7605	87	25271	1787	825	3078	5300	3896
1920 ...	8932	301	27876	8582	141	27388	1803	1033	2901	5044	3212
1921 ...	8648	752	24638	8517	409	27494	2175	1821	3703	6105	3984

The following work of supervision was carried out by Mr. Nicholson during the year:—

MILKSELLERS.

From January 1st to August 31st, 1922, 54 new names were added and 27 were removed from the Register. The total number of Milk-sellers on the Register actually selling milk during this period was 303.

The sale of milk was discontinued at 6 premises, and the business of milk-seller was newly started in 30 instances.

From September 1st, 1922, until the end of the year under the Milk and Dairies (Amendment) Act, 1922, 266 persons and 255 premises have been entered in the Register of Retail Milk-sellers, and during the same period 2 names were removed.

38 persons and 37 premises were entered in the Wholesale Register.

1,644 inspections of the various milkshops were made. The following nuisances were discovered, in respect to which 54 intimation and 5 statutory notices were served:—

Dirty milkshops	17 cases
Dirty milkstores	10 cases
Dirty floors	22 cases
Defective floors	8 cases
Defective ceiling	1 case
Defective roof	1 case
Defective paving	1 case
Milk improperly stored	1 case
Other insanitary conditions	12 cases
Total ...			<u>73 cases</u>

All the above nuisances were remedied.

NOXIOUS TRADES.

There are two premises in the Borough upon which noxious businesses or trades are carried on.

The following are the premises:—

Situation of Premises.	Description of Business.	Name of Occupiers.
24 and 25, Great Suffolk Street	Tripe boilers ...	J. Martin
5, Hatfield Street	Fat melters ...	J. Ewen & Son

The Inspector made 6 inspections of these premises during the year. No nuisance was discovered.

The periodical process of limewashing and cleansing was duly carried out.

COWSHEDS.

Three inspections of old Cowsheds were made. No cows were being kept on visit.

BAKEHOUSES.

During the year 579 inspections were made of the various bakehouses.

The following defects were discovered by the Inspector, who found it necessary to serve 81 intimation and 13 statutory notices in order to obtain the abatement of the nuisances complained of:—

Dirty utensils	69 cases
Dirty ceilings	32 „
Dirty walls	32 „
Dirty floors	21 „
Food or flour store dirty	16 „
Oven front dirty	2 „
Defective walls	3 „
Defective floors	3 „
Defective roofs	6 „
Defective ceilings	3 „
Defective troughs	8 „
Animals in bakehouse	4 „
Unregistered bakehouse...	1 case
Damp walls	3 cases
Defective windows	2 „
Other insanitary conditions	26 „
Total				231 cases

All the above-mentioned nuisances were remedied.

Each bakehouse was limewashed or the walls washed as required.

Certificates have been granted during the year to the undermentioned bakehouses:—

ABOVE GROUND BAKEHOUSES.

386, Walworth Road. 176, East Street.
61, Westmoreland Road.

UNDERGROUND BAKEHOUSES.

34, Portland Street. 42, New Kent Road.
119, Walworth Road. 68, Alvey Street.

FACTORY BAKEHOUSE.

61, Webber Street.

11, Stamford Street.

195/201, Union Street.

BUTTER AND MARGARINE FACTORIES.

One inspection of these premises was made. No nuisance was discovered.

SLAUGHTERHOUSES.

The supervision of the various Slaughterhouses was carried out during the year by Mr. Fisher.

There are five licensed Slaughterhouses in the Borough. The following are the premises and the licensees:—

Situation of Premises.	Name of Licensee.
129, Hillingdon Street ...	Frederick George Jacques
3, Lucas Road ...	Frederick Ludwig Hetzel
70, Union Road ...	Sidney John Waghorn
244, Walworth Road ...	Arthur Chalk and John Salter Cox
283-5, Walworth Road ...	William Charles Brady

50 inspections were made during the year. The following nuisance was discovered, in respect to which 1 intimation notice was served:—

Want of cleanliness	1 case.
---------------------	-----	-----	---------

The above nuisance was remedied.

SALE OF FOOD AND DRUGS ACTS.

During the year ending 30th December, 1922, 1,505 "official" samples were taken by the Inspector.

The following Table shows the localities in which these samples were taken:—

TABLE 62.

Showing the number of samples taken in each Ward of the Borough during the year.

	St. Mary's Ward.	St. Paul's Ward.	St. Peter's Ward.	St. John's Ward.	Trinity Ward.	All Saints' Ward.	St. Michael's Ward.	St. Jude's Ward.	St. George's Ward.	Christchurch Ward.	St. Saviour's Ward.	Total.
Number of Samples taken	162	134	150	169	141	162	124	135	164	82	82	1505

68 of these samples were certified as adulterated, a percentage of 4.5. Compared with the percentage for the previous year a decrease of 2.1 is shown.

Particulars of the samples taken together with the results of the analyses are given in table 66.

POLICE COURT PROCEEDINGS TAKEN UNDER THE FOOD AND DRUGS ACTS.

24 summonses were taken out during the year 1922. The following table shows the number of summonses in each ward:—

TABLE 63.

**Showing the Wards in which proceedings were taken under the
Food and Drugs Act.**

	St. Mary's Ward.	St. Paul's Ward.	St. Peter's Ward.	St. John's Ward.	Trinity Ward.	All Saints' Ward.	St. Michael's Ward.	St. Jude's Ward.	St. George's Ward.	Christchurch Ward.	St. Saviour's Ward.	Total.
Number of Summonses taken out	2	5	2	4	3	2	—	5	1	—	—	24

The proceedings taken before the Magistrates resulted as follows:—

	Summonses.
Convictions obtained on	12
Withdrawn (duplicates)	1
Dismissed on warranties	2
Dismissed on payment of costs	9
Total	24

INFORMAL SAMPLES.

In addition to the samples taken under the Food and Drugs Acts as shown in table 66, 477 samples were purchased informally by the Inspector through his several agents. The whole of these samples were submitted to the Public Analyst for analysis, with the following result:—

TABLE 64.

Article.	No. of samples purchased by Agents.	Result of Analysis.		Percentage of adulterated samples.
		Genuine.	Adulterated.	
Butter ...	225	224	1	0.4
Milk ...	127	98	29	22.8
Unstamped Margarine	74	73	1	1.4
Golden Syrup ...	39	30	9	23.1
Vinegar ...	11	11	—	—
Dripping...	1	1	—	—
Total ...	477	437	40	8.4

PUBLIC HEALTH (MILK AND CREAM) REGULATIONS, 1912.

No sample of Cream or Preserved Cream was taken by the Inspector during the year.

SALE OF FOOD ORDER, 1921.

These samples are included in Table 66.

TABLE 65.

Article.	Number of Samples Purchased.	Result of Analysis.		Percentage of adulterated samples.
		Genuine.	Adulterated.	
Jams (various) ...	6	5	1	16.7
Margarine ...	3	3	—	—
Lard ...	1	1	—	—
Dripping ...	2	2	—	—
Milk ...	6	6	—	—
Total ...	18	17	1	5.6

FOOD AND DRUGS ACTS.

TABLE 66.

Return of Official Samples for the Year ending 30th December, 1922, showing the number taken, and the percentage of adulterated Samples for each quarter and for the year.

Article.	1st Quarter.				2nd Quarter.				3rd Quarter.				4th Quarter.				Whole Year.			
	Number of Samples taken.	Genuine.	Adulterated.	Percentage of Adulterated Samples.	Number of Samples taken.	Genuine.	Adulterated.	Percentage of Adulterated Samples.	Number of Samples taken.	Genuine.	Adulterated.	Percentage of Adulterated Samples.	Number of Samples taken.	Genuine.	Adulterated.	Percentage of Adulterated Samples.	Number of Samples taken.	Genuine.	Adulterated.	Percentage of Adulterated Samples.
Milk ...	145	137	8	5.5	123	120	3	2.4	92	85	7	7.6	156	149	7	4.5	516	491	25	4.8
Skimmed Milk ...	1	1	1	1
Tea ...	8	8	16	16	5	5	13	13	42	42
Tea Siftings	1	1	1	1
Coffee ...	2	2	2	2	1	1	5	5	10	10
Coffee and Chicory ...	1	1	2	2	3	3
French Coffee ...	2	2	1	1	1	1	4	4
Cocoa ...	9	9	10	10	2	2	20	20	41	41
Cocoa Essence ...	1	1	1	1	2	2
Sugar ...	14	14	17	17	9	9	14	14	54	54
Butter ...	20	20	33	33	19	19	32	32	104	104
Margarine ...	26	25	1	3.8	33	31	2	6.1	24	22	2	8.3	40	35	5	12.5	123	113	10*	8.1
Dripping ...	8	8	15	15	8	8	9	9	40	40
Lard ...	10	10	15	15	10	10	16	16	51	51
Beef Suet	1	...	1	100.0	1	...	1	100.0
Beef Suet and Flour	3	3	3	3
Beef Suet and Rice Flour ...	3	3	4	4	1	1	7	7
Shredded Suet	1	1
Cheese ...	4	4	8	8	1	1	6	6	19	19
Dutch Cheese ...	3	3	3	3	1	1	2	2	9	9
Self-raising Flour ...	13	13	14	14	8	8	14	14	49	49
Pea Soup Flour ...	1	1	3	3	3	3	7	7
Pea Flour ...	2	2	4	4	6	6
Cornflour ...	3	3	5	5	4	4	7	7	19	19
Cake Flour	1	1	1	1	2	2
Bun Flour ...	1	1	1	1	2	2
Rice ...	2	2	3	3	2	2	7	7
Flaked Rice ...	3	3	1	1	1	1	5	5
Ground Rice ...	3	3	6	6	5	4	1	20.0	14	13	1	7.1
Tapioca ...	9	9	8	8	6	6	10	10	33	33
Tapioca Siftings	1	1	1	1	2	2
Oatmeal ...	9	9	6	6	4	4	9	9	28	28
Semolina	3	3	1	1	4	4
Sago	4	3	1	25.0	2	2	6	5	1	16.7
Pearl Barley ...	5	5	2	2	4	4	4	4	15	15
Arrowroot ...	1	1	1	1	1	1	3	3	6	6
Rolled Oats ...	3	3	2	2	1	1	2	2	8	8
Crushed Linseed ...	2	2	5	5	1	1	1	1	9	9
Carried forward...	314	305	9	—	347	340	7	—	213½	204	9	—	380	367	13	—	1254	1216	38	—

* These 10 samples consisted of genuine margarine, sold in unmarked wrappers.




TABLE 66—continued.

Article.	1st Quarter.				2nd Quarter.				3rd Quarter.				4th Quarter.				Whole Year.			
	Number of Samples taken.	Genuine.	Adulterated.	Percentage of Adulterated Samples.	Number of Samples taken.	Genuine.	Adulterated.	Percentage of Adulterated Samples.	Number of Samples taken.	Genuine.	Adulterated.	Percentage of Adulterated Samples.	Number of Samples taken.	Genuine.	Adulterated.	Percentage of Adulterated Samples.	Number of Samples taken.	Genuine.	Adulterated.	Percentage of Adulterated Samples.
Brought forward .	314	305	9	—	347	340	7	—	213	204	9	—	380	367	13	—	1254	1216	38	—
Caraway Seeds	1	1	1	1
Mixed Spice ...	2	2	1	1	3	3
Ground Ginger	1	1	1	1	2	2
Ginger Pieces	1	1	1	1
Desiccated Coconut ...	4	4	1	1	1	1	6	6
Lemonade Crystals	2	2	2	2
Jelly Crystals ...	2	2	1	1	1	1	4	4
Jelly Cuttings	1	1	1	1
Table Jelly ...	1	1	1	1	1	1	3	3
Strawberry Jelly	1	1	1	1
Milk Pudding	1	1	1	1
Cream Custard ...	1	1	12	12	1	1
Custard Powder ...	4	4	6	6	10	10	12	12	32	32
Blanc-Mange Powder	1	1	1	1	2	2
Lemonade Powder	3	3	1	1	4	4
Raspberry Powder	1	1	1	1
Curry Powder ...	1	1	1	1	1	1	3	3
Soup Powder ...	1	1	1	1	2	2
Desiccated Soup	1	1	1	1	2	2
Ox Tail Soup ...	1	1	1	1	1	1	3	3
Tomato Soup	1	1	1	1
Gravy Salt	1	1	2	2	3	3
Thick Gravy ...	1	1	1	1	2	2
Bisto	1	1	1	1	2	2
Mince meat ...	1	1	1	1
Black Pudding ...	1	1	1	1
Mustard ...	3	3	7	7	1	1	7	7	18	18
Mustard Condiment	2	2	2	2
Salt ...	3	3	1	1	1	1	5	5
Pepper ...	3	3	3	3	6	6
White Pepper	1	1	1	1
Cakeoma ...	1	1	1	1
Currant Cake	2	2	2	2
Fruit Cake ...	3	2	1	33.3	4	2	2	50.0	1	...	1	100.0	8	4	4	50.0
Iced Cake	2	2	2	2
Plain Cake	1	1	2	...	2	100.0	3	3	6	4	2	33.3
Sponge Cake	1	1	3	2	1	33.3	2	2	6	5	1	16.7
Jam Sandwich ...	2	2	2	2	1	1	3	2	1	33.3	8	7	1	12.5
Carried forward	349	339	10	—	380	373	7	—	245	231	14	—	430	415	15	—	1404	1358	46	—




TABLE 66—continued.

Article.	1st Quarter.				2nd Quarter.				3rd Quarter.				4th Quarter.				Whole Year.			
	Number of Samples taken.	Genuine.	Adulterated.	Percentage of Adulterated Samples.	Number of Samples taken.	Genuine.	Adulterated.	Percentage of Adulterated Samples.	Number of Samples taken.	Genuine.	Adulterated.	Percentage of Adulterated Samples.	Number of Samples taken.	Genuine.	Adulterated.	Percentage of Adulterated Samples.	Number of Samples taken.	Genuine.	Adulterated.	Percentage of Adulterated Samples.
Brought forward ...	349	339	10	—	380	373	7	—	245	231	14	—	430	415	15	—	1404	1358	46	—
Swiss Roll ...	1	1	3	1	2	66.7	4	2	2	50.0
Golden Syrup ...	4	...	4	100.0	1	...	1	100.0	5	...	5	100.0
Blackberry & Apple Jam...	1	1	1	1
Mixed Fruit Jam ...	1	1	1	1
Raspberry Jam ...	1	1	1	1
Red Currant Jam ...	1	...	1	100.0	1	1	...	1	100.0
Red Plum Jam ...	2	2	2	2
Strawberry Jam ...	1	1	1	1
Strawberry & Gooseberry Jam ...	1	1	1	1
Sherbet	3	3	3	3
Sweets	1	1	1	1
Chocolates and Sweets...	12	12	12	12
Alum ...	1	1	1	1
Bicarbonate of Soda	1	1	1	1	2	2
Boracic Powder ...	1	1	1	1	2	2
Borax ...	1	...	1	100.0	1	...	1	100.0	1	1	3	1	2	66.7
Camphorated Oil ...	1	1	1	1
Castor Oil ...	1	1	1	1
Citrate of Magnesia	1	1	1	1	2	2
Epsom Salts ...	1	1	1	1	1	1	3	3
Flour of Sulphur ...	1	1	1	1
Fullers Earth	1	1	1	1	2	2
Glauber Salts ...	1	1	1	1	1	1	3	3
Glycerine ...	1	1	1	1
Linseed Oil...	1	1	1	1
Liquorice Powder ...	1	1	1	1
Oil of Eucalyptus ...	1	1	1	1
Olive Oil ...	1	1	1	1
Saltpetre	1	1	1	1
Sulphate of Quinine ...	2	2	2	2
Bloater Paste	1	1	1	1
Fish Paste ...	1	...	1	100.0	1	...	1	100.0	1	...	1	100.0	2	1	1	50.0	5	1	4	80.0
Brawn ...	3	...	3	100.0	2	2	1	33.3	1	1	4	4	11	7	4	36.4
Breakfast Sausage ...	1	...	1	100.0	2	1	1	50.0	4	2	2	50.0	3	3	10	6	4	40.0
Corned Beef ...	3	3	1	1	4	4	3	3	11	11
Sausages	1	1	1	1
Total	397	376	21	5.3	397	383	14	3.5	262	245	17	6.5	449	433	16	3.6	1505	1437	68	4.5




TABLE 67.

SALE OF FOOD AND DRUGS AND OTHER ACTS.
PROCEEDINGS TAKEN, WITH THE RESULTS.

Name and Address of Vendor.	Sample and Number.	Result of Analysis.	Result of Proceedings.
Fred Constable, 1, Elsted street	Golden Syrup 1220	70 per cent. glucose syrup	Ordered to pay £1 1/- costs
Benedetto Panzeri, 225, Borough High st.	Milk 1295	6 per cent. abstraction of milk fat	Ordered to pay £1 1/- costs
Beatrice Watkins, 124, East street	Milk 1305	15.5 per cent. added water	Fined £4 and £2 2/- costs
Henry Terry, 151, Brook street	Golden Syrup 1342	75 per cent. glucose syrup	Ordered to pay £2 2/- costs
Richard Jones, 112, Chatteris square	Milk 1379	8.2 per cent. added water	Dismissed on warranty
Aaron Sandowsky, 86, Deacon street	Golden Syrup 1428	75 per cent. glucose syrup	Fined £5 and £2 2/- costs
Walton, Hassell & Port, 202, Walworth road	Golden Syrup 1489	75 per cent. glucose syrup	Ordered to pay £1 1/- costs
Laura Shulver, 202, Walworth road	Golden Syrup 1489	75 per cent. glucose syrup	Cost of summons included in the above case
John Evans, 102, Lancaster street	Margarine 1520	Sold in an unmarked wrapper	Fined £1 and 15/6 costs
Edward Walls, 11, Trinity street	Milk 49	15 per cent. abstraction of milk fat	Fined £3 3/- and £2 2/- costs
Frederick Coughtrey, 79a, Grosvenor terrace	Golden Syrup 146	75 per cent. glucose syrup	Fined £1 and £1 1/- costs

Name and Address of Vendor.	Sample and Number.	Result of Analysis.	Result of Proceedings.
Louisa Colby, 206, Trafalgar street	Margarine 147	Sold in an unmarked wrapper	Fined £2 and £1 1/- costs
Charles Stern, 22, London road	Beef Suet 167	20 per cent. rice flour	Ordered to pay £1 1/- costs
Harold Heath, 67, Rodney road	Borax 298	9 per cent. sodium bicarbonate	Ordered to pay 12/6 costs
Evan Davies, 52, Darwin street	Margarine 301	Margarine exposed in shop unlabelled	Ordered to pay £1/1/0 costs
Priscella, Harrison, 208, New Kent road	Milk 421	8.2 per cent. added water	Dismissed on payment of £2/2/0 costs
William Shuffill, 33, Horsman Street	Margarine 446	Sold in an unmarked wrapper	Fined £2 and £2/2/0 costs
Benjamin Jones, 17, Sutherland square	Milk 609	8.3 per cent. added water	Dismissed on warranty
Charles Woolley, 67, Hayles street	Margarine 623	Sold in an unmarked wrapper	Ordered to pay £1/1/0 costs
Philip Tankelson, 48, Deacon street	Milk 710	17 per cent. abstraction of milk fat	Fined £3/3/0 costs
Thomas Woodward, 2, Harper street	Margarine 744	Sold in an unmarked wrapper	Fined 17/6 costs
Emma Houghton, 10, Avenue road	Margarine 805	Sold in an unmarked wrapper	Fined £1 and £1/1/0 costs
Frederick Houghton, 10, Avenue road	Margarine 805	Sold in an unmarked wrapper	Fined £1 and £1/1/0 costs
George Cooke, 57, West square	Margarine 806	Sold in an unmarked wrapper	Fined £1 costs

PUBLIC HEALTH OFFICE.
TOWN HALL, SOUTHWARK.

GEORGE B. MILLSON,
Medical Officer of Health.

APPENDIX.

Borough of Southwark



ANNUAL REPORT

OF THE

Tuberculosis Medical Officer

FOR THE

YEAR 1922.

HORACE WILSON,

M.D., B.S., D.P.H., M.R.C.S., L.R.C.P.,

*Tuberculosis Medical Officer and
Assistant Medical Officer of Health.*

BOROUGH OF SOUTHWARK.

SOUTHWARK TUBERCULOSIS DISPENSARY,

82-84, NEWINGTON CAUSEWAY, S.E.

*To the Mayor, Aldermen and Councillors of the
Borough of Southwark.*

SIR AND GENTLEMEN,

During the year 1922 the dispensary has been continuously busy and the results have been very satisfactory, the death-rate from pulmonary tuberculosis having diminished when compared with the previous year, in spite of an epidemic of influenza, which is always followed by an increase in the number of cases of tuberculosis. The new cases notified were slightly in excess of the previous year, but this denotes that they are being brought to light in greater numbers and that the practitioners are more particular as to notification rather than that there is any actual increase in the disease.

Since the adoption of the dispensary scheme in Southwark there has been a steady decline in the deaths from the disease, as shown in the subjoined table:—

1914.	1915.	1916.	1917.	1918.	1919.	1920.	1921.	1922.
330	388	391	392	381	311	243	262	249

The above result may be largely attributed to the detection of early cases, the advice and instruction given by the staff of the dispensary as to the avoidance of infection and disposal of sputum, the disinfection and stripping of infected rooms and the improvements effected by the visiting staff in the homes of the patients. The preventive side of the work in checking the spread of infection is more important than the curative, for taking the general length of the phthisical patient's life as five or six years, any case prevented in any given year means a lower death-rate five years later, thus a steady decline in the death-rate would naturally follow. With preventive measures we may also class sanatorium treatment, for though a short residence in sanatorium may mean a temporary

check to the disease it rarely means a cure, and its chief value is purely educational.

During the year arrangements have been made for the X-ray investigation of doubtful cases with Guy's Hospital, for the dental treatment of cases requiring it and for the induction of artificial pneumothorax, a fairly recent method of treatment which in suitable cases has yielded promising results. There are also facilities for utilising the Finsen Light treatment for tuberculosis of the skin.

We have had four shelters in constant use and have ten beds on loan to patients to separate the members of a family where there is overcrowding and insufficient money for the patient to purchase a new bed.

Leaflets of simple instructions are given to each patient, and 120 sputum flasks have been supplied for out-door use.

The Care Committee has done much arduous and useful work on the social side of the question, assisting the patients with temporary help, clothing and nourishment, assessing the necessary payments, making arrangements for domestic affairs to be attended to during a patient's absence, and in every way possible—considering it has no fund on which to draw—trying to alleviate the family difficulties caused by the occurrence of the disease.

In accordance with the instructions issued by the Ministry of Health more cases have been referred to panel practitioners for domiciliary treatment, and fewer attendances of old cases have been registered at the dispensary in consequence. The domiciliary cases, however, are not lost sight of, but are periodically examined as to their progress and condition and in other cases the panel practitioners render periodical reports on the patient's progress.

During the year much needed additional facilities for the treatment of advanced cases have been added; this was badly wanted to take the more infectious cases from our midst, and is a further step forward in preventive treatment. There is also less reluctance on the part of the relatives than formerly to allow advanced cases to be removed to an institution within reasonable distance of their homes. In the present condition of the housing question the fight against tuberculosis is rendered most difficult, for overcrowding is a big problem—the families are too large for the accommodation they have got and other quarters are impossible to obtain. In many cases we find that the patients have

lived several years in one tenement and that their families have naturally increased without them being able to get more roomy accommodation. Again, if a member of a family is known to have contracted consumption there is a natural reluctance to letting rooms to that family on account of infecting clean rooms and the necessary spraying and disinfection at intervals, with stripping of walls on the removal of a case. Consequently it is doubly difficult in a case of overcrowding to find other dwellings for a family.

It is, under the circumstances, satisfactory to note a decline in the amount of tuberculosis in the Borough.

I append tables giving statistics of the work done during the past year.

I am, Sir and Gentlemen,

Your obedient Servant,

HORACE WILSON,

Tuberculosis Officer.

TABLE A.

Total number of persons examined for the first time, 1,249:—

Insured Persons	...	496	Males	...	333
			Females	...	163
Non-Insured Persons	...	753	Males	...	25
			Females	...	185
			Children	...	543
Total	<u>1,249</u>

TABLE B.

Patients found to be suffering from Pulmonary Tuberculosis, 273:—

Insured Persons	...	184	Males	...	136
			Females	...	48
Non-Insured Persons	...	89	Males	...	15
			Females	...	39
			Children	...	35
Total	<u>273</u>

TABLE C.

Patients suffering from Non-Pulmonary Tuberculosis, 61:—

Insured Persons	...	8	Males	...	4
			Females	...	4
Non-Insured Persons	...	53	Males	...	—
			Females	...	5
			Children	...	48
Total	<u>61</u>

TABLE D.

Cases (including contacts) found Non-Tuberculous, 954:—

Insured Persons	...	302	Males	...	228
			Females	...	74
Non-Insured Persons	...	652	Males	...	2
			Females	...	181
			Children	...	469
Total	<u>954</u>

TABLE E.

Total attendances of patients:—

Insured Persons	3,414
Non-Insured Persons	2,222
Total	<u>5,636</u>

TABLE F.

Number of examinations of patients:—

Insured Persons	1,090
Non-Insured Persons	1,016
Total	<u>2,106</u>

TABLE G.

The following cases were recommended to the London County Council for treatment (Insured Persons):—

Sanatorium	102
Hospital	48
Home for Advanced Cases	12
Domiciliary	—
Farm Colony	1
Open Air Colony	1
Convalescent Home	1
Dispensary	2
Total	<u>167</u>

TABLE H.

The recommendations to the County Council for Institutional treatment were as follows (Non-insured Persons):—

Sanatorium...	74
Hospital	23
Open Air School	2
Country and Convalescent Homes	2
Home for Advanced Cases	6
Total	<u>107</u>

TABLE I.

The Nurses visited the homes of the following cases and advised the patients on the questions of environment and preventive measures:—

Insured Persons	1,793
Non-Insured Persons	1,529
Total	<u>3,322</u>

TABLE J.

Patients discharged during the year :—

	Insured.	Non-Insured.
Cured	2	20
Arrested	17	13
Improved	20	13
"In statu quo"	17	13
Moved away	7	10
Transferred to other districts.	13	6
Ceased attending	7	4
Transferred to Domiciliary treatment	28	6
Transferred to Institutions	4	4
Non-Tubercular	81	293
Open Air School	—	7
Totals	196	389

TABLE K.

Statistics of cases dealt with by the Tuberculosis Care Committee—

CHILDREN—

New Cases...	70
Sent to Sanatoriums or Hospitals by L.C.C. ...			65
Do. do. do. I.C.A.A....			7
Referred to Poor Law	3
Died	4
Reports on progress of patients	205

ADULTS—

New Cases...	76
Sent to Sanatorium or Hospital by L.C.C. ...			60
Referred to Poor Law	2
Died	4
Visits for Hospitals	19

TABLE L.

Death-rate from Pulmonary Tuberculosis for Southwark compared with the year 1921 :—

1921. Southwark	1.42 per 1000
1922. Southwark	1.33 per 1000

TABLE M.

Notification of fresh cases of Pulmonary Tuberculosis :—

1912	1913	1914	1915	1916	1917	1918	1919	1920	1921	1922
911	775	653	634	639	685	579	494	415	430	444

TABLE N.

Deaths from Pulmonary Tuberculosis :—

1912	1913	1914	1915	1916	1917	1918	1919	1920	1921	1922
345	359	330	388	391	392	381	311	243	262	249

TABLE O.

Cases referred to Hospitals :—

	Insured.	Non-insured.
Infirmery ...	2	—
St. Thomas's ...	1	3
Guy's Hospital ...	3	2
King's College Hospital	1	—
St. Bartholomew's Hosp.	1	—
St. George's Hospital ...	1	—
City Road Hospital ...	1	—
Totals ...	10	5

TABLE P.

Sexes of new cases of Pulmonary Tuberculosis :—

Males ...	162
Females ...	111
	273

TABLE Q.

Patients still attending the Dispensary on December 31st, 1922 ...

593

TABLE R.

Sources of cases:—

			Insured.		Non-insured
Doctors	95	...	30
Hospitals	30	...	42
School Medical Officer	—	...	2
War Pensions	30	...	1
Patients	—	...	2
Nurses	2	...	7
Contacts	5	...	7
Returned from Institutions	5	...	7
Returned from Sanatoriums	7	...	20
Invalid Children's Aid Society	—	...	5
Care Committee	—	...	1
London County Council	4	...	5
Transferred from other Dis-					
pensaries	5	...	1
Guardians	—	...	1
Own Account	6	...	10
Infant Welfare	1	...	2
Councillors	1	...	—
			—		—
Totals	191	..	143
			==		==

TABLE S.

Contacts examined:—

Found Tuberculous...	6
Found Non-Tuberculous	580
			—
Total	586
			==

TABLE 1.

Sources of cases:—			
Doctors	30	95	...
Hospitals	42	30	...
School Medical Officer	2	—	...
War Tensions	1	30	...
Patients	2	77	...
Nurses	7	2	...
Contacts	7	5	...
Returned from hospitals	7	5	...
Returned from Sanatorium	20	7	...
Invalld Children's Aid Society	3	—	...
Care Committee	1	—	...
London County Council	5	4	...
Transferred from other hospitals	1	5	...
Patients	1	—	...
Garillans	1	—	...
Own Account	10	—	...
Infant Welfare	2	—	...
Councillors	—	—	...
Totals	143	191	...



TABLE 2.

Contacts examined:—			
Found Tuberculous	8
Found Non-Tuberculous	580
Total	588