

[Report of the Medical Officer of Health for Southwark, Borough of].

Contributors

Southwark (London, England). Metropolitan Borough.
Millson, George B.

Publication/Creation

[1910?]

Persistent URL

<https://wellcomecollection.org/works/cae6xedm>

License and attribution

You have permission to make copies of this work under a Creative Commons, Attribution, Non-commercial license.

Non-commercial use includes private study, academic research, teaching, and other activities that are not primarily intended for, or directed towards, commercial advantage or private monetary compensation. See the Legal Code for further information.

Image source should be attributed as specified in the full catalogue record. If no source is given the image should be attributed to Wellcome Collection.



Wellcome Collection
183 Euston Road
London NW1 2BE UK
T +44 (0)20 7611 8722
E library@wellcomecollection.org
<https://wellcomecollection.org>

Borough of Southwark.



ANNUAL REPORT

OF THE

Medical Officer of Health,

FOR THE

YEAR 1909.

G B. MILLSON,

Medical Officer of Health.



BOROUGH OF SOUTHWARK.

PUBLIC HEALTH OFFICE,

TOWN HALL, WALWORTH ROAD.

SIR AND GENTLEMEN,

I have the honour of submitting for your consideration my Twenty-Third Annual Report, which deals with the vital statistics and general sanitary work of the Borough for the year 1909.

The death-rate is much the same as last year, and the regular decline in the birth-rate continues.

There has been an extremely small amount of notifiable disease, and of infectious disease generally, during the year. There were five cases of Cerebro-Spinal Fever notified, with three deaths.

I am glad to be able to report that the year has been a healthy one, and that the Infant Mortality was never so low, the rate being 119 per 1000 births. We are certainly making good progress in the lowering of this Infant rate.

All the important matters of sanitation have been during the year pushed forward. Infants from birth have been visited and the homes examined.

The Staff has done excellent work.

I have again to thank the Council and the Public Health Committee for their courtesy and support.

I have the honour to be,

Your obedient servant,

G. B. MILLSON,

Medical Officer of Health.

*To the Mayor, Aldermen and Councillors
of the Borough of Southwark.*

TABLE OF CONTENTS.

	PAGE.
Summary of statistics	5
Population of Borough	6-7
Ward distribution and persons per acre...	8
Births	8-9
Birth-rates for the last nineteen years for the three divisions of the Borough	9
Births, Birth-rates and Zymotic rates in the Wards	10
Deaths	11
Number registered	11
In outlying districts	11-14
Death-rates for the last nineteen years for the three divisions of the Borough	15
Death-rates in the several wards for the last fifteen years	16
Plan shewing death-rates in wards	17
Deaths in public institutions in the Borough	18
Births and deaths registered in the sub-districts	19-20
Vital statistics for whole district	21
Deaths from the various classes of disease in Sanitary Area for 1909 ...	22-25
Deaths from all causes in Sanitary Area for nine years, 1901-9 ...	26-29
Vaccination	30
Infantile Mortality	30
Infantile Mortality (under 1 year) for the wards and for the Borough ...	31-42
Cases of infectious diseases notified with ages and number removed, in wards...	43
Vital statistics for separate localities	44-45
Cases of infectious diseases occurring in the several wards	46
Deaths from principal zymotic diseases	47
Deaths in the several wards with the ages and death-rate in each ward ...	48
Cases of infectious diseases notified weekly	49
Analysis of cases treated in hospitals and at home for the last seventeen years...	50-51
Analysis of sickness and mortality statistics in London during 1909 ...	52-53
Zymotic mortality, showing the localities where the deaths occurred ...	54
Small pox	55
Mortality for ten years	55
Scarlet fever deaths	55
Number of cases notified in Southwark and in London	56
Percentage of cases removed to hospital	56
Mortality for the last ten years	56
Diphtheria deaths	56-57
Number of cases notified in Southwark and in London	57
Mortality for the last ten years	57
Percentage of cases removed to hospital... ..	57



	PAGE.
Enteric fever deaths	57
Number of cases notified	58
Mortality for the last ten years	58
Percentage of cases removed to hospital... ..	58
Diarrhæa deaths	58-59
Mortality for the last ten years	59
Typhus fever	59
Measles	59
Mortality for ten years	59
Cases notified from Schools	59
Whooping cough	59
Mortality for ten years	60
Cases notified from Schools	60
Cerebro-Spinal Fever	60
Chicken-Pox: Cases notified from Schools	60
Phthisis: Cases notified and procedure	60-61
Mortality rates, 1901-9	61
Age groups of cases notified	62
Provision of Sanatoria	63-65
Summary of action taken during 1909	65
Bacteriological specimens examined	65
Reception House: return of families accommodated	66-67
Disinfection	68
After Infectious Disease—Locality of rooms disinfected	68
Ditto stripped	68
Bedding disinfected and destroyed	69
After Phthisis—Locality of rooms sprayed	69
Ditto stripped	69
Cleansing of Verminous Persons... ..	70
Number cleansed during 1909, and schools attended by children	71-72
Verminous rooms and contents cleansed	73
Verminous bedding, &c., treated	74
Verminous rooms stripped	74
Special Disinfection carried out	75
Mortuaries	75
Miscellaneous nuisances dealt with in relation to the wards	76-83
Houses let in lodgings—Number placed on and removed from Register in 1909	84
Localities (wards)	85
Sanitary works carried out	86-87
Ice Creams, Number of inspections of premises	88
Eating Houses, Number of inspections, &c.	89

	PAGE.
Inspection of food—Quantity and Description examined ...	90-92
Quantity examined at wharves, &c. ...	93-96
Unsound Food destroyed ...	97-99
Samples taken and number unsound ...	100
Inspections of wharves, markets, &c. ...	101
Unsound Food, Seizures and Prosecutions ...	102
Customs and Inland Revenue Act, Certificates granted ...	103
Water Supply in tenemented houses ...	103
Appeal Case—18, Olney Street : Griffiths v. Weatheritt ...	104
Water Certificates granted under Section 48 ...	105
Black Smoke Nuisances ...	106
Report made to Public Health Committee ...	106-110
Complaints received at Office ...	110
Number of observations made, and action taken ...	111
Number of complaints received, &c., for nine years ...	112
Inspections of women's workshops, &c. ...	113
Factories and workshops, Inspections, &c., in wards ...	114-115
Summary of inspections made, defects found and remedied, &c. ...	116
Home Work—Outworkers ...	117
Registered Workshops, &c. ...	118
Public Health Act, summonses taken out and results ...	119-120
Particulars of proceedings taken ...	121-134
Summary of inspections and reinspections during 1909 and five preceding years ...	135
Ditto ditto in wards for 1909 ...	136-137
Summary of sanitary works completed during 1909 in wards ...	138-139
Ditto ditto ditto and 5 preceding years ...	140-141
Report on the condition of Artizans' Dwellings, Boyfield Street ...	142-143
Ditto the Houses in Steedman Court ...	143-144
Tabard Street Area ...	145
Ditto Representation to London County Council ...	145-159
Resignation of Mr. Long, Chief Sanitary Inspector, and the appointment of a successor ...	160-164
Milksellers... ...	165
Slaughterhouses ...	165-166
Noxious Trades ...	166-167
Cowsheds ...	167
Bakehouses ...	168
Food and Drugs Acts, Number of samples taken ...	169
Table giving number and description of samples with adulteration ...	170-175
Summonses taken out and results ...	176
Particulars of proceedings taken ...	177-184

SUMMARY OF STATISTICS.

Estimated population at the middle of 1909	211,125
Total Births in 1909	5,969
Total Deaths in 1909	3,528
Birth Rate for London, 1909	24·3
Do. Southwark, 1909	28·3
Death Rate for London, 1909	14·0
Do. Southwark, 1909	16·7

Total cases of Infectious Disease notified in 1909—

Small-pox.	Scarlet Fever.	Enteric Fever.	Diphtheria.	Erysipelas.	Puerperal Fever.	Membranous Croup.	Continued Fever.	Cerebro-Spinal Fever.	Phthisis.	Total.
2	590	35	254	224	6	2	1	5	644	1763

Deaths in the Sanitary Area from the principal Zymotic Diseases, compared with London as a whole.

Total excluding Phthisis.	Small Pox.	Measles.	Scarlet Fever.	Diphtheria.	Whooping Cough.	Typhus Fever.	Enteric Fever.	Diarrhæa.	Phthisis.	Deaths under 1 year to 1,000 Births registered.
350	...	127	14	33	57	...	6	113	377	...
The Zymotic Rate per 1000 and Infant Rate.										
1·66	...	0·60	0·07	0·16	0·27	...	0·03	0·53	1·79	119
The Zymotic Rate for the whole of London and Infant Rate.										
1·31	...	0·48	0·08	0·13	0·26	...	0·03	0·33	1·31	107

POPULATION.

For some years past in my Annual Report I have recorded the changes that are taking place in the Borough by the desire of all persons who in any way can afford it, to take their families to the suburbs. This migration still continues, and has been active during the past year.

One can understand the immense difference between the life of a family in a "flat" dwelling in the crowded portion of our Borough, and that of a family in the suburbs where the house with a small garden is separately occupied.

Our "block" dwellings are feeling acutely this change, and I am sure that in the near future these buildings will become more and more difficult to let.

Within the last year the leases of a large number of small houses have fallen in, and the property has reverted to the freeholder. In such cases it is extremely difficult for the owners to decide what is best to be done; whether to pull down the property and erect other dwelling houses, to patch up the existing worn-out houses, or to erect other buildings on the site. I am satisfied, however, that in the inner portion of the Borough it is not to the interest of ground landlords to build small houses as we appear even at the present time to have enough of them. The salvation of the Borough is for it to become more and more, both in buildings and business, like to the City. The proximity of much of our Borough to the City, and the comparative cheapness of the land, should induce property owners as far as possible to make it easy for the City to extend in our direction. I think in the past few years the erection of warehouses has proceeded very satisfactorily in the district, and with a better means of communication across the river we may expect to see a greater extension of such premises, which many of us think would be for the benefit of the Borough. It would certainly remove the squalid areas which have so befouled the ancient name of Southwark.

Much of the sanitary work of our Borough is "bludgeon" in character. It consists largely in the cleansing of dirty and verminous premises. This is a highly necessary work and a large quantity has been done during the past year. Only those acquainted with such work can have any idea of the verminous condition of many of the houses of the Borough, and the unfortunate conditions under which the inhabitants live. One hears the opinion expressed, even by persons engaged in the work, that the sanitary staff is too large and could be much reduced. Such expressions of

opinion would be amusing if the circumstances were not so grave. Instead of a diminution of the sanitary staff being required we need an increase of it. I sometimes think it cannot be understood how little the sanitary staff costs the Borough. When everything is totalled up, the expenses of the whole staff of the Public Health Department are defrayed by a rate of a penny in the £, which I think no one can call other than extremely reasonable.

During the year a large number of verminous school children have been cleansed. In every case the homes were visited and the bedding and rooms, where necessary, cleansed and fumigated. Our bathing station is an insignificant one in size, but it is capable of getting through a great amount of work. The staff is capable of dealing readily with 30 children a day.

The population of the several divisions of the Borough at each Census since 1841, and also the estimated population for 1902, 1903, 1904, 1905, 1906, 1907, 1908 and 1909—

		Newington.		St. George's.		St. Saviour's and Christchurch.
1841	...	54,693	...	—	...	—
1851	...	64,816	...	51,824	...	35,731
1861	...	82,157	...	55,510	...	36,169
1871	...	88,691	...	56,083	...	31,294
1881	...	107,831	...	58,652	...	31,628
1891	...	115,663	...	59,740	...	27,161
1901	...	121,863	...	60,998	...	23,319
1902	...	122,246	...	61,187	...	23,392
1903	...	122,572	...	61,343	...	23,454
1904	..	122,902	...	61,518	...	23,517
1905	...	123,247	...	61,699	...	23,582
1906	...	123,604	...	61,888	...	23,651
1907	...	123,971	...	62,087	...	23,723
1908	...	124,355	...	62,292	...	23,795
1909	...	124,756	...	62,500	...	23,869

The Registrar General's estimate of the population of the Borough at the middle of 1909 was 211,125.

POPULATION—(continued).

The Ward distribution was as follows :—

TABLE 1.

WARD.	Area in Acres	Population.			Persons to the Acre.
		Males.	Females.	Total.	
St. Mary ...	126	11,373	10,914	22,287	177
St. Paul ...	129	10,595	10,933	21,528	167
St. Peter ...	90	9,338	9,876	19,214	213
St. John ...	85	11,196	11,535	22,731	267
Trinity ...	108	9,558	8,768	18,326	169
All Saints ...	89	10,138	10,532	20,670	232
St. Michael ...	90	13,018	12,432	25,450	283
St. Jude ...	97	7,259	8,098	15,357	158
St. George ...	97	10,813	10,880	21,693	224
Christchurch ...	93	6,443	5,082	11,525	124
St. Saviour ...	161	6,022	6,322	12,344	77
Whole Borough	1,165	105,753	105,372	211,125	181

BIRTHS.

The number of Births registered in the Borough during 1909 was 5,720, of which 2,918 were males, and 2,802 females. This represents a birth-rate of 27·1 per 1,000 inhabitants.

The number of births belonging to the individual parishes was as follows :—Newington, 3,452; St. George the Martyr, 1,718; Christchurch, 240; and St. Saviour's, 310.

In addition to the 5,720 births registered in the Borough I learn from the Registrar General that there were 249 births during the year in various lying-in institutions outside the Borough belonging to persons

resident in Southwark, and this number (249) must be added to the total as above, making the actual number of births for the year 5,969, which increases the birth-rate to 28·3 per 1,000. As the addresses in relation to these 249 births have not been communicated to me I am unable to allot them to their respective wards or districts.

**Birth-rate for the last Nineteen Years for the Three Divisions
of the Borough as formerly existed.**

		Newington.	St. George.	St. Saviour.	Whole Borough
1891	...	36·2	35·9	31·7	—
1892	...	35·0	36·0	31·4	—
1893	...	36·9	36·3	29·1	—
1894	...	35·4	34·6	28·9	—
1895	...	35·4	36·5	32·4	—
1896	...	35·2	36·9	30·9	—
1897	...	34·7	35·1	30·9	—
1898	...	33·8	35·5	30·2	—
1899	...	33·6	35·2	28·7	—
1900	...	33·3	34·6	29·8	—
1901	...	33·8	33·6	30·0	33·3
1902	...	34·4	32·7	29·3	33·3
1903	...	33·3	31·3	30·0	32·3
1904	...	32·3	31·2	27·6	31·5
1905	...	30·3	30·6	26·2	30·0
1906	...	29·0	30·5	25·2	29·1
1907	...	29·1	29·2	25·1	28·7
1908	...	28·7	28·6	23·2	28·1
1909	...	27·7	27·5	23·0	28·3

TABLE 2.

Number of Births belonging to each Ward, with the Birth-rates, and also the Infantile Mortality and Zymotic Rate in the several Wards for 1909.

WARD.	BIRTHS.				Infantile Mortality.	ZYMOTIC RATES IN THE WARDS.							
	Males.	Fe- males.	Total.	Birth- rate.		Small Pox.	Measles.	Scarlet Fever.	Diph- theria.	Whoop- ing Cough.	Enteric Fever.	Diarrhoea.	Phthisis.
St. Mary ...	299	293	592	26·6	89	—	0·27	0·04	0·27	0·13	0·18	0·72	2·33
St. Paul ...	271	241	512	23·8	98	—	0·28	0·09	0·09	0·14	—	0·32	1·30
St. Peter ...	295	246	541	28·2	92	—	0·47	0·05	—	0·16	—	0·26	1·56
St. John ...	311	322	633	28·3	117	—	0·44	—	0·08	0·13	—	0·35	1·32
Trinity ...	237	256	493	26·9	107	—	0·49	0·16	0·22	0·49	—	0·49	1·58
All Saints ...	348	333	681	32·9	128	—	0·72	0·15	—	0·29	—	0·77	1·64
St. Michael ...	336	335	671	26·4	154	—	0·78	—	0·31	0·51	—	0·47	2·12
St. Jude ...	178	162	340	22·1	144	—	0·65	—	0·19	0·19	—	0·46	2·28
St. George ...	367	340	707	32·6	144	—	1·06	0·05	0·32	0·37	0·09	1·01	1·89
Christchurch ...	116	124	240	20·8	150	—	0·78	0·09	—	0·26	—	0·43	1·39
St. Saviour ...	160	150	310	25·1	174	—	0·81	0·16	0·08	0·24	—	0·48	2·27
Borough ...	2,918	2,802	5,720	*27·1	124	—	0·60	0·07	0·16	0·27	0·03	0·53	1·79

* See note on page 9.

DEATHS.

Of the 2,997 deaths registered in the sub-districts of the Borough, 1,034 occurred in the Poor-Law institutions, the various hospitals, and other public places for the treatment of the sick found within our boundaries. These deaths in institutions comprised 370 belonging to Southwark, and 664 to other boroughs of the metropolis. The various localities in which the "outlying" deaths occurred are shown in the following table.

The number of inhabitants belonging to the Borough dying away from home—that is, outside our boundaries in the various hospitals and infirmaries—was 1,195. Of this very large number as many as 710 died in the Southwark Infirmary at Champion Hill. The remainder, with but few exceptions, died at the large public hospitals.

The percentage of persons dying away from home in relation to the total number of deaths occurring in the Borough was 33·8.

When those persons who were non-parishioners, but who died in our Borough have been deducted, and the out-lying deaths added, the actual or "corrected" number of deaths belonging to the Sanitary Area is found to be 3,528, of which number 1,878 were males, and 1,650 females.

The death-rate when calculated on this "corrected" number is 16·7 per 1,000 inhabitants for the whole Borough for the year 1909, as against a rate of 16·3 for 1908.

TABLE 3.
Outlying Deaths, with Localities.

	Males	Females.	Total.
Southwark Infirmary	... 443	... 267	... 710
City Infirmary, Bromley	... 1	... —	... 1
Bermondsey Infirmary	... 3	... 1	... 4
Chelsea Infirmary —	... 1	... 1
Wandsworth Infirmary	... —	... 1	... 1
Marylebone Infirmary	... —	... 1	... 1
Camberwell Infirmary	... 2	... 1	... 3
St. Pancras Infirmary	... 1	... —	... 1
Lambeth Infirmary	... 3	... 4	... 7
Bethnal Green Infirmary	... —	... 1	... 1
Central London Sick Asylum	... 4	... —	... 4
Paddington Infirmary	... 1	... —	... 1
Carried forward	... 458	... 277	... 735

		Males.		Females.		Total.
Brought forward	...	458		277		735
Children's Infirmary, Carshalton	...	2	...	3	...	5
Greenwich Infirmary	...	1	...	—	...	1
Holborn Workhouse, Shoreditch	...	—	...	1	...	1
Belmont Workhouse	...	8	...	—	...	8
Camberwell Workhouse	...	1	...	3	...	4
Lambeth Workhouse	...	3	...	2	...	5
Strand Workhouse	...	2	...	—	...	2
Bermondsey Workhouse, Lewisham	...	—	...	1	...	1
Workhouse, Robin Hood Court, E C.	...	1	...	—	...	1
Royal Free Hospital	...	2	...	1	...	3
Royal Hospital for Women and Children, Waterloo Road	...	7	...	12	...	19
General Lying-in Hospital, York Road	...	3	...	—	...	3
St. George's Hospital	...	—	...	1	...	1
Seamen's Hospital, Greenwich	...	1	...	—	...	1
Westminster Hospital	...	5	...	10	...	15
West London Hospital	...	1	...	—	...	1
Children's Hospital, Paddington Green	...	—	...	1	...	1
Cancer Hospital	...	2	...	1	...	3
Throat Hospital, Golden Square	...	1	...	—	...	1
Homœopathic Hospital	...	1	...	1	...	2
London Temperance Hospital	...	1	...	—	...	1
Grosvenor Hospital	...	—	...	1	...	1
Children's Hospital, Great Ormond Street	...	2	...	2	...	4
Cheyne Hospital	...	1	...	—	...	1
Infant's Hospital, Vincent Square	...	1	...	1	...	2
Queen's Hospital, Bloomsbury	...	1	...	—	...	1
Great Northern Hospital	...	1	...	—	...	1
St. Thomas's Hospital	...	60	...	40	...	100
Middlesex Hospital	...	3	...	5	...	8
St. Joseph' Hospice, Hackney	...	1	...	1	...	2
Metropolitan Asylums Board Hospitals	...	20	...	17	...	37
London Hospital	...	2	...	2	...	4
Carried forward	...	592		383		975

		Males.	Females.	Total.
Brought forward	...	592	383	975
St. Bartholomew's Hospital	...	7	1	8
German Hospital	...	1	1	2
Belgrave Hospital	...	1	5	6
Bolingbroke Hospital	...	1	—	1
Brompton Hospital...	...	1	1	2
King's College Hospital	...	7	5	12
Charing Cross Hospital	...	6	4	10
St. Mary's Hospital	...	1	—	1
Peckham House Asylum	...	1	—	1
Claybury Asylum	...	3	5	8
Darenth Asylum	...	1	1	2
Colney Hatch Asylum	...	2	1	3
Camberwell House Asylum	...	1	—	1
Dartford Asylum	...	6	7	13
Leavesden Asylum	...	2	3	5
Tooting Asylum	...	14	6	20
Horton Asylum	...	5	3	8
Manor Asylum	...	—	5	5
Cane Hill Asylum	...	13	9	22
Banstead Asylum	...	9	10	19
Epileptic Colony, Epsom	...	1	—	1
Hanwell Asylum	...	2	1	3
Caterham Asylum	...	8	5	13
Long Grove Asylum	...	5	5	10
Hostel of God, Clapham	...	1	—	1
Home of Compassion, Paddington	...	1	—	1
St. Peter's House, Meadow Road	...	3	—	3
St. Luke's House, Kensington	...	1	1	2
"Friedenheim," Clapham	...	—	2	2
Convent of St. Vincent, Lower Seymour Street	...	—	1	1
Electric Generating Station, Chelsea	...	1	—	1
40, Gosberton Road, Streatham	...	1	—	1
3, Dyers Almshouses, Highbury	...	2	—	2
25, Bickerton Road, Islington	...	1	1	2
In Camberwell Road	...	1	—	1
Carried forward	...	702	466	1168

		Males.	Females.	Total.
Brought forward	...	702	466	1168
St. Saviour's Almshouses, Norwood	1	...	—	1
In highway, Lower Road, Rotherhithe	...	1	...	1
On barge "Charity," Netherlands Wharf, Lower Thames Street	1	...	—	1
Parliament Mansions, Orchard Street, S.W.	...	1	...	1
243, Camberwell Road	...	—	1	1
26, Caldevale Road Clapham	...	—	1	1
In highway, Waterloo Road	...	—	1	1
37, Alice Street, Bermondsey	...	—	1	1
Taken dead to St. Bartholomew's Hospital	...	3	1	4
150, Drury Lane	...	—	1	1
Taken dead to St. Thomas' Hospital	...	—	2	2
30, Bouverie Street...	...	1	—	1
27, South Side, Clapham Common	1	...	—	1
Coburg Hotel, Mayfair	...	—	1	1
Holloway Prison	...	—	3	3
In River Lea, Strong's Bridge, near Hackney	...	1	...	1
In River Lea, South Hackney	1	...	—	1
In River Thames, near Temple Pier	...	1	...	1
In River Thames, near Royal Arsenal	...	—	1	1
In River Thames, near Battersea Park Pier	...	—	1	1
In River Thames, Horns Stairs, Rotherhithe	...	1	...	1
TOTALS		715	480	1195

TABLE 4.

Death Rates for the last Nineteen Years for the Three
Divisions of the Borough as formerly existed.

		Newington.	St. George's.	St. Saviour's.	Whole Borough
1891	...	24.2	25.3	24.3	—
1892	...	24.4	24.9	25.5	—
1893	...	24.2	28.4	24.2	—
1894	...	19.9	23.1	21.0	—
1895	...	24.0	25.4	26.5	—
1896	...	20.5	24.0	22.8	—
1897	...	21.2	23.7	24.6	—
1898	...	20.5	24.4	23.6	—
1899	...	24.0	27.7	25.1	—
1900	...	21.9	27.3	25.2	—
1901	...	20.8	22.1	22.0	21.4
1902	...	20.4	24.0	22.5	21.7
1903	...	17.6	18.6	18.6	18.1
1904	...	19.0	21.4	21.6	20.0
1905	...	17.9	19.2	18.7	18.5
1906	...	17.8	18.5	17.5	18.0
1907	...	17.6	19.3	16.4	18.0
1908	...	16.1	17.2	14.3	16.3
1909	...	15.8	18.6	16.6	16.7

TABLE 5.
Death Rates for the various Wards for the last Fifteen Years.

WARD.	1895.	1896.	1897.	1898.	1899.	1900.	1901.	1902.	1903.	1904.	1905.	1906.	1907.	1908.	1909.
St. Mary ...	21·9	21·4	22·0	21·2	25·5	21·3	22·4	20·0	16·2	19·0	17·4	17·7	18·3	15·9	15·1
St. Paul ...	20·9	17·5	18·6	17·5	19·1	20·0	18·4	16·6	13·9	15·9	16·3	16·3	15·3	14·1	13·7
St. Peter ...	25·1	21·0	21·8	19·4	24·9	23·2	21·0	20·0	18·4	16·9	15·0	16·7	14·9	15·3	14·4
St. John ...	30·1	21·8	22·9	22·7	26·1	21·5	22·2	22·0	19·1	20·9	20·2	17·3	18·3	16·3	15·2
Trinity ...	22·0	21·7	18·9	20·5	20·9	21·4	20·0	20·8	18·1	19·0	18·3	20·0	18·3	16·3	17·2
All Saints ...	—	—	—	—	26·3	23·2	20·9	23·1	19·9	21·7	20·0	19·1	20·5	18·8	18·6
St. Michael	—	—	—	—	—	—	25·9	25·4	19·8	21·3	17·7	18·6	20·4	17·1	17·5
St. Jude ...	—	—	—	—	—	—	17·1	20·5	17·2	19·1	17·5	16·4	17·5	15·6	17·8
St. George	—	—	—	—	—	—	22·4	24·7	18·2	23·3	22·3	20·1	19·1	18·5	20·0
Christchurch	—	—	—	—	—	—	24·4	23·9	18·6	21·1	20·3	19·1	17·7	16·7	17·5
St. Saviour	—	—	—	—	—	—	19·9	21·1	18·7	22·1	17·3	15·9	15·1	12·1	15·7

PLAN SHEWING THE DEATH RATES IN THE VARIOUS WARDS.

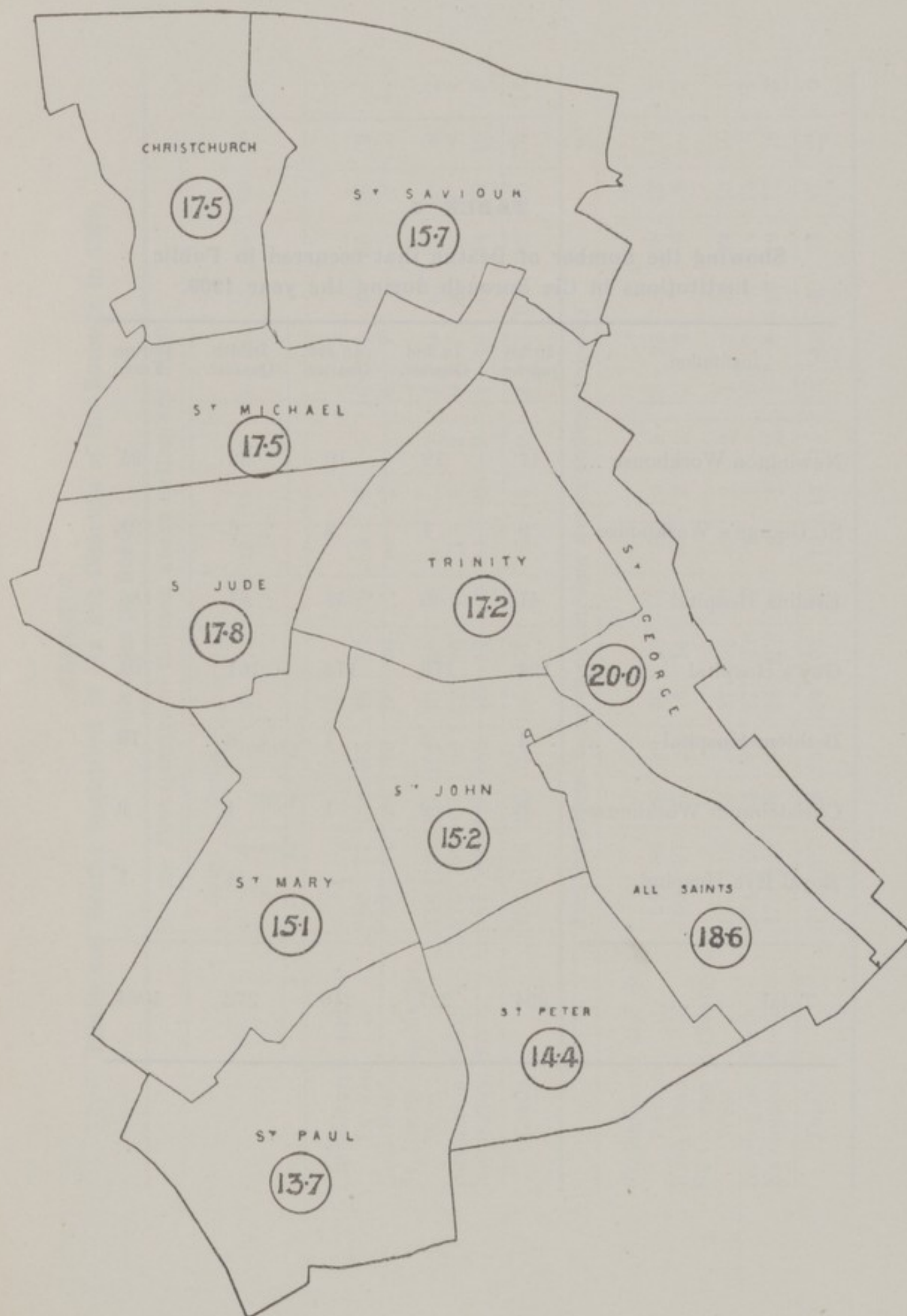


TABLE 6.

Showing the number of Deaths that occurred in Public Institutions in the Borough during the year 1909.

Institution.	In 1st Quarter.	In 2nd Quarter.	In 3rd Quarter.	In 4th Quarter.	During Year.
Newington Workhouse ...	41	12	10	32	95
St. George's Workhouse	9	4	2	6	21
Evelina Hospital ...	41	30	53	64	188
Guy's Hospital ...	194	176	173	161	704
Bethlem Hospital ...	4	3	1	8	16
Christchurch Workhouse	5	2	1	1	9
Royal Eye Hospital ...	—	—	—	1	1
Total ...	294	227	240	273	1034

TABLE 7.
Births and Deaths Registered in the Sub-Districts of the Borough in 1909,
with Ages at Death.

For the First Quarter of thirteen weeks ending 3rd April.																	
	Births.		Deaths.		0-	1-	5-	10-	15-	20-	25-	35-	45-	55-	65-	75-	85-
	Male.	Female.	Male.	Female.													
Christchurch and St.																	
Saviour	80	71	152	115	49	55	9	3	9	5	16	24	34	36	18	9	—
Kent Road	89	84	34	40	18	20	1	—	2	—	4	7	6	5	3	3	—
St. George the Martyr,																	
West	146	109	111	102	50	59	9	—	—	1	7	9	13	27	28	8	2
Newington, North ...	275	269	70	95	32	26	1	1	3	2	9	7	21	20	27	8	8
Newington, South ...	167	203	125	182	46	47	3	1	2	2	13	16	33	44	49	46	5
Totals	757	736	492	534	195	207	23	5	16	10	49	63	107	132	130	74	15
For the Second Quarter of thirteen weeks ending 3rd July.																	
Christchurch and St.																	
Saviour	64	84	126	99	46	25	13	6	10	9	28	22	22	28	12	2	2
Kent Road	102	91	27	28	16	14	—	—	2	2	2	6	3	4	4	—	2
St. George the Martyr,																	
West	112	115	63	55	37	22	2	—	2	2	1	3	11	14	13	10	1
Newington, North ...	264	225	54	49	27	20	2	2	1	—	3	7	7	14	11	8	1
Newington, South ...	170	192	68	64	28	22	3	2	1	2	4	5	17	19	17	9	3
Totals	712	707	338	295	154	103	20	10	16	15	38	43	60	79	57	29	9

TABLE 7.—(contd.)

For the Third Quarter of thirteen weeks ending 2nd October.

	Births.		Deaths.		0-	1-	5-	10-	15-	20-	25-	35-	45-	55-	65-	75-	85-
	Male.	Female.	Male.	Female.													
Christchurch and St.																	
Saviour ...	57	66	126	89	54	26	10	6	5	7	26	16	26	21	9	7	2
Kent Road ...	82	80	18	22	19	4	—	2	1	—	1	2	1	4	4	2	—
St. George the Martyr,																	
West ...	132	124	76	48	66	17	4	3	1	—	6	3	8	6	8	2	—
Newington, North ...	273	261	55	38	37	15	2	1	3	1	4	3	6	7	7	6	1
Newington, South ...	175	183	76	69	55	16	—	3	2	5	5	10	11	11	16	8	3
Totals ...	719	714	351	266	231	78	16	15	12	13	42	34	52	49	44	25	6

For the Fourth Quarter of thirteen weeks ending 1st January, 1910.

Christchurch and St.																	
Saviour ...	73	59	118	90	46	24	14	2	6	12	12	17	28	22	17	4	4
Kent Road ...	89	81	20	30	18	6	1	1	2	1	1	4	5	4	4	2	1
St. George the Martyr,																	
West ...	117	118	92	67	62	32	5	1	1	3	4	10	9	9	12	8	3
Newington, North ...	280	236	51	69	32	8	3	2	4	2	7	6	14	18	15	9	—
Newington, South ...	171	151	90	94	42	19	3	2	3	4	9	11	18	20	23	28	2
Total ...	730	645	371	350	200	89	26	8	16	22	33	48	74	73	71	51	10
In 1st Quarter ...	757	736	492	534	195	207	23	5	16	10	49	63	107	132	130	74	15
In 2nd Quarter ...	712	707	338	295	154	103	20	10	16	15	38	43	60	79	57	29	9
In 3rd Quarter ...	719	714	351	266	231	78	16	15	12	13	42	34	52	49	44	25	6
In 4th Quarter ...	730	645	371	350	200	89	26	8	16	22	33	48	74	73	71	51	10
Totals ...	2918	2802	1552	1445	780	477	85	38	60	60	162	188	293	333	302	179	40

TABLE 8.

Vital Statistics of Whole District during 1909 and previous years.

Name of District: Borough of Southwark.

Year.	Population estimated to Middle of each Year.	Births.		Total Deaths registered in the District.				Total Deaths in Public Institutions in the District.	Deaths of Non-residents registered in Public Institutions in the District.	Deaths of Residents registered in Public Institutions beyond the District.	Nett Deaths at all Ages belonging to the District.	
		Num-ber.	Rate*	Under 1 Year of Age.		At all Ages.					Num-ber.	Rate*
				Num-ber.	Rate per 1000 Births registered.	Num-ber.	Rate*					
1.	2.	3.	4.	5.	6.	7.	8.	9.	10	11	12	13
1900	209,309	6979	33·3	1218	174	3652	17·4	728	263	1581	4970	23·7
1901	206,219	6875	33·3	1150	167	3600	17·4	770	482	1295	4413	21·4
1902	206,825	6897	33·3	1143	166	3765	18·2	900	570	1300	4495	21·7
1903	207,369	6717	32·3	1021	148	3240	15·6	913	584	1086	3742	18·1
1904	207,937	6557	31·5	1202	183	3746	18·0	1116	710	1133	4169	20·0
1905	208,528	6250	30·0	984	157	3397	16·2	1093	724	1175	3848	18·5
1906	209,143	6079	29·1	961	158	3244	15·5	1026	674	1197	3767	18·0
1907	209,781	6023	28·7	858	142	3066	14·6	927	589	1294	3771	18·0
1908	210,442	6027	28·1	866	144	2969	13·8	1041	675	1194	3488	16·3
Averages for years 1900-1908	208,395	6489	31·1	1045	160	3409	16·3	946	586	1251	4074	19·5
1909	211,125	5720	27·1	780	136	2997	14·2	1034	664	1195	3528	16·7

*Rates in Columns 4, 8 and 13 calculated per 1000 of estimated population.

Area of District in Acres (exclusive of area covered by water)...	...	1131·5
Total population at all ages	...	206,180
Number of inhabited houses	...	20,878
Average number of persons per house	...	9·8

At Census of 1901

I. Institutions within the District receiving sick and infirm persons from outside the District.	Guy's Hospital, Evelina Hospital, Bethlem Hospital, Royal Eye Hospital.
II. Institutions outside the District receiving sick and infirm persons from the District.	See page 11. (Outlying deaths, with localities)
III. Other Institutions, the deaths in which have been distributed among the several localities in the District.	Newington Workhouse, St. George's Workhouse, Christchurch Workhouse.

TABLE 9.

Causes of Death.	AGES.														All Ages	
	0-	1-	5-	10-	15-	20-	25-	35-	45-	55-	65-	75-	85-	M.	F.	
Small Pox	
(a) Vaccinated	
(b) Unvaccinated	
(c) No statement	
Chicken Pox	
Measles	26	97	4	78	49	
Scarlet Fever.....	1	9	3	1	9	5	
Typhus Fever.....	
Epidemic Influenza	8	2	1	...	4	5	6	4	5	12	3	1	23	28	
Whooping Cough	18	37	1	29	27	
Diphtheria, Membranous Croup...	4	24	5	13	20	
Enteric Fever	1	...	2	...	1	2	5	1	
Asiatic Cholera	
Diarrhœa, Dysentery	54	10	1	1	1	3	3	...	44	29	
Epidemic or Zymotic Enteritis ...	35	4	1	18	22	
Epidemic Cerebro-Spinal Fever ...	1	1	1	1	2	
Rotheln	1	1	
Hydrophobia	
Glanders, Farcy	
Tetanus	1	1	2	...	
Anthrax, Splenic Fever	
Cowpox, Accidents of Vaccination	
Syphilis	6	1	1	1	1	6	4	
Gonorrhœa	
Phagædena	
Erysipelas	6	2	...	2	6	4	
Pyæmia, Septicæmia.....	...	2	...	1	...	1	1	2	2	3	9	3	
Puerperal Fever.....	1	1	
Infective Endocarditis	1	2	2	...	3	2	4	6	
Carbuncle	2	3	3	3	2	
Cellulitis	1	1	2	
Mastoiditis	
Tonsillitis	
Malarial Fever	
Rheumatic Fever, Rheumatism of Heart	3	...	1	1	1	2	1	4	5	
Tuberculosis, total:																
Tubercular Disease of Brain or Meninges, Acute Hydrocephalus	11	23	6	3	1	..	1	17	28	
Laryngeal & Pulmonary Phthisis	7	22	27	82	112	71	45	6	5	...	250	127	
Tabes Mesenterica, Tubercular Disease of Intestine	8	5	2	3	2	...	1	1	1	...	13	10	
General Tuberculosis, Tubercular Disease of undefined position ...	10	12	19	2	23	20	
Other Forms of Tuberculosis, Scrofula	1	2	...	1	...	1	...	1	1	1	4	4	
Thrush	
Actinomycosis.....	
Hydatid Disease.....	

TABLE 9a.

Deaths belonging to the Sanitary Area with the Causes of Death
at all Ages for the nine years 1901-9.

CAUSES OF DEATH.	1901.	1902.	1903.	1904.	1905.	1906.	1907.	1908.	1909.
Small Pox	14	78	...	1
(a) Vaccinated
(b) Unvaccinated
(c) No statement
Measles	161	164	83	191	154	95	112	77	127
Scarlet Fever	54	42	18	12	28	45	35	24	14
Typhus Fever
Epidemic Influenza	23	33	28	18	14	22	28	47	51
Whooping Cough	98	114	68	118	80	54	103	50	56
Diphtheria, Membranous Croup.....	53	63	23	26	44	31	36	32	33
Enteric Fever	18	23	23	18	11	12	11	7	6
Asiatic Cholera
Diarrhœa, Dysentery	132	88	97	101	84	86	59	77	73
Epidemic or Zymotic Enteritis	90	81	100	181	99	139	42	111	40
Epidemic Cerebro-Spinal Fever	2	2	2	1	...	6	6	3
Chicken Pox	3	1	1	1
Rötheln.....	...	1	2	...	1
Mumps.....	1
Hydrophobia
Glanders, Farcy.....	2	1	...
Tetanus	3	2	...	1	1	1	1	..	2
Anthrax, Splenic Fever.....	1	2
Cowpox, Accidents of Vaccination.....
Syphilis	29	15	21	18	16	12	20	21	10
Gonorrhœa	1
Phagædena	1	...	1	1	1	1	...
Erysipelas	8	10	7	18	14	15	8	11	10
Pyæmia, Septicæmia.....	8	33	11	15	14	11	3	3	12
Puerperal Fever.....	3	7	6	3	4	3	4	2	1
Infective Endocarditis	12	5	7	6	9	7	8	9	10
Carbuncle	3	2	1	1	1	1	5
Cellulitis	1	3	3	...	2
Mastoiditis	4	2	...
Tonsillitis.....	2
Malarial Fever
Rheumatic Fever, Rheumatism of Heart.	17	18	5	21	10	13	17	14	9
Tuberculosis, total.....	670	705	680	651	582	572	550	522	496
Tubercular Disease of Brain or Menin- ges, Acute Hydrocephalus	39	49	59	68	53	66	55	47	45
Laryngeal and Pulmonary Phthisis ...	516	550	496	499	443	429	425	403	377
Tabes Mesenterica, Tubercular Disease of Intestine	45	42	72	36	24	21	17	23	23
General Tuberculosis, Tubercular Dis- ease of undefined position.....	55	56	39	42	44	43	38	40	43
Other Forms of Tuberculosis, Scrofula	15	8	14	6	18	13	15	9	8
Thrush.....
Actinomycosis
Hydatid Disease	1	...	2

TABLE 9a—continued.

CAUSES OF DEATH.	1901.	1902.	1903.	1904.	1905.	1906.	1907.	1908	1909.
Scurvy	1
Ptomaine Poisoning	1	1	2	...	1	1
Chronic Alcoholism	19	23	27	22	18	21	28	16	8
Acute Alcoholism, Delirium Tremens ...	8	6	8	4	3	8	2	4	5
Lead Poisoning	1	1
Osteo-arthritis, Rheumatoid Arthritis ...	9	3	5	1	4	6	5	8	8
Gout.....	8	2	1	4	3	3	1	3	5
Cancer, Malignant Disease	178	176	186	190	215	185	183	178	187
Diabetes Mellitus	15	11	19	15	17	18	14	9	13
Purpura Hæmorrhagica	1	2	2	3	2
Hæmophilia	1	2
Anæmia, Leucocythæmia.....	7	8	7	7	4	8	16	5	7
Lymphadenoma, Hodgkin's Disease	8	1	1	..	3	3	2	4	4
Sarcoma	11	9	2
Premature Birth	109	115	129	155	137	115	119	116	108
Debility at Birth.....	71	74	35	43	26	14	7	6	14
Injury at Birth	1	...	1	2	1	5	6	6	8
Congenital Defects.....	22	23	19	27	31	18	37	39	45
Want of Breast Milk.....	2	2	4	...	2	3	4
Atrophy, Debility, Marasmus ..	136	163	150	129	124	148	129	108	104
Dentition	32	23	26	25	21	14	21	14	10
Rickets.....	8	9	10	18	7	10	4	5	6
Old Age, Senile Decay	130	136	120	156	137	186	183	208	201
Convulsions.....	96	87	58	52	49	37	48	39	26
Meningitis	62	57	44	39	23	47	16	13	25
Apoplexy	100	103	94	102	100	80	83	83	102
Softening of Brain.....	35	29	33	28	22	17	19	14	7
Hemiplegia, Brain Paralysis	12	29	19	14	19	19	17	14	16
Cerebral Abscess, &c.....	2	1	6	2	1	2	2
Insanity, General Paralysis of Insane ...	39	39	29	35	22	30	29	29	28
Other forms of Insanity	1	4	2	2	2	...
Cerebral Tumour	8	8	3	5	4	3	6	6	9
Chorea	1	1	...	1	...	1
Epilepsy	10	13	10	11	17	18	16	12	13
Laryngismus Stridulus	1	1
Locomotor Ataxy	4	3	3	4	7	6	7	5	6
Paraplegia, Disease of Spinal Cord.....	10	11	7	8	3	9	10	8	11
Peripheral Neuritis	2	...	5	4	7	9	4	2
Neurasthenia	1	...
Otitis, Otorrhœa	8	5	14	9	6	5	7	1	11
Epistaxis, Diseases of Nose.....	1
Ophthalmia, Diseases of Eye	1
Endocarditis, Valvular Diseases of the Heart	189	189	193	210	192	210	202	169	159
Pericarditis.....	4	5	5	13	5	2	...	3	6
Hypertrophy of Heart	1	6	6	2	3	4	6	2	...
Angina Pectoris	2	...	2	1	2	3	1	3
Aneurism.....	22	17	13	7	10	18	20	17	20

TABLE 9a—continued.

CAUSES OF DEATH.	1901.	1902.	1903.	1904.	1905.	1906.	1907.	1908.	1909.
Gangrene.....	7	8	6	11	12	8	14	2	8
Embolism, Thrombosis.....	9	12	13	7	8	12	7	14	17
Phlebitis	1	1	1	1	1	...	1	...
Varicose Veins	2	1	...	1	3	1
Fatty Degeneration of the Heart	24	24	21	14	15	16	26	29	18
Cardiac Dilatation.....	16	3	9	2	1	6	7	11	8
Atheroma.....	4	3	7	6	3	5	6	6	8
Other Diseases of Circulatory System ...	1	2
Laryngitis	11	8	2	6	9	2	3	5	6
Croup	2	8	3	2	3	...	1	2	1
Other Diseases of Larynx and Trachea...	1	...	1	...
Acute Bronchitis ...	207	187	119	128	101	105	147	104	110
Chronic Bronchitis	244	267	172	260	289	214	219	180	265
Lobar, Croupous Pneumonia	43	48	43	92	80	82	94	61	74
Lobular, Broncho-Pneumonia.....	197	262	217	195	197	174	243	201	213
Pneumonia, form not stated	207	213	126	142	145	145	134	106	121
Emphysema, Asthma	22	13	6	11	24	18	22	17	29
Pleurisy, Empyema	18	14	26	5	17	11	18	14	12
Sore Throat, Quinsy	5	4	6	5	3	1	1	5	4
Diseases of Pharynx	3	1	2	5	1	1	2	2	1
„ Oesophagus.....	1	2	1	1
Ulcer of Stomach and Duodenum	17	18	13	18	17	20	7	19	14
Other Diseases of Stomach	7	25	4	1	3	2	...
Enteritis	71	41	30	58	72	95	68	56	45
Appendicitis	9	6	15	15	13	15	18	7	15
Obstruction of Intestine	35	32	19	29	25	27	27	35	19
Other Diseases of Intestine	8	7	4	2	3	1	4	10	8
Cirrhosis of Liver ..	52	41	33	33	45	34	34	36	34
Other Diseases of Liver	15	6	8	4	3	4	4	2	6
Peritonitis	17	10	11	8	11	3	3	6	...
Pancreatitis.....	1	...	1	...	3
Hernia	1	7
Myxœdema	1	...	2	1
Mediastinal Tumour.....
Diseases of Lymphatic System	1	5
Acute Nephritis	16	12	11	14	6	10	6	5	11
Bright's Disease, Albuminuria	170	153	141	142	115	145	134	178	136
Calculus	1	2	...	2	...	1	1	10	1
Diseases of Bladder or Prostate	13	13	6	7	15	15	12	2	16
Pyelitis.....	3	1	6	...	3	...	1	3	4
Hydronephrosis	1	2	1	2
Disease of Testis and Penis.....	3	5	1	4	3
Diseases of Vagina and External Organs	1	1	...
Diseases of Ovaries, Uterus, &c.....	10	8	3	8	2	9	9	5	5
Diseases of Breast	3	1	...
Abortion, Miscarriage	5	...	4	5	6	4	1
Puerperal Mania.....	1	3	1
Puerperal Convulsions	1	2	1	1	1	1	...

VACCINATION.

The percentage of infants vaccinated whose births were registered during 1909 was 60.

The number of exemptions applied for during 1909 was 400, and the number accepted as valid 337, as against 300 applied for in 1908, and accepted as valid 262.

DEATHS of INFANTS UNDER ONE YEAR OF AGE.

The deaths of Infants under one year of age to 1,000 births were 119 during the year 1909.

The deaths under one year of age to 1,000 births for the last 17 years were as follows :

1893	...	178	1901	...	168
1894	...	163	1902	...	166
1895	...	201	1903	...	148
1896	...	192	1904	...	174
1897	...	187	1905	...	148
1898	...	190	1906	...	144
1899	...	199	1907	...	142
1900	...	192	1908	...	131
		1909	...	119	

The average number of Infantile deaths for the last seventeen years is 168.

TABLE 10.
INFANTILE MORTALITY DURING THE YEAR 1909.

ST. MARY'S WARD.

Deaths from stated Causes in Weeks and Months under One Year of Age.

CAUSE OF DEATH.		Under 1 Week.	1-2 Weeks.	2-3 Weeks.	3-4 Weeks.	Total under 1 Month.	1-2 Months.	2-3 Months.	3-4 Months.	4-5 Months.	5-6 Months.	6-7 Months.	7-8 Months.	8-9 Months.	9-10 Months.	10-11 Months.	11-12 Months.	Total Deaths under One Year.
All Causes	Certified ...	11	3	2	3	19	6	4	6	2	3	3	2	3	3	1	1	53
	Uncertified
i. Common Infectious Diseases.	Small-pox
	Chicken-pox
	Measles	1	1
	Scarlet Fever
	Diphtheria (including Membranous Croup)
	Whooping Cough
	Cerebro-Spinal Meningitis
ii. Diarrhoeal Diseases.	Influenza
	Diarrhoea, all forms	2	2	2	1	...	1	2	...	1	11
	Enteritis, Muco-enteritis, Gastro-enteritis	1	2	3
iii. Wasting Diseases.	Gastritis, Gastro-intestinal Catarrh
	Premature Birth ...	6	1	1	2	10	1	11
	Congenital Defects	1	1
iv. Tuberculous Diseases.	Injury at Birth ...	1	1	1
	Want of Breast-milk, Starvation
	Atrophy, Debility, Marasmus ...	2	2	1	3
v. Other causes.	Tuberculous Meningitis
	Do. Peritonitis; Tabes Mesenterica
	Other Tuberculous Diseases	1	1	2
	Erysipelas
	Syphilis
Other causes.	Rickets	1	...	1
	Meningitis (not Tuberculous)
	Convulsions ...	1	2	3	1	4
	Bronchitis	1	1	2
	Laryngitis
	Pneumonia ...	1	...	1	...	2	1	...	2	...	1	1	...	2	...	1	...	10
	Suffocation, overlying
	Other causes	1	1	2	3
		11	3	2	3	19	6	4	6	2	3	3	2	3	3	1	1	53

District (or sub-division) of St. Mary. Population, Estimated to middle of 1909, 22,287.

Births in the year, Legitimate, 576; Illegitimate, 16.

Deaths in the year of Legitimate Infants, 49; Illegitimate Infants, 4.

Deaths from all Causes at all Ages, 354.

TABLE 11.
INFANTILE MORTALITY DURING THE YEAR 1909.

ST. PAUL'S WARD.

Deaths from stated Causes in Weeks and Months under One Year of Age.

CAUSE OF DEATH.		Under 1 Week.	1-2 Weeks.	2-3 Weeks.	3-4 Weeks.	Total under 1 Month.	1-2 Months.	2-3 Months.	3-4 Months.	4-5 Months.	5-6 Months.	6-7 Months.	7-8 Months.	8-9 Months.	9-10 Months.	10-11 Months.	11-12 Months.	Total Deaths under One Year.
All Causes	Certified	14	3	1	5	23	4	5	5	5	3	2	...	3	...	50
	Uncertified
i. Common Infectious Diseases.	Small-pox
	Chicken-pox
	Measles
	Scarlet Fever
	Diphtheria (including Membranous Croup)
	Whooping Cough	1	1	1
ii. Diarrhoeal Diseases.	Cerebro-Spinal Meningitis
	Influenza
	Diarrhoea, all forms	1	1	...	1	...	3	1	1	...	7
	Enteritis, Muco-enteritis, Gastro-enteritis
	Gastritis, Gastro-intestinal Catarrh	1	1	1	2
iii. Wasting Diseases.	Premature Birth	6	2	8	1	9
	Congenital Defects	4	1	5	1	6
	Injury at Birth
iv. Tuberculous Diseases.	Want of Breast-milk, Starvation	1	1	1
	Atrophy, Debility, Marasmus	1	1	...	1	2	...	1	5
	Tuberculous Meningitis	1	...	1
	Do. Peritonitis: Tabes Mesenterica	1	1
	Other Tuberculous Diseases
v. Other causes.	Erysipelas	1	...	1	1
	Syphilis	1	1
	Rickets	1	1
	Meningitis (not Tuberculous)
	Convulsions	2	2	1	...	1	...	1	5
	Bronchitis	1	...	2	3
	Laryngitis
	Pneumonia	1	1	1	...	1	...	4
	Suffocation, overlying	1	1	1
	Other causes	1	1	1
		14	3	1	5	23	4	5	5	5	3	2	...	3	...	50

District (or sub-division) of St. Paul. Population, Estimated to middle of 1909, 21,528.

Deaths in the year of Legitimate Infants, 48 ; Illegitimate Infants. 2.

Births in the year. Legitimate, 501 ; Illegitimate, 11.

Deaths from all Causes at all Ages, 295.

TABLE 12.
INFANTILE MORTALITY DURING THE YEAR 1909. **ST. PETER'S WARD.**
Deaths from stated Causes in Weeks and Months under One Year of Age.

CAUSE OF DEATH.		Under 1 Week.	1-2 Weeks.	2-3 Weeks.	3-4 Weeks.	Total under 1 Month.	1-2 Months.	2-3 Months.	3-4 Months.	4-5 Months.	5-6 Months.	6-7 Months.	7-8 Months.	8-9 Months.	9-10 Months.	10-11 Months.	11-12 Months.	Total Deaths under One Year.
All Causes	Certified	12	6	2	4	24	6	1	5	1	...	1	2	2	3	1	3	49
	Uncertified	1	1	1
i.	Small-pox
Common	Chicken-pox
Infectious	Measles	1	...	1	1	3
Diseases.	Scarlet Fever
	Diphtheria (including Membranous Croup)
	Whooping Cough
	Cerebro-Spinal Meningitis
	Influenza
ii.	Diarrhoea, all forms	1	1
Diarrhoeal	Enteritis, Muco-enteritis, Gastro-enteritis	1	1	2	1	4
Diseases	Gastritis, Gastro-intestinal Catarrh	1	1	2
	Premature Birth	9	1	10	10
iii.	Congenital Defects	2	...	1	1	4	4
Wasting	Injury at Birth
Diseases.	Want of Breast-milk, Starvation
	Atrophy, Debility, Marasmus	1	3	...	1	5	1	...	1	7
iv.	Tuberculous Meningitis
Tuberculous	Do. Peritonitis: Tabes Mesenterica
Diseases.	Other Tuberculous Diseases
	Erysipelas
	Syphilis	1	1	1
	Rickets	1	1
	Meningitis (<i>not Tuberculous</i>)	1	1	2
v.	Convulsions	1	1	1
Other causes.	Bronchitis	1	...	1	1	1	1	4
	Laryngitis
	Pneumonia	1	1	3	2	...	1	7
	Suffocation, overlying	1	1	1
	Other causes	1	1	...	2
		13	6	2	4	25	6	1	5	1	...	1	2	2	3	1	3	50

District (or sub-division) of St. Peter. Population, Estimated to middle of 1909, 19,214.

Deaths in the year of Legitimate Infants, 48 ; Illegitimate Infants, 2.

Births in the year, Legitimate, 534 ; Illegitimate, 7.

Deaths from all Causes at all Ages, 276.

TABLE 13.
INFANTILE MORTALITY DURING THE YEAR 1909.

ST. JOHN'S WARD.

Deaths from stated Causes in Weeks and Months under One Year of Age.

CAUSE OF DEATH.		Under 1 Week.	1-2 Weeks.	2-3 Weeks.	3-4 Weeks.	Total under 1 Month.	1-2 Months.	2-3 Months.	3-4 Months.	4-5 Months.	5-6 Months.	6-7 Months.	7-8 Months.	8-9 Months.	9-10 Months.	10-11 Months.	11-12 Months.	Total Deaths under One Year.
All Causes	Certified	12	7	1	5	25	7	7	9	3	3	4	1	4	4	4	3	74
	Uncertified
i. Common Infectious Diseases.	Small-pox
	Chicken-pox
	Measles	1	2	1	1	...	5
	Scarlet Fever
	Diphtheria (including Membranous Croup)	1	1
	Whooping Cough
	Cerebro-Spinal Meningitis
ii. Diarrhoeal Diseases.	Influenza	7
	Diarrhoea, all forms	2	4	...	1	7
	Enteritis, Muco-enteritis, Gastro-enteritis	1	2	1	...	1	2
	Gastritis, Gastro-intestinal Catarrh
iii. Wasting Diseases.	Premature Birth	5	3	8	8
	Congenital Defects	1	1	...	2	4	4
	Injury at Birth	1	1	1
iv. Tuberculous Diseases.	Want of Breast-milk, Starvation
	Atrophy, Debility, Marasmus	3	2	...	1	6	3	1	2	1	...	1	1	15
	Tuberculous Meningitis	1	2
	Do. Peritonitis: Tabes Mesenterica	1	1	2
	Other Tuberculous Diseases
	Erysipelas	1	1
	Syphilis
v. Other causes.	Rickets	1	1
	Meningitis (not Tuberculous)
	Convulsions	1	1	1
	Bronchitis	1	1	1	1	3
	Laryngitis
	Pneumonia	1	1	1	3	2	1	1	2	2	3	...	14
	Suffocation, overlying	1	1	...	1	2
	Other causes
		12	7	1	5	25	7	7	9	3	3	4	1	4	4	4	3	74

District (or sub-division) of St. John. Population, Estimated to middle of 1909, 22,731.

Births in the year, Legitimate, 618; Illegitimate, 15.

Deaths in the year of Legitimate Infants, 68; Illegitimate Infants, 6.

Deaths from all Causes at all Ages, 345.

TABLE 14.
INFANTILE MORTALITY DURING THE YEAR 1909.
Deaths from stated Causes in Weeks and Months under One Year of Age.
TRINITY WARD.

CAUSE OF DEATH.		Under 1 Week.	1-2 Weeks.	2-3 Weeks.	3-4 Weeks.	Total under 1 Month.	1-2 Months.	2-3 Months.	3-4 Months.	4-5 Months.	5-6 Months.	6-7 Months.	7-8 Months.	8-9 Months.	9-10 Months.	10-11 Months.	11-12 Months.	Total Deaths under One Year.
All Causes	Certified	9	3	1	3	16	3	8	2	5	3	1	5	2	3	4	1	53
	Uncertified
i.	Small-pox
Common Infectious Diseases.	Chicken-pox
	Measles
	Scarlet Fever
	Diphtheria (including Membranous Croup)
	Whooping Cough	1	1	2
	Cerebro-Spinal Meningitis
	Influenza
ii.	Diarrhoea, all forms	3	1	..	1	..	2	..	2	1	1	11
Diarrhoeal Diseases	Enteritis, Muco-enteritis, Gastro-enteritis	1	1
	Gastritis, Gastro-intestinal Catarrh
	Premature Birth	3	..	1	1	5	1	1	..	7
iii.	Congenital Defects	1	1	2	2
Wasting Diseases.	Injury at Birth
	Want of Breast-milk, Starvation	1	1
	Atrophy, Debility, Marasmus	1	1	2	2	..	2	1	1	9
iv.	Tuberculous Meningitis	1	..	1
Tuberculous Diseases.	Do. Peritonitis; Tabes Mesenterica	1	1
	Other Tuberculous Diseases
	Erysipelas	1	1
	Syphilis
	Rickets
	Meningitis (<i>not Tuberculous</i>)
v.	Convulsions	1	..	1
Other causes.	Bronchitis	2	2	2
	Laryngitis
	Pneumonia	1	1	1	2	..	1	2	..	1	8
	Suffocation, overlying	4	4	1	5
	Other causes	1	1	1
		9	3	1	3	16	3	8	2	5	3	1	5	2	3	4	1	53

District (or sub-division) of Trinity. Population, Estimated to middle of 1909, 18,326. Births in the year, Legitimate, 479; Illegitimate, 14.
Deaths in the year of Legitimate Infants, 49; Illegitimate Infants, 4. Deaths from all Causes at all Ages, 316.

TABLE 15.
INFANTILE MORTALITY DURING THE YEAR 1909. **ALL SAINTS' WARD.**
Deaths from stated Causes in Weeks and Months under One Year of Age.

CAUSE OF DEATH.		Under 1 Week.	1-2 Weeks.	2-3 Weeks.	3-4 Weeks.	Total under 1 Month.	1-2 Months.	2-3 Months.	3-4 Months.	4-5 Months.	5-6 Months.	6-7 Months.	7-8 Months.	8-9 Months.	9-10 Months.	10-11 Months.	11-12 Months.	Total Deaths under One Year.
All Causes	Certified	17	4	4	3	28	8	12	6	5	3	5	6	6	7	86
	Uncertified	1	1	1
i. Common Infectious Diseases.	Small-pox
	Chicken-pox
	Measles	1	1	2
	Scarlet Fever	1	1
	Diphtheria (including Membranous Croup)
	Whooping Cough	1	1	...	1	3
	Cerebro-Spinal Meningitis
ii. Diarrhoeal Diseases	Influenza
	Diarrhoea, all forms	2	...	3	1	1	2	...	2	11
	Enteritis, Muco-enteritis, Gastro-enteritis	1	1	1	1	1	5
iii. Wasting Diseases.	Gastritis, Gastro-intestinal Catarrh	1	17
	Premature Birth	13	2	1	...	16	...	1	4
	Congenital Defects	3	1	4
iv. Tuberculous Diseases.	Injury at Birth
	Want of Breast-milk, Starvation
	Atrophy, Debility, Marasmus	1	...	2	3	6	4	1	2	1	...	1	1	16
v. Other causes.	Tuberculous Meningitis	1	1
	Do. Peritonitis; Tabes Mesenterica
	Other Tuberculous Diseases	1	1	2
	Erysipelas
	Syphilis
Other causes.	Rickets
	Meningitis (not Tuberculous)	1	1
	Convulsions	1	1	1
	Bronchitis	1	1	1	1	4
	Laryngitis
	Pneumonia	1	...	1	...	2	1	4	3	1	2	3	1	17
	Suffocation, overlying	1
	Other causes	1	2
		18	4	4	3	29	8	12	6	5	3	5	6	6	7	87

District (or sub-division) of All Saints. Population, Estimated to middle of 1909, 20,670. Births in the year, Legitimate, 675; Illegitimate, 6.
Deaths in the year of Legitimate Infants, 84; Illegitimate Infants, 33. Deaths from all Causes at all Ages, 386.

TABLE 16.
INFANTILE MORTALITY DURING THE YEAR 1909.

ST. MICHAEL'S WARD.

Deaths from stated Causes in Weeks and Months under One Year of Age.

CAUSE OF DEATH.		Under 1 Week.	1-2 Weeks.	2-3 Weeks.	3-4 Weeks.	Total under 1 Month.	1-2 Months.	2-3 Months.	3-4 Months.	4-5 Months.	5-6 Months.	6-7 Months.	7-8 Months.	8-9 Months.	9-10 Months.	10-11 Months.	11-12 Months.	Total Deaths under One Year.
All Causes	Certified ...	20	8	4	2	34	7	3	13	6	8	5	5	7	7	6	1	102
	Uncertified ...	1	1	1
i. Common Infectious Diseases.	Small-pox
	Chicken-pox
	Measles	3	...	3
	Scarlet Fever
	Diphtheria (including Membranous Croup)	1	1	...	2
	Whooping Cough	1	2	...	1	1	...	1	...	6
	Cerebro-Spinal Meningitis	1	1
ii. Diarrhoeal Diseases.	Influenza
	Diarrhoea, all forms	1	...	1	1	1	...	2	3	1	10
	Enteritis, Muco-enteritis, Gastro-enteritis	1	1
	Gastritis, Gastro-intestinal Catarrh	9
iii. Wasting Diseases.	Premature Birth ...	6	3	9	9
	Congenital Defects ...	7	7	1	1	5
	Injury at Birth ...	5	5	1
iv. Tuberculous Diseases.	Want of Breast-milk, Starvation	1	1
	Atrophy, Debility, Marasmus ...	2	3	1	1	7	4	2	1	2	1	1	18
	Tuberculous Meningitis	1	1	2	...	3
	Do. Peritonitis: Tabes Mesenterica
	Other Tuberculous Diseases	1	1
	Erysipelas	1	1
	Syphilis	1	1	1	3
v. Other causes.	Rickets	1	1	...	2
	Meningitis (not Tuberculous)	1
	Convulsions	1	...	1	4
	Bronchitis	1	...	1	1	1
	Laryngitis
	Pneumonia ...	1	1	2	2	...	3	2	...	1	...	2	1	1	1	15
	Suffocation, overlying	2	...	2	1	1	4
	Other causes	1	1	1	1	4
		21	8	4	2	35	7	3	13	6	8	5	5	7	7	6	1	103

District (or sub-division) of St. Michael. Population, Estimated to middle of 1909, 25,450. Births in the year, Legitimate, 660; Illegitimate, 11.
Deaths in the year of Legitimate Infants, 95; Illegitimate Infants, 8. Deaths from all Causes at all Ages, 455.

TABLE 17.
INFANTILE MORTALITY DURING THE YEAR 1909.

ST. JUDE'S WARD.

Deaths from stated Causes in Weeks and Months under One Year of Age.

CAUSE OF DEATH.		Under 1 Week.	1-2 Weeks.	2-3 Weeks.	3-4 Weeks.	Total under 1 Month.	1-2 Months.	2-3 Months.	3-4 Months.	4-5 Months.	5-6 Months.	6-7 Months.	7-8 Months.	8-9 Months.	9-10 Months.	10-11 Months.	11-12 Months.	Total Deaths under One Year.
All Causes	Certified ...	8	...	2	5	15	3	7	4	2	2	2	1	1	5	4	3	49
	Uncertified
i. Common Infectious Diseases.	Small-pox
	Chicken-pox
	Measles	1	1	2
	Scarlet Fever
	Diphtheria (including Membranous Croup)
	Whooping Cough	1	1
	Cerebro-Spinal Meningitis
ii. Diarrhoeal Diseases.	Influenza
	Diarrhoea, all forms	2	...	1	...	1	1	1	...	6
	Enteritis, Muco-enteritis, Gastro-enteritis	1	1
iii. Wasting Diseases.	Gastritis, Gastro-intestinal Catarrh	6
	Premature Birth ...	4	2	6	2
	Congenital Defects ...	1	1	...	1
iv. Tuberculous Diseases.	Injury at Birth
	Want of Breast-milk, Starvation	3
	Atrophy, Debility, Marasmus ...	1	1	1	1	2
	Tuberculous Meningitis	1	1	2
	Do. Peritonitis; Tabes Mesenterica	1	1	...	1
v. Other causes.	Other Tuberculous Diseases	1
	Erysipelas	1	...	1
	Syphilis
	Rickets	1	1	1
	Meningitis (not Tuberculous)
v. Other causes.	Convulsions	1	1	1	1	3
	Bronchitis	1	1
	Laryngitis
	Pneumonia	1	1	1	3	1	...	1	...	1	...	2	1	1	12
	Suffocation, overlying ...	2	...	1	...	3	1	...	1	5
	Other causes
		8	...	2	5	15	3	7	4	2	2	2	1	1	5	4	3	49

District (or sub-division) of St. Jude. Population, Estimated to middle of 1909, 15,357.

Births in the year, Legitimate, 333; Illegitimate, 7.

Deaths in the year of Legitimate Infants, 44; Illegitimate Infants 5.

Deaths from all Causes at all Ages, 273.

TABLE 18.
INFANTILE MORTALITY DURING THE YEAR 1909.

ST. GEORGE'S WARD.

Deaths from stated Causes in Weeks and Months under One Year of Age.

CAUSE OF DEATH.		Under 1 Week.	1-2 Weeks.	2-3 Weeks.	3-4 Weeks.	Total under 1 Month.	1-2 Months.	2-3 Months.	3-4 Months.	4-5 Months.	5-6 Months.	6-7 Months.	7-8 Months.	8-9 Months.	9-10 Months.	10-11 Months.	11-12 Months.	Total Deaths under One Year.
All Causes	Certified ...	13	7	6	2	28	8	7	4	11	6	9	6	7	1	9	6	102
	Uncertified
i.	Small-pox
Common	Chicken-pox
Infectious	Measles	1	1	2
Diseases.	Scarlet Fever
	Diphtheria (including Membranous Croup)	1	...	1
	Whooping Cough	2	...	1	...	1	...	4
	Cerebro-Spinal Meningitis
	Influenza
ii.	Diarrhoea, all forms	3	1	1	5	4	...	2	2	18
Diarrhoeal	Enteritis, Muco-enteritis, Gastro-enteritis	1	1	...	1	1	...	1	5
Diseases	Gastritis, Gastro-intestinal Catarrh	1	1
	Premature Birth ...	6	2	3	...	11	1	12
iii.	Congenital Defects ...	5	1	6	...	1	7
Wasting	Injury at Birth ...	1	1	1
Diseases.	Want of Breast-milk, Starvation	1	1	1
	Atrophy, Debility, Marasmus	1	2	2	5	...	1	1	1	1	2	1	2	14
iv.	Tuberculous Meningitis	1	1
Tuberculous	Do. Peritonitis; Tabes Mesenterica	1	1	2
Diseases.	Other Tuberculous Diseases	1	...	1	1	...	3
	Erysipelas	1	1
	Syphilis	1	...	1	1
	Rickets
	Meningitis (not Tuberculous)	1	1
v.	Convulsions ...	1	1	1	1	1	4
Other causes.	Bronchitis	1	1	1	...	1	...	4
	Laryngitis	1	1
	Pneumonia	2	1	1	2	1	1	1	4	...	13
	Suffocation, overlying	2	2	1	1	4
	Other causes	1	1
		13	7	6	2	28	8	7	4	11	6	9	6	7	1	9	6	102

District (or sub-division) of St. George. Population, Estimated to middle of 1909, 21,693. Births in the year, Legitimate, 701; Illegitimate, 6.
Deaths in the year of Legitimate Infants, 97; Illegitimate Infants, 5. Deaths from all Causes at all Ages, 432.

TABLE 19.
INFANTILE MORTALITY DURING THE YEAR 1909.

CHRISTCHURCH WARD.

Deaths from stated Causes in Weeks and Months under One Year of Age.

CAUSE OF DEATH.		Under 1 Week.	1-2 Weeks.	2-3 Weeks.	3-4 Weeks.	Total under 1 Month.	1-2 Months.	2-3 Months.	3-4 Months.	4-5 Months.	5-6 Months.	6-7 Months.	7-8 Months.	8-9 Months.	9-10 Months.	10-11 Months.	11-12 Months.	Total Deaths under One Year.
All Causes	Certified ...	5	2	2	...	9	4	5	1	2	3	2	1	6	1	1	1	36
	Uncertified
i. Common Infectious Diseases.	Small-pox
	Chicken-pox
	Measles	1	1	1	1	1	...	5
	Scarlet Fever
	Diphtheria (including Membranous Croup)
	Whooping Cough
	Cerebro-Spinal Meningitis
ii. Diarrhoeal Diseases.	Influenza
	Diarrhoea, all forms	1	1	...	2	4
	Enteritis, Muco-enteritis, Gastro-enteritis	1	1	2
iii. Wasting Diseases.	Gastritis, Gastro-intestinal Catarrh
	Premature Birth ...	3	3	...	1	1	5
	Congenital Defects ...	1	1	2	2
iv. Tuberculous Diseases.	Injury at Birth
	Want of Breast-milk, Starvation
	Atrophy, Debility, Marasmus	1	1	1
v. Other causes.	Tuberculous Meningitis
	Do. Peritonitis: Tabes Mesenterica
	Other Tuberculous Diseases
	Erysipelas
	Syphilis
Other causes.	Rickets
	Meningitis (not Tuberculous)	1	1
	Convulsions ...	1	1	2	1	4
	Bronchitis	1	...	1	1	1	1	1	4
	Laryngitis	1
	Pneumonia	1	...	1	1	1	3
	Suffocation, overlying	1	3	4
	Other causes
		5	2	2	...	9	4	5	1	2	3	2	1	6	1	1	1	36

District (or sub-division) of Christchurch. Population, Estimated to middle of 1909, 11,525. Births in the year. Legitimate, 234; Illegitimate, 6.
Deaths in the year of Legitimate Infants, 34; Illegitimate Infants. 2. Deaths from all Causes at all Ages, 202.

TABLE 20.
INFANTILE MORTALITY DURING THE YEAR 1909.

ST. SAVIOUR'S WARD.

Deaths from stated Causes in Weeks and Months under One Year of Age.

CAUSE OF DEATH.		Under 1 Week.	1-2 Weeks.	2-3 Weeks.	3-4 Weeks.	Total under 1 Month.	1-2 Months.	2-3 Months.	3-4 Months.	4-5 Months.	5-6 Months.	6-7 Months.	7-8 Months.	8-9 Months.	9-10 Months.	10-11 Months.	11-12 Months.	Total Deaths under One Year.
All Causes	Certified	6	2	2	...	10	5	4	4	5	7	4	1	4	4	5	...	53
	Uncertified	1	1	1
i.	Small-pox
Common Infectious Diseases.	Chicken-pox
	Measles	1	1	1	...	3
	Scarlet Fever
	Diphtheria (including Membranous Croup)	1	1
	Whooping Cough
	Cerebro-Spinal Meningitis
	Influenza
ii. *	Diarrhoea, all forms	1	...	3	1	5
Diarrhoeal Diseases	Enteritis, Muco-enteritis, Gastro-enteritis	1	...	1	1
	Gastritis, Gastro-intestinal Catarrh
	Premature Birth	5	2	1	...	8	1	9
iii.	Congenital Defects	2	2	2
Wasting Diseases.	Injury at Birth
	Want of Breast-milk, Starvation
	Atrophy, Debility, Marasmus	3	3	2	1	2	2	1	1	...	1	...	16
iv.	Tuberculous Meningitis
Tuberculous Diseases.	Do. Peritonitis; Tabes Mesenterica
	Other Tuberculous Diseases	1	1
	Erysipelas
	Syphilis
	Rickets
	Meningitis (not Tuberculous)	1	1	2
v.	Convulsions
Other causes.	Bronchitis	1	1	1	3
	Laryngitis
	Pneumonia	1	1	1	1	2	2	...	8
	Suffocation, overlying	1	1	...	2
	Other causes	1	1
		7	2	2	...	11	5	4	4	5	7	4	1	4	4	5	...	54

District (or sub-division) of St. Saviour. Population, Estimated to middle of 1909, 12,344. Births in the year, Legitimate, 303; Illegitimate, 7. Deaths in the year of Legitimate Infants, 52; Illegitimate Infants, 2. Deaths from all Causes at all Ages, 194.

TABLE 21.
INFANTILE MORTALITY DURING THE YEAR 1909. **BOROUGH OF SOUTHWARK.**
Deaths from stated Causes in Weeks and Months under One Year of Age.

CAUSE OF DEATH.		Under 1 Week.	1-2 Weeks.	2-3 Weeks.	3-4 Weeks.	Total under 1 Month.	1-2 Months.	2-3 Months.	3-4 Months.	4-5 Months.	5-6 Months.	6-7 Months.	7-8 Months.	8-9 Months.	9-10 Months.	10-11 Months.	11-12 Months.	Total Deaths under One Year.
All Causes	Certified	127	45	27	32	231	61	63	61	46	41	35	30	45	37	38	19	707
	Uncertified	4	4	4
i. Common Infectious Diseases.	Small-pox
	Chicken-pox
	Measles	2	1	2	7	7	4	3	26
	Scarlet Fever	1	1
	Diphtheria (including Membranous Croup)	1	1	...	2	...	4
	Whooping Cough	1	1	1	1	...	1	4	3	1	4	...	2	...	18
	Cerebro-Spinal Meningitis	1	1
ii. Diarrhoeal Diseases.	Influenza
	Diarrhoea, all forms	1	1	6	14	10	13	12	5	10	7	7	3	1	89
	Enteritis, Muco-enteritis, Gastro-enteritis	1	1	...	2	2	6	5	2	7	3	...	2	2	...	1	32
iii. Wasting Diseases.	Gastritis, Gastro-intestinal Catarrh	1	1	2	1	1	5
	Premature Birth	66	16	7	5	94	5	2	1	...	1	...	103
	Congenital Defects	27	4	1	5	37	1	2	1	...	1	1	43
iv. Tuberculous Diseases.	Injury at Birth	8	8	8
	Want of Breast-milk, Starvation	2	...	1	3	1	4
	Atrophy, Debility, Marasmus	11	10	5	9	35	14	9	15	9	5	8	5	3	...	1	3	107
	Tuberculous Meningitis	1	1	1	2	...	1	1	4	1	11
	Do. Peritonitis; Tabes Mesenterica	2	1	1	2	1	1	8
v. Other causes.	Other Tuberculous Diseases	2	1	2	...	2	1	2	...	10
	Erysipelas	2	...	2	...	1	...	2	1	6
	Syphilis	1	1	2	1	1	1	1	6
	Rickets	1	1	...	1	1	1	...	1	5
	Meningitis (not Tuberculous)	1	...	2	2	1	1	1	1	...	9
	Convulsions	7	3	1	1	12	4	...	1	1	1	1	...	1	...	2	2	25
	Bronchitis	2	2	1	5	5	3	4	2	2	3	2	4	2	1	1	34
	Laryngitis	1	1	2
	Pneumonia	3	3	4	3	13	13	11	14	8	3	4	8	11	11	13	2	111
	Suffocation, overlying	8	2	3	1	14	4	7	1	1	1	...	28
	Other causes	1	2	3	1	1	3	2	...	1	1	...	2	...	1	15
		131	45	27	32	235	61	63	61	46	41	35	30	45	37	38	19	711

District: BOROUGH OF SOUTHWARK. Population, Estimated to middle of 1909, 211,125. Births in the year. Legitimate, 5,614; Illegitimate, 106.
Deaths in the year of Legitimate Infants, 664; Illegitimate Infants 47. Deaths from all Causes at all Ages, 3,528.

Borough of Southwark.

Disease	Cases notified in whole District.													Total Cases notified in each locality.										Number of cases removed to Hospital from each locality.															
	At ages—Years.													Sex.		At all ages.	St. Mary's Ward.	St. Paul's Ward.	St. Peter's Ward.	St. John's Ward.	Trinity Ward.	All Saints' Ward.	St. Michael's Ward.	St. Jude's Ward.	St. George's Ward.	Christchurch Ward.	St. Saviour's Ward.	St. Mary's Ward.	St. Paul's Ward.	St. Peter's Ward.	St. John's Ward.	Trinity Ward.	All Saint's Ward.	St. Michael's Ward.	St. Jude's Ward.	St. George's Ward.	Christchurch Ward.	St. Saviour's Ward.	Total.
	0-	1-	5-	10-	15-	20-	25-	35-	45-	55-	65-	75-	85-	Male.	Female.																								
Small-Pox	2	2	...	2	2	2	2			
Scarlet Fever ...	11	216	222	89	24	11	16	1	282	308	590	65	78	79	84	39	66	53	19	62	17	28	64	75	78	82	39	66	53	19	62	17	28	583	
Enteric Fever	4	6	7	1	7	9	1	15	20	35	5	1	3	3	5	1	3	5	4	3	2	5	...	3	3	5	1	3	3	4	3	1	31	
Diphtheria ...	11	96	90	15	15	9	17	1	132	122	254	28	16	21	22	18	27	38	13	38	8	25	26	16	19	21	18	26	36	10	37	8	25	242	
Memb. Croup	1	1	2	...	2	1	1	1	1	2		
Erysipelas ...	12	8	8	6	8	10	19	45	46	37	17	7	1	95	129	224	35	29	31	22	12	16	31	11	24	7	6		
Puerperal Fever	1	1	4	6	6	1	1	1	3	1	1	1	3	6		
Cerebro-Spinal Fever }	...	1	1	...	3	2	3	5	...	3	...	1	1	2	...	1	1	4			
Phthisis ...	2	3	33	35	31	36	127	161	141	57	18	...	458	186	644	119	75	63	62	38	60	99	32	52	19	25			
Relapsing Fever			
Continued Fever	1	1	1	1	1	1			
Typhus Fever			
TOTALS ...	36	325	359	151	89	70	191	217	188	94	35	7	1	988	775	1763	254	203	198	194	115	170	228	80	181	54	86	97	94	101	107	65	93	96	32	104	28	54	871

TABLE 23.

Vital Statistics of Separate Localities in 1909 and previous years.

NAMES OF LOCALITIES.	1. ST. MART'S WARD.				2. ST. PAUL'S WARD.				3. ST. PETER'S WARD.			
	Population estimated to middle of each year.	Births registered.	Deaths at all ages.	Deaths under 1 year.	Population estimated to middle of each year.	Births registered.	Deaths at all ages.	Deaths under 1 year.	Population estimated to middle of each year.	Births registered.	Deaths at all ages.	Deaths under 1 year.
1896 ...	20,594	...	442	131	20,548	...	360	101	29,874	...	630	206
1897 ...	21,094	...	465	134	20,548	...	382	81	29,874	...	653	194
1898 ...	21,296	...	453	124	20,738	...	364	82	30,074	...	584	166
1899 ...	21,464	...	548	146	20,905	...	401	101	19,362	...	482	133
1900 ...	21,626	...	461	115	21,067	...	423	75	19,524	...	453	120
1901 ...	21,691	...	472	126	21,011	...	378	96	19,103	...	400	110
1902 ...	21,760	...	437	109	21,076	...	350	72	19,163	...	384	99
1903 ...	21,819	...	354	89	21,132	...	295	68	19,214	...	354	104
1904 ...	21,890	...	416	123	21,192	...	338	70	19,214	...	326	94
1905 ...	21,954	689	384	99	21,258	530	347	68	19,214	525	290	61
1906 ...	22,040	668	391	90	21,322	519	349	68	19,214	520	322	81
1907 ...	22,118	677	405	94	21,388	502	329	65	19,214	545	286	67
1908 ...	22,200	637	360	71	21,457	526	310	66	19,214	597	301	80
Averages of Years 1896 to 1908	21,658	...	430	112	21,049	...	356	78	21,712	...	420	117
1909 ...	22,287	592	354	53	21,528	512	295	50	19,214	541	276	50
	7. ST. MICHAEL'S.				8. ST. JUDE'S.				9. ST. GEORGE'S WARD.			
	Population estimated to middle of each year.	Births registered.	Deaths at all ages.	Deaths under 1 year.	Population estimated to middle of each year.	Births registered.	Deaths at all ages.	Deaths under 1 year.	Population estimated to middle of each year.	Births registered.	Deaths at all ages.	Deaths under 1 year.
1896
1897
1898
1899
1900
1901 ...	24,850	...	567	148	15,008	...	288	65	21,140	...	498	142
1902 ...	24,927	...	634	183	15,055	...	309	86	21,205	...	525	155
1903 ...	24,994	...	497	135	15,088	...	260	55	21,261	...	388	113
1904 ...	25,062	...	534	135	15,129	...	289	75	21,327	...	497	147
1905 ...	25,133	771	445	113	15,171	383	266	58	21,395	737	479	142
1906 ...	25,207	754	468	107	15,215	448	250	60	21,466	689	431	120
1907 ...	25,287	713	517	121	15,261	374	267	50	21,539	728	412	105
1908 ...	25,369	729	442	115	15,308	389	244	60	21,615	702	408	115
Averages of Years 1901 to 1908	25,104	...	513	132	15,154	...	272	64	21,368	...	455	130
1909 ...	25,450	671	455	103	15,357	340	273	49	21,693	707	432	102

*NOTE.—In 1899 the two Wards of St. Peter and St. John were divided,

into three Sanitary Districts, St. Peter's, St. John's and All Saints'.

† Average years, 1899-1908.

‡ Average years, 1898-1908.

The Registrar-General had up to 1904 refused to give information as to the locality of the births, and The births in each Ward are

therefore I am unable to give the number of births in each Ward for the years prior to 1906. shown in this report for 1905, 1906, 1907, 1908 and 1909.

BOROUGH OF SOUTHWARK.

4. ST. JOHN'S WARD.				5. TRINITY WARD.				6. ALL SAINTS' WARD.			
Population estimated to middle of each year.	Births registered.	Deaths at all ages.	Deaths under 1 year.	Population estimated to middle of each year.	Births registered.	Deaths at all ages.	Deaths under 1 year.	Population estimated to middle of each year.	Births registered.	Deaths at all ages.	Deaths under 1 year.
32,030	...	701	251	18,145	...	394	120	*[See Note]
32,030	...	736	236	18,645	...	352	106
32,230	...	732	237	18,845	...	387	112
22,548	...	590	155	18,997	...	398	102	20,890	...	550	157
22,710	...	490	138	19,159	...	411	108	21,052	...	489	161
22,119	...	492	150	17,831	...	374	80	20,108	...	429	114
22,188	...	489	147	17,888	...	374	79	20,171	...	466	120
22,247	...	427	125	17,936	...	326	69	20,224	...	403	137
22,318	...	467	141	17,996	...	352	107	20,292	...	441	123
22,395	722	453	117	18,056	546	332	69	20,360	728	409	115
22,474	655	390	111	18,120	510	363	79	20,434	719	390	96
22,555	660	413	98	18,186	503	334	77	20,510	726	420	108
22,640	650	375	98	18,255	527	304	60	20,589	707	396	96
24,653	...	520	154	18,312	...	362	90	†20,463	...	439	122
22,731	633	345	74	18,326	493	316	53	20,670	681	386	87
10. CHRISTCHURCH WARD.				11. ST. SAVIOUR'S WARD.							
Population estimated to middle of each year.	Births registered.	Deaths at all ages.	Deaths under 1 year.	Population estimated to middle of each year.	Births registered.	Deaths at all ages.	Deaths under 1 year.	Population estimated to middle of each year.	Births registered.	Deaths at all ages.	Deaths under 1 year.
...
12,975	383	...	64	11,644	356	...	66
12,758	325	...	54	11,449	368	...	60
11,232	344	...	54	12,056	361	...	70
11,263	295	275	61	12,056	406	240	61
11,298	259	271	45	12,094	427	256	49
11,328	275	211	44	12,126	429	227	54
11,358	252	240	46	12,159	398	269	82
11,389	255	232	31	12,193	364	211	50
11,422	253	218	39	12,229	334	195	44
11,456	264	203	38	12,267	331	185	35
11,490	256	196	25	12,305	307	152	34
11,634	287	231	46	12,053	371	217	55
11,525	240	202	36	12,344	310	194	54




TABLE 24.

Cases of Infectious Disease

Notified to the Medical Officer of Health for the Borough of Southwark, during the year 1909,
occurring in the several wards:—

WARD.	Continued Fever.	Small- pox.	Scarlet Fever.	Enteric Fever.	Diph- theria.	Erysi- pelas.	Puerperal Fever.	Memb. Croup.	Cerebro- Spinal Fever.	Phthisis.	Total.
St. Mary ..	—	—	65	5	28	35	1	1	—	119	254
St. Paul ...	—	—	78	1	16	29	1	—	3	75	203
St. Peter ...	—	—	79	3	21	31	1	—	—	63	198
St. John ...	—	—	84	3	22	22	—	—	1	62	194
Trinity ...	—	2	39	5	18	12	—	1	—	38	115
All Saints ..	—	—	66	1	27	16	—	—	—	60	170
St. Michael ...	—	—	53	3	38	31	3	—	1	99	228
St. Jude ...	—	—	19	5	13	11	—	—	—	32	80
St. George ...	1	—	62	4	38	24	—	—	—	52	181
Christchurch	—	—	17	3	8	7	—	—	—	19	54
St. Saviour ...	—	—	28	2	25	6	—	—	—	25	86
Borough ...	1	2	590	35	254	224	6	2	5	644	1763

TABLE 25.

Deaths in the Sanitary Area from the principal Zymotic Diseases in the various Wards for 1909.

WARD.	Small Pox.	Measles.	Scarlet Fever.	Diph- theria	Whooping Cough.	Enteric Fever.	Diarr- hœa.	Phthisis.	Pneumonia & Bronchitis.	Heart Disease.
St. Mary ...	—	6	1	6	3	4	16	52	80	26
St. Paul ...	—	6	2	2	3	—	7	28	69	21
St. Peter ...	—	9	1	—	3	—	5	30	65	20
St. John ...	—	10	—	2	3	—	8	30	92	22
Trinity ...	—	9	3	4	9	—	9	29	72	22
All Saints ...	—	15	3	—	6	—	16	34	102	22
St. Michael ...	—	20	—	8	13	—	12	54	101	20
St. Jude ...	—	10	—	3	3	—	7	35	62	19
St. George ...	—	23	1	7	8	2	22	41	99	26
Christchurch ...	—	9	1	—	3	—	5	16	39	14
St. Saviour ...	—	10	2	1	3	—	6	28	43	10
Borough ...	—	127	14	33	57	6	113	377	824	222

TABLE 26.

The total number of Deaths in the Sanitary Area, with the Ages apportioned to the several Wards, and the Death-rate in each Ward for 1909.

WARD.	Male	Female.	Total.	Rate per 1000	AGES—YEARS.												
					0.	1.	5.	10.	15.	20.	25.	35.	45.	55.	65.	75.	85.
St. Mary ...	204	150	354	15.1	53	52	6	8	6	7	26	36	50	50	33	22	5
St. Paul ...	149	146	295	13.7	50	29	4	3	6	5	24	23	32	39	41	35	4
St. Peter ...	144	132	276	14.4	50	36	4	1	4	8	17	21	27	37	38	28	5
St. John ...	177	168	345	15.2	74	37	8	2	9	3	28	16	41	41	41	35	10
Trinity ...	164	152	316	17.2	53	37	10	7	3	4	16	23	44	49	44	23	3
All Saints ...	192	194	386	18.6	87	53	11	6	2	4	25	21	41	37	58	34	7
St. Michael	247	208	455	17.5	103	61	15	4	5	7	16	41	38	61	63	38	3
St. Jude ...	158	115	273	17.8	49	32	7	3	4	5	14	29	22	39	42	22	5
St. George...	214	218	432	20.0	102	78	13	6	13	7	25	41	46	35	34	23	9
Christchurch	116	86	202	17.5	36	20	2	—	6	9	11	12	25	33	28	15	5
St. Saviour	113	81	194	15.7	54	19	2	4	2	6	16	18	23	19	12	14	5
Whole { Borough }	1878	1650	3528	16.7	711	454	82	44	60	65	218	281	389	440	434	289	61

TABLE 27.
Cases of Infectious Disease

Notified to the Medical Officer of Health for Southwark, during each week of the year 1909.

Week Ending.		Small Pox	Scarlet Fever.	Diphtheria.	Membranous Croup.	Enteric Fever.	Continued Fever.	Cerebro-Spinal Fever.	Erysipelas.	Puerperal Fever.	Phthisis.	Total.
January	9 1909	...	17	2	...	3	5	...	19	46
"	16	...	6	2	...	3	3	...	18	32
"	23	...	11	3	1	1	3	...	19	38
"	30	...	7	2	4	...	24	37
February	6	...	12	5	8	...	10	35
"	13	...	2	3	...	2	2	...	17	26
"	20	...	6	5	...	2	3	1	11	28
"	27	...	6	6	4	...	14	30
March	6	...	9	10	...	1	6	...	25	51
"	13	...	12	7	...	2	2	...	20	43
"	20	1	4	8	4	...	11	28
"	27	...	8	8	...	1	...	1	6	...	22	46
April	3	...	8	7	...	1	...	3	9	...	20	48
"	10	...	8	7	1	3	...	9	28
"	17	...	10	8	1	4	...	9	32
"	24	...	6	6	4	1	17	34
May	1	...	9	3	4	1	10	27
"	8	...	9	3	1	...	11	24
"	15	...	10	3	1	...	1	1	12	28
"	22	...	11	8	5	...	10	34
"	29	...	12	7	2	...	13	34
June	5	...	16	6	6	...	17	45
"	12	...	15	7	...	1	6	...	16	45
"	19	...	11	9	...	1	3	...	11	35
"	26	...	13	3	3	...	10	29
July	3	...	15	1	...	1	5	1	9	32
"	10	...	20	7	...	3	1	...	9	40
"	17	...	18	2	6	...	4	30
"	24	...	22	7	...	3	3	...	10	45
"	31	...	12	5	2	...	9	28
August	7	...	11	3	4	...	8	26
"	14	...	8	6	3	...	7	24
"	21	...	6	1	...	1	4	...	11	23
"	28	...	12	5	3	...	8	28
September	4	...	7	6	4	...	8	25
"	11	...	18	3	6	...	15	42
"	18	...	20	4	...	1	2	...	8	35
"	25	...	23	2	3	...	10	38
October	2	...	18	4	...	2	6	...	3	33
"	9	...	15	8	10	...	14	47
"	16	...	24	4	2	...	6	36
"	23	...	11	4	...	1	5	...	11	32
"	30	...	14	5	...	1	5	...	13	38
November	6	...	11	4	6	...	12	33
"	13	...	9	6	5	...	14	34
"	20	...	5	2	4	...	4	15
"	27	...	8	5	...	3	4	...	14	34
December	4	...	10	6	9	...	11	36
"	11	1	6	2	8	...	17	34
"	18	...	8	4	...	1	4	1	8	26
"	25	...	9	6	2	...	13	30
January	1 (1910)	...	12	4	7	...	13	36
Total		2	590	254	2	35	1	5	224	6	644	1763

TABLE 28.

Analysis of Cases belonging to Newington treated in Hospitals and at Home for Eight Years, and also to the Borough of Southwark for Nine Years.

YEAR.	SMALL POX.							SCARLET FEVER.							DIPHTHERIA AND MEMBRANOUS CROUP.							ENTERIC FEVER.						
	Total number of Cases notified.	Cases removed to Hospital.	Died in Hospital.	Percentage of Deaths.	Cases Treated at Home.	Died at Home.	Percentage of Deaths.	Total number of Cases notified.	Cases removed to Hospital.	Died in Hospital.	Percentage of Deaths.	Cases Treated at Home.	Died at Home.	Percentage of Deaths.	Total number of Cases notified.	Cases removed to Hospital.	Died in Hospital.	Percentage of Deaths.	Cases Treated at Home.	Died at Home.	Percentage of Deaths.	Total number of Cases notified.	Cases removed to Hospital.	Died in Hospital.	Percentage of Deaths.	Cases Treated at Home.	Died at Home.	Percentage of Deaths.
1893	60	58	6	10.3	2	1080	332	23	6.9	748	28	3.7	468	82	21	25.6	386	72	18.6	65	19	2	10.5	46	11	23.9
1894	15	15	2	13.3	550	301	9	2.9	249	10	4.0	319	84	13	15.4	235	48	20.4	83	35	3	8.5	48	11	22.9
1895	19	19	4	21.0	414	177	11	6.2	237	5	2.0	278	90	12	13.0	188	40	21.3	87	40	2	5.0	47	13	27.0
1896	3	3	1	33.3	666	362	18	4.9	304	11	3.6	399	158	25	15.8	241	46	19.0	89	20	3	15.0	69	15	21.7
1897	769	537	27	5.0	232	6	2.5	331	207	35	16.9	124	30	24.2	79	40	2	5.0	39	7	17.9
1898	617	488	19	3.9	129	5	3.9	459	376	57	15.1	83	15	18.0	90	60	6	10.0	30	4	13.3
1899	509	448	11	2.4	61	2	3.2	728	633	78	12.3	95	26	27.3	111	77	12	15.6	34	11	32.3
1900	1	1	356	316	9	2.8	40	2	5.0	447	395	58	14.7	52	12	23.1	101	80	13	16.2	21	8	38.1
1901	89	89	14	15.7	1301	1188	51	4.3	113	3	2.6	558	484	42	8.6	74	11	14.8	135	120	14	11.6	15	4	26.6
1902	518	513	74	14.4	5	4	80.0	1098	1046	39	3.7	52	3	5.7	539	500	50	10.0	39	13	33.3	193	179	20	11.1	14	3	21.4
1903	40	39	1	512	493	18	3.6	19	354	333	19	5.7	21	4	19.0	122	105	19	19.0	17	3	17.6
1904	28	27	1	3.7	1	415	388	11	2.8	27	1	3.7	281	257	18	7.0	24	8	33.3	92	77	13	16.8	15	5	33.3
1905	776	740	28	3.8	36	304	280	38	13.6	24	6	25.0	74	67	7	10.4	7	4	57.0
1906	1470	1428	45	3.2	42	401	375	25	6.6	26	6	23.0	111	105	8	7.6	6	4	66.6
1907	1275	1232	34	2.7	43	1	2.3	422	410	32	7.8	12	1	33.3	80	74	7	9.4	6	4	66.6
1908	775	756	23	3.0	19	1	5.3	270	266	30	11.3	4	2	50.0	48	45	5	11.1	3	2	66.6
1909	2	2	590	583	13	2.2	7	1	14.3	256	244	26	10.7	12	7	58.3	35	31	6	19.3	4

TABLE 29.
Analysis of Sickness and Mortality Statistics in London during the Year 1909.

CITIES AND BOROUGHES.	Estimated Population in the middle of 1908.	NOTIFIED CASES OF INFECTIOUS DISEASE.										DEATHS FROM PRINCIPAL INFECTIOUS DISEASES.															
		Small-pox.	Scarlet Fever.	Diphtheria.*	Typhus Fever.	Etiotic Fever.	Other continued fevers.	Puerperal Fever.	Erysipelas.	Cerebro-Spinal meningitis.	Total.	Annual rate per 1000 persons living.	Small-pox.	Measles.	Scarlet Fever.	Diphtheria.*	Whooping-cough.	Typhus Fever.	Etiotic Fever.	Other continued Fevers.	Diarrhoea.	Total.	Annual rate per 1000 persons living.	Deaths from all causes.	Death-rate per 1000 living.	Deaths of Infants under one year to 1000 births.	
LONDON	4,833,938	21	17,251	6685	7	1042	20	287	4194	111	29,618	6.1	2	2324	383	605	1246	...	146	2	1577	6285	1.3	67,632	14.0	107	
West Districts—																											
Paddington	151,955	...	630	184	...	29	...	3	106	4	956	6.3	...	36	14	10	36	...	4	...	36	136	0.9	1956	12.9	108	
Kensington	183,683	...	420	177	...	48	...	7	135	4	791	4.3	...	58	9	19	40	...	8	...	49	183	1.0	2440	13.3	119	
Hammersmith	125,704	...	389	192	...	16	...	14	76	1	688	5.5	...	80	11	23	47	...	5	...	44	210	1.7	1791	14.3	125	
Fulham	176,406	...	511	322	...	41	1	34	115	3	1027	5.8	...	74	10	40	49	...	4	...	99	276	1.6	2113	12.0	111	
Chelsea	75,249	...	307	98	...	12	2	1	40	...	460	6.1	...	24	6	15	13	...	2	...	15	75	1.0	1084	14.4	114	
City of Westminster.....	168,883	1	590	225	...	25	...	5	102	3	951	5.6	1	25	18	18	19	...	7	...	16	104	0.6	2212	13.1	103	
North Districts—																											
St. Marylebone	126,027	...	458	113	...	21	...	3	134	6	735	5.8	...	33	8	9	25	...	1	...	29	105	0.8	1836	14.6	64	
Hampstead	94,185	...	259	47	...	16	...	5	30	4	361	3.8	...	14	4	5	18	...	5	...	4	50	0.5	839	8.9	77	
St. Pancras	237,422	1	771	320	...	50	...	15	155	6	1318	5.6	...	105	17	27	30	...	6	...	45	230	1.0	3510	14.8	109	
Islington	351,202	3	1284	432	1	94	...	14	221	11	2060	5.9	...	199	26	30	86	...	13	...	69	423	1.2	4913	14.0	105	
Stoke Newington	54,423	...	110	28	...	11	...	4	27	...	180	3.3	...	10	3	2	14	...	1	...	4	34	0.6	612	11.3	82	
Hackney.....	237,601	1	784	264	...	59	1	15	271	6	1401	5.9	...	57	10	19	51	...	6	...	77	220	0.9	2988	12.6	98	
Central Districts—																											
Holborn	53,802	1	97	47	...	16	1	2	41	...	206	3.8	...	14	3	3	15	...	1	...	9	45	0.8	836	15.6	70	
Finsbury.....	95,289	...	240	167	1	13	...	5	132	3	561	5.9	...	85	11	14	51	...	3	...	60	224	2.4	1829	19.2	108	
City of London.....	18,193	1	38	19	...	4	...	1	10	...	73	4.0	...	6	4	...	1	...	2	13	0.7	368	20.3	117	
East Districts—																											
Shoreditch	114,802	...	341	186	...	50	...	14	144	2	737	6.4	...	130	9	22	72	...	6	...	89	328	2.9	2178	19.0	146	
Bethnal Green	131,316	1	566	184	...	33	...	7	164	5	960	7.3	...	79	25	17	40	...	4	...	95	260	2.0	2201	16.8	134	
Stepney	312,525	8	1038	583	2	71	2	13	487	4	2208	7.1	1	236	26	51	69	...	6	...	137	526	1.7	4759	15.3	115	
Poplar	171,965	...	733	213	...	54	...	13	177	8	1189	7.0	...	156	23	20	84	...	13	...	109	405	2.4	2787	16.3	133	
South Districts—																											
Southwark	211,125	2	590	256	...	35	1	6	224	5	1119	5.3	...	127	14	33	57	...	6	...	113	350	1.7	3528	16.7	124	
Bermondsey	127,569	...	458	198	3	30	...	7	143	4	843	6.6	...	200	15	9	55	...	2	...	67	348	2.7	2388	18.8	140	
Lambeth	324,188	...	1182	378	...	50	1	16	191	14	1832	5.7	...	104	27	58	85	...	9	1	103	387	1.2	4544	14.1	97	
Battersea	186,036	...	723	288	...	54	...	14	156	4	1239	6.7	...	90	8	22	63	...	7	...	49	239	1.3	2416	13.0	112	
Wandsworth	297,646	...	997	371	...	66	2	26	193	4	1659	5.6	...	111	14	27	69	...	6	1	58	286	1.0	3524	11.9	87	
Camberwell	283,022	1	1017	379	...	47	...	14	234	4	1636	6.0	...	105	17	43	52	...	5	...	84	306	1.1	3776	13.4	102	
Deptford	118,583	...	374	195	...	33	6	7	181	2	798	6.7	...	67	12	15	47	...	6	...	31	178	1.5	1611	13.6	104	
Greenwich	111,014	...	390	163	...	30	1	8	95	4	691	6.2	...	38	9	7	20	...	4	...	36	114	1.0	1350	12.2	100	
Lewisham	160,749	1	927	388	...	18	1	4	105	...	1444	9.0	...	6	15	21	20	...	2	...	29	93	0.6	1656	10.3	75	
Woolwich	133,374	...	1027	267	...	12	...	9	101	...	1416	10.6	...	55	19	26	15	...	3	...	19	137	1.0	1587	11.9	81	
Port of London.....	1	...	4	1	...	4	...	10	—		

* Including

Membranous Croup.

TABLE 30.

ZYMOTIC MORTALITY FOR THE SANITARY AREA, 1909

Showing the localities where the deaths occurred.

LOCALITY.	Small Pox.	Measles.	Scarlet Fever.	Diphtheria.	Whooping Cough.	Typhus Fever.	Enteric Fever.	Diarrhæa.	Cerebro-Spinal Fever.	Total.
The Borough (excluding institutions)	...	111	1	7	45	77	...	241
Asylums Board Hos.	...	3	13	15	3	...	1	35
Guy's Hospital	...	5	...	7	1	7	2	22
Evelina Hospital	9	16	...	25
St. Thomas's Hos....	3	1	3	...	7
Southwark Infirmary	...	7	2	...	1	2	...	12
Hanwell Asylum	1	...	1
Lambeth Infirmary..	2	...	2
Hospital for Sick Children, Great Ormond street	...	1	1
Westminster Hosp...	1	...	1
Royal Hospital for Women and Children, Waterloo rd.	1	2	...	3
Middlesex Hospital..	1	...	1
Children's Infirmary, Carshalton	1	1
King's College Hosp.	1	...	1
TOTAL	...	127	14	33	57	...	6	113	3	353

SMALL-POX.

Two cases of this disease were notified during the year 1909.

- (1) H. L., aged 24, Barman, engaged at a tavern in the city. The source of the disease was traced by the Medical Officer of the City. His home in our borough was disinfected and the contacts were re-vaccinated. No further spread of the disease from the home took place.
- (2) D. P., aged 22 years, Kitchen Porter. This case was found, after a residence of ten days in the hospital, not to be suffering from the disease, and was discharged.

Deaths from Small-pox during the last ten years:—

1900	—	1905	—
1901	14	1906	—
1902	78	1907	—
1903	—	1908	—
1904	1	1909	—

SCARLET FEVER.

The deaths from Scarlet Fever in the borough were 14 during 1909, as against 24, 35, 45, 28 and 12 for the preceding five years. This cycle of five years, which is the usual cyclical period of the disease in this borough, has been marked by a diminution of one-third of the number of the cases when compared with those of the previous period of five years. There has likewise been a smaller death-rate on the number of cases notified. This condition must be considered as highly satisfactory. The cases have been spread pretty evenly over the district, and nothing in the form of an outbreak has occurred. If the disease takes its usual course the lowest point of the cycle was reached this year, and we may therefore look to a rise next year. I trust, however, the recent improvement may continue.

Every case has been carefully inquired into, and a full statement of all contacts sent on to all those interested and concerned in the matter.

The total number of cases notified was 590, as against 775 for 1908.

The percentage of deaths to the total cases notified was 2.0.

The annual mortality per 1,000 living was 0.07.

The number of cases notified, as compared with London, during the last ten years was:—

	In Southwark.	In London.		In Southwark.	In London.
1900	689	13,809	1905	776	19,461
1901	1,301	18,390	1906	1,470	20,329
1902	1,098	18,394	1907	1,275	25,925
1903	512	12,531	1908	775	22,072
1904	415	13,438	1909	590	17,251

Number of deaths from Scarlet Fever during the last ten years:—

	In Southwark.	In London.		In Southwark.	In London.
1900	22	361	1905	28	549
1901	54	584	1906	45	533
1902	42	560	1907	35	644
1903	18	361	1908	24	548
1904	12	365	1909	14	383

Of the 590 cases notified in the present year, as many as 583 were removed to hospital, *i.e.*, 98·8 per cent. as against 97·5 per cent. for last year.

The deaths in the 583 cases sent to hospital numbered 13, a mortality of 2·2 per cent., as against 3·0 per cent for last year.

In the 7 cases treated at home, there was one death, a mortality of 14·3 per cent.

It is our practice to spray the room well with formalin and to strip the paper off the walls in the process of disinfection after Scarlet Fever. In the event of the room being verminous it is afterwards fumigated with sulphur.

DIPHTHERIA.

There has been a small amount of this disease occurring in the Borough during the year under consideration. The fouling of the sub-soil in the low-lying parts, by sewage, after heavy storms, has not been so much as in former years, yet many cases have been reported where extensive flooding of basements has taken place. Matters are improving in this respect, and I feel sure that, when this fouling of the sub-soil has been reduced to a minimum by the provision of more sewers, Diphtheria in Southwark will be very little seen. No outbreak of any importance has occurred which needs mentioning.

The deaths from the disease numbered 33, as against 32 for the year 1909.

The total number of cases notified, including Membranous Croup, was 256 for this year, and 270 for the preceding one.

The percentage of deaths to the total number of cases notified was 12.9.

The annual mortality per 1,000 living was 0.16.

The number of cases notified, as compared with London, during the last ten years was :—

	In Southwark.	In London.		In Southwark.	In London.
1900	784	11,990	1905	304	6,482
1901	558	12,154	1906	401	8,045
1902	539	10,735	1907	422	8,771
1903	354	7,738	1908	270	8,002
1904	281	7,220	1909	256	6,685

Number of deaths from Diphtheria during the last ten years :—

	In Southwark.	In London.		In Southwark.	In London.
1900	108	1,539	1905	44	546
1901	53	1,330	1906	31	691
1902	63	1,159	1907	36	781
1903	23	740	1908	32	724
1904	26	723	1909	33	605

Of the 256 cases notified 244, or 95.3 per cent., were removed to hospital with 26 deaths, a mortality of 10.7 per cent., whilst in the 12 cases treated at home there were 7 deaths, a mortality of 58.3 per cent.

The Wards most affected were St. Michael's, St. George's, St. Mary's and All Saints', in the order named.

ENTERIC FEVER.

The deaths from Enteric Fever during the year numbered 6, as against 7, 11, 12, in the preceding three years.

The total number of cases notified was 35 for the present year, and 48, 80 and 111 for the preceding three years.

Our inhabitants dearly love mussels and cockles; the history of many of the cases clearly points to those delicacies as the cause of the complaint. The partial cooking these shell fish are subjected to does not, evidently, kill the special organism.

The percentage of deaths to the total number notified was 17·1.

The annual mortality per 1,000 living was 0·03.

The deaths from Enteric Fever for the last ten years :—

1900	39	1905	11
1901	18	1906	12
1902	23	1907	11
1903	23	1908	7
1904	18	1909	6

The number of cases notified during the last ten years :—

1900	307	1905	74
1901	135	1906	111
1902	193	1907	80
1903	122	1908	48
1904	92	1909	35

Of the 35 cases notified as many as 31 were removed to hospital, of which 6 died, a mortality of 19·3 per cent.

In the 4 cases treated at home none died.

The percentage of cases removed to hospital to the total number notified was 88·5.

DIARRHÆA.

There has been a considerable fall from last year in the number of cases of Diarrhæa. The coldness of the summer had much to do with this decline. The practice of visiting all houses at which a birth has occurred, and the urging of all mothers, when that is possible, to breast-feed the infant must have had some effect upon the disease. A pretty satisfactory supervision of infants up to twelve months of age, has been carried out in four of the Wards, and this work we hope to extend, as quickly as possible, to the other parts of the Borough. In this work we can estimate the migratory habits of the people. It is astonishing how much the families move from house to house, not only in the Borough

itself, but also into other boroughs. Not more than fifty per cent. of the infants born in the Borough remain until they are twelve months old in the same house.

The annual death-rate from Diarrhæa per 1,000 living was 0·53.

Deaths from diarrhæa during the last ten years:—

1900	233	1905	183
1901	222	1906	225
1902	169	1907	101
1903	197	1908	188
1904	282	1909	113

TYPHUS FEVER.

No death occurred from this disease during the year, and no case was notified.

MEASLES.

The deaths from Measles during the year numbered 127, as against 77, 112, and 95 for the previous three years.

The death-rate per 1,000 living was 0·60.

Deaths from Measles during the last ten years:—

1900	116	1905	154
1901	161	1906	95
1902	164	1907	112
1903	83	1908	77
1904	191	1909	127

The Wards mostly affected were St. George's, St. Michael's and All Saints', in the order named.

The cases of Measles reported to the Medical Officer of Health from the Schools numbered 833. There must have been in the whole Borough at least 1,600 more cases not reported to us.

WHOOPING COUGH.

The deaths from this disease were 57 for this year and 50 for 1908.

The Wards most affected were St. Michael's, Trinity and St. George's.

The annual death-rate per 1,000 living was 0·27.

Deaths from Whooping Cough for the last ten years:—

1900	120	1905	80
1901	98	1906	54
1902	114	1907	103
1903	68	1908	50
1904	118	1909	57

438 cases of Whooping Cough were notified to the Medical Officer of Health from the Schools.

CEREBRO-SPINAL FEVER.

During the year five cases of Cerebro-Spinal Fever were notified, of which three died.

CHICKEN-POX.

During the year 477 cases of Chicken Pox were notified to the Medical Officer of Health from the Schools.

PHTHISIS.

The total number of Phthisis cases notified during the year was 644, of which 165 were voluntary, and 479 were Poor Law cases. Of the 165 voluntary cases 33 were notified from Brompton Hospital, 4 from Guy's Hospital and 4 from St. Margaret's Hospital. The number of voluntary notifications, both from medical practitioners and hospitals is very unsatisfactory, considering that there must be at least 2,500 cases in the Borough not notified to the Medical Officer, and in no way supervised by the Health Department.

On receipt of a notification of Phthisis the house is visited and inspected, and every person connected with the patient examined. Periodic disinfection is also carried out at short intervals.

The Council decided at the end of the year to have allotted for Southwark patients five beds in a sanatorium. Arrangements have since been made for five beds at the Benenden Sanatorium in Kent, belonging to the National Association for providing Sanatoria for Tuberculosis.

In the notification of Poor Law cases it has been remarkable that not a single complaint has been received in regard either to the periodic

disinfection or to visits made to the cases. The patients appear to have realised that what has been done has been entirely for their benefit, and I think that an extension of this notification could well be made in the direction of all hospital and dispensary patients before compulsory notification of private persons is decided upon.

TABLE 31.

TUBERCULOSIS OF THE LUNG (including Phthisis) AND OTHER FORMS OF TUBERCULOSIS.

Mortality Rates per 1,000,000 persons living.

YEAR.	Tuberculosis of the Lung (including Phthisis)		Other forms of Tuberculosis.		
	Males (All Ages).	Females (All ages).	Males (All ages).	Females (All ages)	Children (under five).
1901 ...	2944	2060	813	680	4062
1902 ...	3533	1782	782	717	4600
1903 ...	2850	1932	944	831	5137
1904 ...	3092	1705	768	694	4693
1905 ...	2624	1624	670	663	3315
1906 ...	2616	1485	745	623	3772
1907 ...	2579	1471	571	573	3062
1908 ...	2267	1561	588	442	3062
1909 ...	2364	1205	539	588	2237
AVERAGES ...	2763	1647	713	651	3771

TABLE 32.
Age Groups of Cases of Phthisis notified during the Year 1909.

WARD.			0-	1-	5-	10-	15-	20-	25-	35-	45-	55-	65-	75-	85-	Males.	Females	Total.
St. Mary	—	1	—	3	3	8	21	34	36	10	3	—	—	104	15	119
St. Paul	—	—	2	1	6	3	21	23	12	5	2	—	—	56	19	75
St. Peter	—	—	3	1	2	3	16	14	14	8	2	—	—	39	24	63
St. John	—	1	5	4	2	3	14	11	19	2	1	—	—	40	22	62
Trinity	—	—	1	1	1	1	5	9	11	6	3	—	—	31	7	38
All Saints	—	—	5	2	1	4	18	14	10	5	1	—	—	41	19	60
St. Michael	—	1	7	12	4	6	11	24	18	12	4	—	—	67	32	99
St. Jude...	—	—	2	4	1	1	4	11	8	1	—	—	—	23	9	32
St. George	1	—	4	3	8	1	12	11	6	4	2	—	—	27	25	52
Christchurch	—	—	3	1	1	3	2	3	3	3	—	—	—	14	5	19
St. Saviour	1	—	1	3	2	3	3	7	4	1	—	—	—	16	9	25
Total	2	3	33	35	31	36	127	161	141	57	18	—	—	458	186	644

The provision of Sanatoria for persons suffering from Phthisis in its early stage.

The Public Health Committee brought the following report before the Council when it was recommended :—

- (a) That the principle of the Council providing accommodation at Sanatoria for persons suffering from the early stages of Phthisis be adopted.
- (b) That the matter be referred back to the Public Health Committee to make enquiries from suitable Sanatoria as to the provision of five beds for initial cases of Phthisis in the Borough.

Both recommendations were adopted.

Report made to Council by Public Health Committee :—

“That in connection with the voluntary notification of Phthisis, the question of providing accommodation at Sanatoria for persons suffering from the disease be referred to the Public Health and Sanitary Committee for consideration and report.”

The Medical Officer of Health reports that in the Memorandum of the Medical Officers of Health of the Local Government Board on Administrative Measures against Tuberculosis great importance is attached by him to educational methods. He advises that where the home treatment has been found insufficient to cure the patient, Sanatorium treatment, on educational grounds alone, should be carried out and the patient should be sent away, even for a short period, for sanatorium discipline and instruction. Anyone acquainted with the nature of Phthisis must strongly agree with what has been stated, not only for the benefit of the patient himself, but to prevent others from becoming infected with the disease.

Under Section 75 of the Public Health (London) Act, 1891, “any Sanitary Authority have power to enter into any agreement with any person having the management of any hospital for the reception of the sick inhabitants of their district, on payment of such annual or other sum as may be agreed on,” and further, in Section 78 of the same Act there is provision for the conveyance of infected persons to hospital or other place of destination. It will be seen, therefore, that our Council have power to enter into an agreement with the authorities of a sanatorium to have sent for treatment any inhabitant of their district suffering from Consumption.

In a district such as Southwark the majority of the persons affected by the Phthisis are of the working class, and owing in many cases to the limited accommodation that can be provided for the family, there is great danger of the disease being conveyed to the other members. It is only by rigid precautions being taken that the disease can be confined to the patient originally affected.

It is very satisfactory at the present time to know that a great many agencies are at work in the Borough, having for their object the amelioration of the conditions under which many of the people in our district live. Even in the last eight years these agencies must have been instrumental in lowering the total number of deaths from Phthisis. There has been since 1901 a material decrease in the number of deaths from this disease. In that year for the whole Borough the number was 516. In 1902, 550; in 1903, 496; in 1904, 499; in 1905, 443; in 1906, 429; in 1907, 425; and in 1908, 403.

It is considered that at the very least, six times the number of persons who have died in the year are affected by the complaint, and many place the figure as high as ten times. On that estimation we should have in Southwark upwards of 4,000 persons suffering from Phthisis at the present time. Southwark suffers more than other districts by the large number of common lodging houses in the Borough, by the casual nature of the employment of many of its inhabitants and the consequent poverty, and by the severe struggle for existence seen around us.

By the voluntary notification of Phthisis, which is steadily increasing, disinfection and other preventive methods have been carried out during the last few years.

The Woolwich Borough Council have had beds in the Maitland Cottage Sanatorium, Peppard, Oxfordshire, for the last six years. They maintain seven beds there at the present time. The annual cost to that Council is £78 per bed, and in the various reports of their Medical Officer of Health he expresses himself as very satisfied with the good that has been done to those who have been treated in the Sanatorium. More recently Westminster City Council have maintained a certain number of beds in the same Sanatorium, and in a similar manner they are satisfied with what has been done. There are many other Sanatoria throughout England to which patients can be sent.

Your Committee are informed that the approximate annual cost for each bed in a Sanatorium would be £70.

As the Council are aware Phthisis cases are notified voluntarily, disinfection and such other preventive methods as are possible are carried on, but nothing of a practical nature is being done by the Council to deal with the cases themselves as they arise. It may be pointed out, in the event of the Council deciding to adopt the principle under consideration, that only cases in the first stage of the disease would be dealt with and as far as possible preference would be given to males.

A suitable case, for instance, would be that of a young man with a young family, in the early stage of the disease, where a few months treatment at a Sanatorium would perhaps restore him to health, while at the same time he would be trained in the general hygienic regulations of his life in a practical manner that would be scarcely possible in his home.

Your Committee feel that Southwark, having regard to the large number of Phthisis cases annually notified, should follow the example of other Borough Councils, including Woolwich and Westminster, in securing accommodation for initial cases of Phthisis in Sanatoria free from the disadvantages of the Poor Law.

PHTHISIS.

TABLE 33.

A summary of the cases notified and other particulars in connection therewith during the year 1909.

Cases remaining in district at end of 1908.	Cases notified during 1909.	Old cases returned home from Infirmary.	Visits paid at the homes of patients.	Cases removed to Infirmary.	Cases removed from Southwark or which died at home.	Notified cases remaining in Southwark at end of 1909.	Rooms periodically sprayed and otherwise disinfected.	Rooms stripped on termination of cases.
65	644	96	4546	438	225	142	2534	235

Bacteriological Specimens examined.

296 specimens were examined and 72 found positive. In Diphtheria 145 examined, 31 positive. In Phthisis 139 examined, 38 positive. In Enteric Fever, 12 examined, 3 positive.

TABLE 34.

RETURN OF FAMILIES ADMITTED INTO THE COUNCIL'S RECEPTION HOUSE DURING THE YEAR 1909.

1909.		Scarlet Fever.			Diphtheria.			Enteric Fever.			Other diseases, &c			Verminous Persons.		
Week Ending.		No. of Families.	No. of Persons.	No. of Days.	No. of Families.	No. of Persons.	No. of Days.	No. of Families.	No. of Persons.	No. of Days.	No. of Families.	No. of Persons.	No. of Days.	No. of Families.	No. of Persons.	No. of Days.
Jany.	9	2	4	10	1	4	2	—	—	—	1	1	3	—	—	—
"	16	—	—	—	2	7	21	—	—	—	—	—	—	—	—	—
"	23	2	7	16	2	4	12	—	—	—	—	—	—	—	—	—
"	30	1	5	10	—	—	—	1	1	2	—	—	—	1	2	2
Feb'y.	6	2	5	13	—	—	—	—	—	—	—	—	—	—	—	—
"	13	1	3	9	—	—	—	—	—	—	—	—	—	1	1	2
"	20	4	11	33	—	—	—	1	4	12	2	11	27	1	2	4
"	27	1	2	6	3	11	33	—	—	—	1	2	4	—	—	—
March	6	2	5	12	2	7	14	2	4	8	1	2	4	1	3	6
"	13	2	5	13	1	3	6	—	—	—	2	4	12	—	—	—
"	20	2	10	20	1	4	16	—	—	—	3	10	28	—	—	—
"	27	1	3	6	—	—	—	—	—	—	3	5	10	—	—	—
April	3	2	8	21	—	—	—	1	1	2	2	7	20	—	—	—
"	10	3	10	33	2	3	9	—	—	—	1	1	3	—	—	—
"	17	2	6	21	1	3	6	—	—	—	1	4	8	—	—	—
"	24	2	6	21	—	—	—	—	—	—	—	—	—	—	—	—
May	1	3	11	33	1	4	12	—	—	—	—	—	—	—	—	—
"	8	—	—	—	1	2	4	—	—	—	—	—	—	—	—	—
"	15	3	7	14	2	5	11	—	—	—	1	1	3	—	—	—
"	22	2	4	12	—	—	—	—	—	—	—	—	—	1	1	2
"	29	1	2	4	4	12	28	—	—	—	—	—	—	—	—	—
June	5	4	11	22	1	2	6	—	—	—	1	1	3	—	—	—
"	12	5	16	37	1	1	3	—	—	—	—	—	—	—	—	—
"	19	3	8	16	2	6	16	—	—	—	—	—	—	—	—	—
"	26	1	3	9	—	—	—	—	—	—	3	3	6	—	—	—
July	3	1	2	4	—	—	—	—	—	—	1	1	2	—	—	—
Crd. fwd.		52	154	395	27	78	199	5	10	24	23	53	133	5	9	16

TABLE 34.—Continued.

1909.	Scarlet Fever.			Diphtheria.			Enteric Fever.			Other Diseases, &c.			Verminous Persons.		
Week Ending.	No. of Families.	No. of Persons.	No. of Days.	No. of Families.	No. of Persons.	No. of Days.	No. of Families.	No. of Persons.	No. of Days.	No. of Families.	No. of Persons.	No. of Days.	No. of Families.	No. of Persons.	No. of Days.
Brt. frwd.	52	154	395	27	78	199	5	10	24	23	53	133	5	9	16
July 10	2	6	12	1	4	11	1	4	12	2	3	6	—	—	—
" 17	3	9	21	1	7	21	—	—	—	1	1	2	—	—	—
" 24	—	—	—	4	9	31	—	—	—	3	4	8	—	—	—
" 31	—	—	—	2	6	22	—	—	—	—	—	—	—	—	—
Aug. 7	2	12	31	1	4	12	—	—	—	—	—	—	—	—	—
" 14	1	2	6	—	—	—	—	—	—	—	—	—	—	—	—
" 21	1	5	15	1	3	6	2	6	24	—	—	—	1	2	4
" 28	4	15	42	—	—	—	—	—	—	—	—	—	—	—	—
Sept. 4	1	3	9	3	11	27	—	—	—	—	—	—	—	—	—
" 11	5	16	38	1	5	15	—	—	—	—	—	—	—	—	—
" 18	7	26	61	—	—	—	—	—	—	—	—	—	—	—	—
" 25	4	13	36	—	—	—	—	—	—	1	1	2	—	—	—
Oct. 2	7	18	43	1	7	21	—	—	—	—	—	—	—	—	—
" 9	5	19	42	3	9	25	—	—	—	—	—	—	—	—	—
" 16	6	16	44	—	—	—	—	—	—	—	—	—	—	—	—
" 23	2	10	30	3	10	23	—	—	—	4	5	10	—	—	—
" 30	2	9	24	3	8	32	—	—	—	—	—	—	—	—	—
Nov. 6	2	7	18	4	13	37	—	—	—	3	6	12	—	—	—
" 13	1	5	10	2	5	14	—	—	—	—	—	—	1	3	6
" 20	—	—	—	1	3	9	—	—	—	—	—	—	1	5	10
" 27	3	7	21	—	—	—	—	—	—	1	3	6	1	2	2
Dec. 4	5	14	42	—	—	—	—	—	—	1	1	2	—	—	—
" 11	—	—	—	—	—	—	—	—	—	—	—	—	—	—	—
" 18	2	8	24	—	—	—	1	2	4	3	3	8	—	—	—
" 25	1	2	4	1	3	6	—	—	—	1	5	10	2	5	10
Jan. 1, 1910	2	13	34	1	4	12	—	—	—	—	—	—	—	—	—
Total	120	389	1002	60	189	523	9	22	64	43	85	199	11	26	48

Average Number
of days each per-
son was resident

2.6 days

2.8 days

2.9 days

2.3 days

1.8 days

DISINFECTION.

The total number of rooms treated during the year by the Council's disinfecting staff was 4,829. Of this number 1,198 rooms were disinfected after the occurrence of the ordinary notifiable infectious diseases, as against 1,389 rooms in 1908. 2,534 rooms were periodically sprayed and otherwise treated in connection with cases of Phthisis notified voluntarily or under the Tuberculosis Regulations of 1908.

1,097 verminous rooms were sulphured and otherwise cleansed by the Council's staff during the year.

Of the total number of rooms disinfected (4,829) it was found necessary to strip 923 rooms. Of these 639 were in relation to the notifiable diseases, 235 after the termination of cases of Phthisis, and 49 were verminous.

TABLE 35.

The Locality of Rooms Disinfected.

After the occurrence of Infectious Disease.

	St. Mary's Ward.	St. Paul's Ward.	St. Peter's Ward.	St. John's Ward.	Trinity Ward.	All Saints Ward.	St. Michael's Ward.	St. Jude's Ward.	St. George's Ward.	Christ- church Ward.	St. Saviour's Ward.	Total.
Number of Rooms Disin- fected	125	128	132	137	92	127	135	64	141	51	66	1198

TABLE 36.

The Locality of the Rooms Stripped after the occurrence of Infectious Disease.

	St. Mary's Ward.	St. Paul's Ward.	St. Peter's Ward.	St. John's Ward.	Trinity Ward.	All Saints Ward.	St. Michael's Ward.	St. Jude's Ward.	St. George's Ward.	Christ- Church Ward.	St. Saviour's Ward.	Total.
Number of Rooms Stripped	76	73	84	82	47	73	55	23	79	23	24	639

TABLE 37.

Bedding, &c., Disinfected and Destroyed after the occurrence of Infectious Disease during the Year 1909.

Articles.	No. Disinfected.	No. Destroyed.
Beds	1,605	37
Palliasses	957	57
Bolsters	1,094	7
Pillows	2,790	26
Cushions	757	16
Blankets	1,955	—
Sheets	1,782	1
Quilts	1,455	3
Articles of Clothing, } &c.	12,399	57
Books	32	—
Total	24,826	204

52 cases China hair, weighing 3 tons 2 cwts. 2 qrs. 72 lbs. were disinfected at the Depots.

TABLE 38.

The locality of the Rooms periodically Sprayed and Disinfected in connection with cases of Phthisis notified to the Medical Officer.

	St. Mary's Ward.	St. Paul's Ward.	St. Peter's Ward.	St. John's Ward.	Trinity Ward.	All Saints' Ward.	St. Michael's Ward.	St. Jude's Ward.	St. George's Ward.	Christ- church Ward.	St. Saviour's Ward.	Total.
No. of Rooms Sprayed, &c...	299	193	344	413	160	324	269	108	274	101	49	2534

TABLE 39.

Rooms Stripped upon the termination of Phthisis cases.

	St. Mary's Ward.	St. Paul's Ward.	St. Peter's Ward.	St. John's Ward.	Trinity Ward.	All Saints' Ward.	St. Michael's Ward.	St. Jude's Ward.	St. George's Ward.	Christ- church Ward.	St. Saviour's Ward.	Total.
No. of Rooms Stripped ...	27	25	29	24	17	35	26	14	20	9	9	235

Cleansing of Verminous Persons at the Council's Stations.

The Public Health Committee considered a letter from the London County Council in which they desired to know whether Mondays, Wednesdays, and Fridays would be convenient days for verminous children from the Schools to attend at the Southwark Cleansing Station, within certain hours, viz.: from 10 a.m. to 12 noon, and 2 to 4 p.m., and to accept from the London County Council a capitation payment of 2s. The London County Council also desired to know whether the female children would be properly supervised by a female attendant, also whether there was a separate entrance to the Station, and its position such as to prevent the contraction of infectious illness.

The Public Health Committee replied that the capitation grant of 2s. would be accepted, and that 30 children, under proper supervision each day could be cleansed on the three days named in the week, and that the entrance to the cleansing station was far enough away from the Reception House as to remove any possibility of infection from "contacts" from time to time housed there.

There was also a further letter from the London County Council asking whether verminous persons from Common Lodging Houses in the Borough could be cleansed at the Cleansing Station, and in the event of other boroughs not having the accommodation could any lodging house inmate belonging to another borough be cleansed at the Southwark Station?

The Public Health Committee replied that they were quite able and willing to cleanse all verminous persons in the Borough, but could not engage to cleanse persons occupying lodging houses outside.

Up to the present time no demand for payment has been made by this Council, although from time to time various sums have been mentioned which would cover the cost of the work. The Act places the responsibility for cleansing children on the London County Council, but the Medical Officer of Health was strongly of opinion that whether paid for by the London County Council or not, this work should be done by the Borough Council, as it gives the Borough Council an opportunity of cleansing and disinfecting the rooms at the time the children are attended to. When attempts have been made by the London County Council to cleanse the children at temporary stations near the schools this simultaneous and efficient cleansing and disinfection of the home and bedding was found impossible.

It has been suggested that the cleansing of verminous children and rooms should be a charge on the Borough similar to that when infectious disease occurs, and the more this opinion is considered the more it seems a common-sense way of dealing with the subject, although it would be a very heavy charge upon the poorer districts.

Verminous Persons Cleansed during 1909.

2435 persons were cleansed during the year at the Bathing Station, as against 1641 persons during 1908. Of this number, 111 were persons (adults) applying under the provisions of the Cleansing of Persons Act, 1897.

The officials of the London County Council (Education) caused 2305 children to be sent from the various schools to the Bathing Station for treatment, as against 1602 children during 1908. The following table shows the schools from which the children came.

TABLE 40.

Showing the Number and Sex of Verminous Children cleansed at the Council's Station during 1909, and the Schools from which they were sent.

Name of School.	Male.	Female.	Total.
All Saints'	40	55	95
Archbishop Temple	3	—	3
Basing road	1	—	1
Belvedere place	8	5	13
Beresford street	1	1	2
Boundary lane... ..	5	6	11
Brent's court	7	39	46
Chaucer	49	55	104
Christchurch	6	4	10
Crampton street	5	10	15
English Martyrs	32	31	63
Faunce street	3	8	11
Flint street	52	57	109
Gloucester road (special)	—	5	5
Harper street	28	19	47
Hatfield street... ..	6	14	20
Holland street	13	3	16
Jewish, Heygate street	27	11	38
Johanna street... ..	—	6	6
John Ruskin	19	32	51
King and Queen street	46	56	102
Kirby street	1	—	1
Lant street	7	70	77
Laxon street	18	25	43
Leipsic road	7	3	10
Carried forward	384	515	899

Name of School.				Male.	Female.	Total.
Brought forward	384	515	899
Magdalene	—	1	1
Marlborough street	5	6	11
Melior street	4	7	11
Michael Faraday	19	11	30
Mina road	2	6	8
Newcomen street	—	2	2
Old Kent road (special)	4	4	8
Orange street	17	61	78
Page's walk	14	23	37
Paragon	18	13	31
Penrose street	7	1	8
Pocock street	66	32	98
Riley street	—	2	2
Rockingham street	24	31	55
St. Agnes	8	2	10
St. Andrew's, Roupell street	—	2	2
St. George's (R.C.)	8	—	8
St. John the Divine	5	1	6
St. John's, Larcom street	9	16	25
St. John's, Waterloo road	11	6	17
St. Mary's, Lambeth road	1	—	1
St. Mary's, Massinger street	9	28	37
St. Mary, Newington	48	41	89
St. Michael, Camberwell	1	5	6
St. Patrick, Stamford street	—	2	2
St. Paul's, Penton place	1	4	5
St. Paul's, Sutherland square	2	5	7
St. Peter's, Walworth	1	6	7
St. Saviour's	10	8	18
Sandford Row	33	55	88
Sayer street	101	90	191
Snowsfields	—	1	1
Surrey square	64	35	99
Townsend street	80	58	138
Victory place	96	82	178
Waterloo road	1	5	6
Webb street	1	11	12
West square	1	—	1
Westminster bridge road	24	24	48
Westcott street	1	1	2
Westmoreland road	2	8	10
Weston street	18	13	31
Total	1100	1224	2324

Cleansing of Verminous Rooms and their Contents.

During the year 1909 the number of verminous rooms with the bedding and other articles cleansed and disinfected in accordance with the requirements of Sections 19-21 of the London County Council (General Powers) Act, 1904, has greatly increased in comparison with 1908. I append a table shewing the number of notices served upon the owners or occupiers of the several premises in question, and the number of verminous rooms cleansed and fumigated by the owners, and the Council's disinfecting staff, respectively. I also submit tables showing the number of verminous rooms stripped and articles dealt with at the Council's disinfecting stations.

TABLE 41.
Verminous Rooms Cleansed.

WARD.	No. of Intimation Notices served.	No. of Statutory Notices served.	Police Court proceedings taken.	Verminous rooms cleansed.		
				(a) by Owners of Premises.	(b) by the Council's Disinfecting Staff.	Total Rooms cleansed.
St. Mary ...	7	3	—	13	49	62
St. Paul ...	35	12	—	57	77	134
St. Peter ...	97	25	—	132	142	274
St. John ...	89	29	—	137	165	302
Trinity... ...	13	4	—	19	108	127
All Saints ...	33	6	—	51	149	200
St. Michael ...	68	7	—	111	133	244
St. Jude ...	32	13	—	49	40	89
St. George ...	34	5	—	47	189	236
Christchurch ...	8	3	—	13	25	38
St. Saviour ...	17	6	—	25	20	45
West District...	36	19	1	60	—	60
East District ...	50	16	1	70	—	70
TOTAL ...	519	148	2	784	1097	1881

TABLE 42.

Verminous Bedding, &c., Disinfected at the Council's Stations during 1909.

Articles.					Disinfected.	Destroyed.
Beds	563	—
Palliasses	184	2
Bolsters	343	—
Pillows	919	—
Cushions	100	—
Blankets	703	—
Sheets	661	—
Quilts	470	—
Articles of Clothing, &c.	20,462	—
Total	24,405	2

TABLE 43.

The number of Verminous Rooms Stripped by the Council's Staff.

	St. Mary's Ward.	St. Paul's Ward.	St. Peter's Ward.	St. John's Ward.	Trinity Ward.	All Saints' Ward.	St. Michael's Ward.	St. Jude's Ward.	St. George's Ward.	Christ Church Ward.	St. Saviour's Ward.	Total.
No. of Rooms Stripped ...	—	5	20	4	—	5	9	5	1	—	—	49

Special disinfection was carried out by the officials of this department at the undermentioned premises, applications having been made to me by the authorities concerned:—

SCHOOLS.

Chaucer Street, 3 class-rooms (Measles).	
Holland Street, 2 class-rooms	„
Pocock Street, 1 class-room	„
Surrey Square, 2 class-rooms	„
John Ruskin, 1 class-room	„
All Saints', 1 class-room	„
Marlborough Street, 1 class-room	„
Michael Faraday, 1 class-room	„
Westmoreland Road, 2 class-rooms	„
Brent's Court, 2 class-rooms	„
West Square, 3 class-rooms	„
Beresford Street, 2 class-rooms	„
Orange Street, 1 class-room	„
Mina Road, 1 class-room	„
Crampton Street, 1 class-room	„
Harper Street, 1 class-room (Scarlet Fever).	

also at the following:—

Relief Station, Boyson Road, 1 room (Phthisis).
Stores Department, Town Hall, 1 room (Phthisis).
Greenmore Wharf, a quantity of verminous furniture.

MORTUARIES.

TABLE 44.

During the year 680 bodies were received into the Mortuaries:—

Reasons bodies were brought to Mortuary.	Collier's Rents Mortuary.	Manor Place Mortuary.	Total.
Bodies brought in upon which Inquests were held	214	209	423
Bodies brought in for convenience	25	226	251
Bodies brought in in cases where death had occurred from Infectious Disease	4	2	6
Total	243	437	680

SANITARY WORK.

ST. MARY'S WARD.

House to house inspections have been carried out in the following localities :—

Cavour street, Ventry place, Brune place, Steedman street, Longville road, Arcot place, Peacock street, Collitch place, Amelia street, Albion house, Crampton street, Chapter road, Dante road, Roy place, Alberta cottages, New Street mews, Steedman place, Clock passage, Penton place, Horse and Groom court, Ostend place, Hurlbutt place, Sherston place, Brook street, Black Prince court, Wesley place, Danson road, Hurlbutt cottages, Sharsted street, Farrell court, Roy place, Alberta street.

Miscellaneous nuisances abated, with Localities.

ANIMALS :—

Fowls—Longville road.

Goats—Hurlbutt place.

Birds—Hurlbutt place.

Cats—Hurlbutt place.

Rats—Borrett road (several cases).

BURNING REFUSE—Walworth road.

FISH OFFAL —Draper street.

IMPROPERLY REMOVING MANURE—Amelia street, Hampton street.

REFUSE—Tarver road, New Kent road (several cases), Peacock yard, Walworth road, Dante road.

SURFACE WATER—Amelia street.

ST. PAUL'S WARD.

House to house inspections have been carried out in the following localities :—

Alpha square, Farmer's road, South place, Otto street, Royal road, Lucas road, Sutherland place, Sutherland square, Empress street, Montpelier street, Aldred road, Grosvenor terrace, Grosvenor park.

Miscellaneous Nuisances abated, with Localities.

ANIMALS :—

Fowls—Royal road, Grosvenor terrace (several cases), Olney street, Jerome place.

Ducks—Olney street.

Dog—Hillingdon street.

DISUSED FOUNTAIN—Alpha square.

SURFACE WATER—Beresford street.

IMPROPERLY REMOVING MANURE—Olney street, Chapter road.

REFUSE—Grosvenor terrace, Sturgeon road, Walworth road, Empress street, Camberwell road.

ST. PETER'S WARD.

House to house inspections have been carried out in the following localities :—

Villa street, Inville road, Mann street, Faraday street, Sondes street, Phelp street, Beckford place, Elizabeth street, Cancel street, Queen's row, Merrow street, Boundary lane, Westmoreland road, Boyson road.

Miscellaneous Nuisances abated, with Localities.

ANIMALS—

Fowls—Mann street, Sondes street (several cases), Westmoreland road (several cases), Faraday street, Kingston street, Beckford place, South street, Villa street.

Ducks—Thornton street, Westmoreland road (several cases).

Pigeons—Westmoreland road.

Rabbits—Shaftesbury street.

Rats—Faraday street, Mann street (several cases), Walworth road.

FOUL CISTERN—Westmoreland road (several cases), Mann street.

SURFACE WATER—Westmoreland road.

BURNING REFUSE—Boyson road.

ANIMAL CARCASSES—Vacant land, Liverpool street.

FOUL ACCUMULATIONS—Bronti place (several cases), Vacant land Merrow street, Faraday street, Mann street, Boyson road (several cases), Westmoreland road.

ST. JOHN'S WARD.

House to house inspections have been carried out in the following localities :—

Pollock road, Ladysmith's dwellings, Munton road, Weymouth buildings, North row, Manchester buildings, Townley street, Angle street, Balfour terrace, Winch place Hard street, King's Arch place,

York mansions, Revesby street, Salisbury buildings, Beddome street, Bedford street, Triangle cottages, King and Queen street, Orb street, South street, Henshaw street.

Miscellaneous Nuisances abated, with Localities.

ANIMALS—

Rats—Angle street (several cases).

Dogs—King and Queen street.

Fowls—Turquand street.

FUMES AND EFFLUVIA FROM IRON SMELTING—Walworth road.

SURFACE WATER—Charleston street (several cases), South street, Victory place.

FOUL ACCUMULATIONS—Munton road (several cases), East street, Deacon street, Orb street, Victory place, Gurney street, Heygate street, Brandon street, Sayer street (several cases), Morecambe street.

FOUL CISTERN—Wansey street.

TRINITY WARD.

House to house inspections have been carried out in the following localities:—

Arcadia, Arnott street, Arch street, County Terrace street, Great Dover street, Tiverton street, George court, Meadow row, Great Bland street, Union square, Trinity square, Deverell street, Avon place, Ralph street, Cole street, Rockingham street, Trinity street, Nebraska street, Globe buildings, Avonmouth street, Lawson street, Bideford court, St. David's street, Goode's court, Bath terrace, Union road, Devonshire house, Trinity house, Black Horse court, Brockham street, Margaret place, Iris place, Woodman place, Edinburgh buildings, Globe street, Worsdale court, Britannia chambers, Linwood place, Lower Bland street, Brunswick court.

Miscellaneous Nuisances abated, with localities.

ANIMALS—

Rats—Union place.

Cats—Trinity street.

Fowls—County Terrace street (several cases), Union square (several cases), Circular road, Rockingham street, Meadow row, Uxbridge place, Swan street.

Dogs—Avonmouth street, Bath terrace.

Rabbits—Woodman place.

BASEMENT DWELLINGS—Trinity street, Great Dover street.

STAGNANT WATER—Great Dover street.

FISH SMOKING—Tabard street.

FOUL ACCUMULATIONS—Woodman place, Theobald street, Lander place, Tiverton street, Trinity street, Great Dover street, Uxbridge place, Uxbridge street, Great Bland street, Falmouth road, Trinity square, Linwood place.

ALL SAINTS' WARD.

House to house inspections have been carried out in the following localities :—

Darwin buildings, Hemp row, Salisbury row, Chatham street, Henshaw street, Sedan street, Sandringham buildings, Lebanon street, Smyrks road, Albany road, Shorncliffe road, Mina road, Westmoreland road, Surrey grove, Cook's cottages, Eagle place, Kinglake street, Faraday street, Bagshot street, Alsace street, Amery place, Thurlow street, Alvey street, Namur terrace, Brockley terrace, Mann street, Inville road, Aylesbury street, Hopwood street, Ann's buildings, Ann's row, High Park crescent, William's grove, Flinton street, Aldbridge street, Freemantle street, Exon street, Etherdon street, Alvey mews, East street, Jesmond street, Claremont terrace.

Miscellaneous Nuisances abated, with Localities.

ANIMALS—

Fowls—Bagshot street, Rossett place.

Rabbits—Bagshot street.

Rats—Lebanon street, Inville road, Elsted street.

Pony—Darwin street.

ANIMAL CARCASSES—Vacant land, South street.

SURFACE WATER—Chatham street.

BURNING REFUSE—Barlow street.

FOUL ACCUMULATIONS—Salisbury row (several cases), Bagshot street, Surrey grove, Thurlow street, Alvey street (several cases), Namur terrace, Inville road, South street (several cases), Rossett place, Etherdon street, Catesby street, East street.

ST. MICHAEL'S WARD.

House to house inspections have been carried out in the following localities :—

St. George's buildings, Sumpton's buildings, Gray street, New Winchester buildings, Lancaster street, Library street, Queen's court, Caffrey place, Quinn square, Waterloo road, Friar street, Miniver street, Princess place, Southwark Bridge road, Priory buildings, Salisbury house, Gerridge street, Webber row, Nelson place, Grotto place, Lower Grotto place, Lant place, Tupman place, Little Surrey street, Goodwin buildings, Aster place, Toulmin street, Sturge street, Rodney street, King's court, Lant street, Star yard, Jubilee buildings, Marshall buildings, Dodson street, Library mansions, Westminster Bridge road, Clenham street, Pocock street, Cobham buildings, Bittern street, Green street, Monarch buildings, Whitecross street, Red Cross street, Queen's buildings (Scovell road, Southwark Bridge road, Montague street, Collinson street).

Miscellaneous Nuisances abated, with Localities.

ANIMALS :—

Rabbits—Queen's buildings, Scovell road, Nelson place.

Rats—Lant street (several cases), Dodson street (several cases), Waterloo road (several cases), Valentine place.

Dog—Sturge street.

Cats—Red Cross street, Nelson place.

ANIMAL CARCASSES—Vacant land, King James street, Gt. Suffolk street.

STAGNANT WATER—Great Suffolk street.

BURNING WASTE PAPER—Montague street.

FOUL CISTERN—Scovell road.

FOUL ACCUMULATIONS—Queen's buildings (several cases), King's court, Collinson street, Lant place, Union street, Southwark Bridge road (several cases), King James street, Great Suffolk street, Toulmin street, Rodney street, Gun Street buildings, Barron's place, Princess place.

ST. JUDE'S WARD.

House to house inspections have been carried out in the following localities :—

Burman street, Kennington road, Earl street, Bath street, Dantzic street, Parliament street, West square, Barbel street, Lambeth road, Hayles buildings, St. George's road, Ontario street, Lancaster street, Southwark Bridge road, Princess street, Marshall street, King Edward street, Orient street, Garden row, Gaywood street.

Miscellaneous Nuisances abated, with Localities.

ANIMALS:—

Rats—Colnbrook street, Southwark Bridge road.*Fowls*—Orient street.

STAGNANT WATER—Skipton street. *

ANIMAL CARCASS—St. George's market.

FOUL ACCUMULATIONS—Skipton street, Princess street, Lambeth road (several cases), Ontario street (several cases), London road, Dantzic street, St. George's market, Elliott's row, St. George's road, Brook street.

ST. GEORGE'S WARD.

House to house inspections have been carried out in the following localities:—

Graham house, Haddon house, Dover house, Little Hunter street, Falstaff yard, Swan buildings, Mallings place, Comus place, Cornbury street, Cleghorn street, Cumbræ buildings, Paull's cottages, Congreve street, Henry place, Alfreton street, Fox's buildings, St. Stephen's square, Fox's court, Wickham place, Imperial chambers, East street, Wolsley house, Gordon house, Stewart house, Amicable row, Dobb's cross, Board's buildings, Stanford place, Upper Mill, Stannage, Little Britain, Trinity buildings, Devonshire house, Grosvenor house, Cavendish house, Hartington house, Westminster house, Grant house, Arthur house, Washington house, Lincoln house, Wellington house, Garfield house, Stubb's house, Clarendon buildings, Palmerston house, Spurgeon house, Havelock house, Mason street, Preston buildings, Clifton buildings, Staple street, McBean's buildings, Lansdowne place, Darwin street, Rephidim street, East street, Surrey place, Dove place, Plaintrain place, Pardoner street, Etham street, Camelot street, Mermaid court, Tennis court, Warner street, Madron street, Old Kent road, Surrey terrace, Hendree cottages, Hendree road, Balin place, Massinger street, Surrey villa, Delph street, Minnow street, Townsend street, Wickham court, Chatham street.

Miscellaneous Nuisances abated, with Localities.

ANIMALS:—

Rats—Paull's cottages, Walker street, Marcia road, Law street.

Fowls — Rephidim street (several cases), Mason street, Minnow street, Tower Bridge road, Smyrks road, Laxon court.

Donkeys—Comus place, Old Kent road.

Pony—East street.

Ducks—Tennis court, Warner street.

Rabbits—Warner street, Laxon court.

Pigeons—Northampton street.

IMPROPERLY REMOVING FISH OFFAL—Old Kent road.

FOUL ACCUMULATIONS — Swan buildings (several cases), Malling place, Cornbury street (several cases), Fox's court (several cases), Fox's buildings, Tabard street, Sterry street, New Kent road, Crosby row, Shorncliffe road, Minnow street, Ackworth street, Westcott street, Stanford place, Trinity buildings, Tower Bridge road.

CHRISTCHURCH WARD.

House to house inspections have been carried out in the following localities :—

Holmwood buildings, Jane street, Holland street, Isabella street, Ponsonby buildings, Norfolk street, Cavan terrace, Surrey row, Collingwood street, Great Charlotte street, Prices street, Bear lane, Edward street, Industrial dwellings.

Miscellaneous Nuisances abated, with localities.

ANIMALS—

Pigeons—Surrey row.

Goat—Hatfield street.

Cat—Ponsonby buildings.

Dogs—Ponsonby buildings (several cases).

Rats—Bear lane.

BONES—Stamford street.

FOUL ACCUMULATIONS — Surrey row, Blackfriars road (several cases), Bear lane, Broadwall, Holland street, Stamford street, George street, Hatfield street, Great Charlotte street, Hatfield place (several cases), Brunswick street, Cavan terrace.

ST. SAVIOUR'S WARD.

House to house inspections have been carried out in the following localities:—

Park Street dwellings, Exeter buildings, Stanhope buildings, Mowbray buildings, White Hind alley, Noah's Ark alley, Moss alley, Princes buildings, Whinnery's rents, Skin Market place, Taylor's yard, Ladd's court, Golden place, Pepper street, Street's buildings.

Miscellaneous Nuisances abated, with Localities.

ANIMALS—

Dogs—Moss alley (several cases).

Pigeons—Moss alley.

Rabbits—Moss alley.

Cats—Stanhope buildings.

SURFACE WATER—Townsend yard.

ANIMAL CARCASSES—Risborough street, Union street.

FOUL ACCUMULATIONS — Argent street, Pepper street, Union street, Sumner street, Borough High street, Golden place.

HOUSES LET IN LODGINGS.

During the year 1909, 29 houses were placed upon the Register. The following are the premises in question :—

Date of Resolution of Council.	Premises.
January 20th.	15, Goschen street.
„	82, Park street
„	15, 18, 22, Surrey row
„	1A, 14, 34, Camelot street
„	23, Chapel place
„	6, Globe street
„	19, 23, Halpin place
„	33, Lansdowne place
„	45, 297, Tabard street
June 9th.	9, 13, Goschen street
„	15, Hatfield place
„	14, 14A, 16, 16A, 18, Steedman street
„	2, 3, Sturge street
„	27, Crosby row
„	53, 89, Tabard street
„	18, Westminster Bridge road

11 houses were removed from the Register of Houses Let in Lodgings as undermentioned :—

Nos. 3, 6, 7, 8, Bennett street
 14, Stamford street
 14, 14A, 16, 16A, 18, Steedman street
 18, Surrey row

At the end of the year 1909 the number of houses upon the register was 1,265. These were situate in the two districts of the Borough as follows :—

In the West District	605
In the East District	660
			<hr/>
			1265
			<hr/>

TABLE 45.

Table showing the locality (in Wards) of the Houses Let in Lodgings on the Register at the end of 1909.

	WARDS.											Total.
	St. Mary	St. Paul	St. Peter	St. John	Trinity	All Saints'	St. Michael	St. Jude	St. George	Christchurch	St. Savicur	
Number of Houses upon the Register at the end of 1908	33	38	44	50	67	139	315	74	343	75	69	1247
Number of Houses placed upon the Register during the year 1909	5	3	—	—	1	2	—	1	12	4	1	29
	38	41	44	50	68	141	315	75	355	79	70	1276
Number of Houses removed from the Register during the year 1909	5	—	—	—	—	—	—	—	—	6	—	11
Total number of Registered Houses at end of 1909	33	41	44	50	68	141	315	75	355	73	70	1265

WEST DISTRICT.

House to house inspections have been carried out in the following localities :—

Milcote street, St. Margaret's court, Queen's Arms court, Sturge street, Minor place, Surrey row, Goschen street, King James street, St. Gabriel street, Friar street, Union street, Stamford street, Bennett street, Little Surrey street, Lant place, Lant street, Miniver street, Brunswick street, Gt. Charlotte street, Harrow street, Red Cross street, Dodson street, Gt. Suffolk street, Tower street, Horsman street, Webber street, Disney street, Gray street, Barron's place, Zoar street, Bear lane, Hayles street, Lamdash street, Upper Ground place, Sumner street, Park street, Boddy's bridge, Sutherland place, Dantzic street, Webber row, Burman street, Brunswick place, Gilbert's buildings, Broadwall, Gravel lane.

During the year 1,948 inspections and 4,533 re-visits have been made of the various houses in this district.

996 intimation and 486 statutory notices have been served. 968 sanitary works have been carried out.

The following Nuisances have been abated :—

Drain amended	1
Blocked Drains unstopped	31
Closet Apparatus re-instated	121
Water Supply provided or re-instated	22
Closet Pans and Traps provided	3
Yards paved or paving amended	77
Roofs repaired	87
Sinks trapped	11
Rain pipe disconnected	1
New Dust Bins provided	95
Foul Rooms cleansed	2,670
Houses ventilated	10
Floor ventilation provided	17
Draw Taps from main provided	9
Cases of overcrowding abated	51
Miscellaneous nuisances (other than those above specified) abated	321

EAST DISTRICT.

House to house inspections have been carried out in the following localities:—

St. Stephen's place, Little Hunter street, Weston street, Prioress street, Elsted street, Larissa street, Etham street, Tabard street, Angel place, Layton's grove, Southall place, Chapel court, Beckway street, Huntsman street, Warren place, Staple street, Delph street, Long lane, Tisdale place, Linwood place, Dorset street, Brandon street, Halpin place, Innis place, Rodney road, Lansdowne place, Westcott street, Pardoner street, Fox's buildings, East street, Camelot street, Law street, Gurney street, Violet place, Fox's court, Blewett street, Runham street, Globe street, Cardol place, Stanford place, Layton grove, Chapel place, Crosby row.

During the year 1,737 inspections and 5,312 re-visits have been made of the various houses in this district.

1,222 intimation and 533 statutory notices have been served. 1,201 sanitary works have been carried out.

The following Nuisances have been abated:—

Drain amended	1
Blocked drains unstopped	31
Closet Apparatus re-instated	225
Water Supply provided or re-instated	19
New Closet Pans provided	2
Yards, &c., paved or paving amended	92
Gullies provided	3
Traps provided to sink pipe	16
Roofs repaired	184
New Dust Bins provided	119
Foul Rooms cleansed	3,963
Floor ventilation provided	5
House ventilation provided	9
Draw taps on main provided	16
Cases of overcrowding abated	113
Miscellaneous nuisances (other than those above specified) abated	323

ICE CREAMS.

TABLE 46.

Showing the Number of Inspections made of the Shops or other Premises where Ice Cream is made or stored during 1909.

WARDS.	Original Inspections.	Re-inspec- tions.	Premises found satis- factory on Inspection.	Premises found defec- tive on Inspection.	Intimation Notices served.	Statutory Notices served.	Proceedings taken.
St. Mary's ...	—	—	—	—	—	—	—
St. Paul's ...	28	27	22	6	6	3	—
St. Peter's ...	12	19	9	3	3	2	—
St. John's ...	1	—	1	—	—	—	—
Trinity ...	—	—	—	—	—	—	—
All Saints' ...	7	20	2	5	4	2	—
St. Michael's ...	9	50	—	9	9	5	—
St. Jude's ...	11	3	9	2	2	—	—
St. George's ...	6	3	5	1	1	—	—
Christchurch ...	2	—	2	—	—	—	—
St. Saviour's ...	8	—	8	—	—	—	—
Total ...	84	122	58	26	25	12	—

EATING HOUSES.

During the year the Eating Houses and other places where food is prepared for sale were periodically inspected. The following table shows the number of inspections, etc., made during the year.

TABLE 47.

Showing the number of Inspections made of the Eating Houses, &c., during 1909.

WARDS.	Original Inspections.	Re-inspec- tions.	Premises found satis- factory on Inspection.	Premises found defec- tive on Inspection.	Intimation Notices served.	Statutory Notices served.	Proceedings taken.
St. Mary's ...	92	110	73	19	19	7	—
St. Paul's ...	47	49	36	11	9	4	—
St. Peter's ...	66	41	47	19	18	3	1
St. John's ...	97	102	72	25	25	5	—
Trinity ...	75	136	37	38	38	7	—
All Saints' ...	27	28	20	7	8	1	—
St. Michael's ...	130	59	107	23	23	—	—
St. Jude's ...	87	41	66	21	14	12	—
St. George's ...	156	47	131	25	20	1	—
Christchurch ...	138	120	118	20	19	5	—
St. Saviour's ...	165	119	133	32	28	8	—
Total ...	1080	852	840	240	221	53	1

INSPECTION OF FOOD.

TABLE 48.

The undermentioned Foodstuffs were examined by the Inspectors during the year 1909 (in addition to the amount shown in table 49 as having been examined at the wharves and warehouses on the river bank.)

	Tons	Cwt.	Qrs.	Lbs.
Beef, Mutton, Pork, Veal, &c.	137	13	0	5
Salt Beef	1	4	3	7
Salt Pork	0	17	2	21
Bacon	28	19	0	25
Hams	43	1	1	8
Rabbits	18	13	0	16
Turkeys	6	18	2	24
Geese	1	17	2	25
Ox, Pigs', Sheep's, &c. Heads	40	11	1	5
Ox, Pigs', Sheep's, &c. Tongues	14	1	0	24
Offal: Ox, Pigs', Sheep's, &c., Hearts, Livers, &c. ...	5	8	0	25
Fowls and Ducks	1	9	1	18
Eggs	88	15	0	0
Egg Liquid	0	7	1	8
Sausages	0	1	1	20
Faggots	0	5	2	15
Bread	0	0	3	16
Flour	13	14	3	0
Oats	14	12	3	12
Butter	0	0	0	10
"Cotolein" (Cotton Seed Oil)	0	0	2	0
Raisins	0	0	0	14
Potatoes	29	11	0	11
Sprouts	5	7	2	10
Beans	0	0	2	0
Tomatoes	54	2	2	8
Cabbages, Greens, &c. ...	74	5	0	15
Onions	8	11	1	1
Cauliflower	18	5	0	19½
Lettuces	3	0	0	0
Mushrooms	0	0	2	22
Parsnips	1	18	0	16
Carried forward	613	16	2	8½

		Tons	Cwt.	Qrs.	Lbs.
	Brought forward	613	16	2	8 $\frac{1}{2}$
Turnips	...	0	0	0	25
Asparagus	...	0	12	0	0
Green Peas	...	6	6	0	15
Artichokes	...	0	8	0	0
Spinach	...	0	1	2	12
Rhubarb	...	0	0	0	20
Beetroot	...	0	0	3	24
Carrots	...	1	0	0	0
Assorted Fish	...	18	7	1	21
Haddocks	...	1	16	2	2
Plaice	...	0	2	3	7
Skate	...	0	0	0	10
Kippers	...	0	2	3	5 $\frac{1}{2}$
Mackerel	...	0	8	1	0
Bloaters	...	0	1	3	2
Cod	...	0	1	3	6
Herrings	...	0	8	0	13 $\frac{1}{2}$
Red Herrings	...	0	0	0	12
Flounders	...	0	0	0	6
Soles	...	0	0	1	22
Hake	...	0	0	1	12
Eels	...	0	0	0	21
Halibut	...	0	1	0	0
Whiting	...	0	0	3	0
Shrimps	...	0	0	0	16
Whelks	...	0	0	1	2
Mussels	...	0	0	1	2
Oranges	...	217	4	1	5
Tangerines	...	0	1	3	4
Cherries	...	32	4	3	24
Figs	...	0	0	2	12
Lemons	...	13	10	0	0
Dates	...	0	0	1	6
Apples	...	103	8	2	25
Bananas	...	0	18	3	4
Apricots	...	1	5	3	12
Assorted Fruit	...	2	0	1	16
Gooseberries	...	20	4	3	15
Raspberries	...	7	17	0	12
Strawberries	...	28	10	2	6
Black Currants	...	10	14	1	15
	Carried forward	1082	1	2	0 $\frac{1}{2}$

		Tons	Cwt.	Qrs,	Lbs.
	Brought forward	1082	1	2	0½
Red Currants	...	5	15	1	0
Plums	...	47	8	1	6
Greengages	...	7	0	1	16
Damsons	...	8	1	2	8
Sloes	...	0	4	3	24
Pears	...	17	3	0	16
Peaches	...	0	8	2	10
Melons	...	7	0	0	0
Blackberries	...	0	15	0	0
Walnuts	...	0	0	2	1
Chestnuts	...	2	0	0	0
Confectionery Nuts	...	0	0	0	8
Canned Pineapple	...	34	14	0	4
do. Apricot Pulp	...	14	11	2	22
do. Blackcurrant Pulp	...	3	7	2	0
do. Apple Pulp	...	0	3	3	0
do. Apricots	...	3	5	0	6½
do. Fruit	...	0	6	2	13
do. Pears	...	6	17	1	0
do. Peaches	...	18	1	3	11
do. Sardines	...	29	3	1	25½
do. Lobster	...	9	1	1	20
do. Salmon	...	25	14	0	23½
do. Anchovies	...	0	19	2	16
do. BLOATER Paste	...	0	4	1	14½
do. Prawns	...	0	4	0	2
do. Rabbits	...	0	5	2	4
do. Chicken, Ham and Tongue	...	0	14	0	2½
do. Ham	...	0	1	1	4
do. Ox Tongues	...	9	17	3	2
do. Beef and Mutton	...	3	15	1	9½
do. Extract of Meat	...	0	7	3	12
do. Tomatoes	...	8	15	3	22½
do. Peas	...	0	14	1	5
do. Spinach	...	0	0	1	22
do. Mincemeat	...	0	0	0	6
do. Condensed Milk	...	2	12	2	17
do. Soups	...	1	0	2	11
Total		1,353	0	0	2

TABLE 49.

Table showing the total quantity of Foodstuffs examined at the wharves from January 3rd, 1909, to January 1st, 1910 inclusive, the quantity found to be unsound, the notices served, and the method of disposal of the unsound portion.

Foodstuffs.	Quantity examined.				Quantity found to be unsound.				Surrendered by Owner.	Seized by Inspector.	Notices served.		How unsound portion disposed of.
											(a) De- tention.	(b) Release.	
Beef (Quarters) ...	T. 770	C. 18	Q. 1	L. 9					—	—	—	—	Council's destructor, Manor Place Depot.
Mutton (Carcases) ...	258	19	0	6					—	—	—	—	
Bacon ...	1042	13	2	1					—	—	—	—	
Hams ...	518	9	0	4					—	—	—	—	
Poultry (Fowls and Ducks) ...	387	3	1	3					—	—	—	—	
Geese ...	9	2	3	12					—	—	—	—	
Rabbits ...	172	8	0	4					—	—	—	—	
Pheasants ...	0	4	1	24					—	—	—	—	
Lambs (Carcases) ...	0	6	0	8	0	6	0	8	Yes	—	—	—	
Lambs' Kidneys (in boxes)	0	8	0	16					—	—	—	—	
Calf (Carcase)... ..	0	0	1	5	0	0	1	5	Yes	—	—	—	do do
Mess Pork (in barrels) ...	0	12	2	0					—	—	—	—	
Pigs' Tongues (in brine) ...	16	0	0	0					—	—	9	9	
Pigs' Feet do ...	0	1	0	3					—	—	—	—	
Pigs' Heads do ...	0	1	3	4					—	—	—	—	
Pigs' Hocks do ...	0	0	2	19					—	—	—	—	
Pigs' Backbones do ...	0	1	3	4					—	—	—	—	
Pigs' Livers do ...	17	18	2	0	0	1	3	4	Yes	—	13	13	do do
Ox Feet (in boxes) ...	1	15	0	0					—	—	—	—	
Carried forward ...	3197	4	1	10	0	8	0	17			22	22	

Foodstuffs.	Quantity examined.				Quantity found to be unsound.				Surrendered by Owner.	Seized by Inspector.	Notices served.		How unsound portion disposed of.
											(a) De- tention.	(b) Release	
Brought forward	3197	4	1	10	0	8	0	17	—	—	22	22	Treated and shot into barge with refuse.
Ox Livers (in boxes)	1	12	0	8	—	—	—	—	—	—	—	—	
Tripe (Pieces)	8	5	3	16	—	—	—	—	—	—	—	—	
Pork Casings (in kegs)	0	5	0	0	—	—	—	—	—	—	—	—	
Ox Lip Meat (in barrel)	0	2	1	0	0	2	1	0	Yes	—	—	—	
Sheep's Heads (frozen)	3	5	0	0	—	—	—	—	—	—	—	—	
Ox Tongues	5	19	1	12	—	—	—	—	—	—	—	—	
Eggs	467	16	0	0	2	8	0	0	—	—	—	—	
Egg Liquid	79	13	1	10	1	19	1	5	—	—	—	—	
Cheese	16	14	1	4	—	—	—	—	—	—	—	—	
Butter	30	3	2	0	—	—	—	—	—	—	—	—	Released to be used as Cattle food.
Offal (in baskets)	0	7	2	0	—	—	—	—	—	—	—	—	
Potatoes	25	12	2	0	—	—	—	—	—	—	—	—	
Onions	18	15	0	0	—	—	—	—	—	—	—	—	
Oranges	3	15	0	0	—	—	—	—	—	—	—	—	
Apples	12	15	0	0	—	—	—	—	—	—	—	—	
Pears (frozen)	1	3	2	8	—	—	—	—	—	—	—	—	
Walnuts	2	10	0	0	—	—	—	—	—	—	—	—	
Sugar	10	0	0	0	—	—	—	—	—	—	—	—	
Sugar (Cubes)	40	0	0	0	—	—	—	—	—	—	—	—	
Lemon Peel (in brine)	2	0	0	0	—	—	—	—	—	—	—	—	
Desiccated Cocoanut	8	16	0	0	—	—	—	—	—	—	—	—	
Broken Rice	2	10	0	0	0	0	3	7	—	—	—	—	
Carried forward	3939	5	2	12	4	18	2	1	—	—	22	22	

Foodstuffs.	Quantity examined.				Quantity found to be unsound.				Surrendered by Owner.	Seized by Inspector.	Notices served.		How unsound portion disposed of.
											(a) De- tention.	(b) Release	
Brought forward ...	3939	5	2	12	4	18	2	1	—	—	22	22	
Flour ...	14	7	2	0					—	—	—	—	
Dried Milk (in barrels) ...	3	12	1	8	1	2	1	8	Yes	—	2	2	Released for consignment to Swanley, Kent, to be used as Pigs' food.
Lard Compound ...	1	10	2	0	0	5	2	0	Yes	—	1	1	Released. The owner gave an undertaking that the compound should be used as a lubricant for their own machinery.
Kippers ...	1	9	3	14	1	9	3	14	—	—	—	—	Destroyed at Billingsgate.
Preserved Ginger ...	0	9	2	16	0	9	2	16	Yes	—	—	—	Treated and shot into barge with refuse.
Coffee ...	1	6	0	0					—	—	—	—	
Rolled Oats ...	12	17	0	16	12	17	0	16	Yes	—	1	1	Released for consignment to St. John's Wharf, Bow-Common Lane, to be used in manufacture of Cattle food.
Canned Peas ...	11	19	3	23	0	12	1	3	Yes	—	—	—	Council's destructor, Manor Place Depot.
do Spinach ...	0	13	1	4					—	—	—	—	
do Beef ...	101	14	0	17	2	3	3	23	Yes	—	4	—	do do
do Mutton ...	0	14	0	16	0	14	0	16	Yes	—	—	—	do do
do Extract of Meat ...	8	16	1	18					—	—	—	—	
Carried forward ...	4098	16	2	4	24	13	1	13			30	26	

Foodstuffs.	Quantity examined.	Quantity found to be unsound.	Surrendered by Owner.	Seized by Inspector.	Notices served.		How unsound portion disposed of.
					(a) De- tention.	(b) Release	
Brought forward ...	4098	T. 16 C. 2 Q. 4 L. 4	T. 24 C. 13 Q. 1 L. 13		30	26	
Canned Salmon ...	211	16 2 8	1 16 3 7	Yes	3	—	Council's destructor, Manor Place Depot.
do Sardines ...	59	2 1 20	—	—	—	—	
do Condensed Milk ...	57	10 2 20	0 14 3 3	Yes	1	—	do do
do Chocolate and Milk ...	0	1 2 24	0 1 2 24	Yes	—	—	do do
do Ox Tongues ...	77	12 1 14½	0 10 1 20½	Yes	2	—	do do
do Pineapple ...	295	17 1 24	9 6 0 22	Yes	1	—	do do
do Apples ...	44	1 0 10	3 1 2 12	Yes	—	—	do do
do Peaches ...	112	11 3 14	0 8 1 4	Yes	—	—	do do
do Apricots ...	46	5 1 5	0 11 3 13	Yes	3	—	do do
do Apricot Pulp ...	167	13 3 7	4 17 0 21	Yes	6	6	do do
do Raspberry Pulp ...	38	7 2 14	5 9 2 8	Yes	1	—	do do
do Black Currant Pulp ...	4	10 0 20	—	—	—	—	
do Pears ...	92	19 2 0	0 5 1 12	Yes	—	—	do do
do Tomatoes ...	65	17 2 20	0 3 3 0	Yes	—	—	do do
do Figs ...	5	16 2 0	—	—	—	—	
do Prawns ...	2	18 1 8	—	—	—	—	
do Tripe ...	8	12 1 14	0 0 1 2	Yes	—	—	do do
do Rabbits ...	0	9 3 12	0 2 2 8	Yes	1	—	do do
do Veal ..	8	9 1 20	0 0 0 16	Yes	—	—	do do
do Stewed Kidneys ...	2	19 1 4	—	—	—	—	
do Soups ...	0	0 0 14	—	—	—	—	
do Lobster ...	0	12 3 12	—	—	—	—	
Total ...	5403	1 1 23½	*52 3 3 17½		48	32	

NOTE.—*This amount is included in the total shown in Table 50 on page 97.

TABLE 50.

The undermentioned Unsound Food has been destroyed under the superintendence of the several Inspectors during 1909.

			Tons	Cwt.	Qrs.	Lbs.
Bacon	0	0	1	8
Beef, Mutton, Pork, &c.	1	1	3	12½
Ducks	0	0	1	6
Fowls	0	0	0	8
Lambs' Carcases	0	6	0	8
Offal (Livers, &c.)	0	0	0	16
Ox Heads	0	0	0	22
Pigs' Heads	0	12	7	6
Rabbits	0	0	1	8
Turkeys	0	12	0	18
Beef (in Brine)...	0	0	0	20
Livers „	0	1	3	4
Ox Lip Meat (in Brine)	0	2	1	0
Cod	0	0	0	5
Eels	0	0	0	21
Herrings	0	4	3	3
Kippers	1	9	3	14
Mackerel	0	0	1	24
Mussels	0	1	2	0
Shrimps	0	0	0	16
Whiting	0	0	3	0
Eggs	2	6	0	0
Egg Liquid	2	0	2	0
Confectionery Nuts	0	0	0	7
Dried Milk (R)...	1	2	1	8
Desiccated Cocoanut	0	1	0	0
Bread	0	0	1	12
Broken Rice (R)	0	0	3	7
Lard Compound (R)	0	5	2	0
Raisins	0	0	0	14
Rolled Oats (R)	12	17	0	16
Preserved Ginger	0	9	2	16
Apples	2	1	0	0
Bananas	0	5	1	11
Black Currants	0	19	3	15
Carried forward			27	6	3	17½

			Tons	Cwt.	Qrs.	Lbs.
	Brought forward		27	6	3	17½
	Cherries	2	7	0	1
	Damsons	0	0	3	12
	Gooseberries	0	8	3	0
	Greengages	0	2	1	16
	Oranges	1	15	1	9
	Peaches	0	4	0	0
	Pears	0	10	1	2
	Plums	0	0	0	22
	Raspberries	0	0	0	10
	Red Currants	0	17	0	10
	Sloes	0	4	1	8
	Strawberries	0	1	3	24
	Tangerines	0	0	3	16
	Walnuts	0	0	0	4
	Artichokes	0	8	0	0
	Asparagus	0	12	0	0
	Beetroot	0	0	3	14
	Brussel Tops	0	0	0	10
	Carrots	1	0	0	0
	Cauliflower	0	0	0	1
	Greens	2	7	0	0
	Green Peas	0	2	3	8
	Mushrooms	0	0	2	22
	Onions	0	0	0	9
	Potatoes	0	2	0	25
	Tomatoes	4	3	1	4
	Canned Apples...	...	4	0	3	16
	do. Apple Pulp	...	0	3	3	0
	do. Apricots	...	0	11	3	13
	do. Apricot Pulp	...	4	17	0	21
	do. Beef	3	4	0	1
	do. Condensed Milk	...	0	19	0	14
	do. Chocolate and Milk	...	0	1	2	24
	do. Fruit	0	4	1	4
	do. Ham	0	1	1	4
	do. Mutton	...	0	14	0	16
	do. Peaches	...	0	8	1	4
	do. Pears	0	5	1	12
			—	—	—	—
	Carried forward		58	9	0	9½

		Tons	Cwt.	Qrs.	Lbs.
	Brought forward	58	9	0	9½
Canned Peas	...	0	16	3	10
do. Pineapple	...	9	9	1	12
do. Rabbits	...	0	2	2	8
do. Raspberry Pulp	...	5	9	2	8
do. Salmon	...	1	16	3	7
do. Sardines	...	0	4	3	11½
do. Soup	...	0	0	2	6
do. Spinach	...	0	0	1	22
do. Tomatoes	...	0	17	3	8½
do. Tongues	...	0	10	2	15½
do. Tripe	...	0	0	1	2
do. Veal	...	0	0	0	16
Total		77	18	3	24

(R) Released upon an undertaking from the owners that the commodity was to be used for other purposes than for human food.

TABLE 51.

Showing the number of samples of Foodstuffs taken in each Ward during 1909, and the number of such samples found to be unsound.

Ward.	Number of Samples taken.	Number found to be sound.	Number found to be unsound.
St. Mary	860	829	31
St. Paul	1082	922	160
St Peter	1679	1636	43
St. John	1528	1408	120
Trinity	157	154	3
All Saints	135	94	41
St. Michael	892	854	38
St. Jude	534	524	10
St. George	251	192	59
Christchurch	3035	2944	91
St. Saviour	16217	14483	1734
Total for Borough	26370	24040	2330

TABLE 52.

Inspections of Food at Wharves, Markets, and other places where food is stored, and the action taken by the officials during the year 1909.

INSPECTION OF WHARVES, &c.					FOOD EXAMINED, &c.						
WARD.	Inspections of Wharves and Ware-houses.	Inspection of Markets.	Inspection of Shops or Street Stalls.	Total.	Parcels of Food Examined.	Number of Samples taken.	Parcels of Food Sorted.	Parcels of Food destroyed by consent of owner.	Parcels of food seized by Inspector.	Parcels of food condemned by Magistrate.	Summonses taken out.
St. Mary's ...	18	377	7	402	531	860	3	7	1	1	1
St. Paul's ...	61	12	45	118	246	1082	7	14	—	—	—
St. Peter's ...	7	594	177	778	1075	1679	9	15	1	1	1
St. John's ...	1	331	456	788	1133	1528	8	18	3	3	—
Trinity ...	9	28	58	95	127	157	1	—	1	—	—
All Saints' ...	—	4	49	53	56	135	4	3	1	1	—
St. Michael's ...	11	522	33	566	807	892	6	9	2	1	1
St. Jude's ...	—	391	33	424	570	534	1	3	1	1	1
St. George's ...	1	69	102	172	227	251	5	11	1	—	1
Christchurch ...	132	126	4	262	553	3035	—	11	—	—	—
St. Saviour's ...	744	42	801	1587	2777	16217	48	186	—	—	—
By M.O.H. ...	—	—	1	1	3	5	—	2	1	1	—
Brought to Town Hall...	—	—	—	—	7	7	—	5	—	—	—
TOTAL ...	984	2496	1766	5246	8112	26382	92	284	12	9	5

UN SOUND FOOD.

During the year proceedings were taken in the Police Courts in relation to the following five seizures of unsound food :—

- (1) Charles Tucker, 12, Friar Street; exposing or depositing for the purpose of sale seven tins unsound condensed milk. Fined 1s. and 5s. costs.
- (2) Norman Hector Gibbs and Frank Charles Gibbs, 86, Old Kent Road; depositing for the purpose of sale 272 tins unsound preserved peas. Ordered to pay 10s. costs.
- (3) Erastus Rogers (trading as Clifton & Co.), 78, London Road; exposing for the purpose of sale 7 pieces unsound bacon. This summons was dismissed, the Magistrate holding that the bacon was not "exposed or deposited for sale."
- (4) James Bell, 93, Broadwalk; exposing for sale on a stall in East Street, 15 tins unsound condensed milk. Fined 10s. and 4s. costs.
- (5) George William Smith, 161, Newington Butts; exposing or depositing for the purpose of sale 13 pieces unsound meat. This summons was dismissed, the Magistrate holding that the Council had not proved that the meat was exposed for sale.

CUSTOMS AND INLAND REVENUE ACT, 1890.

Certificates for exemption from Inhabited House Duty have been granted during the year in respect of the undermentioned premises : —

Premises.	Certificates granted to.
5A to 5E, Bear Lane	Sir W. G. Armstrong, Whitworth & Co.
55, 57, 57A and 58, De Laune Street...	D. S. Whiteher
10 to 22, Eltham Street	R. J. Dickins
1 to 6, Hampton House	W. Downs
86 and 86A, Lorrimore Street; 2, Salisbury Row	E. J. Norris
1 and 3 Royal Road	Gledhill Bros.
75A and 75B, Westmoreland Road ...	T. Sloman
75c, Westmoreland Road	T. Sloman

Additional Water Supplies to Tenemented Houses.

During the year, 1909, much attention has been paid to the matter of providing additional water supplies on the upper floors of tenemented houses, where such additional water supplies were found to be necessary. In the following table I have shown the action that was taken under Section 78 of the London County Council (General Powers) Act, 1907.

TABLE 53.

Houses at which Additional Water Supplies were provided.

	WARDS OR DISTRICTS.													BOROUGH.
	St. Mary.	St. Paul.	St. Peter.	St. John.	Trinity.	All Saints.	St. Michael.	St. Jude.	St. George.	Christ-church.	St. Saviour.	West.	East.	
Intimation notices served	2	58	63	7	12	22	1	17	7	11	1	1	—	202
Statutory notices served	1	37	39	5	11	20	1	10	—	4	—	1	—	129
Summonses served	—	6	3	—	—	3	—	—	2	—	—	3	1	18
Houses at which additional water supplies were provided ...)	7	46	47	5	1	41	—	11	4	2	—	1	—	165

APPEAL CASE.

GRIFFITHS *v.* WEATHERITT (Southwark Borough Council).

Provision of a water supply to the upper storeys of a house under Section 78 of the London County Council (General Powers) Act, 1907.

Re 18, OLNEY STREET.

A summons in this case was issued at the express instructions of the Public Health Committee after some of the members had visited the premises.

The proceedings before the magistrate on the 17th December, 1909, were taken under Section 48 of the Public Health (London) Act, 1891, and Section 78 of the L.C.C. (General Powers) Act, 1907, to require the provision of a proper and sufficient water supply to the upper floors of 18, Olney Street.

The premises are technically a tenemented house occupied by two separate families, the family without a supply of water being on the top floor. There are three storeys, the lowest one being a half basement. The existing supply of water is from two taps, one in the yard and the other in a washhouse in the yard.

At the hearing at the Lambeth Police Court the magistrate (Mr. Chapman) made an order on the Owner, who duly appeared, to provide the supply of water as asked for.

The Owner immediately appealed to the Quarter Sessions.

At the hearing at the Sessions, on January 7th, 1910, the Bench unanimously dismissed the Appeal, and upheld the magistrate's Order with costs.

Evidence was given, on behalf of the Borough Council, by Dr. Hamer, one of the London County Council Medical Officers, and Dr. Millson, Medical Officer of Health for Southwark, to the effect that the occupants of the top floor rooms had to come down twenty-five steps to fetch up their water, and it then had to be stored in a bucket in the room in which persons lived and slept. On examination the water was found to be polluted by bird manure, seeds and other substances. Owing to the difficulty of carrying up the water it was found that the family used only three bucketfuls a day for all purposes, when they should have used at least eighteen bucketfuls, which is the acknowledged quantity required for such a family. It was contended, therefore, that the supply of water, owing to the difficulty of carrying it upstairs, was so restricted as to be insufficient for the maintenance of the health of the family.

The Bench unanimously dismissed the Appeal, and upheld the magistrate's Order with costs.

Mr. Champion appeared for the Appellant and Mr. Frank Dodd for the Borough Council.

WATER SUPPLY.

PUBLIC HEALTH (LONDON) ACT, 1891,

Section 48.

Certificates in regard to water supply have been granted in respect of the undermentioned (new) houses during the year.

Premises.	Certificates granted to.
51 and 53, Alvey Street ...	W. Dean
17 and 19, Crosby Row ...	P. & G. Geen
76, Deacon Street ...	R. Amato
100, 102 and 104, Falmouth Road ...	H. J. Williams, Ltd.
41 and 41a, Flint Street ...	J. H. Vincent
King's Hall, St. George's Market ...	W. F. Hurndall
55 and 56, London Road ...	—
Marshalsea House, Long Lane ...	Sabey & Son, Ltd.
31, New Cut ...	T. L. Green
28/34, Shaftesbury Street ...	T. W. Sloman, Junr.
128 and 130, South Street ...	T. W. Sloman Junr.
100, South Street ...	T. W. Sloman, Junr.
98, 102 and 104, South Street ...	T. W. Sloman, Junr.
106, South Street ...	T. W. Sloman, Junr.
365, Walworth Road ...	R. N. Marrable
373 and 375, Walworth Road ...	R. N. Marrable *
371, Walworth Road ...	R. N. Marrable
367, Walworth Road ...	R. N. Marrable
353, 355 and 357, Walworth Road ...	R. N. Marrable
369, Walworth Road ...	R. N. Marrable
219, Waterloo Road ...	R. Robertson, L.C.C.
13 to 25, 50, 52 and 54, Wooler Street; 1, 3, 5 and 7, Villa Street ...	Miss M. Lumsden

Black Smoke Nuisances.

Our operations in regard to these nuisances have not been attended throughout the year with the greatest success. Many complaints have been received from various sources of black smoke issuing from shafts in the Borough, especially from those in connection with the City of London Electric Lighting Station and the Borough of Southwark Electric Lighting Station.

At the request of the Public Health Committee two Sanitary Inspectors were engaged for nearly a month in watching the shafts on the river bank, and every case of smoking was tabulated in the report. The following portion of the report gives the substance of what was done:—

“To the Chairman and Members of the Public Health Committee.

GENTLEMEN,

Inspectors Nicholson and Fisher have been engaged, from the 13th of April to the 12th of May, 1909 (holidays excepted) for a period of 22 days, watching for black smoke issuing from the chimney-shafts near the river bank.

Sections 23 and 24 of the Public Health (London) Act relate to smoke. Sub-section (b) of Section 24 states that any chimney (not being a chimney of a private dwelling house) sending forth black smoke in such quantity as to be a nuisance shall be a nuisance liable to the penalty contained in Section 23, viz., a sum not exceeding five pounds, and on a second conviction to a fine of ten pounds, and on each subsequent conviction to a fine double the amount of the fine imposed on the last preceding conviction.

The customary definition of a nuisance is that black smoke must be seen to issue from a shaft for a continuous period of five minutes, or if in shorter periods, then for ten minutes in the hour. In this report no notice has been taken of black smoke issuing for a less period than one minute, although in the case of the shaft of the Thames Grain Drying Wharf, which is a great offender for thirty or forty seconds at a time, these short periods amount to a good deal in the day.

The observations extended usually from 11 a.m. to 6 p.m. each day.

The City of London Electric Lighting Station will be seen to have had a good deal of smoke at irregular periods sent out of each

of their shafts during the time of observation. The South shaft was the worst, next the North shaft, and lastly the middle shaft. During the period covered by the report black smoke issued for 294 minutes from the South shaft, for 270 minutes from the North shaft, and for 203 minutes from the middle shaft. This would be respectively 13, 12 and 9 minutes per day of 7 hours.

The Thames Grain Drying Wharf is the next largest offender with 124 minutes, making nearly 6 minutes per day. In this amount is not reckoned portions of a minute, which were very numerous with this particular shaft.

The next in amount was Younghusband, Barnes and Company's premises for a period of 66 minutes, *i.e.*, 3 minutes per day; and the remainder, with the exception of Messrs. Barclay, Perkins' premises, were for periods varying from 22 to 33 minutes, *i.e.*, from 1 to $1\frac{1}{2}$ minutes per day.

The least offender was Messrs. Barclay, Perkins' shaft, which only sent out black smoke for a period of 7 minutes, *i.e.* one-third of a minute per day.

The longest time continuous smoke was seen to issue was on April 22nd from the North shaft of the City of London Electric Lighting Station, and was for a period of 43 minutes.

It will be seen that the average quantity of black smoke issuing during the whole period was not distinctly excessive, but when the periods of smoking are taken into consideration, many of these must be considered distinctly excessive and must have been a serious nuisance to the neighbourhood. For many days the various shafts of the City of London Electric Lighting Company behaved very well there being little or no black smoke sent out on occasions for the whole day, whereas on other days the smoking was distinctly bad. This would point to carelessness in stoking, which with care ought to be prevented.

Notices have been served on the various Companies where the extent of the black smoke was beyond the periods mentioned in my report.

On the 21st of April the Coal Smoke Abatement Society reported black smoke for 30 minutes, from 12.55 to 1.25, from the shafts of the City of London Electric Lighting Station, which complaint agrees pretty accurately with our inspectors' report.

In the London County Council (General Powers) Bill, now before Parliament, in Part IV. an endeavour is made to take out the word "black" in regard to smoke, in Section 24, Sub-section (b) of the Public Health (London) Act, 1891.

I am strongly of opinion that on health grounds the provisions proposed should become law.

In recent years for house purposes, such as heating and cooking, gas has replaced, to a large extent, coal fires, and, in that respect, there must have been less smoke produced and less emitted from private chimneys.

I also think that upon the whole there has been some improvement in regard to smoke issuing from the chimneys of manufactories and other works. There is, however, at the present time a large amount of smoke given off which, under good management and the use of better materials, might be in a large measure avoided.

The smoke does a great damage to health, chiefly by obscuring sunlight and allowing lower organisms to grow. It also increases in severity, if it does not originate, lung diseases.

Many of the manufactories in Southwark, which years ago were such great offenders in the way of smoke have, by the re-arrangement of their furnaces and the adoption of an almost smokeless coal, ceased to give off smoke except in small quantities.

Unfortunately, there are still many manufactories and works which on account of expense, use an inferior coal, and so go on day by day darkening the atmosphere with volumes of smoke.

The smoke nuisance in Southwark is remediable. It is simply a question of expense and care in the way of supervision. This has been proved over and over again, for where firms have been threatened with prosecution they have used a better coal and have exercised better supervision, with the result that there has been no further cause of complaint.

The great difficulty in regard to prosecutions has been the definition of "black smoke." It is rarely, if ever, that a volume of smoke however dark and dense it may be issuing from a chimney shaft can have the word "black" correctly applied to it. We have tried to get over

the difficulty in the definition of black smoke by saying that it was so dense as to effectually obscure the top of the chimney. That evidence in many cases enabled the magistrate to convict. I think, however, that had the defendant been supported by better technical evidence the magistrate would not have been able to arrive at the opinion that the case in regard to "black smoke" was sufficiently proved.

The blackness or darkness of smoke largely depends on the position from which you view it. On a dull day viewed from the top of a building considerably above ground level and against a darkened background the smoke would appear many degrees darker than when viewed on a fine sunny day, the observer being on the ground level with the sky as a background.

Sanitary officers in giving evidence generally state that in addition to the top of the shaft being obscured the blackness of the smoke was of the colour of something decidedly black such as a black hat, which is a familiar expression, but I question whether such blackness in reality can ever exist.

Smoke proved to be in any way short of this definite blackness must tell seriously against a conviction.

To obviate this dark colour of smoke the exhaust steam is sometimes turned into the shaft, and this materially lightens the colour of the smoke.

The quantity of black smoke emitted from a chimney is no measure of the amount of smoke generally given off by chimney shafts. Some firms who seriously charge the atmosphere around their works with smoke give off from their chimney shafts only brown smoke. This, however, is almost as much sun obscuring as black smoke. The absolutely worst offender in the Borough is a shaft from a public concern which consistently smokes all day with very small intervals, but, owing to the exhaust steam, it is seldom that the volume of smoke is entirely black.

The difficulty in getting convictions, especially since the Chelsea case, has been such as to make it necessary to have strong confirmatory evidence before the prosecutions are entered upon. This entails constant observations, and the expense of employing in smoke observations a number of inspectors, together with the indisposition on the part of many of the Councillors of the Local Authority to prosecute ratepayers has made prosecutions almost impossible.

I contend that there has been such an improvement in all kinds of smoke from many important factories that it is quite possible to prevent excessive smoking, of whatever colour. In fact, many present offenders in the way of smoke by better furnace construction, better supervision, and the use of better fuel could prevent much of the smoke which is now being discharged into the atmosphere.

I am, &c.,

G. B. MILLSON,

Medical Officer of Health."

During the year complaints were received at the Public Health Office from persons other than the Council's Officers in regard to 81 nuisances from black smoke, occurring on different days. The under-mentioned are premises in regard to which more than one complaint was received:—

Premises.	No. of days on which nuisances were observed.
City of London Electric Lighting Company's Works, Bankside	34
Younghusband, Barnes & Co.'s premises, Old Barge House Wharf	7
Blackfriars Bridge Wharf (from boiler of travelling crane)	6
Thames Grain Drying Wharf... ..	3
London Hydraulic Power Station, Bankside ...	3
Noel & Sons, Soho Works, Clink street	3
Southwark Borough Council's Electricity Works, Pen- rose street	3
Fountain Head Laundry, 57, Gt. Dover street ...	3
Crescens Robinson, Newington Causeway ...	2
Guy's Hospital (Laundry)	2
Rear of 403, Walworth road	2

TABLE 54.

Showing the Number of Observations, &c., in regard to Smoke Nuisances made by the several Ward Inspectors during 1909.

	St. Mary's Ward.	St. Paul's Ward.	St. Peter's Ward.	St. John's Ward.	Trinity Ward.	All Saints' Ward.	St. Michael's Ward.	St. Jude's Ward.	St. George's Ward.	Christchurch Ward.	St. Saviour's Ward.	Total for Borough.
Number of observations made by the inspectors... ..	11	27	43	6	14	4	13	37	17	248	766	1186
Number of nuisances observed	9	2	7	2	4	2	4	8	5	52	162	257
No. of Intimation Notices served	8	2	3	1	4	2	2	3	4	5	8	42
No. of Statutory Notices served	—	2	2	—	2	1	—	1	3	4	6	21
No. of Summonses taken out	—	—	—	—	—	—	—	—	—	—	9	9

The nine summonses shown in the above table were taken out against the City of London Electric Lighting Company in respect to nuisances occurring on the 9th, 14th and 15th September. These summonses were dismissed by the magistrate (Mr. Baggallay) who held that service of the statutory notices had not been proved on behalf of the Council.

SMOKE NUISANCES.

TABLE 55.

Showing number of Complaints received from Outside Sources, and the Observations, &c., made by the Council's Inspectors during the past Nine Years.

YEAR.			Complaints received from outside sources.	Observations made by Inspectors.	Nuisances observed.	Notices served.		Summonses taken out.	Convictions obtained.
						Intimation.	Statutory.		
1901	32	75	12	12	3	—	—
1902	63	274	26	26	12	1	1
1903	97	404	89	53	24	9	9
1904	43	270	55	20	8	6	6
1905	42	642	85	32	12	5	5
1906	105	411	62	28	8	6	6
1907	125	525	66	22	8	8	7
1908	75	362	33	16	4	—	—
1909	81	1186	257	42	21	9	—

TABLE 56.

FACTORIES AND WORKSHOPS (Women's).

INSPECTOR, MISS ELLIOTT.

Statement of Inspections, with Insanitary Conditions found existing, and of Re-Inspections, &c.

DESCRIPTION OF WORK.	Total for Borough.
Workshops, Workplaces, Laundries, &c. Number of on the Register at end of year	577
Factories, Number of Inspections of	6
Workshops, Number of Workrooms therein	1199
„ Number of Inspections of	443
„ Number of Re-inspections of	1259
„ Number of Workrooms measured	349
Workrooms, &c., Number of Inspections of	787
„ found to be overcrowded	6
„ found to be insufficiently ventilated	2
„ found to be in a dirty condition	123
Workshops, &c., newly discovered and registered	70
„ Reported to H.M. Inspector on discovery	10
„ Removed from the Register	99
Houses visited for enquiry at which no female hands were employed	8
Houses inspected <i>re</i> outworkers or at which outworkers are employed	636
Written Intimations issued	90
Statutory notices	36
Works carried out under supervision—	
(a) Additional means of ventilation provided	10
(b) Rooms cleansed and whitewashed	288
(c) Yards, Floors, Roofs, &c., repaired	6
(d) Sanitary conveniences constructed	2
(e) Miscellaneous nuisances abated	129
“Overcrowding” of Workrooms, Cases of, abated	8
Nuisances which came under notice during the Inspections :—	
(f) Drains untrapped, unventilated, &c.	—
(g) Sanitary Conveniences ill-lighted, unventilated, and defective in water supply	—
(h) Sanitary Conveniences supplied from drinking water cisterns	—
(i) Cisterns dirty or uncovered	—
(j) Miscellaneous	151

TABLE 57.
Factories and Workshops.

Showing the number of Inspections with the Defects found

and remedied in the several Wards during the year 1909.

WARD.	1.—INSPECTIONS.														
	Factories.			Workshops.			Workplaces.			Home-workers' Premises.			Want of Cleanliness.		
	Inspections.	Notices.	Summonses.	Inspections.	Notices.	Summonses.	Inspections.	Notices.	Summonses.	Inspections.	Notices.	Summonses.	Found.	Remedied.	Summonses.
St. Mary's ... (Mr. Rugg)	1	—	—	50	33	—	136	40	—	9	8	—	38	36	—
St. Paul's ... (Mr. Fisher)	7	3	1	89	49	2	93	45	—	72	77	—	63	61	1
St. Peter's ... (Mr. Nicholson)	3	2	—	66	39	—	78	44	1	71	62	—	60	60	—
St. John's ... (Mr. Grist)	3	2	—	49	18	—	99	34	—	14	11	—	39	38	—
Trinity ... (Mr. Howes)	7	3	—	60	33	—	105	70	1	36	20	1	70	69	—
All Saints' ... (Mr. Goodfellow)	3	3	—	31	5	—	23	16	—	38	26	—	24	23	—
St. Michael's ... (Mr. Jenkinson)	24	10	—	107	37	—	147	50	—	40	25	—	69	69	—
St. Jude's ... (Messrs. Howers and Weatheritt)	3	2	—	118	21	1	102	26	—	13	12	—	34	34	1
St. George's ... (Messrs. David and Howers)	24	4	—	64	19	—	161	43	—	56	26	1	68	68	1
Christchurch ... (Messrs. Robinson and Sweeney)	7	4	—	60	12	—	142	30	—	5	4	—	39	39	—
St. Saviour's ... (Messrs. Robinson and Sweeney)	11	2	—	23	15	—	186	49	—	3	1	—	38	38	—
Women's Work-shops (Miss Elliott)	6	1	—	443	78	—	—	—	—	636	47	—	105	102	—
Bakehouses, Milk-stores, &c. (Messrs. Weatheritt and David)	5	1	—	557	74	—	916	43	—	—	—	—	92	92	—
Total ...	104	37	1	1717	433	3	2188	490	2	993	319	2	739	729	3

2.—DEFECTS FOUND.																	
									SANITARY ACCOMMODATION.								
Want of Ventilation.			Over Crowding.			Want of Drainage of Floors.			Other Nuisances.			Insufficient			Unsuitable or Defective.		
Found.	Remedied.	Summonses.	Found.	Remedied.	Summonses.	Found.	Remedied.	Summonses.	Found.	Remedied.	Summonses.	Found.	Remedied.	Summonses.	Found.	Remedied.	Summonses.
—	—	—	1	1	—	—	—	—	40	38	—	—	—	—	1	1	—
2	2	—	3	3	1	1	1	—	137	133	—	1	1	—	4	4	1
3	3	—	4	4	—	2	2	—	101	131	1	—	—	—	1	1	—
—	—	—	—	—	—	—	—	—	39	38	—	2	1	—	—	—	—
—	—	—	1	1	—	3	2	—	94	79	2	1	—	—	—	—	—
—	—	—	1	1	—	—	—	—	23	24	—	—	—	—	1	1	—
2	2	—	2	2	—	—	—	—	94	84	—	2	1	—	2	1	—
1	1	—	—	—	—	—	—	—	45	45	—	1	1	—	1	1	—
—	—	—	—	—	—	1	1	—	125	125	—	2	2	—	4	4	—
1	1	—	—	—	—	—	—	—	31	31	—	2	2	—	3	3	—
—	—	—	—	—	—	—	—	—	52	48	—	—	—	—	1	1	—
11	10	—	8	8	—	1	1	—	47	47	—	8	8	—	27	25	—
—	—	—	—	—	—	6	6	—	15	15	—	—	—	—	2	2	—
20	19	—	20	20	1	14	13	—	843	838	3	19	16	—	47	44	1

TABLE 58.

**Factories, Workshops, Laundries, Workplaces and
Homework.**

1.—Inspection (including Inspections made by Sanitary Inspectors).

Premises.	Number of		
	Inspections.	Written Notices.	Prosecutions.
Factories (including Factory Laundries) ...	104	37	1
Workshops (including Workshop Laundries)	1717	433	3
Workplaces	2188	490	2
Homeworkers' Premises	993	319	2
Total	5002	1279	8

2.—Defects Found.

Particulars.	Number of Defects.			Number of Prosecu- tions.
	Found.	Remedied.	Referred to H.M. Inspector.	
* NUISANCES UNDER THE PUBLIC HEALTH ACTS :—				
Want of Cleanliness	739	729	...	3
Want of Ventilation	20	19
Overcrowding	20	20	...	1
Want of drainage of floors	14	13
Other nuisances	843	838	...	3
Sanitary accommodations :				
Insufficient	19	16
Unsuitable or defective	47	44	...	1
Not separate for sexes	2	2
OFFENCES UNDER THE FACTORY AND WORK- SHOP ACT :—				
Illegal occupation of underground bakehouse (S. 101)...
Breach of special sanitary require- ments for bakehouses (SS. 97-100)
Other offences
Total	1704	1681	...	8

* Including those specified in Sections 2, 3, 7 and 8 of the Factory Act as remediable under the Public Health Acts.

TABLE 59.

3.—Home Work.

NATURE OF WORK.	OUTWORKERS' LISTS, Section 107.									Number of Inspections of Outworkers' Premises.	OUTWORK IN UN- WHOLESOME PRE- MISES, S. 108.			OUTWORK IN IN- FECTED PREMISES, Sections 109-10.		
	Lists received from Employers.				Nos. of Addresses of Outworkers received from other Councils.	Nos. of Addresses of Outworkers forwarded to other Councils.	Prosecutions.		Instances.		Notices served.	Prosecutions.	Instances.	Orders made, (S. 110).	Prosecutions, (Ss. 109, 110).	
	Twice in the year		Once in the year.				Failing to keep or per- mit inspection of lists.	Failing to send lists.								
	Lists.	Out- workers.	Lists.	Out- workers.												
Wearing Apparel—																
(1) Making, &c....	120	932	1	2	763	561	532	20	
(2) Cleaning and washing	
Lace, lace curtains and nets	2	8	3	2	6	
Furniture and Upholstery...	6	8	2	2	4	
Fur pulling...	4	2	
Umbrellas	9	7	
Paper Bags and Boxes ..	18	170	4	15	49	73	109	4	
Brushmaking ...	14	161	1	3	26	53	91	2	
Stuffed Toys	
File making	
Electro Plate	
Cables and Chains	
Anchors and Grapnels	
Cart Gear	
Locks, Latches and Keys	
Miscellaneous ...	10	77	2	5	240	48	109	1	
TOTAL ...	170	1356	8	25	1096	739	860	27	

TABLE 60.**4.—Registered Workshops.**

Workshops on the Register (S. 131) at the end of the year.	Number.
Bakehouses	107
Eating houses and places where food is prepared for sale ...	305
Ice Cream Shops	122
Laundries	58
Dressmakers, Milliners, &c.	209
Tailoring	78
Brushmakers	64
Miscellaneous	1943
Total number of Workshops on Register ...	2886

5.—Other Matters.

Class.	Number.
Matters notified to H.M. Inspectors of Factories :—	
Failure to affix Abstract of the Factory and Workshop Act (S. 133)	98
Action taken in matters referred by H.M. Inspectors as remediable under the Public Health Acts, but not under the Factory Act (S. 5):	
Notified by H.M. Inspector	93
Reports (of action taken) sent to H.M. Inspectors ...	14
Other	10
Underground Bakehouses (S. 101) :—	
Certificates granted during the year
In use at end of the year... ..	40

PROCEEDINGS TAKEN UNDER THE PUBLIC HEALTH ACT.

162 summonses were taken out during the year 1909, in respect to offences, particulars of which are set out below. The following table shows the number of summonses taken out in each of the several Wards:—

TABLE 61.

Number of Sum- monses taken out	WARDS.															Total.
	St. Mary's.	St. Paul's.	St. Peter's.	St. John's.	Trinity.	All Saints'	St. Michael's.	St. Judes.	St. Georges.	Christchurch.	St. Saviour's.	West District.	East District.	Women's Workshops.	Bakehouses.	
8	17	16	6	14	13	10	15	17	2	9	22	13	—	—	162	

The above summonses had reference to the following:—

Ordinary Nuisances	116 cases
Smoke	„	9 „
No water supply to premises	2 „
Overcrowding	3 „
Unsound Food	5 „
Removing fish offal during prohibited hours	1 „
Insufficient water supplies on upper floors of tenemented houses (London County Council (General Powers) Act, 1907)	18 „
Ice Creams (London County Council (General Powers) Act, 1902, Part VIII.	2 „
Neglecting to cleanse verminous rooms (London County Council (General Powers) Act, 1904	2 „
Contravention of Bye-law 15, Houses Let in Lodgings	4 „
Total	162 cases

TABLE 62.

These proceedings resulted as follow :—

Summonses withdrawn, the Council's requirements having been complied with	109 cases
Summons withdrawn, the case proving to be similar to that of the "Council v. Field" in the High Court	1 case
Summons withdrawn, after consideration by the Public Health Committee	1 „
Summons withdrawn, the defendant was found not to be liable	1 „
Summonses not served, wrong addresses having been given	3 cases
Summons not served, defendant moved away	1 case
Magistrate's Orders made without penalties	16 cases
Fines inflicted	13 „
Defendant ordered to pay costs only	1 case
Summonses dismissed :—			
“ Owner should have been summoned ”	1 „
“ Water supply on upper floors was not reasonably necessary ”	2 cases
“ Food was not exposed or deposited for sale ”	2 „
“ Service of Statutory Notices was not proved ”	9 „
Summonses adjourned <i>sine die</i> (premises empty)	2 „
Total	162 cases

TABLE 63.

PROCEEDINGS TAKEN UNDER THE PUBLIC HEALTH ACT.

Defendant.	Cause of Proceedings.	Result.
P. & G. Geen	Neglecting to provide water supply to upper floors of 12, Horsman street	Summons withdrawn
— Golding	Neglecting to provide water supply to upper floors of 18, Grosvenor street	Summons withdrawn, work done
A. Boys & Co.	Neglecting to remedy defective house and workshop roofs and gutters and workshop walls at 88, Camberwell road	Ordered to do work within 14 days and to pay 4/- costs
Mrs. Dick	Neglecting to remedy defective yard paving and to cleanse scullery at 14, Sutherland square	Summons withdrawn, work done
Walter Richardson	Neglecting to remedy defective w.c. structure and to cleanse dirty passage, staircase and rooms at 15, Sutherland place	Summons withdrawn, work done
George H. Taylor	Neglecting to remedy defective yard paving and other insanitary conditions at 1, Beckford place	Fined £5 and 2/- costs
Do.	Neglecting to remedy defective dustbin at 4, Beckford place	Fined £2 and 2/- costs
Johnstone & Cumber	Neglecting to remedy defective w.c. structure and apparatus at factory, 12, Avenue road	Summons withdrawn, work done
William Strong	Neglecting to provide water supply to upper floors of 54, Olney street	Summons withdrawn, work done

Defendant.	Cause of Proceedings.	Result.
William Blanchard	Neglecting to abate overcrowding at 14, Runham street	Ordered to abate overcrowding within 14 days and to pay 6/- costs
Henry Wise	Neglecting to abate overcrowding at 14, Runham street	Summons withdrawn. (NOTE.—The cost of this summons is included in the 6/- costs of the preceding summons)
— Griffiths	Neglecting to remedy defective dustbin at 95, Westmoreland road	Summons withdrawn, work done
— Diprose	Neglecting to provide water supply to upper floors of 86, Westmoreland road	Summons withdrawn, work done
R. C. Tepper	Neglecting to provide water supply to upper floors of 50, Westmoreland road	Summons withdrawn, work done
— Palfrey	Neglecting to remedy defective dustbin at 17, Bronti place	Summons withdrawn, work done
Do.	Neglecting to remedy defective receptacle at 31, Bronti place	Summons withdrawn, work done
Lilian Brown	Neglecting to provide water supply to upper floors of 72, Mann street	Summons withdrawn, work done
— Keeping	Neglecting to remedy defective water apparatus at 28, Theobald street	Summons withdrawn, work done
James Purton	Removing fish offal during prohibited hours in Borough High street	Fined £2 and 7/- costs
Miss Miller	Neglecting to remedy defective roofs and gutters at 25, Boundary lane	Summons withdrawn, work done
Walter Simmonds	Neglecting to provide water supply to upper floors of 10, Olney street	Summons withdrawn, work done

Defendant.	Cause of Proceedings.	Result.
Gilders & Son	Neglecting to provide water supply to upper floors of 21, Sutherland square	Summons withdrawn
City of London Brewery Co.	Neglecting to remedy defective dustbin at 172, Tabard street	Summons withdrawn, work done
Heath & Son	Neglecting to provide a dustbin at 28a, Staple street	Summons withdrawn, work done
Do.	Neglecting to provide water supply to upper floor of 9, Chapel place	Summons withdrawn, work done
Field, Sons & Glazier	Neglecting to provide water supply to upper floor of 4, Tennis court	Summons withdrawn by order of the Public Health Committee
Arthur Clark	Neglecting to remedy defective dustbin at 237, New Kent road	Summons withdrawn, work done
L. Solomon	Neglecting to remedy defective dustbin at 2, Henry place	Summons withdrawn, work done
Do.	Neglecting to provide a dustbin at 6, Henry place	Summons withdrawn, work done
Do.	Neglecting to cleanse dirty rooms at 13, Henry place	Summons withdrawn, work done
Heaps, Sons & Reeve	Neglecting to provide water supply to upper floors of 43, Tabard street	Summons dismissed "Defendants having given the name of the owner, the latter should have been summoned"
Frank Day	Neglecting to provide water supply to upper floors of 6, Gray street	Summons withdrawn, work done
— Busbridge	Neglecting to remedy defective flushing apparatus at 44, St. Margaret's court	Summons withdrawn, work done
T. Harrison	Neglecting to remedy defective dustbin at 21, Miniver street	Summons not served, defendant gone away

Defendant	Cause of Proceedings.	Result.
— Chard	Neglecting to remedy defective dustbin at 7, Gurney street	Summons withdrawn, work done
— Chard	Neglecting to cleanse verminous room at 9, Gurney street	Summons withdrawn, work done
— Martin	Neglecting to provide water supply to upper floors of 27, Mann street	Summons withdrawn, work done
Dorothy Dawson	Neglecting to remedy defective roof at 102, Smyrks road	Summons withdrawn, work done
Boyce, Evens & Carpenter	Neglecting to remedy defective water apparatus and dustbin at 169, South street	Summons withdrawn, work done
Sutton & Dudley	Neglecting to provide water supply to upper floors of 9, Akers street	Summons withdrawn, work done
The Estates Trust, Ltd.	Neglecting to provide water supply to upper floors at 25, Zoar street	Summons dismissed. The Magistrate (Mr. Baggallay) did not think the water supply "reasonably necessary"
Do.	Neglecting to provide water supply to upper floors at 27, Zoar street	Summons dismissed on the same grounds as the preceding
— Ferguson	Neglecting to provide dustbin at 69, Tower street	Summons withdrawn, work done
Mark Goodwin	Neglecting to remedy defective flushing apparatus at 52, Sumner street	Summons withdrawn, work done
Geo. Ball	Neglecting to remedy defective dustbin at 5 & 6, Boddy's bridge	Summons withdrawn, work done
Douglas Young	Neglecting to remedy defective dustbin at 4, Gilbert's buildings	Summons withdrawn, work done
— Beadle	Neglecting to abate overcrowding at 177, Tabard street	Fined £5 and 2/- costs

Defendant.	Cause of Proceedings.	Result.
Wm. Easton	Neglecting to remedy defective flushing apparatus at 56, Darwin street	Summons withdrawn, work done
Do.	Neglecting to remedy defective yard paving and other insanitary conditions at 58, Darwin street	Summons withdrawn, work done
Do.	Neglecting to remedy defective flushing apparatus and other insanitary conditions at 2, York place	Summons withdrawn, work done
R. Churchman	Neglecting to provide a proper and sufficient water supply at 128 & 130, East street	Summons withdrawn, work done
St. Bartholomew's Hospital Authority	Neglecting to remedy defective dustbin at 17, Union street	Summons withdrawn, work done
L. Soloman	Neglecting to remedy defective paving of private roadway at Southall place	Summons withdrawn, work done
Miss Burgess	Neglecting to cleanse dirty rooms, &c., at 27, Tiverton street	Summons withdrawn, work done
Charles Tucker	Exposing for sale 7 tins of unsound condensed milk at 12, Friar street	Fined 1/- and 5/- costs
— Wybrow	Neglecting to remedy defective dustbin at 111, Royal road	Ordered to do work within 7 days, and to pay 4/- costs
— Chard	Neglecting to remedy defective dustbin at 13, Gurney street	Summons withdrawn, work done
Gough Cook	Neglecting to cleanse dirty kitchen at 4, Barbel street	Summons withdrawn, work done
Do.	Neglecting to cleanse dirty rooms at 6, Barbel street	Summons withdrawn, work done
Do.	Neglecting to cleanse dirty rooms and remedy defective yard paving at 8, Barbel street	Summons withdrawn, work done

Defendant.	Cause of Proceedings.	Result.
Gough Cook	Neglecting to cleanse dirty rooms and to remedy other insanitary conditions at 12, Barbel street	Summons withdrawn, work done
W. Easton & Sons	Neglecting to cleanse dirty rooms at 22, Sedan street	Summons withdrawn, work done
Do.	Neglecting to cleanse dirty rooms at 23, Sedan street	Summons withdrawn, work done
— Longdon	Neglecting to cleanse dirty rooms at 57, Mann street	Summons not served, wrong address given
Mrs. Elsley	Neglecting to remedy defective dustbin at 22, Hayles street	Summons withdrawn, work done
— Side	Fixing a long-hopper pan to w.c. at 46, South street	Summons withdrawn, suitable pan provided
Forie Santaniello	Not exhibiting name and address on ice cream barrow	Fined 5/- and 2/- costs
Mrs. Bull	Neglecting to remedy defective closet connection at 6, Goode's court	Summons not served, wrong address given
A. J. Walke	Neglecting to cleanse dirty rooms at 7, Queen's court	Summons not served, wrong address given
— Longdon	Neglecting to cleanse dirty room and to remedy defective yard paving at 57, Mann street	Summons withdrawn, work done
Wm. Easton & Sons	Neglecting to remedy defective flushing apparatus at 58, Darwin street	Summons withdrawn, work done
James Bell	Exposing for sale 15 tins of unsound condensed milk on a stall in East street	Fined 10/- and 4/- costs
Miss Jones	Neglecting to cleanse dirty rooms at 8, Burman street	Summons withdrawn, work done

Defendant.	Cause of Proceedings.	Result.
— Knowles	Neglecting to provide a water supply at 268, Tabard street	Summons not served, defendant cannot be traced
Miss Burgess	Neglecting to cleanse premises and to remedy other insanitary conditions at 21, Tiverton street	Premises empty, summons adjourned <i>sine die</i>
The Owner	Neglecting to remedy defective w.c. connection at 6, Goode's court	Fined 10/- and 4/- costs
Do.	Neglecting to remedy defective drain at 97, Mann street	Summons withdrawn, work done
Do.	Neglecting to cleanse dirty rooms at 122, Blackfriars road	Summons withdrawn, work done
Do.	Neglecting to cleanse dirty rooms at 7, Queen's court	Fined 10/- and 4/- costs
Do.	Neglecting to remedy defective ventilating pipe to drain at 11 & 11A, Blackwood street	Summons withdrawn, work done
Do.	Neglecting to cleanse dirty rooms and to remedy other insanitary conditions at 33, Comus place	Summons withdrawn, work done
Do.	Neglecting to cleanse dirty rooms and to remedy defective yard paving at 39, Comus place	Summons withdrawn, work done
Do.	Neglecting to cleanse dirty rooms and to remedy other insanitary conditions at 45, Comus place	Summons withdrawn, work done
Do.	Neglecting to cleanse dirty rooms and to remedy other insanitary conditions at 45, Cornbury street	Summons withdrawn, work done

Defendant.	Cause of Proceedings.	Result.
The Owner	Neglecting to cleanse dirty rooms and to remedy other insanitary conditions at 47, Cornbury street	Summons withdrawn, work done
Do.	Neglecting to remedy dirty rooms and to remedy other insanitary conditions at 11, Malling place	Summons withdrawn, work done
Do.	Neglecting to cleanse dirty rooms and to remedy other insanitary conditions at 43, Comus place	Summons withdrawn, work done
Do.	Neglecting to cleanse dirty rooms and to remedy other insanitary conditions at 32, Cornbury street	Summons withdrawn, work done
Do.	Neglecting to cleanse dirty rooms and to remedy other insanitary conditions at 33, Cornbury street	Summons withdrawn, work done
Do.	Neglecting to remedy defective roofs and other insanitary conditions at 46, Cornbury street	Summons withdrawn, work done
Norman Hector Gibbs and Frank Charles Gibbs	Depositing for the purpose of sale 272 quart tins of preserved peas which were unsound and unfit for food at 86, Old Kent road	Ordered to pay 10/- costs
The Owner	Neglecting to cleanse dirty rooms and to remedy other insanitary conditions at 89, Tabard street	Summons withdrawn, work done
The Landlord	Contravention of Bye-law 15, Houses Let in Lodgings, at 6, Globe street	Fined £3 and 2/- costs
Do.	Contravention of Bye-law 15, Houses Let in Lodgings, at 42, Red Cross street	Summons withdrawn, cleansing done

Defendant.	Cause of Proceedings.	Result.
The Landlord	Contravention of Bye-law 15, Houses Let in Lodgings, at 44, Red Cross street	Summons withdrawn, work done
The Owner	Neglecting to amend defective flushing apparatus at 44, St. Margaret's court	Summons withdrawn, work done
Do.	Neglecting to cleanse verminous rooms at 38, Friar street	Summons withdrawn, work done
Do.	Neglecting to cleanse dirty rooms and to remedy other insanitary conditions at 38, Friar street	Summons withdrawn, work done
The Landlord	Contravention of Bye-law 15 Houses Let in Lodgings at 11, Bear gardens	Summons withdrawn, work done
Erastus Rogers, trading as Clifton & Co.	Exposing for sale 7 pieces of unsound bacon at 78, London road	Summons dismissed. The Magistrate was of opinion that the bacon was "not exposed or deposited for sale"
The Owner	Neglecting to remedy defective w.c. structure and other insanitary conditions at 15, Halpin place	Fined £1 and 2/- costs
Do	Neglecting to remedy defective gutters and rainpipes at 37, Tarn street	Fined £1 and 2/- costs
Do.	Neglecting to cleanse dirty rooms at 64, Trinity square	Summons withdrawn, work done
Do.	Neglecting to cleanse dirty premises at 35, Dodson street	Summons withdrawn, work done
Do.	Neglecting to cleanse dirty rooms at 37, Dodson street	Summons withdrawn, work done
Do.	Neglecting to cleanse dirty rooms at 8, Crosslet street	Summons withdrawn, work done

Defendant.	Cause of Proceedings.	Result.
The Owner	Neglecting to cleanse dirty kitchen at 124, South street	Summons withdrawn, work done
Do.	Neglecting to remedy defective dustbin at 17, Tisdale place	Summons withdrawn, work done
Do.	Neglecting to remedy defective soil pipe and other insanitary conditions at 88, Camberwell road	Summons withdrawn, work done
Do.	Neglecting to provide sufficient yard paving at 1, Beckford place	Ordered to do work within 14 days and to pay 4/- costs
Do.	Neglecting to remedy defective yard and washhouse paving and other insanitary conditions at 9, Empress street	Summons withdrawn, work done
Do.	Neglecting to remedy defective gutters and roofs and other insanitary conditions at 11, Empress street	Summons withdrawn, work done
Do.	Neglecting to cleanse dirty rooms at 5, Draco street	Summons withdrawn, work done
Do.	Neglecting to remedy defective dustbin at 13, Uxbridge place	Summons withdrawn, work done
Do.	Neglecting to remedy defective ventilator over staircase at 21, Rockingham street	Summons withdrawn, work done
Do.	Neglecting to remedy defective water apparatus at 35, Rockingham street	Summons withdrawn, work done
Do.	Neglecting to remedy stopped gullies at 1 to 28, Gun street buildings	Summons withdrawn, work done
Do.	Neglecting to remedy defective w.c. door and seat at 21, Gun street buildings	Summons withdrawn, work done

Defendant.	Cause of Proceedings.	Result.
The Owner	Neglecting to provide water supply to w.c. and to remedy other insanitary conditions at 15, Gun street buildings	Summons withdrawn, work done
Do.	Neglecting to unstop intercepting trap and to provide stopper to cleaning eye at Gun street buildings	Summons withdrawn, work done
Do.	Interior of house, 14, Steedman street, dilapidated. No proper and sufficient supply of water; no sink for carrying off waste water; w.c. away from the house. is in combination with other w.c.'s, and dark and ill-ventilated	Closing Order made
Do.	14A, Steedman street ditto ditto	Closing Order made
Do.	16, Steedman street ditto ditto	Closing Order made
Do.	16A, Steedman street ditto ditto	Closing Order made
Do.	18, Steedman street ditto ditto	Closing Order made
Do.	Interior of house, 20, Steedman street, dilapidated and ill-ventilated. No sink for carrying off waste water	Closing Order made
Do.	Interior of house, 20A, Steedman street, dilapidated and ill-ventilated; no sink for carrying off waste water; w.c. is away from the house, in combination with other w.c.'s, and is dark and ill-ventilated	Closing Order made
Do.	Neglecting to remedy defective paving of roadway at side entrance of 80, Avenue road	Summons withdrawn, defendant not liable

Defendant.	Cause of Proceedings.	Result.
The Owner	Neglecting to remedy defective paving of roadway to Avenue cottages	Ordered to do work within 14 days and to pay 4/- costs
Do.	Neglecting to remedy defective w.c. door and roof and other insanitary conditions at 5, Empress street	Summons withdrawn, work done
Do.	Neglecting to remedy defective w.c. connection at 42, Carter street	Summons withdrawn, work done
City of London Electric Lighting Co.	Nuisance from black smoke at Meredith's wharf, Bankside (9 summonses)	Summonses dismissed. The magistrate held that the service of the statutory notices was not proved. He granted 5 guineas costs against the Council
George William Smith	Exposing or depositing for sale 13 pieces of meat which were unsound at 161, Newington butts	Summons dismissed. The magistrate held that the Council had not proved that the meat was exposed for sale
Pietro Gaggia	Selling ice cream from a barrow on which the name and address of the manufacturer was not exhibited	Fined 3/- and 2/- costs
The Owner	Neglecting to cleanse dirty rooms and to remedy other insanitary conditions at 1, Innis place	Summons withdrawn, work done
The Owner	Neglecting to remedy defective w.c. door, flushing apparatus and other insanitary conditions at 2, Innis place	Summons withdrawn, work done
Do.	Neglecting to cleanse dirty rooms at 6, Innis place	Summons withdrawn, work done

Defendant.	Cause of Proceedings.	Result.
The Owner	Neglecting to provide water supply to upper floors of 61, Barlow street	Summons withdrawn, work done
Do.	Neglecting to cleanse dirty rooms, &c., at block 1 to 16, McBeans buildings	Summons withdrawn, work done
Do.	Neglecting to cleanse dirty rooms, &c., at block 17 to 28, McBeans buildings	Summons withdrawn, work done
Do.	Neglecting to cleanse dirty kitchen at 14, McBeans buildings	Summons withdrawn, work done
Do.	Neglecting to cleanse dirty kitchen ceiling at 11, McBeans buildings	Summons withdrawn, work done
Do.	Neglecting to remedy defective sashes, plaster and floor at 11, Uxbridge street	Summons withdrawn, work done
Do.	Neglecting to remedy defective closet roof and other insanitary conditions at 26, Uxbridge street	Summons withdrawn, work done
Do.	Neglecting to remedy defective roof and other insanitary conditions at 3, High Park crescent	Summons withdrawn, work done
Do.	Neglecting to abate nuisance from blocked drain at 222, Beresford street	Ordered to do work within 3 days and to pay 4/- costs
Do.	Neglecting to provide water supply to upper floors of 18, Olney street	Ordered to do work within 14 days and to pay 4/- costs
Do.	Neglecting to remedy defective w.c. door and other insanitary conditions at 36, Friar street	Summons adjourned <i>sine die</i> . Premises unoccupied
Do.	Neglecting to remedy defective water apparatus and to cleanse foul closet pans at 2, Empress street	Ordered to do work within 7 days and to pay 4/- costs

Defendant.	Cause of Proceedings.	Result.
The Owner	Neglecting to remedy untrapped sink waste pipe and other insanitary conditions at 17, Salisbury buildings	Summons withdrawn, work done
Do.	Neglecting to cleanse dirty scullery and w.c. at 33, Salisbury buildings	Summons withdrawn, work done
Do.	Neglecting to cleanse dirty scullery and landing at 34, Salisbury buildings	Summons withdrawn, work done
Do.	Neglecting to cleanse dirty yard, w.c. and scullery at 58, Salisbury buildings	Summons withdrawn, work done
Do.	Neglecting to remedy defective dustshoot and other insanitary conditions at 62, Salisbury buildings	Summons withdrawn, work done

TABLE 64. Summary of Original Inspections, &c., made during 1909 and in Five preceding Years, 1904-1908.

YEAR.	COMPLAINTS (including houses in which deaths have occurred).			HOUSE TO HOUSE.			INFECTIOUS DISEASES.			FACTORIES, WORKSHOPS AND WORKPLACES.	
	Number of Inspections made.	Number of drains tested.	Number of Reinspections made.	Number of Inspections made.	Number of drains tested.	Number of Reinspections made.	Number of Inspections made.	Number of drains tested.	Number of Reinspections made.	Number of Inspections made.	Number of Reinspections made.
1909 ...	14954	3595	25370	11426	2943	26389	1507	1507	2087	5002	4846
1904 ...	9472	5557	25792	11615	5229	39296	1609	1560	3286	2747	2508
1905 ...	11424	6638	27735	14644	7367	45650	1464	1379	2988	2803	4115
1906 ...	8680	4825	29428	13446	7279	49347	2260	2260	4805	3812	4265
1907 ...	10029	5362	26956	12991	6855	34112	2030	2030	3532	6615	6174
1908 ...	13099	4871	26506	11324	3718	30530	1550	1550	2285	6614	7113

NOTE.—During the year 1909 Inspector Fisher (St. Paul's Ward) was away from his ward for four months observing smoke from the chimney shafts on the river bank, and Inspector Nicholson (St. Peter's Ward) was on the same work for two months. During the absence from their wards of these two inspectors, the work was carried on by Inspector Rugg and Inspector Goodfellow respectively. The loss of inspector power in regard to the four wards concerned, *i.e.*, St. Mary's, St. Paul's, St. Peter's and All Saints is equivalent to a diminution of 12 per cent. of the number of inspections usually made in the year in these particular wards.

TABLE 65.

Summary of Original Inspections, &c., made in the several Wards during the year 1909.

WARD OR DISTRICT.	COMPLAINTS. Including houses in which deaths have occurred.)			HOUSE TO HOUSE.			NOTIFIABLE INFECTIOUS DISEASES.			FACILITIES, WORKSHOPS AND WORKPLACES.		Number of Original Inspections made daily.	Number of Reinspections made daily.
	Number of Inspections made.	Number of drains tested.	Number of Reinspections made.	Number of Inspections made.	Number of drains tested.	Number of Reinspections made.	Number of Inspections made.	Number of drains tested.	Number of Reinspections made.	Number of Inspections made.	Number of Reinspections made.		
St. Mary ... (Mr. Rugg)	1367	29	1683	527	1	1269	202	202	129	196	260	8.0	11.6
St. Paul ... (Mr. Fisher)	1035	318	1949	630	110	1212	174	174	305	261	518	7.3	13.9
St. Peter ... (Mr. Nicholson)	976	283	2095	696	88	1468	146	146	228	218	466	7.1	14.1
St. John ... (Mr. Grist)	1445	199	2792	973	109	2827	174	174	226	165	225	9.6	21.2
Trinity ... (Mr. Howes)	1037	21	2232	1365	3	2431	101	101	173	208	376	10.1	19.4
All Saints ... (Mr. Goodfellow)	1248	792	2471	1252	970	2561	139	139	147	95	163	9.5	18.6
St. Michael ... (Mr. Jenkinson)	1454	370	2184	901	585	1864	146	146	134	318	357	9.9	15.8
St. Michael ... (Miss Elliott)	202	...	223	447	...	572	27	27	14	2.4	2.8
St. Jude ... (Mr. Bowers and Mr. Weatheritt)	870	78	1382	1040	24	1237	69	69	105	236	190	7.7	10.2
St. George ... (Mr. David and Mr. Bowers)	1434	426	1985	1337	366	3792	163	163	216	305	439	11.3	22.4
Christchurch No. 1 (Mr. Robinson)	20	...	2	2
Christchurch No. 2 (Mr. Sweeney)	773	523	1366	308	303	626	48	48	129	212	217	4.7*	8.1*
St. Saviour No. 1 (Mr. Robinson)	38	...	31	1	1	...	24	10
St. Saviour No. 2 (Mr. Sweeney)	967	556	1144	408	384	656	62	62	141	199	367	5.7*	8.0*
West District ... (Miss Blackwell)	1104	...	1641	814	...	2824	30	30	68	6.8	15.8
East District ... (Miss Burrows)	984	...	2190	728	...	3050	25	25	72	6.1	18.5
Women's Wkshps. (Miss Elliott)	1085	1258	3.8	4.4
Bakehouses, &c.... (Mr. Weatheritt and Mr. David)	1478
Total ...	14954	3595	25370	11426	2943	26389	1507	1507	2087	5002	4846

Mr. Robinson supervised the wharves and landing places in the Borough, and also the Borough Market, making a large number of inspections during the year in relation to the food dealt with at those places.

* These numbers added together (10.4 inspections and 16.1 reinspections) are Mr. Sweeney's daily figures.




TABLE 66.
Summary of Sanitary Works Completed, 1909.

WARD, OR DISTRICT.	Intimation Notices served.	Statutory Notices served.	Sanitary Works completed.	Drain reconstructed.	Drain repaired.	Interceptor, &c.	Blocked Drains unstopped.	New Soilpipe provided.	Closet app. or repaired.	Closet provided.	Water supply.	Closet Pan and Trap.	Yards, &c., paved.	Paving repaired.	Gullies provided.	Sinks trapped.	Rain Pipes disconnected.	Roofs, Gutters, &c.	Dust-bin provided.	Basement concreted.	Foul rooms cleansed.	Floor ventilation.	House ventilated.	Draw Tap rom Main.	Overcrowding abated.	Area provided.	Surface Drains.	Miscellaneous Nuisances from Urinals, Manure, Animals, &c., abated.
St. Mary's (Mr. Rugg)	633	251	628	13	12	5	39	9	111	4	19	35	6	42	25	35	2	53	66	...	888	8	...	17	9	225
St. Paul's (Mr. Fisher)	1022	412	1031	30	21	5	59	4	133	4	59	28	31	90	5	79	2	163	141	5	1346	33	14	55	27	1	3	315
St. Peter's (Mr. Nicholson)	1176	409	1211	6	23	5	70	1	122	1	76	36	13	103	7	100	...	167	144	...	1590	10	5	77	33	421
St. John's (Mr. Grist)	1309	333	1256	24	12	5	53	7	209	...	64	70	55	86	22	56	4	168	103	2	2332	15	1	72	26	425
Trinity (Mr. Howes)	1194	301	1167	6	6	...	39	2	206	1	10	19	1	81	7	14	2	244	112	...	2138	6	3	6	26	328
All Saints' (Mr. Goodfellow)	1130	372	1200	12	11	1	46	3	155	4	54	36	72	93	4	62	2	146	101	1	1875	1	...	54	23	282
St. Michael's (Mr. Jenkinson)	1123	326	1139	31	13	19	38	...	148	2	26	20	...	41	17	11	1	84	86	2	1704	...	2	5	48	442
St. Michael's (Miss Elliott)	281	35	281	4	...	24	...	52	3	...	2	1	2	...	2	3	...	642	1	17	85
St. Jude's (Mr. Bowers and Mr. Weatheritt)	761	315	772	9	7	1	28	2	98	3	15	12	4	43	8	17	2	74	59	5	1039	12	1	9	11	...	3	212
St. George's (Mr. Bowers and Mr. Weatheritt)	1535	464	1532	65	22	5	66	6	341	17	43	108	10	178	35	50	1	204	183	1	2429	4	1	17	10	507
Christchurch No.1 (Mr. Robinson)	2	1	2
Christchurch No.2 (Mr. Sweeney)	451	181	459	11	15	7	11	3	63	9	28	20	3	39	11	27	4	79	43	3	985	3	3	21	28	215
St. Saviour's No.1 (Mr. Robinson)	3	3	9	2	1	...	3	1	5
St. Saviour's No.2 (Mr. Sweeney)	506	132	511	24	15	6	17	9	85	18	10	48	6	43	19	15	1	53	34	1	770	...	1	5	22	195
West District (Miss Blackwell)	996	486	968	...	1	...	31	...	121	...	22	3	1	76	...	11	1	87	95	...	2670	17	10	9	51	321
East District (Miss Burrows)	1222	533	1201	...	1	...	31	...	225	...	19	2	2	90	3	16	...	184	119	...	3963	5	9	16	113	323
Women's wrkshps. (Miss Elliott)	94	54	145	...	1	...	6	1	28	3	5	4	...	5	...	3	...	4	14	...	294	...	6	1	6	68
Milkshops, &c. (Mr. David and Mr. Weatheritt)	94	20	94	1	...	6	2	3	...	63	30
Total for } Borough }	13532	4628	13604	233	160	59	539	47	2072	66	502	445	204	1018	164	498	22	1714	1337	20	24728	114	56	365	444	1	6	4401

TABLE 67.

Summary of Sanitary Works completed during 1909, and also in Five preceding Years, 1904-8.

YEAR.	Intimation Notices served.	Statutory Notices served.	Sanitary Works completed.	Drain reconstructed.	Drain repaired.	Interceptor, &c.	Blocked Drains unstopped.	New Soilpipe provided.	Closest app. or repaired.	Closest provided.	Water supply.	Closest Pan and Trap.	Yards, &c., paved.
1909...	13532	4628	13604	233	160	59	539	47	2072	66	502	445	204
1904...	12756	4640	12464	787	308	170	516	177	2396	118	119	1351	208
1905...	14409	5101	14356	531	294	113	565	121	2660	99	82	885	129
1906...	14943	5649	15030	821	233	144	612	106	2361	45	165	937	260
1907...	13646	4718	14153	394	206	20	569	47	2299	33	195	599	155
1908...	14085	4750	14045	285	158	41	547	62	2008	63	386	481	267

Paving repaired.	Gullies provided.	Sinks trapped.	Rain Pipes disconnected.	Roofs, Gutters, &c.	Dust-bin provided.	Basement concreted.	Foul rooms cleansed.	Floor ventilation.	House ventilated.	Draw Tap from Main.	Overcrowding abated.	Area provided.	Surface Drains.	Miscellaneous Nuisances from Urinals, Manure, Animals, &c., abated.
1018	164	498	22	1714	1307	20	24728	114	56	365	444	1	6	4401
1481	510	724	229	1786	1419	20	22053	303	121	169	480	1	91	4016
1288	363	529	248	2064	1548	19	27648	397	114	298	562	—	5	4125
1444	477	656	32	1938	1325	51	31159	203	77	239	540	3	9	4286
1007	337	354	20	1448	1484	16	28696	125	56	87	497	3	10	3633
1110	232	508	59	1718	2366	29	24613	93	45	281	444	2	5	4253

The condition of Artizans' Dwellings, Boyfield Street.

(late Gun Street Dwellings).

The condition of these dwellings has been very unsatisfactory for some time past. Complaints have been made from time to time of the low class of tenants occupying them, and the generally dilapidated condition of the tenements. The ward sanitary inspector has had them constantly under his attention and innumerable notices have been served, many of them ending in Police Court proceedings.

The following report was made to the Public Health Committee:—

"REPORT ON ARTIZANS' DWELLINGS, BOYFIELD STREET, (LATE GUN STREET).

These dwellings are contained in two blocks of four storeys with a frontage of 150 feet, situate on the N.E. side of Boyfield Street, at the King James Street end. There are 32 two-room and 22 single-room tenements, each tenement being approached from a corridor. They are occupied at present by 39 families comprising 164 persons. The rooms of the tenements have a cubic capacity of from 1,100 to 1,550 cubic feet, and are from 8 feet 8 inches to 9 feet 9 inches in height.

They are well-lighted and ventilated, being approached from through corridors running transversely to the facade of the buildings. In each block the staircase is in the middle of the building and is dark and badly constructed; the treads of the stairs are very much worn and are dangerous to persons going up and down. There are eight water-closets of a fairly good pattern on the back wall of each block, with a similar number of water-taps provided with a good supply of water direct from the main, and sinks. The soil and sink-pipes are of modern size and construction, terminating above the house roof. They are outside the building. There are two inspection chambers to each block. There are also dust-shoots emptying into dust-bins at the rear of the premises.

The worst structural defect in connection with these dwellings is the dark and ill-arranged staircases.

The persons occupying the dwellings are of the lowest class, dirty and untidy. The rooms and water-closets, when put into proper repair, are by the habits of such persons quickly rendered dirty and out of order. Many of the water-closets are now out of repair. During the past year 69 notices have been served by the sanitary inspector to remedy the foul

condition of the rooms and the blocked condition of the water-closets. The premises have been constantly visited by Mr. Jenkinson, the ward inspector. He has had considerable difficulty in getting his notices complied with, principally due to the incapacity of the owner of the premises to manage her property. The owner's estate is in bankruptcy, which makes it difficult for the Council to proceed against the Receiver in the Police Court with any degree of satisfaction.

I have written to the lady, who is the Receiver, advising her to appoint some lady accustomed to the administering of such property, but up to now she has been content to look after it herself, with the assistance of an occasional caretaker who is supposed to do the repairs.

I would advise the Committee to continue serving notices, and in the event of them being disregarded to proceed before the Magistrate, as we have done on so many occasions during this year. If that has not the desired effect within a further short time, the Magistrate could be asked to grant a closing order against the premises.

The persons occupying these premises are a great nuisance to the neighbourhood."

Closing of houses in Steedman Court.

(Nos. 14, 14a, 16, 16a, 18, 20, and 20a, Steedman Street.)

The houses in this Court have been for years in a very unsatisfactory state, but during the last year they have become unfit for human habitation. The following report was made to the Public Health Committee. Proceedings were subsequently taken before the Magistrate, and a closing order was made with the consent of the owner.

"REPORT ON THE CONDITION OF STEEDMAN COURT."

I have to report on the condition of the houses in the Court leading from Steedman Street by the side of the railway.

The houses of the Court are numbered 14, 14a, 16, 16a, 18, 20 and 20a, Steedman Street. The approach to the court is 12 feet wide at the entrance, which is restricted to 6 feet at the further end. The length of the approach is 27 feet. The court itself is 21 by 13 feet.

The houses which are of brick and three storeys were originally four in number, but some thirty years ago the owner divided up the interiors and introduced more staircases making the tenements seven. There is,

further, a workshop at the right hand side of the court over six combined water-closets, and a wash-house at the rear on the ground floor. The staircases and partitions are in a very defective and unsafe condition. The only case of overcrowding found was on the first floor of No. 16, which has a capacity of 1,000 cubic feet, and is occupied by two adults and three children. Two-thirds of the rooms are sufficiently lighted and ventilated, whilst one-third of them are dark and ill-ventilated.

There is no provision in any of the tenements in regard to a water supply and a sink. There is a water supply in the wash-house, which is only a wash-house in name, there being no proper accommodation for the washing of clothes. There is also a further water supply from a tap and stand pipe at the entrance to the approach.

The water-closets are combined and six in number on the right side of the court, they are approached through the wash-house and are so dark as to need artificial light. On my visit they were in a foul and ill-smelling condition. The interiors of the rooms themselves were in a condition needing cleansing.

The various rooms are approached by defective, narrow staircases and are ill-arranged.

I am, therefore, of opinion that these houses are unfit for human habitation on the following grounds:—

- (1) The approach to the court is too constricted for the necessary air to enter.
- (2) The interiors of the houses are dilapidated and ill-arranged.
- (3) There is not a proper and sufficient water supply and sink for each tenement.
- (4) The water-closets are dark and ill-ventilated.
- (5) The whole of the court is so debased in structure and arrangement as to be demoralising to the people occupying the houses.

I advise that notices be served with the object of closing the various houses of the court."

Tabard Street Area.

This district, which I referred to in my last Annual Report, has since then been carefully inspected. It is triangular in shape and upwards of 16 acres in extent. It has always had an evil reputation. Its morality at the present time is about the same as in the "good old days," when highwaymen and debtors had their rendezvous in the neighbourhood of St. George the Martyr's Church.

There was then a gaiety and carelessness about the residents which do not obtain at the present time. There are many old people who have lived all their lives, and their fathers before them, in Tabard Street, and who fondly recall the glories of the old time when money circulated freely and when there was a certain amount of fashion in the inhabitants. Everything is now debased and it is a sad neighbour to the opulent City. Out of mere self-respect the Metropolis cannot allow such a degraded and unhealthy spot to remain.

The following is a copy of the representation made to the London County Council:—

BOROUGH OF SOUTHWARK.

To the Chairman of the Special Committee re Tabard Street Area.

SIR,

I beg to submit herewith a copy of a representation I am making to the Clerk of the London County Council under the Housing of the Working Classes Act, 1890, Part I.

I am, Sir,

Your obedient Servant,

G. B. MILLSON,

Medical Officer of Health.

[COPY.]

BOROUGH OF SOUTHWARK.

PUBLIC HEALTH DEPARTMENT,

TOWN HALL, WALWORTH ROAD, S.E.

G. L. GOMME, Esq.,

Clerk of the London County Council,

Spring Gardens, S.W.

SIR,

TABARD STREET AREA.

I beg to represent under the Housing of the Working Classes Act, 1890, Part I., that the houses, courts and alleys lying to the

North of Great Dover Street, together with the streets running at right angles to that street up to the Bermondsey Borough boundary, are—

- (a) In such a structurally debased and worn-out condition as to be unfit for human habitation.
- (b) That the narrowness, closeness and bad arrangement of the streets and houses and the want of air, ventilation and light are dangerous or injurious to the health of the inhabitants occupying the area.
- (c) That there is a high mortality from all diseases among the residents of the area, and
- (d) That there is also a high mortality from Phthisis and pulmonary diseases.

The area is bounded on the North by the Bermondsey Borough boundary, Long Lane and the streets in Bermondsey immediately to the south of that street; on the South by Great Dover Street; on the West by Nebraska Street, Sterry Street and Southall Place, and on the East by Weston Street and Little Hunter Street.

The extent of the area is 16 acres 1 rood 18 poles 28 yards, and it includes the following streets:—Tabard Street (with the exception of Nos. 1 to 49, 2 to 44 and Messrs. Dewrance's Works), Fox's Buildings, Henry Place, Southall Place (Nos. 11 to 21, 29 and 20 to 30), St. Stephen's Square (excluding the Church and Vicarage), St. Stephen's Place, Wickham Place, Wickham Court, Staple Street (Nos. 23 to 45 and 30 to 68), Stannage, Upper Mill, Dobbs Cross, Walker Street (Nos. 1 to 16), Delph Street, Camelot Street, Amicable Row, Etham Street, Pardoner Street, Westcott Street (excluding London County Council Schools), Lansdowne Place, Falstaff Yard, Little Hunter Street (Nos. 9 to 16), Paull's Yard, Nebraska Street (Nos. 2, 3 and 4), Globe Street (Nos. 3, 5, 7 and 2, 4, 6), Law Street, Violet Place (Nos. 2, 3, 4), Warren Place (Nos. 1 to 8), George Court, Black Horse Court, Little Britain, Fox's Court and Board's Buildings.

By a census taken in November, 1909, the population was found to be 4,762 persons, making 293 to the acre.

Of the 4,762 persons 57 were inmates of common lodging-houses, 1,279 persons occupied one-room tenements, of which 407 were living more than two in a room; 1,096 persons occupied two-room tenements, of which 464 were more than two in a room; 905 persons

occupied three-room tenements, of which 218 were more than two in a room; 1,425 persons occupied tenements of 4 rooms and upwards, of which 182 were more than two in a room. Therefore 27 per cent. of the population of the area was overcrowded.

The area comprises 775 dwelling houses of which 40 were unoccupied at the time of the inspection, 20 stables, 15 warehouses, 7 factories, 10 workshops, 4 mission-halls, and 2 common lodging-house, making a total of 833 premises.

Of the 775 houses, 163 are of three storeys, and 612 of two storeys. Most of the three storey houses have also a cellar which in eight cases is being used as a workshop. In six houses the back wall is of wood, and in ten houses there is no back yard.

The houses as a whole are structurally defective and ill-arranged. The rooms in the three storey houses are of an average floor space of about 80 square feet, whilst those of the two storey houses average 65 square feet.

The site at the East end of the area is 12·6 feet and at the West end 16 feet above Datum.

Each house, with the exceptions above-mentioned, has a small back yard.

The streets are of the following widths (measurements include footways):—

STREET.	WIDTH.	DESCRIPTION.
Amicable row ...	19 ft.	... Thoroughfare.
Blackhorse court ...	9 ft. 6 in.	... Thoroughfare for pedestrians only.
Board's buildings ...	8 ft. 6 in.	... Thoroughfare.
Camelot street ...	23 ft.	... Thoroughfare.
Delph street ...	21 ft.	... Thoroughfare.
Dobbs cross ...	19 ft.	... Thoroughfare.
Etham street ...	15 ft.	... Thoroughfare for pedestrians.
Falstaff yard ...	10 to 20 ft.	... Cul de sac. Ends in a square.
Fox's buildings ...	19 ft. 6 in.	... Cul de sac.
Fox's court ...	10 ft.	... Cul de sac.

STREET.		WIDTH.		DESCRIPTION.
George's court	...	3 to 10 ft.	...	Approached from Tabard street through a public house.
Globe street	...	27 ft. 6 in.	...	Thoroughfare.
Henry street	...	13 ft.	...	Cul de sac.
Lansdowne place	...	22 to 24 ft.	..	Thoroughfare.
Law street	...	10 to 41 ft.	...	Thoroughfare.
Little Britain	...	4 ft. 9 in. to 10 ft.		Cul de sac.
Little Hunter street		18 to 23 ft.	...	Thoroughfare.
Nebraska street	...	21 ft.	...	Thoroughfare.
Pardoner street	...	16 ft.	...	Thoroughfare for pedestrians.
St. Stephen's place		19 ft. 6 in.	...	Cul de sac.
St. Stephen's square		26 to 30 ft.	...	A square.
Paull's cottages	...	12 ft.	...	Cul de sac.
Southall place	...	14 ft.	...	Thoroughfare for pedestrians.
Stannage	...	10 ft.	...	Thoroughfare.
Staple street	...	21 ft. 6 in.	...	Thoroughfare.
Tabard street	...	27 ft. to 38 ft.	...	Thoroughfare.
Upper mill	...	10 ft.	...	Thoroughfare.
Violet place	...	19 ft. 6 in.	...	Cul de sac.
Walker street	...	21 ft. 10 in.	...	Thoroughfare.
Westcott street	...	13 to 22 ft.	...	Thoroughfare.
Wickham court	...	7 ft. 6 in.	...	Cul de sac.
Wickham place	...	23 ft. 8 in.	...	Cul de sac.
Warren place	...	20 ft.	.	Cul de sac.

The sewers and house-drains are of old construction. Tables A, B, C and D show the high mortality in the area as compared with the rest of the Borough, the average death-rate for the last five years from all causes being 33·3 for the area and 18·2 for the rest of the Borough. The Zymotic rates are also high, especially those of Diarrhæa and Phthisis.

I enclose a plan of the area herewith.

I am, Sir,

Yours faithfully,

G. B. MILLSON,

Medical Officer of Health.

TABLE 68 (A).

Death Rates for the Tabard Street Area and also the Borough, for the five years, 1904-8.

		1904.	1905.	1906.	1907.	1908.	Average Death-rate for five years.
Tabard Street Area	...	38.0	37.2	31.3	32.3	30.9	33.3
The whole Borough	...	20.0	18.5	18.0	18.0	16.3	18.2

TABLE 69 (B.)

Deaths in the Tabard Street Area from the principal Zymotic Diseases, including Phthisis, Pneumonia and Heart Disease, for the five years, 1904-8.

YEAR.	Small Pox.	Measles.	Scarlet Fever.	Diph- theria.	Whooping Cough.	Enteric Fever.	Diarr- hæa.	Phthisis.	Pneumonia & Bronchitis.	Heart Disease.
1904 ...	—	28	—	2	4	—	20	23	23	11
1905 ...	—	3	2	1	5	2	11	30	38	7
1906 ...	—	16	—	1	1	1	22	12	35	7
1907 ...	—	2	1	2	6	1	9	17	42	4
1908 ...	—	14	—	1	1	—	18	11	33	7

TABLE 70 (C).

Zymotic rates for the Tabard Street Area and also for the Borough for the five years 1904-1908, including Phthisis, Pneumonia and Heart Disease.

YEAR.	Small Pox.		Measles.		Scarlet Fever.		Diphtheria.		Whooping Cough.		Enteric Fever.		Diarrhæa.		Phthisis.		Pneumonia and Bronchitis.		Heart Disease.		Total Zymotic Rate.	
	Tabard Street Area.	Whole Borough.	Tabard Street Area.	Whole Borough.	Tabard Street Area.	Whole Borough.	Tabard Street Area.	Whole Borough.	Tabard Street Area.	Whole Borough.	Tabard Street Area.	Whole Borough.	Tabard Street Area.	Whole Borough.	Tabard Street Area.	Whole Borough.	Tabard Street Area.	Whole Borough.	Tabard Street Area.	Whole Borough.	Tabard Street Area.	Whole Borough.
1904	—	—	5.9	0.3	—	0.06	0.4	0.1	0.8	0.5	—	0.09	4.2	1.3	4.8	2.3	4.8	4.1	2.3	1.3	23.2	10.6
1905	—	—	0.6	0.7	0.4	0.1	0.2	0.2	1.0	0.3	0.4	0.05	2.3	0.8	6.3	2.1	8.0	4.1	1.5	1.2	20.7	9.5
1906	—	—	3.4	0.4	—	0.2	0.2	0.1	0.2	0.2	0.2	0.06	4.6	1.0	2.5	2.0	7.3	3.6	1.5	1.3	19.9	8.8
1907	—	—	0.4	0.5	0.2	0.1	0.4	0.1	1.2	0.4	0.2	0.05	1.9	0.4	3.6	2.0	8.8	4.2	0.8	1.3	17.5	9.0
1908	—	—	2.9	0.3	—	0.1	0.2	0.1	0.2	0.2	—	0.03	3.8	0.8	2.3	1.8	6.9	3.2	1.5	1.2	17.6	7.7
Average for five years, 1904-1908	—	—	2.6	0.6	0.1	0.1	0.3	0.1	0.6	0.3	0.2	0.06	3.4	0.9	3.9	2.0	7.2	3.8	1.5	1.3	19.8	9.1



TABLE 71 (D).

Number of Deaths from all causes in the Tabard Street Area for the five years 1904—1908.

CAUSES OF DEATH.					1904.	1905.	1906.	1907.	1908.
Small Pox	—	—	—	—	—
(a) Vaccinated	—	—	—	—	—
(b) Unvaccinated	—	—	—	—	—
(c) No statement	—	—	—	—	—
Measles	28	3	16	2	14
Scarlet Fever	—	2	—	1	—
Typhus Fever	—	—	—	—	—
Epidemic Influenza	1	1	1	—	1
Whooping Cough	4	5	1	6	1
Diphtheria, Membranous Croup	2	1	1	2	1
Enteric Fever	—	2	1	1	—
Asiatic Cholera	—	—	—	—	—
Diarrhæa, Dysentery	3	6	7	4	5
Epidemic or Zymotic Enteritis	17	5	15	5	13
Epidemic Cerebro-Spinal Fever	—	—	—	—	—
Rötheln	—	—	—	1	—
Hydrophobia	—	—	—	—	—
Glanders, Farcy	—	—	—	—	—
Tetanus	—	—	—	—	—
Anthrax, Splenic Fever	—	—	—	—	—
Cow-pox, Accidents of Vaccination	—	—	—	—	—
Syphilis	—	—	1	3	—
Gonorrhœa	—	—	—	—	—
Phagædena	—	—	—	—	—
Erysipelas	—	—	—	—	—
Pyæmia, Septicæmia	1	1	1	—	—
Puerperal Fever	—	—	1	—	—
Infective Endocarditis	—	1	—	—	—
Carbuncle	—	—	—	—	—
Malarial Fever	—	—	—	—	—
Rheumatic Fever, Rheumatism of Heart	—	—	1	1	1
Tuberculosis, total:									
Tubercular Disease of Brain or Meninges, Acute Hydrocephalus	1	3	2	8	2
Laryngeal and Pulmonary Phthisis	23	30	12	17	11
Tabes Mesenterica, Tubercular Disease of Intestine	3	2	—	1	3
General Tuberculosis, Tubercular Disease of undefined position	3	2	3	3	2
Other Forms of Tuberculosis, Scrofula	—	1	—	1	1
Thrush	—	—	—	—	—
Actinomycosis	—	—	—	—	—
Hydatid Disease	—	—	—	—	—
Scurvy	—	—	—	—	—
Carried forward	86	65	63	56	55

CAUSES OF DEATH.				1904.	1905.	1906.	1907.	1908.
Brought forward ...				86	65	63	56	55
Ptomaine Poisoning	—	—	—	—	—
Chronic Alcoholism	1	—	3	—	1
Acute Alcoholism, Delirium Tremens	—	—	1	—	—
Lead Poisoning ...				—	—	—	1	—
Osteo-arthritis, Rheumatoid Arthritis ...				—	—	—	—	—
Gout	—	—	—	—	1
Cancer, Malignant Disease	6	3	6	2	1
Diabetes Mellitus	—	—	—	—	—
Purpura Hæmorrhagica	—	—	—	—	—
Hæmophilia	—	—	—	—	—
Anæmia, Leucocythæmia...	—	—	—	—	1
Lymphadenoma, Hodgkin's Disease	—	1	—	—	—
Premature Birth ...				3	7	2	7	2
Debility at Birth	4	1	—	—	—
Injury at Birth	—	—	—	—	—
Congenital Defects	—	1	2	—	—
Want of Breast Milk	—	—	—	—	—
Atrophy, Debility, Marasmus	8	8	6	4	7
Dentition	—	2	—	1	—
Rickets	1	—	2	—	—
Old Age, Senile Decay	2	2	2	6	2
Phagædena ...				—	—	—	—	—
Erysipelas	—	—	—	—	—
Pyæmia, Septicæmia	1	1	1	—	—
Puerperal Fever	—	—	1	—	—
Infective Endocarditis	—	1	—	—	—
Carbuncle	—	—	—	—	—
Malarial Fever ...				—	—	—	—	—
Rheumatic Fever, Rheumatism of Heart	—	—	1	1	1
Tuberculosis, total:								
Tubercular Disease of Brain or Meninges, Acute Hydrocephalus	1	3	2	8	2
Laryngeal and Pulmonary Phthisis	23	30	12	17	11
Tabes Mesenterica, Tubercular Disease of Intestine	3	2	—	1	3
General Tuberculosis, Tubercular Disease of undefined position	3	2	3	3	2
Other Forms of Tuberculosis, Scrofula	—	1	—	1	1
Thrush ...				—	—	—	—	—
Actinomycosis ...				—	—	—	—	—
Hydatid Disease ...				—	—	—	—	—
Scurvy ...				—	—	—	—	—
Carried forward ...				86	65	63	56	55

CAUSES OF DEATH.				1904.	1905.	1906.	1907.	1908.
Brought forward ...				137	114	102	89	86
Embolism, Thrombosis	—	1	—	—	1
Phlebitis	—	—	—	—	—
Varicose Veins	—	—	1	—	—
Fatty Degeneration of the Heart	—	—	—	—	—
Cardiac Dilatation	—	—	—	—	—
Atheroma	—	—	1	—	1
Other Diseases of the Circulatory System	—	—	—	—	—
Laryngitis ...				—	1	—	—	—
Croup	—	—	—	—	—
Other Diseases of Larynx and Trachea	—	—	—	—	—
Acute Bronchitis ...				—	4	3	7	3
Chronic Bronchitis	7	9	8	9	10
Lobar, Croupous Pneumonia	4	2	3	5	2
Lobular, Broncho-Pneumonia	10	14	12	15	14
Pneumonia, form not stated	2	7	8	6	2
Emphysema, Asthma	—	2	—	—	1
Pleurisy, Empyema	—	—	1	—	—
Sore Throat, Quinsy ...				—	—	—	—	1
Diseases of Pharynx	—	—	—	—	—
„ „ Esophagus	—	—	—	—	—
Ulcer of Stomach and Duodenum	1	1	—	—	—
Other Diseases of Stomach ...				—	—	—	—	—
Enteritis	3	—	—	3	1
Appendicitis	—	1	—	—	2
Obstruction of Intestine	1	2	—	—	3
Other Diseases of Intestine	—	—	—	—	—
Cirrhosis of Liver	1	—	1	3	—
Other Diseases of Liver	—	—	—	—	1
Peritonitis	—	2	—	—	—
Myxœdema ...				—	—	—	—	—
Mediastinal Tumour	—	—	—	—	—
Diseases of Lymphatic System	—	—	—	—	—
Acute Nephritis ...				2	—	—	—	—
Bright's Disease, Albuminuria	6	6	2	6	6
Calculus	—	—	—	—	—
Diseases of Bladder or Prostate	—	—	—	—	—
Pyelitis	—	—	—	—	—
Hydronephrosis	—	—	—	—	—
Disease of Testis and Penis ...				—	—	—	—	—
Disease of Vagina and External Organs	—	—	—	—	—
Disease of Ovaries, Uterus, &c.	—	—	—	—	—
Diseases of Breast	—	—	—	—	—
Abortion, Miscarriage	—	—	—	—	—
Puerperal Mania	—	—	—	—	—
Puerperal Convulsions	—	—	—	—	—
Carried forward ...				174	166	142	143	135

CAUSES OF DEATH.				1904.	1905.	1906.	1907.	1908.
Brought forward	174	166	142	143	135
Placenta Prævia, Flooding	—	—	1	—	1
Puerperal Thrombosis	—	—	—	—	—
Other and Undefined Accidents of Childbirth	—	—	—	—	—
Arthritis, Ostitis, Periostitis	—	1	—	—	—
Other and Undefined Diseases of Organs of Locomotion	—	—	—	—	—
Ulcer, Bedsore	—	—	—	—	—
Eczema	—	—	—	—	—
Pemphigus	—	—	—	—	—
Other and Undefined Diseases of Integumentary System	—	—	—	—	—
Deaths from External causes total:—								
By Accident or negligence	—	—	—	—	—
On Railways	—	—	—	—	—
By Vehicular Traffic	2	—	—	1	2
„ Machinery	—	—	—	—	—
In Building operations	—	—	—	—	1
„ Conflagrations	—	—	—	—	—
By Burns, Scalds, Explosions	—	1	1	2	1
„ Weapons and Implements	—	—	—	—	—
„ Poisons or Poisonous Vapours	—	—	—	—	—
Surgical Narcosis	—	—	—	—	—
Corrosion by Chemicals	1	—	—	—	1
By Drowning	1	—	—	1	—
„ Suffocation (overlying in Bed)	2	6	2	5	—
„ „ otherwise	—	—	1	—	1
Falls, not specified	—	2	2	1	3
Neglect at Birth	—	—	—	—	—
Personal neglect	—	—	—	—	—
By Weather Agencies	—	—	—	—	—
Otherwise and not stated	—	—	—	—	—
Homicide	—	—	—	—	1
Execution	—	—	—	1	—
Suicide in all forms—								
By Poison	—	—	—	—	—
„ Asphyxia	—	—	—	—	—
„ Hanging and Strangulation	1	—	—	—	—
„ Drowning	—	—	—	—	—
„ Wounds—Shooting	—	—	—	—	—
„ „ other weapons	—	1	—	—	—
„ Other methods	—	—	—	—	1
Sudden Death (cause not ascertained)	—	—	—	—	—
Other Ill-defined and not specified causes	—	—	—	—	—
TOTAL	181	177	149	154	147

G. B. MILLSON,

PUBLIC HEALTH OFFICE,
TOWN HALL, SOUTHWARK.

Medical Officer of Health.

22nd November, 1909.

**Resignation of Mr. Long, Chief Sanitary Inspector, and the
appointment of a successor.**

By the retirement of Mr. Long the Council has lost an excellent and capable officer, and the Public Health Staff a sincere friend who was an example of what a colleague ought to be. Mr. Long's service of nearly forty years under the Newington Vestry, and later under the Southwark Borough Council, is very exceptional in regard to length. He was, I believe, the oldest in service of all London Sanitary Inspectors. Many of us served our apprenticeship to Public Health under him. Although in the ordinary way he might be said to be advanced in years, yet at his retirement we all thought him a young man. He was the father of the Public Health Staff, and we all owe much to his sound and kind advice. The position of Mr. Long on the staff was unique, and it could hardly be expected that another would exactly occupy his position. On the appointment of a successor I made the following report to the Public Health Committee:—

To the Chairman and Members of the Public Health Committee.

30th March, 1909.

GENTLEMEN,

I have to report in respect of the vacancy arising from the retirement on account of age of Mr. Long, the late Chief Sanitary Inspector.

I believe it is the pretty general opinion among the members of the Council that the office and name of Chief Sanitary Inspector should not be continued. I may say that the office of Chief Sanitary Inspector, from force of circumstances, has become entirely unnecessary. At a period when the Medical Officer of Health gave but a small portion of his time to the work it was imperative that there should be such an officer as the Chief Sanitary Inspector who would be constantly in command, but now with a whole-time Medical Officer of Health matters have completely changed, and the appointment has become in a very large measure obsolete.

The Council at the inception of the Borough in arranging the various departments, excepting that of Public Health, and in setting

out the duties of the chief officials was clearly impressed with the necessity of making the chief official entirely responsible to the Council for the well-being of his department. The appointment of a Chief Sanitary Inspector directing on his own authority the sanitary work, with attendance on the Committee, made a dual control, and of course a dual responsibility, which I do not think is contemplated in the duties either of the Medical Officer of Health or of the Sanitary Inspectors, as defined by the Sanitary Officers (London) Order of 1891, and in no other department, except that of Public Health, has this dual control been made.

The impossibility of this dual control was seen by Mr. Long, the late Chief Sanitary Inspector, who continued from the creation of the Borough until his retirement, to act with me as an assistant rather than as a Chief Sanitary Inspector. The appointment of another Chief Sanitary Inspector, imbued with the desire to render his office independent of the Medical Officer of Health, would seriously curtail the efficiency of the department, and might make matters unworkable. I know of no borough in London which has made such an appointment within the last few years. It is desirable, however, that there should be assistance given to the Medical Officer of Health in the supervision of the other inspectors, and in the systematic inspection of the district, which is a part of the Medical Officer of Health's duty. This assistance to the Medical Officer of Health might be given by the appointment of an officer to take the place of the late Chief Sanitary Inspector, and this I should prefer owing to the inadvisability at the present time of any curtailment of the inspector staff.

Knowing, however, the desire for economy on the part of the Council this assistance might possibly be given by a Sanitary Inspector appointed to a Ward in which the duties were the lightest; although I am not certain that any one Sanitary Inspector could perform the Ward Inspector's duties together with those of assistant to the Medical Officer of Health. Such a scheme, however, in my opinion is worthy of a trial for a period of six months, when it would be seen if this new arrangement were working satisfactorily.

My opinion is, therefore :—

- (1) That the name and office of Chief Sanitary Inspector should be formally abolished.

- (2) That Mr. Weatheritt, now acting as Food and Drugs Inspector, should be appointed as Sanitary Inspector for St. Jude's Ward, to discharge therein all the duties of the office as defined by the Sanitary Officers (London) Order of 1891, the population of the Ward being estimated at 15,308, and further to assist the Medical Officer of Health in supervising and co-ordinating the work of the other inspectors, together with making from time to time a systematic inspection of the houses of the Borough.
- (3) That the Sanitary Inspector so assisting the Medical Officer of Health should not attend the Committee.

(Signed) G. B. MILLSON,

Medical Officer of Health.

On 5th May, 1909, the Council adopted the following report:—

Your Committee have given the matter earnest consideration, and have decided to adopt the suggestions of the Medical Officer of Health until the 25th December, 1909, as an experiment, and in order to afford the Committee an opportunity of judging how the proposed arrangement will work. As a temporary arrangement, therefore, they Recommend:—

- (a) That the name and office of Chief Sanitary Inspector be abolished.
- (b) That until the 25th December, 1909, Mr. Weatheritt, now acting as Food and Drugs Inspector, be appointed as Sanitary Inspector for St. Jude's Ward, to discharge therein all the duties of the office as defined by the Sanitary Inspectors (London) Order of 1891, and further to assist the Medical Officer of Health in supervising and co-ordinating the work of other inspectors, together with making from time to time a systematic inspection of the houses in the Borough.

On the 16th March, 1910, the matter came again before the Council on the Public Health Committee's Report:—

The Committee have to report that on the 26th April, 1909, consequent upon the resignation of Mr. A. Long as Chief Sanitary Inspector, the Committee considered as to the requisite adjustment of the staff of the Public Health Department, and eventually submitted the following recommendations, which were adopted by the Council on the 5th May, 1909, viz. :—

- (a) That the name and office of Chief Sanitary Inspector be abolished.
- (b) That until the 25th December, 1909, Mr. Weatheritt, now acting as Food and Drugs Inspector, be appointed as Sanitary Inspector for St. Jude's Ward, to discharge therein all the duties of the office as defined by the Sanitary Inspectors (London) Order of 1891, and further to assist the Medical Officer of Health in supervising and co-ordinating the work of other inspectors, together with making from time to time a systematic inspection of the houses in the Borough.

Recommend :—

That Mr. James Weatheritt be appointed "Senior Inspector"; that he be appointed Sanitary Inspector for St. Jude's Ward, to discharge therein all the duties of the office as defined by the Sanitary Inspectors (London) Order of 1891, and further to assist the Medical Officer of Health in supervising and co-ordinating the work of other inspectors, together with making from time to time a systematic inspection of the houses in the borough.

[Referred back.

On 20th April, 1910, the Council again considered the matter :—

Readjustment of Staff, Public Health Department.

Your Committee have to report that they have again gone into the whole question of the readjustment of the staff of the Public Health Department consequent upon the resignation of Mr. A. Long as Chief Sanitary Inspector, and after careful and prolonged consideration the Committee submit the following recommendation as being

in their opinion the most suitable for the good working of the Department. They Recommend:—

- (a) That Mr. James Weatheritt (a Sanitary Inspector) be appointed "Assistant to the Medical Officer of Health," and that his duties be to assist in supervising and co-ordinating the work of other inspectors, and generally to act under the directions of the Medical Officer of Health; and that application be made to the Local Government Board for their sanction to the appointment.

[Adopted.]

- (b) That Mr. James Weatheritt be required to attend the meetings of the Public Health and Sanitary Committee.

[Adopted.]

The following work of supervision has been carried out during the year by Mr. Weatheritt and Mr. David :—

MILKSELLERS.

During 1909, 134 persons were registered as Milksellers in the Borough. 113 persons were removed from the register during the same period, having ceased to sell milk, the number of milksellers actually on the Register at the end of the year was 421.

On 13 premises the sale of milk was discontinued, and it was newly started on 11 premises.

690 inspections of the various milkshops were made during the year. A number of nuisances were found to exist, in respect of which 35 written notices were served. The defects found on inspection were as follow :—

Dirty milkshops	25 cases
Dirty milkstores	8 „
Paving defective	3 „
Animals in Milkstore	2 „
Dirty Milk	2 „
Total				40 cases

These insanitary conditions were all remedied.

SLAUGHTERHOUSES.

There are six Licensed Slaughterhouses in the Borough. The following are the premises and the licensees :—

Situation of Premises.	Name of Licensee.
129, Hillingdon Street ...	Charles Newbury
3, Lucas Road ...	Charles Skinner
70, Union Road...	John Cuss
244, Walworth Road ...	Thomas Ferris
283-5, Walworth Road ...	Alfred James Mitchell
146, Borough High Street ...	Francis James Sharp

79 inspections of the slaughterhouses were made during 1909. Insanitary conditions were found to exist in the undermentioned instances:—

Fowls in pounds	1 case
Absence of litter	1 „
Walls of Lairs foul	1 „
Walls of Slaughterhouse foul	1 „
Gully in Slaughterhouse defective	2 cases
Timber stored over Lair	1 case
Furniture stored in Slaughterhouse	1 „
Total ...			8 cases

Three written notices were served. All the above nuisances were abated.

NOXIOUS TRADES.

There are seven premises in the Borough upon which noxious businesses or trades are carried on, as under:—

Situation of Premises.	Description of Business.	Name of Occupiers.
55, Union Street ...	Tripe boilers ...	E. T. Cowell
24 and 25, Great Suffolk Street	„ ...	J. Martin
329, Walworth Road ...	„ ...	J. L. Henson
Yard, Green Street ...	Knackers ...	Harrison, Barber & Co., Ltd.
22, Suffolk Grove ...	Soap boilers ..	R. S. Cleaver & Sons
33, Green Street ...	Gut manufacturers	W. Potier & Son
5, Hatfield Street ..	Fat melters ...	J. Ewen & Son

The Inspector made 78 inspections of these premises during the year. The following insanitary conditions were discovered on inspection:—

Floor defective	1 case
Insufficient garbage tins	1 „
				<hr/>
				Total 2 cases
				<hr/>

One written notice was served. The above mentioned defects were remedied.

The periodical limewashing has been duly carried out.

COWSHEDS.

The following is a list of the Licensed Cowkeepers in the Borough:—

Situation of Premises.	Name of Occupier.
8, Alvey Street ...	Thomas Birkbeck
21, Globe Street ...	Herbert Jones
5, Holland Street ...	Sarah Ann Thompson
10 and 11, Sturge Street ...	Edward James

The several cowsheds were inspected periodically, the inspectors making a total of 69 visits. The defects found on inspection were as follow:—

Sheds in dirty condition	1 case
Cows found in a dirty condition	1 „
			<hr/>
			Total 2 cases
			<hr/>

Three written notices were served, resulting in the remedying of the above conditions.

Each cowshed has been limewashed twice during the year.

BAKEHOUSES.

During the year 1909, 557 inspections were made of the various bakehouses in the Borough.

The following defects were discovered by the Inspectors, who found it necessary to serve 64 intimation and 10 statutory notices, in order to obtain the abatement of the insanitary conditions complained of :—

Bakehouses dirty and those requiring limewashing	48 cases
Water closets defective	2 „
Dirty troughs	2 „
Flour stores dirty	11 „
Ceilings defective	2 „
Paving defective	2 „
Roof defective	1 case
Animals found in bakehouse	1 „
<hr/>	
Total ...	69 cases
<hr/>	

Each bakehouse was whitewashed or the walls cleansed at least twice during the year.

Certificates have been granted during the year to the undermentioned bakehouses :—

ABOVE-GROUND BAKEHOUSES.

27, Barlow street	285, Tabard street
50, East street	81, Thurlow street
262, East street	111, Trafalgar street
46, Fleming road	55, Villa street
182, Grosvenor terrace	257, Walworth road
232, Hillingdon street	

UNDERGROUND BAKEHOUSES.

68, Alvey street	214, Manor place
185, Blackfriars road	17, St. George's road
195, Great Dover street	126, Southwark bridge road
167, Manor place	119, Walworth road

SALE OF FOOD AND DRUGS ACTS.

During the year ending 1st January, 1910, 1,656 samples were taken by the Inspectors.*

The following Table shews the localities in which these samples were taken :—

TABLE 72.

Showing the number of Samples taken in each Ward of the Borough during 1909.

	St. Mary's Ward.	St. Paul's Ward.	St. Peter's Ward.	St. John's Ward.	Trinity Ward.	All Saints' Ward.	St. Michael's Ward.	St. Jude's Ward.	St. George's Ward.	Christchurch Ward.	St. Saviour's Ward.	Total.
Number of Samples taken	198	177	198	179	131	126	193	115	129	113	97	1656

95 of these samples were certified as adulterated, a percentage of 5·7. Compared with the percentage of adulteration for the previous year a decrease of 1·4 is shewn.

Particulars of the samples taken together with the results of the analyses are given in table 73.

* Mr. Howes, inspector for Trinity Ward, carried out his duties as Assistant Inspector under the Food and Drugs Acts, at different periods, amounting to eighteen week days and three Sundays, during 1909.

TABLE 73.

Return of Official Samples for the Year ending 1st January, 1910,
for each quarter andshowing the number taken, and the percentage of adulterated Samples
for the year.

Article.	1st Quarter.				2nd Quarter.				3rd Quarter.				4th Quarter.				Whole Year.			
	Number of Samples taken.	Genuine.	Adulterated.	Percentage of Adulterated Samples.	Number of Samples taken.	Genuine.	Adulterated.	Percentage of Adulterated Samples.	Number of Samples taken.	Genuine.	Adulterated.	Percentage of Adulterated Samples.	Number of Samples taken.	Genuine.	Adulterated.	Percentage of Adulterated Samples.	Number of Samples taken.	Genuine.	Adulterated.	Percentage of Adulterated Samples.
Milk ...	191	184	7	3.7	247	232	15	6.1	257	244	13	5.1	200	188	12	6.0	895	848	47	5.3
Separated Milk ...	12	12	1	1	16	6	4	40.0	8	7	1	12.5	31	26	5	16.1
Skimmed Milk ...	6	6	9	9	7	7	2	2	24	24
Machine Skimmed Milk	1	1	1	1	2	2
Condensed Milk	5	5	5	5
Machine Skimmed Condensed Milk	6	6	5	5	11	11
Butter ...	38	31	7	18.4	48	45	3	6.3	55	54	1	1.8	14	10	4	28.6	155	140	15	9.7
Margarine ...	11	10	1	9.1	1	1	6	6	18	17	1	5.6
"Pearksown" ...	1	1	1	1
Dripping	2	2	1	1	1	1	4	4
Lard ...	4	4	9	9	6	6	19	19
Beef Suet	3	2	1	33.3	3	2	1	33.3
Cheese	10	10	2	2	12	12
Sugar	9	9	1	1	3	3	13	13
Coffee ...	26	26	26	26	4	4	2	2	58	58
Chocolate Powder	2	2	2	2
Cocoa ...	19	19	21	21	3	3	4	4	47	47
Tea Dust	8	8	8	8
Tea ...	2	2	7	7	9	9
Pepper ...	5	5	6	6	11	11
Mustard ...	6	6	7	7	1	1	3	3	17	17
Ground Ginger ...	1	1	3	3	1	1	5	5
Oatmeal ...	4	4	1	1	1	1	1	1	7	7
Flour ...	5	5	2	2	9	9	16	16
Cornflour ...	3	3	1	1	4	4
Arrowroot ...	3	3	3	3
Curry Powder ...	2	2	1	1	1	1	4	4
Bread ...	3	3	10	10	13	13
Seed Cake ...	1	1	1	1
Baking Powder ...	2	2	1	1	3	3
Caraway Seeds ...	2	2	2	2
Cayenne	1	1	1	1
Vinegar ...	4	4	4	4	8	8
Brandy	3	3	4	3	1	25.0	7	6	1	14.3
Whisky ...	2	2	8	7	1	12.5	10	9	1	10.0	20	18	2	10.0
Gin	5	5	6	6	11	11
Rum	2	1	1	50.0	2	2	4	3	1	25.0
Carried forward ...	353	338	15	—	451	431	20	—	350	332	18	—	300	280	20	—	1454	1381	73	—

TABLE 73—continued.

Article.	1st Quarter.				2nd Quarter.				Third Quarter.				Fourth Quarter.				Whole Year.			
	Number of Samples taken.	Genuine.	Adulterated.	Percentage of Adulterated Samples.	Number of Samples taken.	Genuine.	Adulterated.	Percentage of Adulterated Samples.	Number of Samples taken.	Genuine.	Adulterated.	Percentage of Adulterated Samples.	Number of Samples taken.	Genuine.	Adulterated.	Percentage of Adulterated Samples.	Number of Samples taken.	Genuine.	Adulterated.	Percentage of Adulterated Samples.
Brought forward ...	353	338	15	—	451	431	20	—	350	332	18	—	300	280	20	—	1454	1381	73	—
Orange Wine ...	5	3	2	40.0	5	3	2	40.0
Ginger Wine ...	2	1	1	50.0	1	1	3	2	1	33.3
Raisin Wine ...	2	1	1	50.0	1	...	1	100.0	3	1	2	66.6
"Wincarnis" ...	1	1	1	1
Black Currant Wine ...	2	2	2	2
Port Wine	1	1	1	1
Sherry Wine	1	1	1	1
Cantara Port	1	1	1	1
Sarsaparilla Wine	2	2	2	2
Quinine Wine ...	1	1	1	1
Lime Juice Cordial	2	...	2	100.0	2	...	2	100.0
Nougat ...	3	3	3	3
Cachous ...	1	1	1	1
Jap Toffee ...	1	1	1	1
Lemon Creme ...	1	1	1	1
Cough Pastilles ...	1	1	1	1
Cocoa Nut Jelly ...	1	1	1	1
"Tines" ...	1	1	1	1
Cream Chocolate	1	1	1	1
Ice Cream	6	6	6	6
Sherbet	1	1	1	1
Lemonade Powder	1	1	1	1
Lemon Squash	1	1	1	...	1	100.0	2	1	1	50.0
Strawberry Jam	3	3	1	1	4	4
Raspberry Jam	4	4	2	1	1	50.0	6	5	1	16.6
Greengage Jam	1	1	1	1
Plum Jam	2	2	2	2
Black Currant Jam	1	1	1	1
Mixed Fruit Jam	1	1	1	1
Orange Marmalade	1	1	3	3	4	4
Honey	3	3	3	3
Treacle	1	1	1	1
Golden Syrup	3	3	10	10	13	13
Peeled Muscat Grapes ...	1	1	1	1
Mincemeat	5	5	5	5
Pork Sausage ...	7	5	2	28.6	7	5	2	28.6
Beef Sausage ...	9	8	1	11.1	9	8	1	11.1
Sausages ...	7	1	6	85.7	7	1	6	85.7
German Sausage	2	1	1	50.0	2	1	1	50.0
Cakeoma	1	1	1	1
Pearl Barley	2	2	2	2
Carried forward ...	399	371	28	—	472	452	20	—	364	342	22	—	331	309	22	—	1566	1474	92	—

TABLE 73—continued.

Article.	1st Quarter.				2nd Quarter.				3rd Quarter.				4th Quarter.				Whole Year.			
	Number of Samples taken.	Genuine.	Adulterated.	Percentage of Adulteration.	Number of Samples taken.	Genuine.	Adulterated.	Percentage of Adulteration.	Number of Samples taken.	Genuine.	Adulterated.	Percentage of Adulteration.	Number of Samples taken.	Genuine.	Adulterated.	Percentage of Adulteration.	Number of Samples taken.	Genuine.	Adulterated.	Percentage of Adulteration.
Brought forward ...	399	371	28	—	472	452	20	—	364	342	22	—	331	309	22	—	1566	1474	92	—
Ground Rice	1	1	1	1
Prepared Barley	1	1	1	1
Desiccated Coconut	1	1	1	1
Mixed Pickles	3	3	3	3
Sauce	12	11	1	8.3	12	11	1	8.3
Ketchup	3	3	3	3
Tomato Sauce	1	...	1	100.0	1	...	1	100.0
Essence of Anchovies	1	...	1	100.0	1	...	1	100.0
Indian Chutney	1	1	1	1
Borax	1	1	2	2
Tapioca	1	1	1	1	1	1	3	3
Sago	1	1	1	1	2	2
Flaked Tapioca	1	1	1	1	2	2
Flaked Rice	1	1	1	1
Custard Powder	1	1	1	1	2	2
Jap Desserts	1	1	1	1
Nut Cushions	1	1	1	1
Chocolate Nougat	1	1	1	1
Jap Nuggets	1	1	1	1
Crushed Linseed ...	4	4	4	4	1	1	9	9
Linseed Meal	1	1	1	1
Linseed Oil ...	4	4	4	4
Olive Oil ...	3	3	1	1	4	4
Camphorated Oil	2	2	2	2
Eucalyptus Oil	2	2	2	2
Ground Alum	1	1	1	1
Glycerine ...	2	2	1	1	3	3
Gregory's Powder	1	1	1	1	2	2
Milk of Sulphur	2	2	2	2
Tartaric Acid	1	1	2	2	3	3
Purified Cream of Tartar	1	1	1	1
Citrate of Magnesia	1	1	1	1	2	2
Cream of Tartar	1	1	1	1
Liquorice Powder	3	3	1	1	4	4
Boracic Acid	2	2	2	2
"Ko Ko" Powder	1	1	1	1
Quinine Tonic	1	1	1	1
Sarsaparilla	1	1	1	1
Ammoniated Tincture of Quinine ...	1	1	1	1
Sulphate of Quinine ...	3	3	3	3
Total ...	416	388	28	6.7	487	467	20	4.1	381	359	22	5.8	372	347	25	6.7	1656	1561	95	5.7

POLICE COURT PROCEEDINGS TAKEN UNDER THE FOOD AND DRUGS ACTS.

78 summonses were taken out during the year 1909. The following table shows the number of summonses in each ward:—

TABLE 74.

Showing the Wards in which proceedings were taken under the
Food and Drugs Acts.

	St. Mary's Ward.	St. Paul's Ward.	St. Peter's Ward.	St. John's Ward.	Trinity Ward.	All Saints' Ward.	St. Michael's Ward.	St. Jude's Ward.	St. George's Ward.	Christchurch Ward.	St. Saviour's Ward.	Total.
Number of Summonses taken out	9	9	8	6	2	7	17	4	8	4	4	78

The proceedings taken before the Magistrates resulted as follows:—

	Summonses.
Convictions obtained on	37
Withdrawn (mainly duplicates)	31
Withdrawn by order of the Public Health Committee	1
Dismissed on warranties	6
Dismissed on other grounds	2
Summonses not served	1
Total	<u>78</u>

TABLE 75.
SALE OF FOOD AND DRUGS ACTS.
PROCEEDINGS TAKEN, WITH THE RESULTS.

Name and Address of Vendor.	Sample and Number.	Result of Analysis.	Result of Proceedings.
Annie Lewis, 23, Friar street	Butter 1309	83 per cent. margarine	Fined £3 and 23/6 costs
Annie Lewis, 23, Friar street	Margarine 1309	Sold in an unmarked wrapper	Summons withdrawn
Jennie James, 23, Friar street	Butter 1309	83 per cent. margarine	Summons withdrawn
Jennie James, 23, Friar street	Margarine 1309	Sold in an unmarked wrapper	Summons withdrawn. Note:—This summons and the three preceding ones refer to the same sample
Reginald Stofer, 37, Aylesbury street	Butter 1333	95 per cent. margarine	Fined £1 and 23/6 costs
Reginald Stofer, 37, Aylesbury street	Margarine 1333	Sold in an unmarked wrapper	Summons withdrawn
Edith Cox, 37, Aylesbury street	Butter 1333	95 per cent. margarine	Summons withdrawn
Edith Cox, 37, Aylesbury street	Margarine 1333	Sold in an unmarked wrapper	Summons withdrawn. Note:—This summons and the three preceding ones refer to the same sample
William Morgan, 17, Sutherland square	Milk 1361	8 per cent. added water	Summons dismissed, warranty proved
Herbert Herring, Rewton house	Milk 1361	8 per cent. added water	Summons withdrawn, warranty proved Note:—This summons and the preceding one refer to the same sample

Name and Address of Vendor.	Sample and Number.	Result of Analysis.	Result of Proceedings.
William Taylor, 230, Hillingdon street	Margarine 1369	More than 10 per cent. butter fat	Summons withdrawn by order of the Public Health Committee
Samuel Richards, 84, Snowsfields	Margarine 1403	Sold in an unmarked wrapper	Fined £1.
Rose Richards, 84, Snowsfields	Margarine 1403	Sold in an unmarked wrapper	Summons withdrawn. Note:—This summons and the preceding one refer to the same sample
Evan Lewis, 120, Trafalgar street	Butter 1427	90 per cent. margarine	Fined £1 and 23/6 costs
Evan Lewis, 120, Trafalgar street	Margarine 1427	Sold in an unmarked wrapper	Summons withdrawn
Jessie Jones, 120, Trafalgar street	Butter 1427	90 per cent. margarine	Summons withdrawn
Jessie Jones, 120, Trafalgar street	Margarine 1427	Sold in an unmarked wrapper	Summons withdrawn. Note:—This summons and the three preceding ones refer to the same sample
William Cross, 18, Blackwood street	Butter 1428	90 per cent. margarine	Fined £1 and 19/6 costs
William Cross, 18, Blackwood street	Margarine 1428	Sold in an unmarked wrapper	Summons withdrawn. Note:—This summons and the preceding one refer to the same sample.
Mary Edwards, 63, Dante road	Butter 1483	95 per cent. margarine	Fined £1 and 19/6 costs
Mary Edwards, 63, Dante road	Margarine 1483	Sold in an unmarked wrapper	Summons withdrawn. Note:—This summons and the preceding one refer to the same sample.
James Milton, 94, Villa street	Milk 1496	9 per cent. deficient in milk fat	Ordered to pay 12/6 costs

Name and Address of Vendor.	Sample and Number.	Result of Analysis.	Result of Proceedings.
David Davies, 11, Tabard street	Butter 1484	95 per cent. margarine	Fined £2 and 19/6 costs
David Davies, 11, Tabard street	Margarine 1484	Sold in an unmarked wrapper	Summons withdrawn. Note:—This summons and the preceding one refer to the same sample
Anne Evans, trading as James Brothers, 118, Lower Kennington lane	Milk 1664	19 per cent. deficient in milk fat	Fined £1 and 24/6 costs
Herbert Simpson, 16, Heyford avenue, S.W.	Milk 1664	19 per cent. deficient in milk fat	Fined £1 and 2/- costs. Note:—This summons and the preceding one refer to the same sample
Richard Fairley, 58, Beckway street	Milk 1672	16 per cent. deficient in milk fat	Ordered to pay 12/6 costs
Jenkyn Davies, 35, Bagshot street	Milk 116	20 per cent. deficient in milk fat	Fined £5 and 19/6 costs
Elizabeth Davies, 35, Bagshot street	Milk 116	20 per cent. deficient in milk fat	Summons withdrawn. Note:— This summons and the preceding one refer to the same sample
Anne Evans, trading as James Brothers, 118, Lower Kennington lane	Milk 126	24 per cent. deficient in milk fat	Summons withdrawn
Herbert Simpson, 16, Heyford Avenue, S.W.	Milk 126	24 per cent. deficient in milk fat	Fined £5 and 14/6 costs. Note :— This summons and the preceding one refer to the same sample
Emily James, 83, Sumner street	Margarine 243	Exposed for sale unlabelled	Fined £5 and 12/6 costs
Arthur Wm. Ashford, 6, York street	Milk 223	14 per cent. deficient in milk fat	Fined 10/- and 14/6 costs

Name and Address of Vendor.	Sample and Number.	Result of Analysis.	Result of Proceedings.
Emily Ashford, 6, York street	Milk 223	14 per cent. deficient in milk fat	Summons withdrawn. Note :—This summons and the preceding one refer to the same sample.
London, Gloucestershire and North Hants Dairy Co., Ltd.	Milk 259	13 per cent. deficient in milk fat	Summons dismissed, warranty proved
Frederick Sharman, 2, Russell grove, S.W.	Milk 259	13 per cent. deficient in milk fat	Summons dismissed. Note :—This summons and the preceding one refer to the same sample
William Copps, 17, Mina road	Milk 358	11 per cent. deficient in milk fat	Summons dismissed. Defendant proved that the milk was sold to the Inspector in the same state as it was received from the cow, and that no fat had been abstracted from it
Frank Copps, 17, Mina road	Milk 358	11 per cent. deficient in milk fat	Summons dismissed. Note :—This summons and the preceding one refer to the same sample
Elizabeth Rees, 34, Collingwood street	Butter 401	92 per cent. margarine	Fined £1 and 19/6 costs
Elizabeth Rees, 34, Collingwood street	Margarine 401	Sold in an unmarked wrapper	Summons withdrawn. Note :—This summons and the three preceding ones refer to the same sample.
David Rees, 31, Meymott street	Milk 419	8 per cent. deficient in milk fat	Summons dismissed, warranty proved.
Lewis Richards, 31, Meymott street	Milk 419	8 per cent. deficient in milk fat	Summons withdrawn. Note :—This summons and the preceding one refer to the same sample.

Name and Address of Vendor.	Sample and Number.	Result of Analysis.	Result of Proceedings.
Joseph Cox, 83, Pollock road	Butter 416	98 per cent. margarine	Fined £2 and 19/6 costs
Joseph Cox, 83, Pollock road	Margarine 416	Sold in an unmarked wrapper	Summons withdrawn. Note:—This summons and the preceding one refer to the same sample
Frederick Stephens, Montpelier Tavern, Montpelier street	Whisky 472	5 degrees below the legal limit	Fined £1 and 15/- costs
William Wall, Montpelier Tavern	Whisky 472	5 degrees below the legal limit	Summons withdrawn. Note:—This summons and the preceding one refer to the same sample
Frederick Stephens, Montpelier Tavern, Montpelier street	Rum 473	5 degrees below the legal limit	Fined £1 and 14/6 costs
William Wall, Montpelier Tavern	Rum 473	5 degrees below the legal limit	Summons withdrawn. Note:—This summons and the preceding one refer to the same sample
Alfred Everett, 121, Gt. Suffolk street	Butter 487	68 per cent. margarine	Fined £4 and 19/6 costs
Alfred Everett, 121, Gt. Suffolk street	Margarine 487	Sold in an unmarked wrapper	Summons withdrawn. Note:—This summons and the preceding one refer to the same sample
Edward James, 10 & 11, Sturge street	Milk 537	3·6 per cent. deficient in milk fat	Fined £2 and 14/6 costs
William Evans, 10 & 11, Sturge street	Milk 537	3·6 per cent. deficient in milk fat	Summons withdrawn. Note:—This summons and the preceding one refer to the same sample.

Name and Address of Vendor.	Sample and Number.	Result of Analysis.	Result of Proceedings.
Stephen Bray, 79, Brandon street	Separated Milk 551	7·7 per cent. added water	Fined 10/- and 12/6 costs
Lewis Owen and Edward Owen, trading as Owen Bros., 6, Coral street	Milk 547	16 per cent. deficient in milk fat	Fined £2 and 14/6 costs
Bertie Spencer, 209, Brook street	Milk 547	16 per cent. deficient in milk fat	Summons withdrawn. Note :—This summons and the preceding one refer to the same sample
Alfred Saunders, 35, Tarn street	Milk 668	8 per cent. deficient in milk fat	Fined £1 and 12/6 costs
Griffith Owen James, 24, Gt. Bland street	Milk 691	5·8 per cent. deficient in milk fat	Summons dismissed, warranty proved
Walter Robert Cotterill, 19, Great Guildford street	Milk 696	8·7 per cent. deficient in milk fat	Fined £1 and 12/6 costs
Evan Jones, 143, Tabard street	Milk 719	15 per cent. deficient in milk fat	Fined £5 and 14/6 costs
Mary Edwards, 143, Tabard street	Milk 719	15 per cent. deficient in milk fat	Summons withdrawn. Note :—This summons and the preceding one refer to the same sample
William James, 57, Mann street	Separated Milk 707	14·6 per cent. added water	Fined £1 and 12/6 costs
Catherine Morgan, 116, Gt. Suffolk street	Butter 778	90 per cent. margarine	Fined £1 and 17/6 costs
Ernest Barner, 58, Barkworth road	Separated Milk 858	23 per cent. added water	Summons not served. Defendant gave false name and address

Name and Address of Vendor.	Sample and Number.		Result of Analysis.	Result of Proceedings.
Edwin Mason, 224, Southwark bridge road	Butter	901	77 per cent. fat other than butter fat	Fined £2 and 23/6 costs.
Edwin Mason, 224, Southwark bridge road	Margarine	901	Sold in an unmarked wrapper	Summons withdrawn
Mary Morley, 224, Southwark bridge road	Butter	901	77 per cent. fat other than butter fat	Summons withdrawn
Mary Morley, 224, Southwark bridge road	Margarine	901	Sold in an unmarked wrapper	Summons withdrawn. Note:—This summons and the three preceding ones refer to the same sample.
Caroline Ann Basely, 7, Merrow street	Milk	978	17 per cent. deficient in milk fat	Fined 10/- and 12/6 costs
Thomas Powell, 2, Lant street	Milk	1012	9·4 per cent. deficient in milk fat and 5 per cent. added water	Fined £2 and 12/6 costs
Arthur Charles Payne, 263, Union street	Brandy	1098	4 degrees below the legal limit	Fined 10/- and 12/6 costs
William Hunt, 64, Brunswick street	Milk	1133	14 per cent. deficient in milk fat	Fined £1 and 12/6 costs
Frederick Robert Swain, 126, South street	Whisky	1144	4 degrees below the legal limit	Fined £5 and 12/6 costs
Catherine Jane Morgan, 116, Gt. Suffolk street	Butter	1158	76 per cent. foreign fat	Fined 10/- and 19/6 costs
Catherine Jane Morgan, 116, Gt. Suffolk street	Margarine	1158	Sold in an unmarked wrapper	Summons withdrawn. Note:—This summons and the preceding one refer to the same sample



Name and Address of Vendor.	Sample and Number.		Result of Analysis.	Result of Proceedings.
George Peter Byles, 10, Avenue road George Peter Byles, 10, Avenue road	Butter	1159	77 per cent. foreign fat	Fined £5 and 19/6 costs
	Margarine	1159	Sold in an unmarked wrapper	Summons withdrawn. Note:—This summons and the preceding one refer to the same sample
David Davies, 11, Tabard street David Davies, 11, Tabard street	Butter	1240	78 per cent. foreign fat	Summons withdrawn
	Margarine	1240	Sold in an unmarked wrapper	Fined £5 and 19/6 costs. Note:—This summons and the preceding one refer to the same sample

PUBLIC HEALTH OFFICE,
TOWN HALL, SOUTHWARK.

GEORGE B. MILLSON,
Medical Officer of Health.



