

**[Report of the Medical Officer of Health for Southwark, Borough of].**

**Contributors**

Southwark (London, England). Metropolitan Borough.  
Millson, George B.

**Publication/Creation**

[1905?]

**Persistent URL**

<https://wellcomecollection.org/works/j8wgm4qa>

**License and attribution**

You have permission to make copies of this work under a Creative Commons, Attribution, Non-commercial license.

Non-commercial use includes private study, academic research, teaching, and other activities that are not primarily intended for, or directed towards, commercial advantage or private monetary compensation. See the Legal Code for further information.

Image source should be attributed as specified in the full catalogue record. If no source is given the image should be attributed to Wellcome Collection.



Wellcome Collection  
183 Euston Road  
London NW1 2BE UK  
T +44 (0)20 7611 8722  
E [library@wellcomecollection.org](mailto:library@wellcomecollection.org)  
<https://wellcomecollection.org>

Borough of Southwark.



# ANNUAL REPORT

OF THE

## Medical Officer of Health,

FOR THE

### YEAR 1904.

G. MILLSON,

*Medical Officer of Health.*

LONDON :

T. CORNELL & SONS, COMMERCIAL & GENERAL PRINTERS,

63, Borough Road, S.E.

## BOROUGH OF SOUTHWARK.

---

PUBLIC HEALTH OFFICE,

TOWN HALL, WALWORTH ROAD.

SIR AND GENTLEMEN,

I have the honour of submitting for your consideration my Eighteenth Annual Report on the vital statistics and general sanitary work of the Borough for the year 1904.

The year under consideration has been somewhat uneventful. With the exception of Measles there has been no particular outbreak of infectious disease. Indeed, it has been a record year for the small amount of notifiable disease.

The death-rate of the year for a Borough so crowded as Southwark must be considered satisfactory. The summary of the sanitary work carried out shows that the Health Staff has been energetically and usefully employed.

A few changes have taken place among the ward inspectors, some of them having secured more lucrative appointments in other Boroughs.

I beg to thank the Public Health Committee for their support, and the staff in general for their assistance in this highly interesting work.

I have the honour to be,

Your obedient servant,

G. B. MILLSON,

*Medical Officer of Health.*

*To the Mayor, Aldermen and Councillors  
of the Borough of Southwark.*



# TABLE OF CONTENTS.

	AGE.
Summary of statistics	5
Infantile mortality	5
Population of Borough	6-7
Ward distribution and persons per acre...	8
Births	8-9
Birth-rates for the last fourteen years for the three divisions of the Borough	9
Number registered	9
Deaths	10
Number registered	10
In outlying districts	10-13
Death-rates for the last fourteen years for the three divisions of the Borough	14
Death-rates in the several wards for last ten years	15
Plan shewing death-rates in wards	16
Deaths in public institutions	17
Births and deaths registered in the sub-districts	18-19
Vital statistics for whole district	20
Deaths from the various classes of disease in sanitary area	21-24
Cases of infectious diseases notified with ages and number removed in wards	25
Vital statistics for separate localities	26-27
Cases of infectious diseases occurring in the several wards	28
Deaths from principal zymotic diseases	29
Deaths in the several wards with the ages and death-rate in each ward	30
Cases of infectious diseases notified weekly	31
Analysis of cases treated in hospitals and at home for the last eleven years	32-33
Analysis of sickness and mortality statistics in London during 1904	34-35
Zymotic mortality showing the localities where the deaths occurred	36
Scarlet fever deaths	37
Mortality for the last ten years	37
Number of cases notified	37
Percentage of cases removed to hospital	37
Diphtheria deaths	37
Number of cases notified	37
Mortality for the last ten years	38
Percentage of cases removed to hospital	38
Enteric fever deaths	38
Number of cases notified	38
Mortality for the last ten years	39
Percentage of cases removed to hospital	39
Diarrhœa deaths	39
Mortality for the last ten years	39
(Infantile), Directions to prevent	40
Typhus fever	40
Measles	40
Mortality for ten years	41
Whooping cough	41
Mortality for ten years	41
Small pox	41
Mortality for ten years	41
Particulars of cases occurring during 1904	42-43



Phthisis ...	44
Mortality for ten years ...	44
Age groups of cases notified ...	45
Infantile mortality, Report on, with tables ...	46-69
Reception House return of families accommodated ...	70-71
Disinfection ...	72
Number of rooms disinfected ...	72
Bedding disinfected and destroyed ...	73
Report on disinfection ...	74
Mortuaries ...	75
Water supply ...	75
Miscellaneous nuisances dealt with in relation to the wards ...	76-83
Houses let in lodgings ...	84
Registered during 1904 ...	84-85
Localities (wards) ...	86
Sanitary works carried out ...	87-88
Summary of inspections and reinspections for year ...	89
Summary of sanitary works completed ...	90-91
Smoke nuisances ...	92
Eating Houses ...	93
Certificates issued ...	93
Numbers of inspections, etc....	94
Provisions as to water supply ...	95
Ice creams ...	95
Number of inspections, etc., of premises ...	96
Stables, Report on the condition of ...	96-7
Sanitary condition of, Table...	98-9
Factories and workshops, inspections, etc., made in several wards...	100-1
Inspections of women's workshops ...	102
Summary of inspections and defects found and remedied ...	103-4
Unsound food, detection of ...	105
Proceedings taken in police courts ...	105
Inspection of wharves, markets, etc. ...	106
Foodstuffs examined ...	107
Amount destroyed ...	108
Samples taken and number unsound ...	109
Samples taken at wharves and landing places ...	110
Public Health Act, summonses taken out ...	111
Particulars of proceedings taken ...	112-119
Milksellers...	120
Slaughterhouses ...	120-121
Noxious Trades ...	121
Cowsheds ...	122
Bakehouses ...	122
Certificates granted ...	123
Food and Drugs Acts, Number of samples taken ...	123
Table showing number and description of samples taken in each quarter, with adulteration ...	124-129
Summonses taken out ...	130
Particulars of proceedings taken ...	131-144
Births and deaths registered in London and Meteorology at Greenwich	145-146

## SUMMARY OF STATISTICS.

Estimated population at the middle of 1904	...	...	207,937
Total Births in 1904	...	...	6,557
Total Deaths do.	...	...	4,169
Birth Rate for London, 1904	...	...	27.8
Do. Southwark, 1904	...	...	31.5
Death Rate for London, 1904	...	...	16.1
Do. Southwark, 1904	...	...	20.0

## Total cases of Infectious Disease notified in 1904—

Small-pox.	Scarlet Fever.	Enteric Fever.	Diphtheria.	Erysipelas.	Puerperal Fever.	Membranous Croup.	Relapsing Fever.	Chicken Pox.	Phthisis.	Total.
28	415	92	272	298	12	9	...	432	323	1881

## Deaths in the Sanitary Area from the principal Zymotic Diseases, compared with London as a whole.

Total excluding Phthisis.	Small Pox.	Measles.	Scarlet Fever.	Diphtheria.	Whooping Cough.	Typhus Fever.	Enteric Fever.	Diarrhea.	Phthisis.	Deaths under 1 year to 1,000 Births registered.
648	1	191	12	26	118	...	18	282	489	...
The Zymotic Rate per 1000 and Infant Rate.										
3.13	0.00	0.92	0.06	0.13	0.57	...	0.09	1.36	2.36	174
The Zymotic Rate for the whole of London and Infant Rate.										
2.14	0.00	0.49	0.08	0.16	0.32	...	0.06	1.03	1.62	144

## DEATHS of INFANTS Under ONE YEAR of Age.

The deaths of Infants under one year of age to 1,000 births were 174 during the year 1904.

The deaths under one year of age to 1,000 births for the last ten years were as follows :

1893	...	178	1899	...	199
1894	...	163	1900	...	192
1895	...	201	1901	...	168
1896	...	192	1902	...	166
1897	...	187	1903	...	148
1898	...	190	1904	..	174



## POPULATION.

During 1904 the population of the Borough has been unusually migratory. This change has not been confined to a portion of the Borough, but has been present in every district. The extensive re-housing schemes now being carried out and affecting fully 6,000 persons, must of necessity exert a disturbing influence on the remainder. I have no doubt many of the dislodged inhabitants have found a resting place in other wards. The population of the Borough during the year may not have declined to any amount by the re-building operations on the Clandon Street and other areas, yet the most casual observer must have noticed a great change in the appearance of the Borough during the last year or two.

There has been a tendency for the better-to-do residents to remove to the outskirts of our big city where house rent is less and accommodation better. The increased means of locomotion recently provided has made this possible. Only a few years ago it was exceedingly difficult to find a house unlet, indeed, such was the demand for accommodation that persons desiring to rent a house had to wait for months before they could be suited. Much of this has changed. At the present time the supply of houses more than equals the demand for them in all classes of tenements.

With regard to the rents paid in the Borough for single rooms ; in the northern part, the rent of one room is from 2s. to 2s. 6d. per week. This price increases as one travels westward, from 3s. to 4s. or 4s. 6d. These prices are for unfurnished rooms. Furnished rooms are generally from 1s. to 1s. 6d. more. In the cheaper model dwellings rents are 1s. 9d., 2s. and 3s. for single rooms, according to the floors. In other well-known buildings a single room and scullery let for 4s. 3d., and two rooms for 6s. to 6s. 6d., according to the floor. On one of our large estates the usual two-room tenement is 6s. 6d., and a three-room tenement 8s. 6d., whilst on another property the charge is 9s. and 9s. 6d. for three rooms and a scullery.

In Southwark the slum question is largely solving itself. Owners of such property find that the repairs called for by the sanitary authority are such a heavy expense, that little, if any, profit falls to the share of the owner. A large extent of insanitary house property has been closed, and in many cases pulled down, from this cause alone. It is a serious question for owners of insanitary property whether it would be better to rebuild the small houses on the same site in the very crowded parts of the Borough, or to build warehouses. I think the latter, where the frontage is a good one, is likely to be more remunerative to the owner, as small



house property in the more densely crowded parts will in future be occupied more and more by the casual labourer class, whose destructive tendencies are so well known.

The population of the several divisions of the Borough at each Census since 1841, and also the estimated population for 1902, 1903 and 1904—

		Newington.		St. George's.		St. Saviour's and Christchurch.
1841	...	54,693	...	—	...	—
1851	...	64,816	...	51,824	...	35,731
1861	...	82,157	...	55,510	...	36,169
1871	...	88,691	...	56,083	...	31,294
1881	...	107,831	...	58,652	...	31,628
1891	...	115,663	...	59,740	...	27,161
1901	...	121,863	...	60,998	...	23,319
1902	...	122,246	...	61,187	...	23,392
1903	...	122,572	..	61,343	...	23,454
1904	..	122,902	...	61,518	...	23,517

The Registrar General's estimate of the population of the Borough at the middle of 1904 was 207,937.

POPULATION OF THE BOROUGH—*continued.*

The Ward Distribution was as follows :—

**TABLE 1.**

WARD.	Area in Acres	Population.		Total.	Persons to the Acre.
		Males.	Females.		
St. Mary ...	126	11,169	10,721	21,890	173
St. Paul ...	129	10,426	10,766	21,192	164
St. Peter ...	90	9,338	9,876	19,214	213
St. John ...	85	10,993	11,325	22,318	262
Trinity ...	108	9,391	8,605	17,996	166
All Saints ...	89	9,948	10,344	20,292	228
St. Michael ...	90	12,819	12,243	25,062	278
St. Jude ...	97	7,143	7,986	15,129	155
St. George ...	97	10,628	10,699	21,327	219
Christchurch ...	93	6,359	4,999	11,358	122
St. Saviour ...	161	5,929	6,230	12,159	75

**LOCALITY OF BIRTHS.**

Information as to registered births is now sent on weekly to the medical officers of health by the district sub-registrars. It is hardly to be expected that the machinery for the proper and full use of this information will be set up at once, that must come by degrees, but I have no doubt that before long the excessive infantile mortality will receive much more attention than it has hitherto had. For the present, on receipt of the weekly returns of births we deliver into the hands of the individual mothers printed directions, "How to feed and bring up a Baby." There are as well, two lady inspectors, part of whose duty it is to make inquiries in relation to infants.



## BIRTHS.

The number of Births registered in the Borough during 1904, was 6,557, of which 3,283 were males, and 3,274 females. This represents a birth-rate of 31·5 per 1,000 inhabitants.

Births and Birth-rates for each quarter of 1904 for the three divisions of the Borough as formerly existed :—

TABLE 2.

Quarter end ing.	St. Mary, Newington.				St. George the Martyr.				St. Saviour and Christ-church.			
	M.	F.	Total	Rate.	M.	F.	Total	Rate.	M.	F.	Total	Rate.
March ...	521	516	1037	33·7	236	282	518	33·6	90	71	161	27·3
June ...	488	468	956	31·1	224	260	484	31·4	82	85	167	28·4
September ...	529	495	1024	33·3	247	210	457	29·7	77	87	164	27·8
December ...	468	489	957	31·1	241	233	474	30·8	80	78	158	26·8
For the Year	2006	1968	3974	32·3	948	985	1933	31·2	329	321	650	27·6

Birth rate for the last Fourteen Years, for the Three Divisions of the Borough as formerly existed :

	Newington.	St. George.	St. Saviour.	Whole Borough.
1891 ...	36·2	35·9	31·7	—
1892 ...	35·0	36·0	31·4	—
1893 ...	36·9	36·3	29·1	—
1894 ...	35·4	34·6	28·9	—
1895 ...	35·4	36·5	32·4	—
1896 ...	35·2	36·9	30·9	—
1897 ...	34·7	35·1	30·9	—
1898 ...	33·8	35·5	30·2	—
1899 ...	33·6	35·2	28·7	—
1900 ...	33·3	34·6	29·8	—
1901 ...	33·8	33·6	30·0	33·3
1902 ...	34·4	32·7	29·3	33·3
1903 ...	33·3	31·3	30·0	32·3
1904 ...	32·3	31·2	27·6	31·5



## DEATHS.

The number of deaths registered in the Borough for the year under consideration, was 3,746, of which 2,015 were males and 1,731 females. This shows a reduction of more than 15·0 per cent. on the average death-rate for the last ten years.

Of the 3,746 deaths registered in the sub-districts of the Borough, 1,116 occurred in the Poor-Law institutions, the various hospitals, and other public places for the treatment of the sick found within our boundaries. These deaths in institutions comprised 406 belonging to Southwark, and 710 to other boroughs of the Metropolis. The various localities in which the "outlying" deaths occurred are shown in the following table.

The number of inhabitants belonging to the Borough dying away from home—that is, outside our boundaries in the various hospitals and infirmaries—was 1,133. Of this very large number as many as 662 died in the Southwark Infirmary at Champion Hill. The remainder, with but few exceptions, died at the large public hospitals.

The percentage of persons dying away from home in relation to the total number of deaths occurring in the Borough was 27·1.

TABLE 3.

## Outlying Deaths, with Localities.

	Males.	Females.	Total.
Southwark Infirmary...	409	253	662
St. Olave's Infirmary ...	3	—	3
City of London Infirmary, Bow	4	4	8
St. George's Infirmary, Fulham	1	1	2
Lambeth Infirmary ...	5	5	10
Camberwell Infirmary	2	1	3
Wandsworth Infirmary	2	—	2
Bermondsey Infirmary	1	—	1
Battersea Infirmary ...	—	1	1
Whitechapel Infirmary	1	—	1
Banstead Asylum ...	11	15	26
Dartford Asylum ...	3	8	11
Carried forward	442	288	730

		Males.	Females.	Total.
Brought forward ...	442	288	730	
Colney Hatch Asylum ...	—	1	1	
Caterham Asylum ...	5	10	15	
Darenth Asylum ...	5	1	6	
Cane Hill Asylum ...	8	9	17	
Camberwell House Asylum ...	1	1	2	
Aged Pilgrim's Asylum ...	—	1	1	
Manor Asylum, Epsom ...	1	2	3	
Horton Asylum, Epsom ...	13	4	17	
Claybury Asylum ...	2	4	6	
Hanwell Asylum ...	2	1	3	
Ilford Asylum ...	2	—	2	
Tooting Bec Asylum ...	1	—	1	
Peckham House Asylum ...	1	—	1	
Leavesden Asylum ...	1	1	2	
St. Peter's House, Kennington ...	3	3	6	
St. Luke's House, Kensington ...	1	—	1	
Bethesda House, Kennington Road ...	1	—	1	
Metropolitan Asylums Board				
Fever Hospitals ...	18	25	43	
St. Thomas's Hospital ...	69	27	96	
St. Bartholomew's Hospital ..	22	2	24	
Charing Cross Hospital ...	13	3	16	
Great Northern Hospital ...	1	—	1	
Westminster Hospital ...	7	4	11	
Royal Free Hospital ...	2	1	3	
German Hospital ...	1	1	2	
St. George's Hospital ...	3	—	3	
Royal Chest Hospital ...	1	2	3	
London Hospital ...	3	1	4	
General Lying-in Hospital, Lambeth ...	3	6	9	
Carried forward ...	632	398	1030	



	Males.	Females.	Total.
Brought forward ...	632	398	1030
Brompton Hospital ...	1	2	3
Middlesex Hospital ...	1	4	5
Throat Hospital, Golden Square	1	—	1
Belgrave Hospital ...	5	5	10
King's College Hospital ...	6	3	9
Children's Hospital, Great Ormond Street ...	2	4	6
National Hospital ...	2	—	2
Children's Hospital, Shadwell ...	1	—	1
Italian Hospital ...	2	—	2
London Temperance Hospital ...	1	—	1
Cancer Hospital ...	—	2	2
French Hospital ...	—	1	1
Heart Hospital, Soho Square ...	1	—	1
Royal Hospital, Waterloo Road	1	1	2
Hospital for Women, Soho Square	—	1	1
Lying-in Hospital, Endell Street	1	—	1
Hospital of St. John and St. Elizabeth ...	—	3	3
New Hospital for Women ...	—	1	1
Royal Hospital for Incurables ...	—	1	1
Salvation Army Maternity Hos- pital ...	—	1	1
Epileptic Colony, Epsom ...	1	—	1
Hostel of God ...	—	4	4
Central London Sick Asylum ...	3	1	4
"Friedenheim," ...	1	—	1
Home of Rest, Marylebone ...	—	1	1
St. Thomas's Home ...	1	—	1
St. Joseph's House, Portobello Road ...	1	—	1
Carried forward ...	664	433	1097



	Males.	Females.	Total.
Brought forward ...	664	433	1097
City of London Workhouse.			
Hackney ...	1	2	3
Lambeth Workhouse ...	5	4	9
St. Saviour's Almshouses ...	2	2	4
Bermondsey Workhouse ...	2	—	2
Holloway Prison ...	—	1	1
Peabody Buildings, Norwood ...	1	—	1
34, Gt. Chapel St., Westminster	1	—	1
4, Upper Wimpole Street ...	—	1	1
18, Mantua Street ...	—	1	1
71, Peckham Rye ...	1	—	1
In Lower Kennington Lane ...	1	—	1
In Westminster Bridge Road ...	—	1	1
63, Leroy Street, Bermondsey ...	1	1	2
25, Warham Street ...	1	—	1
In River Thames ...	6	1	7
<b>TOTALS</b>	<b>686</b>	<b>447</b>	<b>1133</b>

When those persons who were non-parishioners, but who died in our Borough have been deducted, and the outlying deaths added, the actual or "corrected" number of deaths belonging to the Sanitary Area is found to be 4,169, of which number 2,285 were males, and 1,884 females.

The death-rate when calculated on this "corrected" number is 20·0 per 1,000 inhabitants for the whole Borough for the year 1904, as against 18·1 for the year 1903.

**TABLE 4.**

Death Rate for the last Fourteen Years for the three Divisions  
of the Borough.

		Newington.	St. George's,	St. Saviour's.	Whole Borough
1891	...	24.2	25.3	24.3	—
1892	...	24.4	24.9	25.5	—
1893	...	24.2	28.4	24.2	—
1894	...	19.9	23.1	21.0	—
1895	...	24.0	25.4	26.5	—
1896	...	20.5	24.0	22.8	—
1897	...	21.2	23.7	24.6	—
1898	...	20.5	24.4	23.6	—
1899	...	24.0	27.7	25.1	—
1900	...	21.9	27.3	25.2	—
1901	...	20.8	22.1	22.0	21.4
1902	...	20.4	24.0	22.5	21.7
1903	...	17.6	18.6	18.6	18.1
1904	...	19.0	21.4	21.6	20.0

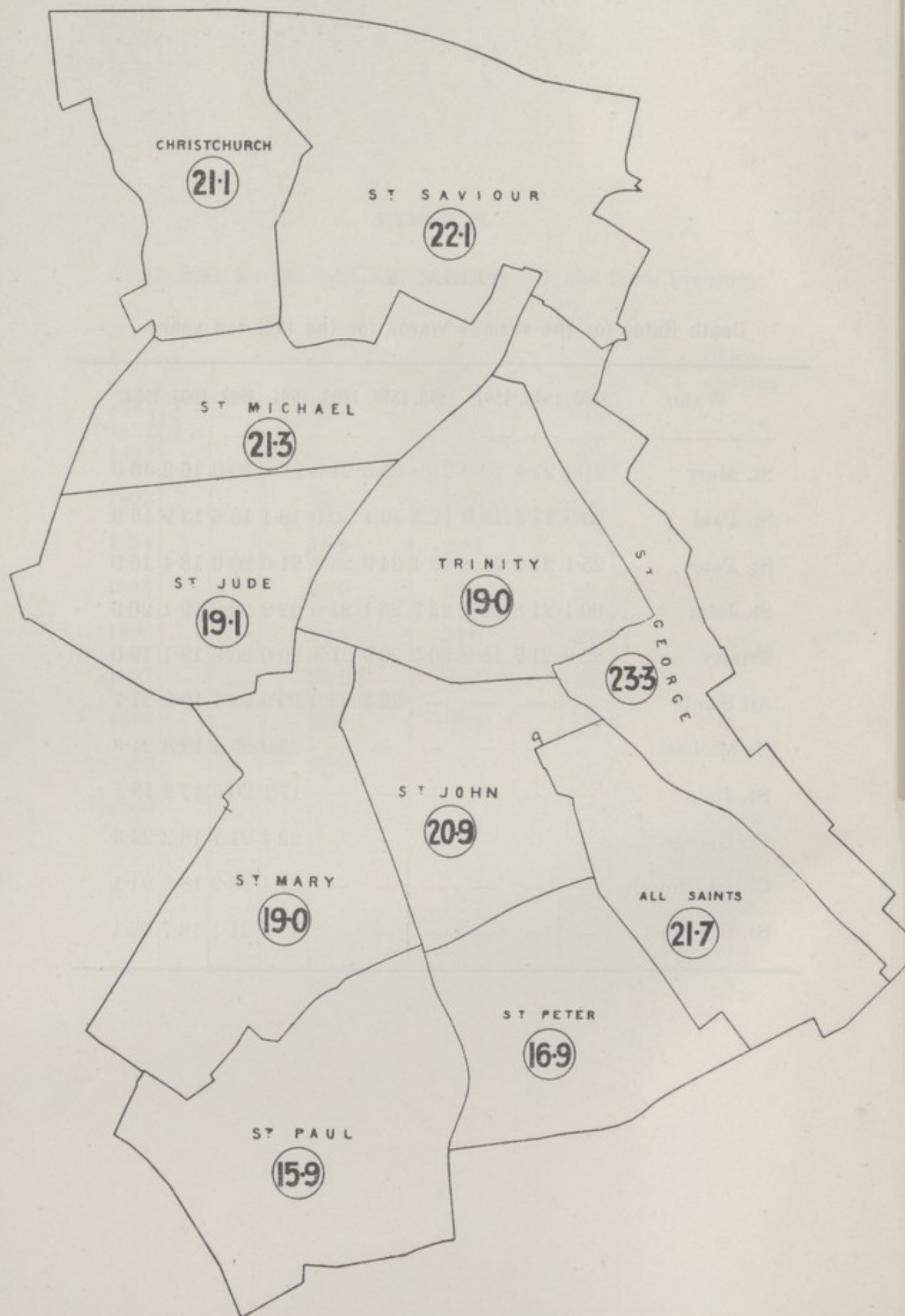
**TABLE 5.**

Death Rates for the various Wards for the last ten years.

WARD.	1895.	1896.	1897.	1898.	1899.	1900.	1901.	1902.	1903.	1904.
St. Mary ...	21·9	21·4	22·0	21·2	25·5	21·3	22·4	20·0	16·2	19·0
St. Paul ...	20·9	17·5	18·6	17·5	19·1	20·0	18·4	16·6	13·9	15·9
St. Peter ...	25·1	21·0	21·8	19·4	24·9	23·2	21·0	20·0	18·4	16·9
St. John ...	30·1	21·8	22·9	22·7	26·1	21·5	22·2	22·0	19·1	20·9
Trinity ...	22·0	21·7	18·9	20·5	20·9	21·4	20·0	20·8	18·1	19·0
All Saints ...	—	—	—	—	26·3	23·2	20·9	23·1	19·9	21·7
St. Michael ...	—	—	—	—	—	—	25·9	25·4	19·8	21·3
St. Jude ...	—	—	—	—	—	—	17·1	20·5	17·2	19·1
St. George ...	—	—	—	—	—	—	22·4	24·7	18·2	23·3
Christ Church ...	—	—	—	—	—	—	24·4	23·9	18·6	21·1
St. Saviour ...	—	—	—	—	—	—	19·9	21·1	18·7	22·1



— PLAN SHEWING THE DEATH RATES IN THE VARIOUS WARDS FOR 1904. —



**TABLE 6.**

Showing the number of Deaths that occurred in Public Institutions in the Borough during the Year 1904.

Institution.	In 1st Quarter.	In 2nd Quarter.	In 3rd Quarter.	In 4th Quarter.	During Year.
Guy's Hospital ... ..	216	178	215	182	791
Evelina Hospital ... ..	41	55	64	48	208
Bethlem Hospital ... ..	2	—	—	1	3
Royal Eye Hospital ... ..	—	1	1	—	2
Newington Workhouse ...	22	15	11	24	72
St. George's Workhouse	7	6	7	12	32
Christchurch Workhouse	2	2	1	3	8
Total ... ..	290	257	299	270	1116



**TABLE 7.**  
Births and Deaths Registered in the Sub-Districts of the Borough in 1904, with Ages at Death.

For the First Quarter of thirteen weeks ending 2nd April.																		
		Births.		Deaths.														
		Male.	Female.	Male.	Female.	0-	1-	5-	10-	15-	20-	25-	35-	45-	55-	65-	75-	85-
Christchurch	..	28	29	17	17	13	3	2	1	—	—	2	1	4	5	1	2	—
St. Saviour	...	62	42	142	113	53	36	6	6	9	11	32	36	27	23	13	3	—
Kent Road	...	80	105	40	45	25	18	1	2	2	3	5	8	5	5	7	3	1
St. George the Martyr,																		
West	...	156	177	90	96	64	45	5	1	2	—	7	12	9	21	11	6	3
Newington, North	...	521	516	262	238	173	76	7	5	6	7	19	31	39	48	41	43	5
Newington, South	...																	
Totals	...	847	869	551	509	328	178	21	15	19	21	65	88	84	102	73	57	9
For the Second Quarter of thirteen weeks ending 2nd July.																		
Christchurch	...	40	26	22	16	9	7	1	—	1	—	1	1	6	4	5	3	—
S. Saviour	...	42	59	129	98	44	49	4	6	8	7	22	31	31	11	10	4	—
Kent Road	...	78	96	39	37	20	30	2	—	—	2	2	2	5	5	3	4	1
St. George the Martyr,																		
West	...	146	164	106	80	56	64	10	3	2	2	5	8	10	12	8	6	—
Newington, North	...	189	199	78	46	41	32	3	1	1	2	2	8	4	13	8	8	1
Newington, South	...	299	269	123	101	61	49	7	1	4	4	9	19	16	17	25	10	2
Totals	...	794	813	497	378	231	231	27	11	16	17	41	69	72	62	59	35	4

For the Third Quarter of thirteen weeks ending 1st October.

	Births.		Deaths.		0-	1-	5-	10-	15-	20-	25-	35-	45-	55-	65-	75-	85-
	Male.	Female.	Male.	Female.													
Christchurch ...	36	42	15	10	4	5	—	1	—	1	2	2	—	4	4	2	—
St. Saviour ...	41	45	140	120	58	42	17	7	15	11	26	27	24	18	13	2	—
Kent Road ...	86	78	40	37	37	11	3	1	—	1	2	5	6	6	4	1	—
St. George the Martyr, West ...	161	132	111	78	100	34	5	3	1	1	5	14	8	5	9	2	2
Newington, North ...	211	197	88	81	78	25	2	1	1	1	6	8	18	13	11	4	1
Newington, South ...	318	298	117	108	116	16	5	1	3	3	7	14	15	15	17	10	3
Totals ...	853	792	511	434	393	133	32	14	20	18	48	70	71	61	58	21	6

For the Fourth Quarter of thirteen weeks ending 31st December.

Christchurch ...	25	26	17	19	9	2	—	—	—	1	1	4	4	3	4	8	—
St. Saviour ...	55	52	124	99	48	28	10	6	9	8	14	21	31	27	15	6	—
Kent Road ...	93	102	26	34	26	5	3	—	1	—	1	5	7	6	3	—	3
St. George the Martyr, West ...	148	131	83	80	47	35	6	1	1	3	5	7	22	15	15	6	—
Newington, North ...	194	197	86	72	59	20	1	3	3	2	5	9	19	17	15	3	2
Newington, South ...	274	292	120	106	61	13	3	4	1	4	10	15	18	18	40	32	7
Total ...	789	800	456	410	250	103	23	14	15	18	36	61	101	86	92	55	12
In 1st Quarter ...	847	869	551	509	328	178	21	15	19	21	65	88	84	102	73	57	9
In 2nd Quarter ...	794	813	497	378	231	231	27	11	16	17	41	69	72	62	59	35	4
In 3rd Quarter ...	853	792	511	434	393	133	32	14	20	18	48	70	71	61	58	21	6
In 4th Quarter ...	789	800	456	410	250	103	23	14	15	18	36	61	101	86	92	55	12
Totals ...	3283	3274	2015	1731	1202	645	103	54	70	74	190	288	328	311	282	168	31



TABLE 8.

Vital Statistics of Whole District during 1904 and Previous Years.

Name of District—BOROUGH OF SOUTHWARK.

Year.	Population estimated to Middle of each Year.	Births.		Total Deaths registered in the District.				Total Deaths in Public Institu- tions in the District.	Deaths of Non-residents regis- tered in Public Institutions in the District.	Deaths of Residents registered in Public Institutions beyond the District.	Nett Deaths at all Ages belonging to the District.	
		Num- ber.	Rate*	Under 1 Year of Age.		At all Ages.					Num- ber.	Rate*
				Num- ber.	Rate per 1000 Births registered.	Num- ber.	Rate*					
1.	2.	3.	4.	5.	6.	7.	8.	9.	10	11	12	13
1893												
1894												
1895												
1896												
1897												
1898												
1899												
1900	209,309	6979	33·3	1218	174	3652	17·4	728	263	1581	4970	23·7
1901	206,219	6875	33·3	1150	167	3600	17·4	770	482	1295	4413	21·4
1902	206,825	6897	33·3	1143	166	3765	18·2	900	570	1300	4495	21·7
1903	207,369	6717	32·3	1021	148	3240	15·6	913	584	1086	3742	18·1
Averages for years 1891-1900												
1904	207,937	6557	31·5	1202	183	3746	18·0	1116	710	1133	4169	20·0

\*Rates in Columns 4, 8 and 13 calculated per 1000 of estimated population.

Area of District in Acres (exclusive of area covered by water)...	...	1131·5
Total population at all ages	...	206,180
Number of inhabited houses	...	20,878
Average number of persons per house	...	9·8

At Census of 1901

I. Institutions within the District receiving sick and infirm persons from outside the District.	Guy's Hospital, Evelina Hospital, Bethlem Hospital, Royal Eye Hospital.
II. Institutions outside the District receiving sick and infirm persons from the District.	See page 10. (Outlying deaths, with localities)
III. Other Institutions, the deaths in which have been distributed among the several localities in the District.	Newington Workhouse, St. George's Workhouse, Christchurch Workhouse.

TABLE 9.

Deaths belonging to the Sanitary Area, with the Causes of Death and the Ages.

Causes of Death.	AGES.													All Ages	
	0-	1-	5-	10-	15-	20-	25-	35-	45-	55-	65-	75-	85-	M.	F.
Small Pox .....	...	...	...	...	...	...	...	...	...	...	...	...	...	...	...
(a) Vaccinated .....	...	...	...	...	...	...	...	...	...	1	...	...	...	1	...
(b) Unvaccinated .....	...	...	...	...	...	...	...	...	...	...	...	...	...	...	...
(c) No statement .....	...	...	...	...	...	...	...	...	...	...	...	...	...	...	...
Measles .....	46	142	2	...	...	...	...	1	...	...	...	...	...	104	87
Scarlet Fever .....	1	8	3	...	...	...	...	...	...	...	...	...	...	4	8
Typhus Fever .....	...	...	...	...	...	...	...	...	...	...	...	...	...	...	...
Epidemic Influenza .....	1	1	3	2	1	...	1	3	2	1	3	...	...	10	8
Whooping Cough .....	48	65	5	...	...	...	...	...	...	...	...	...	...	57	61
Diphtheria, Membranous Croup... ..	1	21	4	...	...	...	...	...	...	...	...	...	...	10	16
Enteric Fever .....	...	...	1	4	3	1	5	2	2	...	...	...	...	10	8
Diarrhœa, Dysentery .....	67	19	1	1	...	...	2	2	3	1	3	2	...	50	51
Epidemic or Zymotic Enteritis .....	158	18	...	...	...	...	...	...	1	2	2	...	...	94	87
Epidemic Cerebro-Spinal Fever ... ..	...	...	...	...	...	...	...	2	...	...	...	...	...	2	...
Hydrophobia .....	...	...	...	...	...	...	...	...	...	...	...	...	...	...	...
Glanders, Farcy .....	...	...	...	...	...	...	...	...	...	...	...	...	...	...	...
Tetanus .....	...	...	...	...	...	...	...	1	...	...	...	...	...	1	...
Anthrax, Splenic Fever .....	...	...	...	...	...	...	...	...	...	...	...	...	...	...	...
Cowpox, Accidents of Vaccination .....	...	...	...	...	...	...	...	...	...	...	...	...	...	...	...
Syphilis .....	14	1	...	...	...	...	...	1	1	1	...	...	...	13	5
Gonorrhœa .....	...	...	...	...	...	...	...	...	...	...	...	...	...	...	...
Phagædena .....	...	...	...	...	...	...	...	...	...	1	...	...	...	1	...
Erysipelas .....	5	1	...	...	1	1	...	...	3	2	2	2	1	11	7
Pyæmia, Septicæmia .....	3	2	...	...	...	1	4	2	2	1	...	...	...	7	8
Puerperal Fever .....	...	...	...	...	...	...	2	1	...	...	...	...	...	...	3
Infective Endocarditis .....	...	...	...	2	...	...	2	1	1	...	...	...	...	6	...
Carbuncle .....	...	...	...	...	...	...	...	...	...	1	...	1	...	1	1
Malarial Fever .....	...	...	...	...	...	...	...	...	...	...	...	...	...	...	...
Rheumatic Fever, Rheumatism of Heart .....	...	1	3	2	3	...	4	4	2	1	1	...	...	12	9
Parotitis .....	...	1	...	...	...	...	...	...	...	...	...	...	...	...	1
Tuberculosis, total :															
Tubercular Disease of Brain or Meninges, Acute Hydrocephalus .....	24	32	8	...	1	...	1	1	1	...	...	...	...	36	32
Laryngeal & Pulmonary Phthisis .....	6	19	8	4	20	32	85	136	105	62	17	4	1	322	177
Tabes Mesenterica, Tubercular Disease of Intestine .....	23	12	...	...	...	...	...	...	...	1	...	...	...	18	18
General Tuberculosis, Tubercular Disease of undefined position ... ..	10	18	6	1	...	...	1	3	2	...	...	1	...	24	18
Other Forms of Tuberculosis, Scrofula .....	...	1	...	...	...	...	1	...	1	1	2	...	...	2	4
Thrush .....	...	...	...	...	...	...	...	...	...	...	...	...	...	...	...
Actinomycosis .....	...	...	...	...	...	...	...	...	...	...	...	...	...	...	...
Hydatid Disease .....	...	...	...	...	1	...	1	...	...	...	...	...	...	2	...



TABLE 9.—Continued.

Causes of Death.	AGES.													All Ages	
	0-	1-	5-	10-	15-	20-	25-	35-	45-	55-	65-	75-	85-	M.	F.
Scurvy .....	...	...	...	...	...	...	...	...	...	...	...	...	...	...	...
Ptomaine Poisoning .....	...	...	...	...	...	...	...	...	...	...	1	...	...	1	...
Chronic Alcoholism .....	...	...	...	...	...	...	4	8	7	3	...	...	...	13	9
Acute Alcoholism, Delirium Tremens .....	...	...	...	...	...	...	...	3	1	...	...	...	...	4	...
Peripheral Neuritis .....	...	...	...	...	...	...	...	...	4	1	...	...	...	...	...
Lead Poisoning .....	...	...	...	...	...	...	...	...	...	...	...	...	...	...	...
Osteo-arthritis, Rheumatoid Arthritis .....	...	...	...	...	...	...	...	1	...	...	...	...	...	...	1
Gout.....	...	...	...	...	...	...	...	...	...	...	4	...	...	3	1
Cancer, Malignant Disease .....	...	...	1	...	2	...	6	18	50	52	41	18	2	83	107
Diabetes Mellitus .....	...	...	...	...	2	...	1	4	3	3	2	...	...	11	4
Purpura Hæmorrhagica .....	2	...	...	...	...	...	...	...	...	...	...	...	...	2	...
Hæmophilia .....	...	...	...	...	...	...	...	...	...	...	...	...	...	...	...
Anæmia, Leucocythæmia .....	...	...	...	...	...	1	1	2	...	1	2	...	...	3	4
Lymphadenoma, Hodgkin's Disease .....	...	...	...	...	...	...	...	...	...	...	...	...	...	...	...
Sarcoma .....	...	...	...	...	1	...	...	1	...	...	...	...	...	...	2
Premature Birth .....	155	...	...	...	...	...	...	...	...	...	...	...	...	95	60
Debility at Birth .....	41	1	1	...	...	...	...	...	...	...	...	...	...	27	16
Injury at Birth .....	2	...	...	...	...	...	...	...	...	...	...	...	...	1	1
Congenital Defects .....	26	1	...	...	...	...	...	...	...	...	...	...	...	16	11
Want of Breast Milk .....	2	...	...	...	...	...	...	...	...	...	...	...	...	1	1
Atrophy, Debility, Marasmus .....	121	7	...	...	...	...	...	1	...	...	...	...	...	67	62
Dentition .....	16	9	...	...	...	...	...	...	...	...	...	...	...	18	7
Rickets .....	6	12	...	...	...	...	...	...	...	...	...	...	...	13	5
Old Age, Senile Decay .....	...	...	...	...	...	...	...	...	...	6	42	81	27	66	90
Convulsions .....	45	5	1	...	1	...	...	...	...	...	...	...	...	32	20
Meningitis .....	18	12	1	1	1	1	1	...	...	3	1	...	...	26	13
Apoplexy.....	...	...	...	...	1	...	1	10	16	21	31	18	4	48	54
Softening of Brain .....	1	...	...	...	...	...	2	4	2	6	4	9	...	12	16
Hemiplegia, Brain Paralysis .....	...	...	...	...	...	1	1	1	2	2	7	...	...	4	10
Cerebral Abscess, &c. ....	...	...	...	...	...	1	...	1	...	...	...	...	...	1	1
Insanity, General Paralysis of Insane .....	...	...	...	1	...	...	9	8	13	3	...	1	...	27	8
Other forms of Insanity .....	...	...	...	...	...	...	...	...	...	1	1	...	...	1	1
Cerebral Tumour .....	...	1	1	...	1	...	1	...	1	...	...	...	...	4	1
Chorea.....	...	...	...	...	...	...	...	...	...	...	...	...	...	...	...
Epilepsy .....	...	1	...	2	...	1	2	1	2	...	2	...	...	6	5
Laryngismus Stridulus.....	...	...	...	...	...	...	...	...	...	...	...	...	...	...	...
Locomotor Ataxy .....	...	...	...	...	...	...	1	1	1	1	...	...	...	3	1
Paraplegia, Disease of Spinal Cord.....	...	...	...	1	1	1	...	...	1	1	3	...	...	3	5
Otitis, Otorrhœa .....	...	5	1	...	1	...	1	...	...	1	...	...	...	4	5
Epistaxis, Diseases of Nose.....	...	...	...	...	...	...	...	...	...	...	...	...	...	...	...
Ophthalmia, Disease of Eye .....	...	...	...	...	...	...	...	...	...	...	...	...	...	...	...



TABLE 9.—Continued.

Causes of Death.	AGES.														All Ages	
	0-	1-	5-	10-	15-	20-	25-	35-	45-	55-	65-	75-	85-	M.	F.	
Endocarditis, Valvular Diseases of the Heart .....	3	1	8	8	7	8	17	27	42	31	39	17	2	93	117	
Pericarditis.....	1	...	...	1	3	...	1	2	1	2	...	...	...	8	5	
Hypertrophy of Heart .....	...	...	...	...	...	...	...	...	1	...	...	1	...	1	1	
Angina Pectoris.....	...	...	...	...	...	...	...	...	...	1	...	1	...	1	1	
Aneurism .....	...	...	...	...	...	...	1	2	2	1	1	...	...	6	1	
Gangrene .....	...	...	...	...	...	...	...	...	...	5	3	2	1	8	3	
Embolism, Thrombosis .....	...	1	...	...	...	...	1	...	...	2	1	2	...	2	5	
Phlebitis .....	...	...	...	...	...	...	...	...	...	...	1	...	...	...	1	
Varicose Veins .....	...	...	...	...	...	...	...	...	...	...	...	...	...	...	...	
Fatty Degeneration of the Heart...	...	...	...	...	...	...	...	1	1	9	2	1	...	8	6	
Cardiac Dilatation.....	...	...	...	...	...	...	...	...	...	1	1	...	...	1	1	
Atheroma .....	...	...	...	...	...	...	...	...	2	1	...	3	...	3	3	
Other Diseases of Circulatory System.....	...	...	...	...	...	...	...	...	...	...	...	...	...	...	...	
Laryngitis .....	2	1	...	...	...	...	...	3	...	...	...	...	...	4	2	
Croup .....	1	1	...	...	...	...	...	...	...	...	...	...	...	2	...	
Other Diseases of Larynx and Trachea .....	...	...	...	...	...	...	...	...	...	...	...	...	...	...	...	
Acute Bronchitis .....	64	20	...	...	1	...	...	5	11	8	13	5	1	70	58	
Chronic Bronchitis .....	1	...	...	...	...	2	3	8	21	59	96	61	11	128	132	
Lobar, Croupous Pneumonia .....	11	14	1	1	2	...	8	12	16	18	4	5	...	61	31	
Lobular, Broncho-Pneumonia ...	83	77	5	1	...	...	2	4	4	10	4	2	1	101	94	
Pneumonia, form not stated .....	31	41	7	5	1	1	4	10	9	14	14	5	...	82	60	
Emphysema, Asthma .....	...	...	...	...	...	...	...	1	1	4	4	1	...	5	6	
Pleurisy, Empyema .....	1	...	1	1	...	...	...	...	...	...	1	1	...	2	3	
Sore Throat, Quinsy.....	...	5	...	...	...	...	...	...	...	...	...	...	...	5	...	
Diseases of Pharynx .....	...	2	...	1	...	...	...	...	...	...	2	...	...	4	1	
„ „ Esophagus.....	...	...	...	...	...	...	...	...	1	...	...	...	...	1	...	
Ulcer of Stomach and Duodenum .....	...	1	...	...	...	2	2	3	5	2	3	...	...	8	10	
Other Diseases of Stomach .....	...	...	...	...	...	...	...	...	...	...	1	...	...	...	1	
Enteritis .....	31	16	2	...	...	...	1	1	1	3	2	1	...	41	17	
Appendicitis .....	...	1	3	1	4	2	2	1	...	1	...	...	...	8	7	
Obstruction of Intestine .....	6	1	1	...	...	2	...	1	2	5	7	4	...	13	16	
Other Diseases of Intestine.....	...	...	1	...	...	...	...	1	...	...	...	...	...	...	2	
Cirrhosis of Liver .....	1	...	...	...	...	...	2	4	10	11	3	2	...	19	14	
Other Diseases of Liver .....	...	...	...	...	...	...	1	1	1	1	...	...	...	...	4	
Peritonitis .....	2	1	...	2	...	...	1	2	...	...	...	...	...	1	7	
Pancreatitis .....	...	...	...	...	...	...	...	...	...	...	...	...	...	...	...	
Myxœdema .....	...	...	...	...	...	...	...	2	...	...	...	...	...	...	2	
Mediastinal Tumour.....	...	...	...	...	...	...	...	...	...	...	...	...	...	...	...	
Diseases of Lymphatic System ...	...	...	...	...	...	...	...	...	...	...	...	...	...	...	...	
Acute Nephritis.....	...	2	1	1	1	...	1	2	4	1	1	...	...	9	5	
Bright's Disease, Albuminuria ...	...	1	1	1	2	5	7	14	28	38	31	14	...	83	59	
Calculus .....	...	...	...	...	...	...	2	...	...	...	...	...	...	2	...	
Diseases of Bladder or Prostate ...	...	...	...	...	...	...	...	...	1	2	4	...	...	6	1	
Pyelitis .....	...	...	...	...	...	...	...	...	...	...	...	...	...	...	...	
Hydronephrosis .....	...	...	...	...	...	...	...	...	...	...	...	...	...	...	...	



TABLE 9.—Continued.

Causes of Death.	AGES.														All Ages	
	0-	1-	5-	10-	15-	20-	25-	35-	45-	55-	65-	75-	85-	M.	F.	
Disease of Testis and Penis.....	1	...	1	...	...	...	1	...	1	...	...	...	...	4	...	
Diseases of Vagina and External Organs.....	...	...	...	...	...	...	...	4	...	2	1	1	...	...	8	
Diseases of Ovaries, Uterus, &c....	...	...	...	...	...	...	...	...	...	...	...	...	...	...	...	
Diseases of Breast .....	...	...	...	...	...	...	...	...	...	...	...	...	...	...	...	
Abortion, Miscarriage .....	...	...	...	...	...	...	...	...	...	...	...	...	...	...	...	
Puerperal Mania .....	...	...	...	...	...	...	...	...	...	...	...	...	...	...	1	
Puerperal Convulsions.....	...	...	...	...	1	...	...	...	...	...	...	...	...	...	2	
Placenta Prævia, Flooding .....	...	...	...	...	...	...	1	1	...	...	...	...	...	...	...	
Puerperal Thrombosis .....	...	...	...	...	...	...	...	...	...	...	...	...	...	...	...	
Other and Undefined Accidents of Childbirth .....	...	...	...	...	...	...	...	1	...	...	...	...	...	...	1	
Arthritis, Ostitis, Periostitis .....	...	1	...	...	...	...	...	...	1	2	2	...	...	4	2	
Other and Undefined Diseases of Organs of Locomotion .....	...	...	...	...	...	...	...	...	...	...	...	...	...	...	...	
Ulcer, Bedsore .....	...	...	...	...	...	...	...	...	...	...	...	...	...	...	...	
Eczema .....	...	...	...	...	...	...	...	...	...	...	...	...	...	...	...	
Pemphigus .....	...	...	...	...	...	...	...	...	...	...	...	...	...	...	...	
Other and Undefined Diseases of Integumentary System.....	...	...	...	...	...	...	...	...	...	...	...	...	...	...	...	
Deaths from External causes (total) :—																
By Accident or negligence .....	...	...	...	...	...	...	...	1	...	...	...	...	...	...	1	
On Railways .....	...	...	...	...	...	...	...	1	...	...	...	...	...	...	2	
By Vehicular Traffic.....	...	2	1	1	1	1	3	3	3	1	1	...	...	15	...	
„ Machinery.....	...	...	...	...	...	...	...	...	...	...	...	...	...	...	...	
In Building operations .....	...	...	...	...	...	...	...	...	...	...	...	...	...	...	...	
„ Conflagrations... ..	...	...	...	...	...	...	...	...	...	...	...	...	...	...	...	
By Burns, Scalds, Explosions...	1	9	1	...	1	...	...	...	...	...	...	...	...	7	5	
„ Weapons and Implements...	...	...	...	1	...	...	...	...	1	1	...	...	...	2	1	
Poisons or Poisonous Vapours .....	...	...	...	...	...	...	...	...	...	...	...	...	...	...	...	
Surgical Narcosis .....	...	...	...	...	...	...	1	...	...	1	...	...	...	1	1	
Corrosion by Chemicals .....	...	...	...	...	...	...	...	...	...	...	...	...	...	...	...	
By Drowning .....	...	...	2	...	1	...	1	2	2	2	...	...	...	8	2	
„ Suffocation (overlaid in Bed)	53	...	...	...	...	...	...	...	...	...	...	...	...	26	27	
„ „ otherwise.....	4	...	...	...	...	...	...	...	...	...	...	...	...	1	3	
Falls, not specified .....	...	1	...	...	1	2	4	...	3	3	2	4	1	14	7	
Neglect at Birth .....	3	...	...	...	...	...	...	...	...	...	...	...	...	1	2	
Personal neglect .....	...	...	...	...	...	...	...	...	...	...	...	...	...	...	...	
By Weather Agencies .....	...	...	...	...	...	...	...	...	...	...	...	...	...	...	...	
Otherwise and not stated.....	1	...	...	...	...	...	...	1	...	...	...	...	...	2	...	
Homicide.....	...	...	...	...	...	1	...	1	...	...	...	...	...	1	1	
Execution .....	...	...	...	...	...	...	...	...	...	...	...	...	...	...	...	
SUICIDE, in all forms—																
By Poison .....	...	...	...	...	...	1	2	2	5	2	...	...	...	9	3	
„ Asphyxia .....	...	...	...	...	...	...	...	...	...	...	...	...	...	...	...	
„ Hanging and strangulation .....	...	...	...	...	...	...	...	2	...	1	1	...	...	4	...	
„ Drowning .....	...	...	...	...	...	1	...	...	1	1	...	...	...	2	1	
„ Wounds—Shooting .....	...	...	...	...	...	...	...	...	...	1	...	...	...	1	...	
„ „ other weapons .....	...	...	...	...	...	...	2	1	...	2	...	...	...	4	1	
„ Other methods.....	...	...	...	...	...	...	1	...	...	...	...	...	...	...	1	
Sudden Death (cause not ascertained) .....	...	...	...	...	...	...	...	...	...	...	...	...	...	...	...	
Other Ill-defined and Not Specified Causes .....	...	...	...	...	...	...	...	...	...	...	...	...	...	...	...	

**TABLE 10.**  
**Cases of Infectious Diseases notified during the Year 1904.**      *Name of District: Borough of Southwark.*

Disease.	Cases notified in whole District.														Total Cases notified in each locality.										Number of cases removed to Hospital from each locality.															
	At ages—Years.														Sex.		At all ages.	St. Mary's Ward.	St. Paul's Ward.	St. Peter's Ward.	St. John's Ward.	Trinity Ward.	All Saints' Ward.	St. Michael's Ward.	St. Jude's Ward.	St. George's Ward.	Christchurch Ward.	St. Saviour's Ward.	St. Mary's Ward.	St. Paul's Ward.	St. Peter's Ward.	St. John's Ward.	Trinity Ward.	All Saint's Ward.	St. Michael's Ward.	St. Jude's Ward.	St. George's Ward.	Christchurch Ward.	St. Saviour's Ward.	Total.
	0-	1-	5-	10-	15-	20-	25-	35-	45-	55-	65-	75-	85-	Male.	Female.																									
Small-Pox ...	1	1	1	3	6	4	3	4	2	2	1	...	...	13	15	28	4	...	2	3	1	2	1	3	6	5	1	3	..	2	2	1	2	2	3	6	5	1	27	
Scarlet Fever ...	9	126	173	51	31	11	12	2	...	...	...	...	...	192	223	415	79	34	31	32	22	23	36	67	41	27	23	76	31	29	29	22	23	33	62	39	25	19	388	
Enteric Fever ...	1	1	10	27	13	13	11	9	6	1	...	...	...	49	43	92	10	11	5	20	10	3	13	5	3	7	5	9	7	4	16	7	2	13	5	3	6	5	77	
Diphtheria ...	6	131	66	31	17	8	7	5	...	1	...	...	...	123	149	272	28	18	47	22	15	23	23	18	30	21	27	22	17	47	20	13	20	22	17	28	19	28	253	
Memb. Croup ...	...	7	2	...	...	...	...	...	...	...	...	...	...	5	4	9	2	...	...	3	...	1	1	1	...	1	...	2	...	...	2	...	...	...	...	...	...	...	4	
Erysipelas ...	14	18	20	10	26	21	37	46	50	27	20	7	2	131	167	298	32	35	36	46	22	23	23	31	23	14	13	...	...	...	...	...	...	...	...	...	...	...	...	
Puerperal Fever	...	...	...	...	1	2	8	1	...	...	...	...	...	...	12	12	1	2	1	1	1	...	1	...	2	2	1	1	2	...	...	...	...	...	...	1	...	1	2	7
Chicken-Pox ...	46	220	144	13	4	4	1	...	...	...	...	...	...	210	222	432	60	60	37	32	42	48	28	15	62	24	24	...	...	...	...	...	...	...	...	...	...	...	...	
Phthisis ...	3	7	4	3	13	25	79	96	60	26	6	1	...	213	110	323	52	30	32	64	5	37	56	14	21	8	4	...	...	...	...	...	...	...	...	...	...	...	...	
Relapsing Fever	...	...	...	...	...	...	...	...	...	...	...	...	...	...	...	...	...	...	...	...	...	...	...	...	...	...	...	...	...	...	...	...	...	...	...	...	...	...	...	
Continued Fever	...	...	...	...	...	...	...	...	...	...	...	...	...	...	...	...	...	...	...	...	...	...	...	...	...	...	...	...	...	...	...	...	...	...	...	...	...	...	...	
Typhus Fever ...	...	...	...	...	...	...	...	...	...	...	...	...	...	...	...	...	...	...	...	...	...	...	...	...	...	...	...	...	...	...	...	...	...	...	...	...	...	...	...	
TOTALS ...	80	511	420	138	111	88	158	163	118	57	27	8	2	936	945	1881	268	190	191	223	118	160	182	154	188	109	98	113	57	82	69	43	47	70	88	76	53	55	756	



TABLE

## Vital Statistics of Separate Localities in 1904 and previous years.

NAMES OF LOCALITIES.	1. ST. MARY'S WARD.				2. ST. PAUL'S WARD.				3. ST. PETER'S WARD.			
	Population esti- mated to middle of each year.	Births registered.	Deaths at all ages.	Deaths under 1 year.	Population esti- mated to middle of each year.	Births registered.	Deaths at all ages.	Deaths under 1 year.	Population esti- mated to middle of each year.	Births registered.	Deaths at all ages.	Deaths under 1 year.
YEAR.												
1896 ...	20,594	...	442	131	20,548	...	360	101	29,874	...	630	206
1897 ...	21,094	...	465	134	20,548	...	382	81	29,874	...	653	194
1898 ...	21,296	...	453	124	20,738	...	364	82	30,074	...	584	166
1899 ...	21,464	...	548	146	20,905	...	401	101	19,362	...	482	133
1900 ...	21,626	...	461	115	21,067	...	423	75	19,524	...	453	120
1901 ...	21,691	...	472	126	21,011	...	378	96	19,103	...	400	110
1902 ...	21,760	...	437	109	21,076	...	350	72	19,163	...	384	99
1903 ...	21,819	...	354	89	21,132	...	295	68	19,214	...	354	104
Averages of Years 1896 to 1903	21,418	...	454	121	20,878	...	369	84	23,273	...	492	141
1904 ...	21,890	...	416	123	21,192	...	338	70	19,214	...	326	94

NAMES OF LOCALITIES.	7. ST. MICHAEL'S.				8. ST. JUDE'S.				9. ST. GEORGE'S WARD.			
	Population esti- mated to middle of each year.	Births registered.	Deaths at all ages.	Deaths under 1 year.	Population esti- mated to middle of each year.	Births registered.	Deaths at all ages.	Deaths under 1 year.	Population esti- mated to middle of each year.	Births registered.	Deaths at all ages.	Deaths under 1 year.
YEAR.												
1896 ...	...	...	...	...	...	...	...	...	...	...	...	...
1897 ...	...	...	...	...	...	...	...	...	...	...	...	...
1898 ...	...	...	...	...	...	...	...	...	...	...	...	...
1899 ...	...	...	...	...	...	...	...	...	...	...	...	...
1900 ...	...	...	...	...	...	...	...	...	...	...	...	...
1901 ...	24,850	...	567	148	15,008	...	288	65	21,140	...	498	142
1902 ...	24,927	...	634	183	15,055	...	309	86	21,205	...	525	155
1903 ...	24,994	...	497	135	15,088	...	260	55	21,261	...	388	113
Averages of Years 1901 to 1903	24,923	...	566	155	15,050	...	285	68	21,202	...	470	136
1904 ...	25,062	...	534	135	15,129	...	289	75	21,327	...	497	147

\*NOTE.—In 1899 the two Wards of St. Peter and St. John were divided into three Sanitary Districts, St. Peter's, St. John's and All Saints'.

The Registrar-General had up to 1904 refused to give information as to the locality of the births, and therefore I am unable to give the number of births in each Ward for this and the preceding years. The births in each ward will, however be shown in my future Reports.

11.

## Name of District BOROUGH OF SOUTHWARK.

4. ST. JOHN'S WARD.				5. TRINITY WARD.				6. ALL SAINTS WARD.			
Population esti- mated to middle of each year.	Births registered.	Deaths at all ages.	Deaths under 1 year.	Population esti- mated to middle of each year.	Births registered.	Deaths at all ages.	Deaths under 1 year.	Population esti- mated to middle of each year.	Births registered.	Deaths at all ages.	Deaths under 1 year.
1896 ...	...	701	251	18,145	...	394	120	†[See Note]	...	...	...
1897 ...	...	736	236	18,645	...	352	106	...	...	...	...
1898 ...	...	732	237	18,845	...	387	112	...	...	...	...
1899 ...	...	590	155	18,997	...	398	102	20,890	...	550	157
1900 ...	...	490	138	19,159	...	411	108	21,052	...	489	161
1901 ...	...	492	150	17,831	...	374	80	20,108	...	429	114
1902 ...	...	489	147	17,888	...	374	79	20,171	...	466	120
1903 ...	...	427	125	17,936	...	326	69	20,224	...	403	137
1904 ...	...	467	141	17,996	...	352	107	20,292	...	441	123

10. CHRISTCHURCH WARD.				11. ST. SAVIOUR'S WARD.			
Population esti- mated to middle of each year.	Births registered.	Deaths at all ages.	Deaths under 1 year.	Population esti- mated to middle of each year.	Births registered.	Deaths at all ages.	Deaths under 1 year.
1896 ...	...	...	...	...	...	...	...
1897 ...	...	...	...	...	...	...	...
1898 ...	12,975	383	64	11,644	356	66	...
1899 ...	12,758	325	54	11,449	368	60	...
1900 ...	11,232	344	54	12,056	361	70	...
1901 ...	11,263	295	61	12,056	406	61	...
1902 ...	11,298	259	45	12,094	427	49	...
1903 ...	11,328	275	44	12,126	429	54	...
1904 ...	†11,809	313	53	11,904	391	60	...

† Average years, 1899-1903.

‡ Average years, 1898-1903.






TABLE 12.

## Cases of Infectious Disease

Notified to the Medical Officer of Health for the Borough of Southwark, during the year 1904, occurring in the several Wards:—

WARD.	Small-pox.	Scarlet Fever.	Enteric Fever.	Diphtheria.	Erysipelas.	Puerperal Fever.	Memb. Croup.	Chicken-pox.	Relapsing Fever.	Phthisis.	Total.
St. Mary ...	4	79	10	28	32	1	2	60	—	52	268
St. Paul ...	—	34	11	18	35	2	—	60	—	30	190
St. Peter ...	2	31	5	47	36	1	—	37	—	32	191
St. John ...	3	32	20	22	46	1	3	32	—	64	223
Trinity ...	1	22	10	15	22	1	—	42	—	5	118
All Saints ...	2	23	3	23	23	—	1	48	—	37	160
St. Michael ...	1	36	13	23	23	1	1	28	—	56	182
St. Jude ...	3	67	5	18	31	—	1	15	—	14	154
St. George ...	6	41	3	30	23	2	—	62	—	21	188
Christchurch ...	5	27	7	21	14	2	1	24	—	8	109
St. Saviour ...	1	23	5	27	13	1	—	24	—	4	98
TOTAL ...	28	415	92	272	298	12	9	432	—	323	1881

TABLE 13.

Deaths in the Sanitary Area from the Principal Zymotic Diseases in the Various Wards for 1904.

WARD.	Small Pox.	Measles.	Scarlet Fever.	Diph- theria.	Whooping Cough.	Enteric Fever.	Diarr- hæa.	Phthisis.	Pneumonia & Bronchitis.	Heart Disease.
St. Mary... ..	—	10	1	2	16	3	27	57	67	25
St. Paul ... ..	—	7	2	2	7	2	9	36	66	15
St. Peter... ..	—	15	—	2	8	—	20	24	69	22
St. John ... ..	—	15	1	4	15	2	36	53	111	28
Trinity ... ..	—	14	—	—	9	2	26	39	75	26
All Saints ... ..	—	18	2	2	14	2	33	48	99	31
St. Michael ... ..	—	39	—	3	19	3	38	77	105	33
St. Jude ... ..	—	9	2	—	4	3	15	40	55	27
St. George ... ..	—	43	—	4	18	—	45	50	88	31
Christchurch ... ..	1	6	3	4	5	—	10	36	47	19
St. Saviour ... ..	—	15	1	3	3	1	23	29	51	16
Total for whole Borough	1	191	12	26	118	18	282	489	833	273



TABLE 14.

The total number of Deaths in the Sanitary Area with the Ages, apportioned to the several Wards, and the Death-rate in each Ward for 1904.

WARD.	Total.	Male.	Female.	Rate per 1000.	AGES—YEARS.													
					0-	1-	5-	10-	15-	20-	25-	35-	45-	55-	65-	75-	85-	
St. Mary ... ..	416	229	187	19·0	123	50	9	3	7	8	36	45	31	39	34	26	5	
St. Paul ... ..	338	183	155	15·9	70	31	9	7	3	7	20	30	43	34	41	35	8	
St. Peter ... ..	326	167	159	16·9	94	42	1	6	5	6	11	20	33	36	33	30	9	
St. John ... ..	467	256	211	20·9	141	82	9	6	5	8	22	33	34	56	34	34	3	
Trinity ... ..	352	216	136	19·0	107	36	4	4	11	4	11	27	49	31	41	24	3	
All Saints ... ..	441	241	200	21·7	123	70	9	3	7	5	20	34	35	42	60	26	7	
St. Michael ... ..	534	298	236	21·3	135	97	14	4	5	7	29	47	54	62	55	19	6	
St. Jude ... ..	289	149	140	19·1	75	40	2	4	6	4	12	24	37	29	35	20	1	
St. George ... ..	497	273	224	23·3	147	98	16	4	8	11	15	41	44	44	44	20	5	
Christchurch ... ..	240	143	97	21·1	46	26	6	3	3	5	17	28	30	35	20	19	2	
St. Saviour ... ..	269	130	139	22·1	82	43	7	2	7	4	19	21	20	22	21	18	3	
Total ... ..	4169	2285	1884	20·0	1143	615	86	46	67	69	212	350	410	430	418	271	52	

**TABLE 15.**  
**Cases of Infectious Disease**

Notified to the Medical Officer of Health for Southwark, during each week of the  
year 1904.

Week Ending.	Small Pox	Scarlet Fever.	Enteric Fever.	Diphtheria.	Erysipelas.	Puerperal Fever.	Membranous Croup.	Chicken- Pox.	Phthisis.	Relapsing Fever.	Total.
January 9	4	11	...	7	4	...	...	...	7	...	33
" 16	...	8	2	9	4	...	1	...	6	...	30
" 23	...	3	4	8	3	...	...	...	10	...	28
" 30	...	4	2	6	3	...	...	...	5	...	20
February 6	1	6	1	3	5	...	1	...	3	...	20
" 13	...	5	1	2	7	...	1	...	7	...	23
" 20	1	5	5	7	2	...	...	...	4	...	24
" 27	...	1	3	5	4	1	...	...	7	...	21
March 5	...	6	1	3	5	...	...	...	5	...	20
" 12	2	14	1	6	4	...	...	...	7	...	34
" 19	...	7	1	2	5	1	...	...	10	...	26
" 26	5	7	1	4	4	...	1	...	1	...	23
April 2	1	7	2	6	2	1	...	...	9	...	28
" 9	...	3	2	1	1	...	...	11	6	...	24
" 16	...	8	2	7	8	...	...	22	7	...	54
" 23	...	10	...	10	6	...	1	19	9	...	55
" 30	...	14	...	7	5	...	...	25	5	...	56
May 7	3	6	1	3	3	...	1	19	9	...	45
" 14	3	4	...	4	4	...	...	12	8	...	35
" 21	1	14	...	5	4	...	...	30	3	...	57
" 28	3	6	...	...	10	...	...	13	1	...	33
June 4	1	4	...	1	2	...	1	27	8	...	44
" 11	...	8	...	6	2	...	...	16	6	...	38
" 18	...	7	1	5	9	...	...	23	6	...	51
" 25	2	5	...	3	4	...	...	18	2	...	34
July 2	1	3	...	5	6	...	...	19	6	...	40
" 9	...	12	4	7	7	2	...	24	5	...	61
" 16	...	7	2	3	8	...	...	20	5	...	45
" 23	...	5	2	7	9	1	...	18	8	...	50
" 30	...	13	...	10	7	2	...	11	9	...	52
August 6	...	4	...	4	4	...	...	7	5	...	24
" 13	...	7	3	4	4	...	...	9	8	...	35
" 20	...	8	...	6	5	...	...	8	4	...	31
" 27	...	21	2	6	5	...	...	2	7	...	43
Septemb. 3	...	11	2	10	7	...	1	5	8	...	44
" 10	...	12	4	3	5	...	...	5	9	...	38
" 17	...	20	2	5	6	...	...	4	6	...	43
" 24	...	9	3	1	7	1	1	4	10	...	36
October 1	...	10	5	3	6	...	...	9	4	...	37
" 8	...	10	4	4	5	...	...	7	7	...	37
" 15	...	11	5	6	6	...	...	9	9	...	46
" 22	...	2	3	4	4	1	...	11	7	...	32
" 29	...	4	2	5	23	...	...	6	8	...	48
Novemb. 5	...	17	4	6	9	...	...	17	6	...	59
" 12	...	4	1	4	9	...	...	2	7	...	27
" 19	...	10	4	2	9	...	...	...	9	...	34
" 26	...	6	2	4	8	...	...	...	8	...	28
Decemb. 3	...	6	1	7	6	1	...	...	3	...	24
" 10	...	6	1	6	3	...	...	...	4	...	20
" 17	...	8	3	5	6	...	...	...	2	...	24
" 24	...	7	3	10	6	...	...	...	2	...	28
" 31	...	9	...	15	8	1	...	...	6	...	39
Total ...	28	415	92	272	298	12	9	432	323	...	1881



TABLE 16.

Analysis of Cases belonging to Newington treated in Hospitals and at Home for Eight Years, and also to the Borough of Southwark for Four Years.

YEAR.	SMALL POX.							SCARLET FEVER.							DIPHTHERIA AND MEMBRANOUS CROUP.							ENTERIC FEVER.						
	Total number of Cases notified.	Cases removed to Hospital.	Died in Hospital.	Percentage of Deaths.	Cases Treated at Home.	Died at Home.	Percentage of Deaths.	Total number of Cases notified.	Cases removed to Hospital.	Died in Hospital.	Percentage of Deaths.	Cases Treated at Home.	Died at Home.	Percentage of Deaths.	Total number of Cases notified.	Cases removed to Hospital.	Died in Hospital.	Percentage of Deaths.	Cases Treated at Home.	Died at Home.	Percentage of Deaths.	Total number of Cases notified.	Cases removed to Hospital.	Died in Hospital.	Percentage of Deaths.	Cases Treated at Home.	Died at Home.	Percentage of Deaths.
1893	60	58	6	10.3	2	...	...	1080	332	23	6.9	748	28	3.7	468	82	21	25.6	386	72	18.6	65	19	2	10.5	46	11	23.9
1894	15	15	2	13.3	...	...	...	550	301	9	2.9	249	10	4.0	319	84	13	15.4	235	48	20.4	83	35	3	8.5	48	11	22.9
1895	19	19	4	21.0	...	...	...	414	177	11	6.2	237	5	2.0	278	90	12	13.0	188	40	21.3	87	40	2	5.0	47	13	27.0
1896	3	3	1	33.3	...	...	...	666	362	18	4.9	304	11	3.6	399	158	25	15.8	241	46	19.0	89	20	3	15.0	69	15	21.7
1897	...	...	...	...	...	...	...	769	537	27	5.0	232	6	2.5	331	207	35	16.9	124	30	24.2	79	40	2	5.0	39	7	17.9
1898	...	...	...	...	...	...	...	617	488	19	3.9	129	5	3.9	459	376	57	15.1	83	15	18.0	90	60	6	10.0	30	4	13.3
1899	...	...	...	...	...	...	...	509	448	11	2.4	61	2	3.2	728	633	78	12.3	95	26	27.3	111	77	12	15.6	34	11	32.3
1900	1	...	...	...	1	...	...	356	316	9	2.8	40	2	5.0	447	395	58	14.7	52	12	23.1	101	80	13	16.2	21	8	38.1
1901	89	89	14	15.7	...	...	...	1301	1188	51	4.3	113	3	2.6	558	484	42	8.6	74	11	14.8	135	120	14	11.6	15	4	26.6
1902	518	513	74	14.4	5	4	80.0	1098	1046	39	3.7	52	3	5.7	539	500	50	10.0	39	13	33.3	193	179	20	11.1	14	3	21.4
1903	40	39	...	...	1	...	...	512	493	18	3.6	19	...	...	354	333	19	5.7	21	4	19.0	122	105	19	19.0	17	3	17.6
1904	28	27	1	3.7	1	...	...	415	388	11	2.8	27	1	3.7	281	257	18	7.0	24	8	33.3	92	77	13	16.8	15	5	33.3






TABLE 17.

Analysis of Sickness and Mortality Statistics in London during the Year 1904.

CITIES AND BOROUGHES.	Estimated population in the middle of 1904.	NOTIFIED CASES OF INFECTIOUS DISEASE.										DEATHS FROM PRINCIPAL INFECTIOUS DISEASES.															
		Small-pox.	Scarlet Fever.	Diphtheria.*	Typhus Fever.	Enteric Fever.	Other continued fevers.	Puerperal Fever.	Erysipelas.	Cholera.	Total.	Annual rate per 1000 persons living.	Small-pox.	Measles.	Scarlet Fever.	Diphtheria.*	Whooping-cough.	Typhus Fever.	Enteric Fever.	Other continued Fever.	Diarrhoea.	Total.	Annual rate per 1000 persons living.	Deaths from all causes.	Death-rate per 1000 living.	Deaths of Infants under one year to 1000 births.	
LONDON .....	4,648,950	491	13,438	7220	3	1896	27	273	4947	28,295	6.1	25	2256	365	723	1495	...	286	6	4750	9906	2.14	74,555	16.1	144		
West Districts—																											
Paddington .....	146,975	4	363	143	...	48	...	10	117	...	685	4.7	2	40	10	19	16	...	10	...	132	229	1.56	2017	13.8	136	
Kensington .....	179,236	3	267	187	...	47	3	11	141	...	659	3.7	1	68	5	17	19	...	6	1	139	256	1.45	2558	14.3	150	
Hammersmith .....	117,412	...	285	204	...	39	1	12	123	...	664	5.7	...	106	6	22	36	...	5	...	121	296	2.53	1840	15.7	152	
Fulham .....	152,482	...	295	300	...	39	...	8	180	...	772	5.1	...	64	4	23	58	...	6	...	224	379	2.49	2346	15.4	153	
Chelsea .....	74,329	...	108	61	...	13	...	7	45	...	234	3.2	...	25	6	5	26	...	2	...	46	110	1.49	1225	16.5	156	
City of Westminster.....	177,321	6	313	145	1	51	2	5	126	...	649	3.7	...	23	9	7	18	...	10	2	84	153	0.87	2396	13.5	125	
North Districts—																											
Marylebone .....	130,337	8	295	118	...	50	...	3	187	...	661	5.1	...	50	9	14	13	...	3	...	108	197	1.51	2109	16.2	94	
Hampstead .....	86,663	1	169	58	...	27	1	6	56	...	318	3.7	...	17	2	4	8	...	5	...	21	57	0.66	884	10.2	113	
St. Pancras .....	235,936	7	848	349	...	136	...	10	258	...	1608	6.8	...	127	27	38	82	...	17	...	183	474	2.01	4102	17.4	150	
Islington .....	341,044	18	1150	347	1	128	...	24	280	...	1948	5.7	1	181	35	29	84	...	18	...	248	596	1.75	5243	15.4	129	
Stoke Newington .....	52,445	8	154	61	...	14	...	3	53	...	293	5.6	...	7	3	8	12	...	3	...	26	59	1.13	697	13.3	114	
Hackney.....	226,266	13	858	571	...	185	3	23	266	...	1919	8.5	...	76	20	55	55	...	26	...	249	481	2.13	3366	14.9	142	
Central Districts—																											
Holborn .....	57,161	6	98	46	...	41	...	7	76	...	274	4.8	2	42	...	4	9	...	4	...	41	102	1.80	1054	18.5	109	
Finsbury.....	98,958	15	330	146	...	46	...	5	106	...	648	6.6	3	58	17	16	28	...	9	...	123	254	2.57	2100	21.3	140	
City of London.....	23,482	2	32	40	...	14	...	...	21	...	109	4.7	...	...	1	2	7	...	...	...	4	14	0.60	390	16.7	104	
East Districts—																											
Shoreditch .....	117,033	14	343	188	...	48	1	5	178	...	777	6.7	2	81	13	18	63	...	8	...	189	374	3.20	2378	20.4	188	
Bethnal Green .....	130,207	126	661	425	...	58	4	12	224	...	1510	11.6	7	90	18	47	52	...	6	1	162	383	2.95	2500	19.3	157	
Stepney .....	303,791	90	1258	821	1	198	...	15	470	...	2853	9.4	3	174	33	90	126	...	30	...	403	859	2.84	5876	19.4	155	
Poplar .....	169,905	42	547	670	...	93	...	15	204	...	1571	9.3	3	91	24	84	81	...	13	...	272	568	3.35	3149	18.6	154	
South Districts—																											
Southwark .....	207,937	28	415	281	...	92	...	12	298	...	1126	5.4	1	191	12	26	118	...	18	1	282	649	3.13	4169	20.1	174	
Bermondsey .....	129,397	19	454	193	...	73	1	5	186	...	931	7.2	...	136	18	16	69	...	16	1	200	456	3.52	2582	20.0	172	
Lambeth .....	310,359	28	658	326	...	100	4	16	248	...	1380	4.5	...	164	16	34	109	...	11	...	316	650	2.10	4884	15.8	138	
Battersea .....	175,465	7	385	227	...	63	2	7	161	...	852	4.9	...	59	10	14	59	...	13	...	198	353	2.02	2541	14.5	147	
Wandsworth .....	257,448	6	772	404	...	71	3	14	270	...	1540	6.0	...	106	14	42	50	...	11	...	225	448	1.73	3435	13.4	122	
Camberwell .....	268,384	19	956	270	...	78	1	13	327	...	1664	6.2	...	110	17	21	99	...	16	...	246	509	1.90	3992	14.9	144	
Deptford .....	113,509	11	405	196	...	30	...	10	151	...	803	7.1	...	76	10	16	49	...	3	...	124	278	2.46	1823	16.1	145	
Greenwich .....	101,651	1	213	152	...	49	...	2	86	...	503	5.0	...	40	3	11	56	...	9	...	110	229	2.26	1455	14.4	142	
Lewisham .....	140,401	...	337	130	...	29	...	8	83	...	587	4.2	...	25	7	12	37	...	2	...	115	198	1.41	1681	12.0	123	
Woolwich .....	123,416	8	468	161	...	27	1	5	75	...	745	6.1	...	29	16	29	56	...	6	...	159	295	2.40	1763	14.3	135	
Port of London.....	...	1	1	...	...	9	...	...	1	...	12	...	...	—	...	...	...	...	...	...	...	...	...	...	...	...	

\* Including

Membranous Croup.




TABLE 18.

ZYMOTIC MORTALITY FOR THE SANITARY AREA,  
showing the localities where the deaths occurred.

LOCALITY.	Small Pox.	Measles.	Scarlet Fever.	Diphtheria.	Whooping Cough.	Typhus Fever.	Enteric Fever.	Diarrhæa.	Total.
The Borough ...	...	155	1	8	98	...	5	197	464
Asylums Board Hos.	1	2	11	8	...	...	8	...	30
Evelina Hospital ...	...	1	...	1	11	...	...	27	40
Guy's Hospital ...	...	9	...	5	3	...	2	19	38
Throat Hos., Golden Square	..	...	...	1	...	...	...	...	1
Charing Cross Hos.	...	...	...	...	1	...	...	1	2
St. Bartholomew's Hospital	...	...	...	...	...	...	1	...	1
St. Thomas's Hos....	...	...	...	2	1	...	2	12	17
Newington Workhse.	...	2	...	...	...	...	...	3	5
St. George's Wrkhse.	...	...	...	...	...	...	...	1	1
Belgrave Hospital...	...	...	...	...	...	...	...	1	1
London Hospital ...	...	...	...	...	...	...	...	1	1
Children's Hospital, Gt. Ormonde St.	...	...	...	1	...	...	...	...	1
Lambeth Infirmary .	...	...	...	...	1	...	...	2	3
Southwark Infirmary	...	22	...	...	3	...	...	17	42
Caterham Asylum...	...	...	...	...	...	...	...	1	1
TOTAL ...	1	191	12	26	118	...	18	282	648



## SCARLET FEVER.

The deaths from Scarlet Fever were 12 in the Borough during 1904, as against 18 for the year 1903.

The total number of cases notified was 415 this year, as against 512 for last year.

The percentage of deaths to the total cases notified was 2·9.

The annual mortality per 1,000 living was 0·06.

The number of cases notified, as compared with London, during the last ten years was :—

In Southwark.		In London.	In Southwark.		In London.
1895	—	—	1900	689	13,809
1896	1152	25,647	1901	1301	18,390
1897	1281	22,850	1902	1098	18,258
1898	—	—	1903	512	12,531
1899	837	18,094	1904	415	13,438

Number of deaths from Scarlet Fever during the last ten years :—

In Southwark.		In London.	In Southwark.		In London.
1895	36	—	1900	22	361
1896	51	940	1901	54	584
1897	54	779	1902	42	560
1898	45	581	1903	18	361
1899	21	398	1904	12	365

Of the 415 cases notified in the present year, as many as 388 were removed to hospital, *i.e.*, 93·4 per cent.

The deaths in the hospital cases were 11, a mortality of 2·8 per cent.

27 cases were treated at home, with one death, a mortality of 3·7 per cent.

## DIPHTHERIA.

This disease has not been quite so prevalent during the year under consideration, but the cases were more virulent.

The deaths numbered 26 as against 23 for the year 1903.

The total number of cases notified, including Membranous Croup, was 281, in comparison with 354 notified in 1903.

The percentage of deaths to the total number of cases notified was 9·2.

The annual mortality per 1,000 living was 0·13.

The number of cases notified, as compared with London, during the last ten years was :—

In Southwark.		In London.	In Southwark.		In London.
1895	—	—	1900	784	11,990
1896	683	13,808	1901	558	12,154
1897	626	13,192	1902	539	10,735
1898	—	—	1903	354	7,738
1899	1,298	13,692	1904	281	7,220

Number of deaths from Diphtheria during the last ten years :—

In Southwark.		In London.	In Southwark.		In London.
1895	82	—	1900	108	1,539
1896	129	2,663	1901	53	1,330
1897	105	2,240	1902	63	1,159
1898	123	1,756	1903	23	740
1899	184	1,946	1904	26	723

Of the 281 cases notified 257, or 91·4 per cent., were removed to hospital with 18 deaths, a mortality of 7·0 per cent., whilst in the 24 cases treated at home there were 8 deaths, a mortality of 33·3 per cent.

In the cases treated at home it can hardly be said to be the practice to employ the Antitoxic serum which has so reduced the mortality in diphtheritic patients in the hospitals.

Such is the benefit that has attended this treatment in the hospitals, that in the poorer districts health authorities can not be relieved from a certain amount of opprobrium when they refuse to supply this remedy gratuitously to the medical men of the district. Just as in vaccination there must be individuals who from what is called conscientious scruples refuse to believe in anything of the kind, yet happily they are few in number. The best results we know, are obtained from the application of the serum as soon after the onset of the complaint as possible, and in a full dose.

As a prophylactic in households where virulent cases have arisen it should be more extensively used.

### ENTERIC FEVER.

The deaths from Enteric Fever during the year, numbered 18, as against 23 for 1903.

The total number of cases notified was 92 for the present year, and 122 for 1903.



The percentage of deaths to the total number notified was 19·5.

The annual mortality per 1,000 living was 0·09.

Deaths from Enteric Fever for the last ten years :

1895	...	...	23	1900	...	...	39
1896	...	...	26	1901	...	...	18
1897	...	...	21	1902	...	...	23
1898	...	...	20	1903	...	...	23
1899	...	...	32	1904	...	...	18

Of the 92 cases notified, as many as 77 were removed to hospital, with 13 deaths, a mortality of 16·8 per cent.

15 cases were treated at home, with 5 deaths, a mortality of 33·3 per cent.

The percentage of cases removed to hospital to the total number notified was 83·6.

### DIARRHÆA.

The deaths during the year from this disease was 282, as against 197, 169 and 222 for the three preceding years.

This increase was due to the excessive infantile mortality from summer diarrhæa in the third quarter of the year. The deaths from diarrhæa in the third quarter were 234. Much of this heavy mortality was due to the comparatively hot and dry autumn months, and the dirty and unsatisfactory quality of the food supplied to infants. The hand-fed baby in Southwark has but a very slender chance of being present at its first anniversary.

The annual rate per 1,000 living was 1·36.

Deaths from diarrhæa during the last ten years :

1895	...	...	205	1900	...	...	233
1896	...	...	214	1901	...	...	222
1897	...	...	300	1902	...	...	169
1898	...	...	306	1903	...	...	197
1899	...	...	260	1904	...	...	282

In every case of death from diarrhæa the house was examined, and the history of the case in regard to the feeding of the infant (when such deaths occurred in infants) was reported upon, together with the cleanliness of the home and the habits of the parents.

The following directions will be issued in the summer to prevent as far as possible infantile diarrhæa.

## BOROUGH OF SOUTHWARK.

*Infantile Mortality.*

Summer Diarrhæa is one of the most fatal of diseases for infants.

It chiefly occurs in hand-fed babies, and is mainly due to improper feeding, and the dirty condition of the home.

With proper care the baby ought not to die from the complaint.

In London alone nearly 5,000 deaths, and in Southwark 282 deaths, were due last year to Diarrhæa.

To prevent much of this excessive mortality mothers should be strongly urged to breast-feed the baby until it is seven months old. A baby so fed does not need and should not be given other food during that period.

It is found that breast-fed babies almost entirely escape this Summer Diarrhæa.

When the baby must be hand-fed the best cow's milk should be procured, as that is the only reliable substitute for breast milk. The milk when brought into the house should be at once boiled, and either kept in a glass stoppered bottle, or in a vessel well covered so as to protect it from dust contamination.

Diarrhæa being a dirt disease, it is absolutely necessary that the home should be kept free from dust and dirt, and the rooms properly lighted and ventilated.

All refuse should, as far as possible, be burned, or if that cannot be done it should be kept in a well covered bin in the yard, and the bin emptied regularly.

All articles of food, especially in hot weather, should be sound when purchased, and anything the least offensive should not be eaten.

All water if not taken from the main supply pipe should be boiled before it is drunk, and the cistern in which it is stored kept cleansed and well covered.

G. B. MILLSON,

*Medical Officer of Health.*

**TYPHUS FEVER.**

No death has occurred from this disease during the year, and no case was notified.

**MEASLES.**

The deaths from Measles during the year numbered 191, as against 83, 164, and 161 for the three preceding years.

The two wards most affected were those of St. Michael and St. George.



These two wards have a bad reputation in regard to excessive infantile mortality, especially from the zymotic diseases. They head the list in Measles, Whooping Cough and Diarrhæa.

As I have so often pointed out in my annual report much of the mortality from these three diseases arises from the ignorance, carelessness, and dirty habits of the inhabitants of those wards.

Printed instructions have as usual been distributed throughout the Borough as to the feeding of infants, the management of cases of Measles and Whooping Cough and various other matters.

The annual death-rate per 1,000 living was 0·92.

Deaths from Measles during the last ten years:—

1895	...	...	198	1900	...	...	116
1896	...	...	192	1901	...	...	161
1897	...	...	184	1902	...	...	164
1898	...	...	145	1903	...	...	83
1899	...	...	171	1904	...	...	191

### WHOOPIING COUGH.

The deaths from this disease were 118, as against 68, 114 and 98 for the three preceding years.

The wards of St. George, St. Michael, and All Saints, in the order named, head the list of mortality.

The annual rate per 1,000 living was 0·57.

Deaths from Whooping Cough for the last ten years:—

1895	...	...	122	1900	...	...	120
1896	...	...	140	1901	...	...	98
1897	...	...	126	1902	...	...	114
1898	...	...	93	1903	...	...	68
1899	...	...	146	1904	...	...	118

### SMALL-POX.

During the year 1904, 28 cases of Small-pox were notified. There was one death in a male, aged 62 years, an inmate of Christchurch Workhouse.

There was no particular interest in connection with any of the cases. The disease showed no disposition to spread beyond the house in which the case occurred.

All contacts were immediately vaccinated and when disinfection was completed were allowed to resume their ordinary work.

Deaths from Small-pox during the last ten years:—


1895	...	4	1900	...	—
1896	...	1	1901	...	14
1897	...	1	1902	...	78
1898	...	—	1903	...	—
1899	...	—	1904	...	1

TABLE 19.

Particulars of Cases of Small Pox occurring in the Borough during the year 1904.

No.	Name.	Address,	Sex.	Age.	Occupation.	Fell Ill.	Rash Appeared.	Removed to Hospital.	Result.	Source of Infection.	Vaccinated.	
1	E.P.	14, Chatham street	...	F	10	Scholar	1903 Dec. 24	Jan. 3	Jan. 4	Recovered	Contact with 11, Chatham street	Unvaccinated
2	T.H.	11, Chatham street	...	M	15	Boxmaker	Dec. 31	Jan. 1	Jan. 5	Recovered	Father removed December 23rd, 1903	Unvaccinated
3	C.G.	Newington Workhouse	...	M	11½	—	1904 Jan. 4	Jan. 6	Jan. 7	Recovered	Unknown	Unvaccinated
4	E.W.	38, Rodney road	...	F	16	—	Jan. 4	Jan. 8	Jan. 8	Recovered	Contact with case at 13, Cooma road, Battersea, December 12th, 1903	In infancy
5	T.B.	Christchurch Workhouse	...	M	62	Butcher	Feb. 5	Feb. 5	Feb. 5	Died	Unknown	Unknown
6	W.B.	Christchurch Workhouse	...	M	64	Tailor	Feb. 16	Feb. 19	Feb. 19	Recovered	Contact with No. 5...	In 1884
7	S.W.	St. George's Workhouse	...	F	50	General	Mar. 4	Mar. 8	Mar. 9	Recovered	Unknown	11 years of age
8	S.W.	St. George's Workhouse	...	F	50	Servant	Mar. 4	Mar. 8	Mar. 9	Recovered	Unknown	11 years of age
9	T.H.	105, Brook Street	...	M	42	Bricklayer	Mar. 18	Mar. 20	Mar. 22	Recovered	Unknown	In infancy
10	W.A.	25, St. Gabriel street	...	M	24	Porter	Mar. 22	Mar. 24	Mar. 25	Recovered	Unknown	In infancy
11	E.E.	194, Blackfriars road	...	F	7	Scholar	Mar. 22	Mar. 24	Mar. 25	Recovered	Unknown	In infancy
12	A.E.	194, Blackfriars road	...	F	30	—	Mar. 22	Mar. 24	Mar. 25	Recovered	Mother of No. 10	In infancy
13	R.H.	5A, Boundary row	...	M	22	General	Mar. 20	Mar. 24	Mar. 25	Recovered	Unknown	In infancy
14	J.R.	Newington Workhouse	...	M	70	Labourer	—	—	Mar. 28	Recovered	—	—
15	A.B.	26A, London road	...	M	17	Shop Assistant	April 25	April 28	May 2	Recovered	Unknown	In infancy
16	J.H.	157, Stanhope buildings	...	F	26	Printers' Assistant	May 1	May 3	May 4	Recovered	Unknown	In 1903, did not take
17	E.H.	1, Lock square	...	F	14	Scholar	—	—	not removed	Recovered	—	May 3rd, 1904
18	M.F.	3, Crosslet street	...	F	33	Office Cleaner	May 8	May 10	May 12	Recovered	Contact with case at 269, Vicarage road, Leytonstone	In infancy
19	A.M.	3, Crosslet street	...	F	18	Typewriter	May 7	May 9	May 13	Recovered	Contact with No. 18	Unvaccinated
20	A.G.	3, Crosslet street	...	F	22	Cleaner	May 13	May 14	May 14	Recovered	Contact with Nos. 18 and 19	May 12, 1904
21	F.B.	26A, London road	...	F	19	Mantle Maker	May 9	May 14	May 17	Recovered	Contact with No. 15	May 3rd, 1904
22	M.S.	7, Cardol place	...	F	23	—	May 19	May 21	May 23	Recovered	Unknown	In infancy
23	U.G.	74, Tabard street...	...	M	36	Market Porter	—	—	May 27	Recovered	Removed from Guy's Hospital	—
24	G.B.	48, Tabard street...	...	M	8½	—	—	May 7	May 27	Recovered	Unknown	May 11, 1904
25	A.H.	3, Grosvenor House	...	M	10	Scholar	May 23	May 25	May 28	Recovered	Unknown	In infancy
26	J.G.	161, Kennington Park road	...	M	40	Foreman	June 17	June 22	June 22	Recovered	Contact with case removed from Meadow Bank crescent, Edinburgh	In infancy
27	E.H.	56, Aylesbury street	...	F	18	Jam Bottler	June 18	June 22	June 24	Recovered	Unknown	In infancy
28	E.G.	Depot Cottage, Occupation road	F	40	—	June 26	June 29	July 1	Recovered	Unknown	...	In 1892





## PHTHISIS.

The deaths from Phthisis during the year were 489, as against 496 for 1903.

The annual death-rate per 1,000 living was 2·36.

### DEATHS FROM PHTHISIS DURING THE LAST TEN YEARS :—

1895	...	...	533	1900	...	...	571
1896	...	...	490	1901	...	...	516
1897	...	...	520	1902	...	...	550
1898	...	...	565	1903	...	...	496
1899	...	...	621	1904	...	...	489

The voluntary notification of Phthisis was adopted in this Borough in November, 1902.

The notifications for the year 1904 were 323, and for 1903 207. During the whole time this voluntary notification of Phthisis has been in vogue everything in connection with it has worked smoothly. No complaints have been received from either the patient, or the friends, or the medical man in attendance of undue interference on the part of the officers engaged in this work. The weekly disinfection of the rooms and the periodic steaming of the bedding have been continued as in former years. With the experience gained by this voluntary notification one is forced to admit that, although beneficial, it falls far short of what is required in order to accurately estimate the amount of the disease in the district for the application of a remedy. This can only be obtained by adding it to the list of notifiable diseases. The public, if not quite ready for this at the present time, are fast approaching to the condition of mind of thinking this compulsory notification as necessary.

All the steps taken in the ordinary official management of the cases have been continued as usual in the year under consideration.



TABLE 20.

Age Groups of Cases of Phthisis notified during the Year ending December 31st, 1904.

WARD.				0-	1-	5-	10-	15-	20-	25-	35-	45-	55-	65-	75-	85-	Males.	Females	Total.
St. Mary	...	...	...	—	1	—	—	4	6	14	16	7	4	—	—	—	38	14	52
St. Paul	...	...	...	1	3	—	—	1	2	10	8	4	1	—	—	—	23	7	30
St. Peter	...	...	...	—	—	—	1	1	2	7	7	6	6	2	—	—	25	7	32
St. John	...	...	...	1	2	2	1	—	3	12	26	7	6	3	1	—	41	23	64
Trinity ...	...	...	...	—	—	—	—	1	1	1	2	—	—	—	—	—	2	3	5
All Saints	...	...	...	—	1	1	1	2	6	9	9	4	3	1	—	—	19	18	37
St. Michael	...	...	...	—	—	—	1	3	2	12	18	16	4	—	—	—	40	16	56
St. Jude...	...	...	...	1	—	—	—	3	—	2	2	6	—	—	—	—	10	4	14
St. George	...	...	...	—	—	1	—	—	4	8	4	4	—	—	—	—	7	14	21
Christchurch	...	...	...	—	—	—	—	—	1	2	1	3	1	—	—	—	3	5	8
St. Saviour	...	...	...	—	—	—	—	1	—	1	—	2	—	—	—	—	1	3	4
Total	...	...	...	3	7	4	4	16	27	78	93	59	25	6	1	—	209	114	323

## REPORT ON INFANTILE MORTALITY.

In the autumn of the year under consideration the excessive death-rate from Summer Diarrhæa and allied intestinal complaints induced the Public Health Committee to appoint a sub-committee to consider the whole question of infantile mortality, and the steps that could be taken either by the establishment of crèches, or municipal milk depôts, the issuing of more literature on the subject, or any other means to control or lessen it.

The following report was made to the sub-committee.

### INFANTILE MORTALITY.

The energetic steps that are now being taken in different parts of the country to check the enormous mortality of children under one year of age, together with the evidence recently given before the Committee on Physical Deterioration, have quickened the conscience of the nation to a condition of affairs calling for the closest inquiry and attention.

The tables appended to this report clearly show a vast waste of life in the tender and very early months of infancy. It may be said that the statistics prepared by Dr. Tatham at the Registrar General's Office, prove that we are in no worse position in regard to this matter of Infant mortality than we were thirty years ago. That may be so, but it is no great consolation to think that if we have not gone back, we have certainly made but little progress in a period when the improvement in all other sanitary matters has been so pronounced.

The period in which the greatest infant mortality occurs is the third quarter of the year, that is during the hottest months. The past summer which has been comparatively hot and dry shows that "weather" exercises an immense influence on this mortality. This is in accordance with our experience for many years past, for in the years and decades when the temperature was high and the weather dry a high death rate has been present, whilst with a low temperature and wet weather there has been a low death rate. The deaths in infants which had rarely been more than 40 for the fortnight, for the first six months of this year, as seen in my report to the Council, rose during the three fortnights of the latter part of July and the whole of August to 79, 123, and 59 respectively. The same excessive mortality occurred in the other London boroughs and in the rest of the country. In Table 25 of the Registrar General's Annual Report is given the following decennial figures for England and Wales, covering the whole period of registration.



## ENGLAND AND WALES.

Period.	Mean annual infantile death rate.			Period.	Mean annual infantile death rate.		
1838-42	...	152	...	1871-80	...	149	
1842-50	...	154	...	1881-90	...	142	
1851-60	...	154	...	1891-1900	...	154	
1861-70	...	154					

This return shows that the infantile death-rate has been slightly less during the last thirty years than in a similar period immediately preceding. It might also be said that the period covered by the report has been marked by the employment to a much larger extent than formerly of persons in factories, and the disposition of more of the country people to flock to large towns. All these conditions have to be duly considered.

The death-rate for England and Wales which has fallen from 23·3 per 1,000 in 1846-50 to 17·7 in 1896-1900, points to the great improvement that must have taken place in the health conditions under which the people have lived. Although at the present moment many grievous defects still exist in the social machine, we are bound to acknowledge that the food of the people is better than it was in the middle of the last century. The sanitary conditions and the cleanliness of the people generally have also improved. The birth-rate which was 32·6 in 1841-50 had declined to 28·8 in 1898-1902.

This decreasing birth-rate does not tend to lower the infant rate. It acts all the other way. The families of the lower classes in our borough are just as large as ever they were, the restriction occurs in the healthy lower middle class, many of which are fully able to support and bring up large families, but at the same time are unwilling to exercise the self-denial that is necessary to do so.

It regard to Southwark specially, the accompanying statistics show that our borough, if not the worst in the metropolitan death and infant rates, is generally among the three placed at the bottom of the scale. The wards that are particularly bad in their infant rate are St. George, St. Michael, St. John, and All Saints'.

I have prepared tables of birth and death rates for London, and the several Metropolitan Vestries and Boroughs covering a period of ten years 1893-1902. I have also submitted tables of infant mortality for England and Wales, London and the various vestries and boroughs together with many of the chief large towns of England. A glance at these tables will at once make apparent the importance of this subject of Infant Mortality.

Tables 30 and 31 show the great excess of infant deaths among illegitimate children and especially those in large towns.

One third of the total infant deaths (legitimate and illegitimate) occur under one month of age, and more than 65 per cent. of these die within the first week of life. It is therefore seen what an enormous mortality there is in newly born infants.

#### LONDON.

In Males	1 in every 6.6	legitimate births die under one year.			
„ Females 1	„ 8.5	„	„	„	„
„ Males 1	„ 3.4	illegitimate	„	„	„
„ Females 1	„ 3.7	„	„	„	„

#### RURAL.

In Males	1 in every 8.0	legitimate births die under one year.			
„ Females 1	„ 10.2	„	„	„	„
„ Males 1	„ 5.2	illegitimate	„	„	„
„ Females 1	„ 6.0	„	„	„	„

#### SOUTHWARK.

In Males and Females 1 in every 6.0 legitimate and illegitimate births die under one year.

The table which Dr. Tatham has prepared of the causes of death of infants during two periods, 1873-1877, and 1898-1902, is highly interesting and instructive.

It will be seen that in the period taken the total infant deaths have not materially diminished, yet under the individual heads considerable changes have taken place. The deaths from the usual fevers, with the exception of Measles, have declined. There has been an increase in Pneumonia, which is coincident with an increase of that disease in the general population. The most marked feature of the table is the large increase in diarrhoeal diseases (including gastro-enteritis and enteritis) in premature birth and in congenital malformations. These latter two diseases pointing to a falling off in the physical condition of mothers. The large increase of deaths under the head of Diarrhæa is far too large to be materially explained away by any suggestion that many of the deaths formerly returned as Convulsions and Atrophy are now and have been for some time past certified as Diarrhæa.

Diarrhæa in infants is dependent on morbid causes, frequently the consequence of inflammation brought about by the direct irritation of the intestinal mucous membrane by improper feeding. The gross ignorance that prevails among mothers, especially of the poorer classes, as to the



proper feeding and bringing up of a baby, causes much infant suffering, and if not premature death, serious and often permanent enfeeblement. Death in such cases is usually the result of Gastro-Enteritis, or even starvation.

The enormous and sudden increase in Infant Diarrhæa at the approach of hot summer weather points strongly to an infectious origin. This increase generally coincides with an elevation of the earth's temperature. It is rare to see Diarrhæa assuming an epidemic form in rural districts or outside of large towns. Milk is undoubtedly the chief medium by which the germs find their way into the alimentary canal. The absence of Diarrhæa in some of the rapidly fatal cases strongly confirms the septic nature of the disease. To prevent this infantile diarrhæa, mothers should, where possible, be induced to suckle the baby. When this is impossible, as it is in certain cases, humanized cow's milk in bottle, and sterilised, should be given, as ordinary milk is liable to decompose, especially in hot weather and when little attention is given to the proper cleansing of the vessel in which it is stored and to the feeding bottle.

Particular care should be given to the keeping clean of the cow-sheds, and to strict cleanliness in the milking operations, especially during hot weather, the cooling of the milk before transit by rail, the proper storage of the milk at the place of distribution and at the home. the distribution of sterilised (humanised) milk, the issue to mothers of instructions how to feed and bring up the baby, the visiting of the home by lady visitors, and to the general attention to the sanitary state of the home and surroundings.

The statistics appended to this report clearly demonstrate the extent of the waste that is going on under the head of infant mortality.

The causes tending to this grave condition are: (a) hereditary taint, (b) employment of mothers late in pregnancy and too soon after childbirth, (c) decrease in breast feeding, (d) defective milk supply, (e) parental ignorance and neglect, (f) the drink habit in the parents, (g) overlaying of infants, (h) overcrowding in the dwelling, (i) insanitary conditions. The general remedies are the better housing, better feeding and the moral and intellectual elevation of the masses.

To attain these desirable objects Milk Depots and Crèches should be established for the proper feeding and care of infants. Leaflets should be widely distributed giving instructions to mothers, who cannot suckle



their children, on the way to feed them. The providing of means of amusement in order to counteract the attraction of the public house, the restriction of grocers' licences for the sale of wine and spirits, the energetic enforcement of the provisions of the Food and Drugs Act, a crusade against the increase in the drink habit among women, the prevention of overcrowding, and the removal of all insanitary conditions in the district.

### Improper feeding of Infants.

The ordinary artificial foods are not suitable for the feeding of young infants. They are deficient in the proper quantity of fat and do not possess the anti-scorbutic quality found in ordinary milk. In selecting a substitute for the mother's milk, the cheapest and best is sweet and fresh cow's milk diluted with water, and strengthened by the addition of a small quantity of cream and sugar. It is, however, almost impossible in a large town to procure and keep ordinary milk sweet and fresh for the baby's use. In warm weather, especially, it rapidly turns sour and becomes when administered a veritable poison to the infant. The souring of milk in hot weather can be prevented by sterilising it whilst sweet and sound, and supplying it in stoppered bottles. Each bottle should contain one "feed," and should not be opened until immediately before it is given to the baby. At Infant Milk Depots supplying this sterilised milk 63 bottles are supplied each week at a cost of 1/6. The daily supply of nine bottles is given out each morning.

The first dépôt for the supply of this sterilised milk for infants was originated by Dr. Leon Dufour of Fecamp, in 1894. Afterwards similar places were opened in Paris and other French towns. The first dépôt in England was started at St. Helen's followed by others at Liverpool, Ashton-under-Lyne, Dukinfield, Leith, Bradford, Leeds, Sheffield, Battersea and other towns. Lambeth is on the point of organising a milk dépôt in the crowded part of its borough.

Dr. McCleary has described the working of the Battersea Dépôt. He says: "The method of working an Infants' Milk Depot varies to some extent in these towns. The method employed in the Battersea Dépôt is as follows:—The milk is supplied by a local dairyman and arrives in the early morning. It is guaranteed free from chemical preservatives, and to contain not less than 3.25 per cent. butter fat. The first process is the modification or humanization. Three modifications are employed. The first contains two parts water to one of milk, seven ounces of cream and seven of lactose being added to each gallon of the mixture. This modification is given to infants under three months old. The second



modification, which is given to infants between three and six months old, consists of equal parts of milk and water, with five ounces of cream and lactose added per gallon. The third consists of two parts milk to one of water, with three ounces of cream and lactose added per gallon, and is given to infants over six months old.

The milk having been modified, it is bottled, and the number of bottles and the quantities contained are set out below:—

No.	Age.	No. of Bottles per day.	Amount per Bottle.	Amount per day.
1	Below 2 weeks old	9	1½ oz.	13½ oz.
2	Between 2 weeks and 2 months old	9	2½ oz.	22½ oz.
3	„ 2 and 3 months old	8	3 oz.	24 oz.
4	„ 3 and 4 „ „	7	4 oz.	28 oz.
5	„ 4 and 5 „ „	7	4½ oz.	31½ oz.
6	„ 5 and 6 „ „	7	5 oz.	35 oz.
7	„ 6 and 8 „ „	6	6 oz.	36 oz.
8	„ 8 and 12 „ „	6	7 oz.	42 oz.

After bottling, the stoppers are closed and the bottled milk is heated by steam and kept at a temperature of 212 degrees Fahrenheit for from 5 to 10 minutes. It is allowed to cool, and is then supplied to the consumers. Each mother on first coming to the depôt is given a leaflet of instructions as to the proper method of using the milk. The method is very simple; when feeding time arrives, all she has to do is to place the bottle, unopened, in some warm water till the milk has reached body temperature. The bottle is then opened, a small teat put on the mouth, and the baby takes its milk from the sterilised bottle direct. The use of the long tube feeding-bottle is obviated.”

It is necessary that the depôt should be under medical supervision. A small shop should be rented with a shed behind to be converted into a room to contain the steriliser and the engine. There must be a yard. The rooms required would be the shop for distribution, the scullery and kitchen fitted with a bottle washing tank and brushes. Here the empty bottles could be stored. In the shed above-mentioned the bottling and sterilising of the milk would take place. In one of the best managed depôts a manageress and an assistant are only employed at a salary of £30 each with free quarters over the shop.

The cost of the appliances requisite to start a milk depot on a moderate scale would be about £150. Further capital expenditure would depend upon the required alterations in the house. The total expenditure should not exceed £350. The annual expenditure will depend upon the



amount paid for rent, rates and taxes. In connection with many dépôts there are branches where the milk is delivered for sale on a commission of 5 per cent. This plan is said to work very well in certain towns. The delivery of the milk to the branch agents is made by a small milk dealer at a cost of 15/- a week.

It is well known that Battersea Borough Council incurred the responsibility and started a milk dépôt which has been attended by the very best results. It is up to the present almost impossible to say what will ultimately be the effect on the infant mortality of that borough, but the outlook is exceedingly promising in that respect. Battersea so far has been surcharged the small annual deficit arising on the undertaking, but this has always been remitted by the Local Government Board. In the event of the Council not wishing to run the risk of any surcharge, I think it is possible, if the Council will become patrons of the scheme, to institute and carry it on without any cost to the Council. I feel strongly that the time has arrived for some action being taken to check this grave state of affairs, and rather than see the abandonment of this milk dépôt scheme, I am prepared to plead the absolute necessity of something of that kind in this district of Southwark before the charitable public.

In my last annual report to the Council I have referred to the difficulty experienced by us in finding out where the infants are born, in order that instructions might be sent on the subject of the feeding of the baby and other matters. The extract is as follows :—

*Infant Mortality.*

“The Sanitary Authority at the present time holds pretty much the same position in relation to Infantile Mortality, as it did to infectious disease before the Notification Act came into force.”

“The supervision of infant life cannot be exercised officially unless information is given to the Authority of the locality of the births. At least it cannot be satisfactorily done except by the expenditure of more force than is likely to be allotted to it. Application has been made to the Registrar General, and to various other officials to allow the local registrars to furnish to the medical officer of health this information, but unfortunately without any good result. I believe the answer of the Registrar General to the request is, that in giving this information he would find it difficult to obtain the registration of many of the illegitimate births. This is similar to the stock argument before the notification of infectious disease was adopted. It has since been abundantly falsified, as no one has ever objected to notification of infectious disease, and I feel



satisfied no objection would be made to the locality of the births being supplied to the Medical Officer of Health. The Registrar General has advised the petitioning of the Local Government Board in regard to this matter."

*Deaths of Infants from "Overlaying."*

Number of deaths in England and Wales from this cause during the last ten years was 15,009. In the year 1900 the deaths in the same were 1,774.

In London the deaths from "overlaying" in 1900 were 615.

"	"	"	"	in 1901	"	511.
---	---	---	---	---------	---	------

"	"	"	"	in 1902	"	588.
---	---	---	---	---------	---	------

The poorer districts are those most affected. Drink is the chief cause, the mothers being the offenders. In countries where the mothers are sober this cause of death is unknown.

NOTE.—Since this report was written the locality of the births has been supplied to Medical Officers of Health.

G. B. MILLSON,

*Medical Officer of Health.*

PUBLIC HEALTH OFFICE,

TOWN HALL, SOUTHWARK, S.E.

October 15th, 1904.

TABLE 21.

BIRTH-RATES IN THE LONDON BOROUGHES AND DISTRICTS  
FOR THE TEN YEARS ENDING 1902.

LONDON BOROUGHES TWO YEARS.

BOROUGH.	1902.	1901.	BOROUGH.	1902.	1901.
Paddington ...	22·4	23·4	Shoreditch ...	33·9	34·7
Kensington ...	19·3	20·4	Bethnal Green ...	34·8	35·6
Hammersmith ...	27·5	26·9	Stepney ...	37·9	37·2
Fulham ...	32·9	33·3	Poplar ...	34·2	34·6
Chelsea ...	22·4	22·1	Southwark ...	32·8	33·4
Westminster (City of) ...	17·9	17·8	Bermondsey ...	32·8	34·2
St. Marylebone...	29·6	30·2	Lambeth ...	29·2	30·2
Hampstead ...	18·2	18·0	Wandsworth ...	26·0	26·2
St. Pancras ...	27·0	26·9	Camberwell ...	28·0	28·2
Islington ...	26·9	27·6	Deptford ...	29·9	30·8
Stoke Newington	22·0	21·6	Greenwich ...	28·1	29·0
Hackney ...	28·3	28·9	Lewisham ...	25·7	25·7
Holborn ...	27·7	28·4	Battersea ...	28·4	29·7
Finsbury ...	36·2	37·7	Woolwich ...	30·7	30·1
London (City of)	13·1	13·7	London ...	38·5	29·0



TABLE 22.

BIRTH-RATES IN THE LONDON BOROUGH & DISTRICTS FOR THE TEN YEARS ENDING 1902—*Contd.*

SANITARY DISTRICTS EIGHT YEARS.

DISTRICT.	1900.	1899.	1898.	1897.	1896.	1895.	1894.	1893.
Paddington ... ..	22·8	22·9	23·3	24·0	24·2	24·2	23·4	25·1
Kensington ... ..	20·8	20·8	21·2	21·5	21·4	21·4	22·0	22·0
Hammersmith ... ..	27·1	28·2	28·3	29·7	28·3	28·3	27·5	28·9
Fulham ... ..	34·0	35·1	34·5	34·3	34·8	35·7	34·0	35·5
Chelsea ... ..	23·8	24·7	24·2	26·4	26·9	28·4	27·3	29·2
St. George, Hanover Square ...	16·8	16·7	17·6	17·1	17·3	18·5	20·1	19·7
Westminster ... ..	20·3	21·5	20·6	23·4	22·5	23·9	22·8	24·8
St. James ... ..	18·8	20·1	20·1	20·4	21·3	23·3	19·7	22·1
St. Marylebone ... ..	29·9	28·5	28·9	29·5	30·8	31·2	31·2	31·4
Hampstead ... ..	20·0	19·7	19·3	19·2	19·0	19·6	19·6	20·6
St. Pancras ... ..	27·4	27·1	28·2	29·0	28·7	29·8	29·9	30·2
Islington ... ..	27·7	27·8	27·5	28·9	28·9	29·7	28·7	29·8
Stoke Newington ... ..	22·7	22·8	24·3	24·5	24·6	24·6	22·2	—
Hackney ... ..	29·3	29·1	29·4	29·2	29·6	29·4	28·8	28·8
St. Giles ... ..	29·1	30·5	27·4	26·0	27·4	29·2	28·1	28·4
St. Martin in the Fields ...	13·2	12·2	14·4	13·3	16·2	14·2	17·0	15·9
Strand ... ..	21·5	20·6	21·4	24·3	23·5	25·5	23·7	25·0
Holborn ... ..	24·4	24·4	26·9	25·7	28·1	26·2	25·7	26·5
Clerkenwell ... ..	30·6	31·1	31·4	31·7	33·7	31·5	33·5	32·2
St. Luke ... ..	48·0	44·4	45·2	45·2	46·7	25·8	45·8	42·7
London (City of) ... ..	14·5	14·9	16·2	15·9	17·1	16·9	15·1	17·5
Shoreditch ... ..	33·9	34·2	35·2	35·5	35·9	35·6	35·3	36·2

TABLE 22—continued.

DISTRICT.	1900.	1899.	1898.	1897.	1896.	1895.	1894.	1893.
Bethnal Green ... ..	35.5	37.0	37.1	37.4	37.8	37.0	35.8	36.8
Whitechapel ... ..	37.0	37.0	38.9	39.6	41.6	40.2	42.2	41.3
St. George in the East ... ..	44.6	42.7	43.3	42.5	44.5	41.9	41.5	43.3
Limehouse ... ..	31.7	33.0	32.7	34.2	35.2	35.1	33.5	34.3
Mile End Old Town ... ..	38.0	37.7	38.3	38.2	39.0	38.1	37.5	38.5
Poplar ... ..	35.1	34.8	34.8	34.5	35.7	36.0	34.2	35.1
St. Saviour, Southwark ... ..	29.8	28.7	30.2	30.9	30.9	32.4	28.9	29.1
St. George, Southwark ... ..	34.6	35.2	35.5	35.1	36.9	36.5	34.6	36.3
Newington... ..	34.3	33.7	33.9	34.9	35.7	35.3	35.6	37.0
St. Olave ... ..	37.3	32.6	31.7	37.9	35.4	36.1	33.3	32.0
Bermondsey ... ..	34.3	35.8	36.1	37.2	37.6	37.7	36.9	38.1
Rotherhithe ... ..	30.7	30.9	31.9	31.0	33.6	32.5	33.6	34.6
Lambeth ... ..	30.8	30.7	30.6	31.4	32.9	32.1	32.8	33.0
Battersea ... ..	30.7	29.7	30.1	31.3	33.0	32.4	31.2	33.1
Wandsworth ... ..	25.6	26.5	25.7	25.8	26.5	25.9	24.7	26.6
Camberwell ... ..	28.0	28.2	28.5	29.1	30.7	30.2	29.7	30.6
Greenwich... ..	30.4	31.2	31.3	31.3	33.0	31.5	31.1	31.5
Lee ... ..	25.8	27.2	25.1	24.9	23.9	24.6	20.9	—
Lewisham ... ..	28.3	30.4	30.3	31.7	31.3	32.4	24.4	25.2
Woolwich ... ..	21.5	24.3	22.5	22.5	22.6	21.7	30.1	31.2
Plumstead ... ..	29.9	30.9	30.4	32.4	33.6	32.3	32.3	29.1
London ... ..	29.1	29.3	29.4	30.0	30.2	30.6	30.1	30.9



TABLE 23.

DEATH-RATES IN THE LONDON BOROUGHES AND  
DISTRICTS FOR THE TEN YEARS ENDING 1902.

## LONDON BOROUGHES TWO YEARS.

BOROUGH.	1902.	1901.	BOROUGH.	1902.	1901.
Paddington ...	14·6	14·3	Shoreditch ...	20·7	21·9
Kensington ...	15·5	15·2	Bethnal Green ...	20·8	20·3
Hammersmith ...	16·3	17·0	Stepney ...	20·6	20·9
Fulham ...	17·1	15·8	Poplar ...	19·3	20·0
Chelsea ...	18·0	16·6	Southwark ...	21·4	21·5
Westminster (City of) ...	16·1	16·0	Bermondsey ...	20·8	20·9
St. Marylebone ..	18·3	16·6	Lambeth ...	17·4	17·2
Hampstead ..	10·8	10·6	Battersea ...	15·0	16·4
St. Pancras ...	18·6	18·3	Wandsworth ...	13·5	13·4
Islington ...	16·4	16·0	Camberwell ...	16·3	16·5
Stoke Newington	13·4	13·2	Deptford ...	16·5	16·5
Hackney ...	15·0	15·8	Greenwich ...	15·4	15·2
Holborn... ...	21·3	20·1	Lewisham ...	13·6	13·0
Finsbury ...	22·9	21·4	Woolwich ...	15·1	14·6
London (City of)	20·4	20·1	London ...	17·2	17·1

TABLE 24.

DEATH-RATES IN THE LONDON BOROUGHES AND DISTRICTS FOR THE TEN YEARS ENDING 1902.

SANITARY DISTRICTS EIGHT YEARS.

DISTRICT.	1900.	1899.	1898.	1897.	1896.	1895.	1894.	1893.
Paddington ... ..	16.3	16.1	16.1	14.4	15.3	17.1	15.1	17.8
Kensington ... ..	15.8	17.7	16.4	15.7	16.8	16.3	15.9	17.7
Hammersmith ... ..	17.1	19.0	18.3	16.7	17.2	17.6	16.2	18.2
Fulham ... ..	17.7	19.2	17.2	17.0	17.6	19.9	17.1	19.4
Chelsea ... ..	18.5	19.6	18.2	17.8	18.8	19.9	16.4	20.0
St. George, Hanover Square	14.5	14.2	13.2	13.2	13.6	14.8	14.5	16.2
Westminster ... ..	20.4	22.3	20.8	19.0	18.0	21.3	18.3	23.6
St. James ... ..	15.8	17.9	18.6	17.5	17.0	17.6	16.7	19.8
St. Marylebone ... ..	19.7	18.6	18.3	18.3	19.9	20.2	19.3	22.9
Hampstead ... ..	11.4	11.6	11.7	11.8	11.9	12.6	10.6	13.0
St. Pancras ... ..	19.7	20.3	19.2	18.7	18.1	20.0	18.3	22.0
Islington ... ..	17.1	18.1	16.6	15.8	17.1	17.3	15.9	19.6
Stoke Newington ... ..	13.2	12.7	13.7	14.3	12.7	14.3	9.8	—
Hackney ... ..	16.7	16.9	16.4	16.5	15.7	17.8	15.4	18.9
St. Giles ... ..	19.2	19.9	20.2	18.4	19.0	22.4	19.9	24.0
St. Martin in the Fields ...	17.7	15.6	15.5	16.3	16.2	18.4	19.4	21.3
Strand ... ..	22.4	22.7	22.9	21.3	22.7	23.7	22.7	30.1
Holborn ... ..	25.7	24.9	24.9	23.1	23.4	25.9	20.4	27.2
Clerkenwell ... ..	22.0	22.6	21.7	22.1	20.7	22.6	19.1	26.7
St. Luke ... ..	28.6	28.4	25.7	25.7	25.1	29.5	23.5	30.9
London (City of) ... ..	21.6	21.5	19.1	21.3	19.6	22.0	19.5	23.6
Shoreditch ... ..	22.0	23.8	22.3	21.6	21.4	23.4	19.9	25.6



Bethnal Green ... ..	21.8	22.8	22.3	21.4	22.1	21.5	20.4	25.2
Whitechapel ... ..	20.2	21.1	20.2	20.4	20.6	23.4	21.4	25.6
St. George in the East ... ..	24.4	27.1	24.8	26.4	24.5	28.2	26.4	30.9
Limehouse ... ..	26.4	25.6	23.8	25.1	22.9	26.7	24.7	28.3
Mile End Old Town ... ..	20.6	21.3	19.9	18.7	19.9	22.1	21.1	22.6
Poplar ... ..	22.6	22.1	21.2	19.8	20.6	22.9	19.0	23.1
St. Saviour, Southwark ... ..	25.2	25.1	23.6	24.6	22.8	26.5	21.0	24.2
St. George, Southwark ... ..	27.3	27.7	24.4	23.7	24.0	25.4	23.1	28.4
Newington... ..	21.9	24.0	20.5	21.2	20.5	24.0	20.0	24.3
St. Olave ... ..	21.6	24.9	20.6	22.1	22.0	26.5	20.7	24.2
Bermondsey ... ..	23.6	24.1	20.7	22.1	21.6	22.0	20.7	23.9
Rotherhithe ... ..	22.9	21.1	19.0	18.9	20.3	19.6	19.0	23.2
Lambeth ... ..	18.2	19.2	17.9	17.5	16.9	19.1	17.2	20.6
Battersea ... ..	17.8	16.7	16.9	16.2	17.7	17.7	16.0	18.9
Wandsworth ... ..	14.2	15.3	14.4	13.4	14.3	15.1	12.4	15.2
Camberwell ... ..	17.0	17.4	16.4	16.6	17.8	18.5	16.3	19.3
Greenwich... ..	18.1	18.8	18.5	17.2	18.5	19.0	17.2	20.6
Lee ... ..	13.4	15.1	14.9	13.2	13.4	14.7	12.4	—
Lewisham ... ..	13.6	15.7	14.8	12.4	13.6	14.3	13.6	14.7
Woolwich ... ..	22.1	21.2	20.4	17.8	20.5	18.2	17.8	20.2
Plumstead ... ..	16.0	14.3	16.3	13.7	15.4	16.0	12.5	16.4
London ... ..	18.6	19.3	18.2	17.7	18.1	19.5	17.4	20.9

TABLE 25.

INFANTILE MORTALITY IN THE LONDON BOROUGHES AND  
DISTRICTS FOR THE TEN YEARS ENDING 1902.

LONDON BOROUGHES TWO YEARS.

BOROUGHES.				POPULATION.	1902.	1901.
Paddington	...	...	...	145,107	133	136
Kensington	...	...	...	177,605	149	163
Hammersmith	...	...	...	114,210	143	168
Fulham	...	...	...	143,102	148	152
Chelsea	...	...	...	74,018	145	138
Westminster (City of)	...	...	...	180,800	136	135
St. Marylebone	...	...	...	132,145	107	107
Hampstead	...	...	...	83,743	87	104
St. Pancras	...	...	...	235,521	147	154
Islington	...	...	...	337,270	133	140
Stoke Newington	...	...	...	51,700	115	115
Hackney	...	...	...	221,926	119	135
Holborn	...	...	...	58,535	129	124
Finsbury	...	...	...	100,487	154	142
London (City of)	...	...	...	25,598	126	175
Shoreditch...	...	...	...	118,004	174	197
Bethnal Green	...	...	...	129,865	155	153
Stepney	...	...	...	300,551	147	163
Poplar	...	...	...	169,214	154	165
Southwark...	...	...	...	206,825	166	168
Bermondsey	...	...	...	130,218	155	169
Lambeth	...	...	...	305,102	127	139
Battersea	...	...	...	171,401	127	163
Wandsworth	...	...	...	241,810	127	132
Camberwell	...	...	...	262,775	138	142
Deptford	...	...	...	111,577	138	146
Greenwich...	..	...	...	98,013	138	130
Lewisham	...	...	...	132,432	125	129
Woolwich	...	...	...	119,556	125	129



TABLE 26.

INFANTILE MORTALITY IN THE LONDON BOROUGHES AND DISTRICTS FOR THE TEN YEARS  
ENDING 1902—*continued*.

SANITARY DISTRICTS EIGHT YEARS.

DISTRICT.	POPULATION.	1900.	1899.	1898.	1897.	1896.	1895.	1894.	1893.
Paddington ... ..	126,161	165	151	161	149	156	164	137	150
Kensington ... ..	171,427	180	180	181	166	178	172	173	169
Hammersmith ... ..	105,959	162	183	183	171	179	166	147	160
Fulham ... ..	120,040	147	189	168	162	175	187	149	176
Chelsea ... ..	96,692	149	164	176	161	168	168	131	158
St. George, Hanover Square	80,336	107	129	120	133	149	138	115	133
Westminster ... ..	53,027	189	207	182	166	170	185	139	188
St. James ... ..	22,576	154	142	177	163	149	144	144	146
St. Marylebone ... ..	140,808	125	124	132	136	141	138	130	151
Hampstead ... ..	77,275	100	129	125	127	123	135	113	102
St. Pancras ... ..	242,255	160	178	170	168	168	174	145	172
Islington ... ..	341,134	145	160	159	136	150	143	130	164
Stoke Newington ... ..	34,136	108	103	108	121	126	116	86	—
Hackney ... ..	216,698	158	153	152	147	146	154	127	152
St. Giles ... ..	37,840	118	112	137	146	147	160	132	131
St. Martin in the Fields ...	12,711	148	203	156	178	164	265	210	188
Strand ... ..	23,552	135	189	171	161	193	175	179	219
Holborn ... ..	30,493	240	226	221	184	194	212	180	214
Clerkenwell ... ..	66,162	167	193	196	184	184	192	145	202
St. Luke ... ..	41,279	138	149	150	149	154	184	123	174
City of London ... ..	30,228	176	144	128	130	137	157	160	132
Shoreditch ... ..	131,883	186	204	196	183	180	199	160	178

TABLE 26—continued.

DISTRICT.	POPULATION.	1900	1899	1898	1897	1896	1895	1894	1893
Bethnal Green ... ..	129,098	168	174	184	171	170	162	151	177
Whitechapel ... ..	79,724	139	147	144	148	141	157	154	168
St. George in the East ... ..	47,917	162	200	195	197	154	196	185	209
Limehouse ... ..	58,508	228	216	208	193	176	202	174	205
Mile End ... ..	111,883	158	158	155	149	157	165	156	149
Poplar ... ..	169,811	192	176	191	170	176	183	153	169
St. Saviour, Southwark ... ..	24,919	197	203	211	195	213	205	145	154
St. George, Southwark ... ..	60,388	209	205	188	189	181	198	186	206
Newington ... ..	122,191	171	191	173	177	184	201	158	176
St. Olave ... ..	11,480	120	147	132	154	153	206	128	41
Bermondsey ... ..	85,629	186	187	157	190	160	162	146	168
Rotherhithe ... ..	40,643	205	170	169	174	159	148	161	165
Lambeth ... ..	300,048	145	158	154	151	136	152	133	149
Battersea ... ..	168,877	159	162	166	162	177	177	146	169
Wandsworth ... ..	195,612	144	153	144	135	150	132	114	142
Camberwell ... ..	257,575	154	158	160	159	156	164	148	161
Greenwich ... ..	178,367	161	167	176	157	157	150	138	165
Lewisham ... ..	39,215	124	148	165	125	131	138	94	121
Woolwich ... ..	107,700	173	163	173	158	172	153	132	160
Lee ... ..	41,409	156	141	160	135	141	140	136	—
Plumstead ... ..	61,057	129	124	155	116	133	133	94	144
London ... ..	—	158	166	166	158	160	165	143	163



TABLE 27.

INFANT MORTALITY FOR ENGLAND, WALES, LONDON AND SOME OF THE CHIEF TOWNS  
FOR THE TEN YEARS ENDING 1902.

			1902.	1901.	1900.	1899.	1898.	1897.	1896.	1895.	1894.	1893.
England .. ..			133	151	155	163	160	156	147	161	—	—
London ... ..			141	149	160	167	167	159	161	166	143	164
Manchester ..			152	199	189	206	197	195	176	203	160	203
Liverpool ...			163	188	186	198	184	200	173	210	179	211
Birmingham ...			157	187	199	191	191	214	197	183	163	198
Leeds ... ..			159	188	183	171	182	190	169	191	155	206
Sheffield ...			150	201	200	194	195	198	173	197	157	191
Bristol ... ..			131	131	133	158	164	149	142	143	150	141
Nottingham ...			159	193	196	210	178	206	168	190	145	170
Bradford ...			139	168	141	181	185	179	143	203	174	197
Hull ... ..			137	175	183	175	182	181	173	205	142	206
Salford ... ..			157	204	207	209	212	219	199	231	174	210
West Ham ...			149	171	189	197	170	172	165	168	138	170

**TABLE 28.**  
**BOROUGH OF SOUTHWARK.**  
**INFANTILE MORTALITY.**

Accidentally Suffocated in Bed.

1901.			1902.		1903.		1904.	
Fortnight ending.		No. of cases.	Fortnight ending.		Fortnight ending.		Fortnight ending.	
Jan.	12...	1	Jan.	11..	4	Jan.	10	1
"	26...	1	"	25...	3	"	24...	3
Feb.	9...	2	Feb.	8...	2	Feb.	7...	3
"	23...	1	"	22...	3	"	21...	2
Mar.	9...	2	Mar.	8...	1	Mar.	7...	1
"	23...	...	"	22...	1	"	21...	2
April	6...	1	April	5...	2	April	4..	1
"	20	1	"	19...	3	"	18...	3
May	4 ..	2	May	3...	...	May	2 .	1
"	18...	...	"	17 ..	1	"	16...	...
June	1...	...	"	31...	3	"	30...	...
"	15...	...	June	14...	1	June	13...	...
"	29...	1	"	28...	3	"	27 .	...
July	13...	2	July	12...	...	July	11...	1
"	27...	2	"	26 .	1	"	25...	1
Aug.	10...	...	Aug.	9...	2	Aug.	8	2
"	24...	...	"	23...	2	"	22...	2
Sept.	7	...	Sept.	6...	2	Sept.	5...	3
"	21...	...	"	20...	4	"	19...	...
Oct.	5...	...	Oct.	4...	1	Oct.	3...	2
"	19...	...	"	18 ..	1	"	17...	...
Nov.	2...	1	Nov.	1...	...	"	31...	1
"	16...	2	"	15...	...	Nov.	14..	1
"	30...	2	"	29...	...	"	28...	1
Dec.	14...	2	Dec.	13...	...	Dec.	12...	3
"	28...	—	"	27...	4	"	26	...
Totals ...		23			44			34
								43



TABLE 29.

(Dr. TATHAM'S.)

Average rate of Infant Mortality under one year, per 1,000 births, among Male and Female Infants, in the opening and closing quinquennia of the last quarter of the century.

CAUSES OF DEATH.	URBAN COUNTIES.				RURAL COUNTIES.			
	Males.		Females.		Males.		Females.	
	1873-1877	1898-1902	1873-1877	1898-1902	1873-1877	1898-1892	1873-1877	1898-1902
All Causes	175.9	180.0	145.5	149.2	139.9	138.8	112.5	111.0
Small Pox	.5	.0	.5	.0	.1	.0	.1	.0
Measles	3.0	3.7	2.6	3.2	1.6	1.8	1.3	1.5
Scarlet Fever	1.5	.3	1.3	.2	1.1	.1	.8	.1
Diphtheria and Croup	1.2	.8	.9	.6	.9	.4	.7	.3
Whooping Cough	5.9	5.2	6.6	5.8	5.0	5.3	5.1	5.6
Erysipelas	.9	.3	1.0	.4	.7	.2	.6	.2
Diarrhæa, Dysentery, Cholera, Enteritis...	22.1	36.6	18.8	32.5	11.1	18.5	9.3	14.8
Syphilis	2.2	1.5	2.0	1.3	1.1	.8	.9	.7
Rickets	.1	.8	.1	.5	.1	.5	.0	.4
Tuberculous Diseases	11.8	8.2	9.3	6.6	7.9	5.2	6.4	4.2
Meningitis, Convulsions	32.0	23.3	24.5	18.2	26.3	20.1	19.8	15.2
Laryngismus Stridulus	.8	.4	.4	.2	.3	.3	.2	.2
Bronchitis, Laryngitis	20.6	16.5	16.3	13.4	12.7	12.7	9.8	10.2
Pneumonia	9.8	13.8	7.6	10.8	7.2	9.4	5.2	6.9
Diseases of Stomach and Liver	1.9	3.5	1.3	2.9	1.6	2.9	1.1	2.2
Premature Birth	14.2	22.3	11.6	17.9	12.6	20.7	10.0	16.7
Congenital Defects...	2.0	5.3	1.8	4.1	1.9	4.6	1.7	3.7
Teething	3.6	2.8	2.9	2.3	2.4	2.0	1.7	1.7
Atrophy, &c....	29.9	23.8	25.8	19.4	33.0	23.7	27.5	18.8
All other causes	11.9	10.9	10.2	8.9	12.3	9.6	10.3	7.5

NOTE.—O indicates that the deaths were too few to give a rate of .05 per 1000.

TABLE 30.

(DR. TATHAM'S.)

Mortality among legitimate and illegitimate infants, respectively, in the year 1902. Average rates of death from various causes, under one year, per 1,000 births (*a*) in London and (*b*) in the following Rural Counties: Buckingham, Cambridge, Cornwall, Hereford, Huntingdon, Lincoln, North Wales, Norfolk, Oxford, Rutland, Salop, Somerset, South Wales (less Glamorgan), Suffolk, Westmoreland, Wilts. Estimated Rural population in 1902 4,279,175.

CAUSES OF DEATH.	LONDON.				RURAL COUNTIES.			
	Males.		Females.		Males.		Females.	
	Legitimate	Illegitimate	Legitimate	Illegitimate	Legitimate	Illegitimate	Legitimate	Illegitimate
All Causes ... ..	151·2	289·3	118·7	264·1	125·6	190·2	98·8	166·1
Small Pox ... ..	·2	...	·1	...	·0	...	·0	...
Measles ... ..	4·1	4·2	3·4	6·0	2·9	1·8	2·3	1·5
Scarlet Fever ... ..	·2	·4	·2	·4	·2	...	·1	...
Diphtheria and Croup ... ..	·8	·4	·6	·4	·4	·4	·3	...
Whooping Cough ... ..	6·1	4·2	6·2	8·6	5·2	5·7	5·8	6·6
Erysipelas ... ..	·2	·4	·4	·4	·2	...	·3	...
Diarrhæa, Dysentery, Cholera, Enteritis...	20·6	48·6	16·3	47·9	9·0	14·1	6·3	13·9
Syphilis ... ..	1·9	19·7	1·1	9·5	·4	3·2	·5	4·0
Rickets ... ..	1·0	4·2	·6	1·7	·5	1·4	·5	1·5
Tuberculous Diseases ... ..	7·9	18·0	6·5	13·8	4·9	6·4	3·3	6·2
Meningitis, Convulsions ... ..	13·7	20·6	10·0	20·3	18·7	26·5	13·7	23·0
Laryngismus Stridulus ... ..	·4	·8	·3	...	·3	·7	·2	...
Bronchitis, Laryngitis ... ..	13·5	18·0	10·5	17·3	11·8	15·2	10·5	16·8
Pneumonia ... ..	17·1	18·5	13·1	17·7	11·4	13·1	7·8	7·7
Diseases of Stomach and Liver ... ..	2·5	4·6	2·6	5·6	2·2	3·9	2·0	2·9
Premature Birth ... ..	23·1	34·4	17·4	33·7	20·3	30·4	15·9	19·7
Congenital Defects .. ..	6·4	9·6	4·3	7·3	5·5	3·9	4·2	4·7
Teething ... ..	1·7	5·0	1·6	2·6	2·2	2·1	1·6	4·4
Atrophy, &c. ... ..	17·2	50·8	12·8	45·7	20·4	41·7	16·9	36·9
All other causes ... ..	12·6	26·9	10·7	25·2	9·1	19·7	6·6	16·3

Note.—·0 indicates that the deaths were too few to give a rate of ·05 per 1,000.



TABLE 31.

(Dr. TATHAM'S).

Mortality among the Legitimate and Illegitimate Infants respectively in the year 1902. Deaths per 1,000 births at the several age groups under one year (a) in London, and (b) in the following rural counties:—Buckingham, Cambridge, Cornwall, Hereford, Huntingdon, Lincoln, North Wales, Norfolk, Oxford, Rutland, Salop, Somerset, South Wales (less Glamorgan), Suffolk, Westmoreland, Wilts. Estimated rural population in 1902, 4,279,175.

AGES AT DEATH.	LONDON.				RURAL COUNTIES.			
	Males.		Females.		Males.		Females.	
	Illegitimate	Legitimate	Illegitimate	Legitimate	Legitimate	Illegitimate	Legitimate	Illegitimate
Under 1 week ... ..	27·8	41·9	18·8	42·8	29·1	39·6	27·8	31·8
1—2 weeks ... ..	7·1	10·9	5·1	12·1	6·4	13·4	4·7	8·4
2—3 „ ... ..	6·8	11·8	5·3	8·6	5·7	9·2	5·2	9·1
3—4 „ ... ..	5·0	11·3	5·0	5·6	4·6	7·4	3·3	4·0
Total under one month ... ..	46·7	75·9	34·2	69·1	45·8	69·6	34·7	53·3
1—2 months ... ..	16·0	43·2	12·3	37·1	14·1	25·8	11·4	20·8
2—3 „ ... ..	11·9	36·9	9·6	27·6	10·7	18·7	8·4	14·2
3—4 „ ... ..	11·1	30·6	9·0	19·0	9·4	13·8	6·7	15·0
4—5 „ ... ..	9·4	16·8	7·3	19·4	7·4	11·0	6·0	11·0
5—6 „ ... ..	8·6	18·0	6·4	16·8	6·4	11·7	4·9	8·8
6—7 „ ... ..	8·8	15·5	6·8	16·8	6·1	9·9	5·0	9·8
7—8 „ ... ..	8·4	14·3	6·7	13·4	5·8	8·8	4·6	8·0
8—9 „ ... ..	8·6	11·7	6·8	12·1	5·9	5·3	4·4	6·2
9—10 „ ... ..	7·3	10·5	6·5	10·4	5·4	5·3	4·2	9·1
10—11 „ ... ..	7·5	8·4	6·4	8·2	4·7	5·7	4·5	5·5
11—12 „ ... ..	6·9	7·5	6·7	14·2	3·9	4·6	4·0	4·4
Total under one year ... ..	151·2	289·3	118·7	264·1	125·6	190·2	98·8	166·1

TABLE 32.

## LONDON BOROUGH.

## PERCENTAGE OF OVERCROWDING AT CENSUS OF 1901.

BOROUGH.	PER- CENTAGE.	BOROUGH.	PER- CENTAGE.
Paddington ...	13·57	Shoreditch ...	29·95
Kensington ...	14·84	Bethnal Green...	29·62
Hammersmith ...	11·76	Stepney...	33·21
Fulham ...	10·85	Poplar ..	16·41
Chelsea ...	14·43	Southwark ...	22·35
Westminster (City of)...	13·03	Bermondsey ...	19·66
St. Marylebone...	21·12	Lambeth ...	12·22
Hampstead ...	6·37	Battersea ...	10·89
St. Pancras ...	23·98	Wandsworth ...	4·46
Islington ...	17·00	Camberwell ...	9·65
Stoke Newington ...	5·52	Deptford ...	9·06
Hackney ...	10·18	Greenwich ...	8·30
Holborn ...	25·05	Lewisham ...	2·67
Finsbury ...	35·22	Woolwich ...	6·60
London (City of) ...	10·85	London ...	16·01



TABLE 33.

RETURN OF FAMILIES ADMITTED INTO THE COUNCIL'S RECEPTION HOUSE DURING THE YEAR 1904.

1904.		Small-pox.			Scarlet Fever.			Diphtheria.			Enteric Fever.			Phthisis, &c.		
Week Ending.		No. of Families.	No. of Persons.	No. of Days.	No. of Families.	No. of Persons.	No. of Days.	No. of Families.	No. of Persons.	No. of Days.	No. of Families.	No. of Persons.	No. of Days.	No. of Families.	No. of Persons.	No. of Days.
Jany.	9	1	5	10	—	—	—	1	2	2	—	—	—	—	—	—
"	16	—	—	—	1	3	6	2	5	6	—	—	—	—	—	—
"	23	1	1	2	—	—	—	1	7	21	1	1	1	—	—	—
"	30	—	—	—	3	12	12	—	—	—	2	4	4	1	7	7
Feby.	6	—	—	—	4	15	15	2	2	2	—	—	—	—	—	—
"	13	—	—	—	2	9	9	1	6	6	—	—	—	2	2	2
"	20	1	3	9	—	—	—	3	12	14	2	9	19	—	—	—
"	27	—	—	—	1	2	2	1	2	4	1	5	5	—	—	—
March	5	—	—	—	3	8	8	1	1	1	—	—	—	—	—	—
"	12	2	2	7	4	15	15	3	12	22	1	3	6	1	4	4
"	19	—	—	—	—	—	—	1	5	5	—	—	—	—	—	—
"	26	5	12	32	2	4	8	2	2	3	—	—	—	—	—	—
April	2	—	—	—	2	6	6	—	—	—	—	—	—	—	—	—
"	9	1	1	5	1	2	4	1	5	5	—	—	—	*1	1	1
"	16	2	2	2	1	4	4	3	14	16	—	—	—	—	—	—
"	23	—	—	—	2	8	8	3	9	9	—	—	—	—	—	—
"	30	—	—	—	6	23	28	2	7	14	—	—	—	—	—	—
May	7	3	9	17	5	14	30	2	3	3	—	—	—	—	—	—
"	14	6	11	44	1	4	4	2	10	22	—	—	—	*2	2	2
"	21	1	2	2	2	4	6	2	5	5	—	—	—	—	—	—
"	28	3	12	44	2	3	6	1	2	6	—	—	—	—	—	—
June	4	1	1	2	2	6	12	2	6	6	—	—	—	—	—	—
"	11	—	—	—	1	3	6	2	6	6	—	—	—	—	—	—
"	18	—	—	—	2	6	9	—	—	—	1	7	7	—	—	—
"	25	1	2	18	1	3	6	—	—	—	—	—	—	—	—	—
July	2	1	1	2	1	4	4	3	8	13	—	—	—	—	—	—
Crd. fwd.		29	64	196	49	158	208	41	131	191	8	29	42	7	16	16

\* Verminous Persons.

TABLE 33.—Continued.

1904.	Small-pox.			Scarlet Fever.			Diphtheria.			Enteric Fever.			Phthisis, &c.		
Week Ending.	No. of Families.	No. of Persons.	No. of Days.	No. of Families.	No. of Persons.	No. of Days.	No. of Families.	No. of Persons.	No. of Days.	No. of Families.	No. of Persons.	No. of Days.	No. of Families.	No. of Persons.	No. of Days.
Brt. frwd.	29	64	196	49	158	208	41	131	191	8	29	42	7	16	16
July 9	—	—	—	2	9	18	2	4	10	1	1	1	—	—	—
„ 16	—	—	—	1	1	1	—	—	—	1	1	1	1	2	4
„ 23	—	—	—	2	4	4	—	—	—	1	4	4	—	—	—
„ 30	—	—	—	2	6	12	1	5	5	—	—	—	2	4	4
Aug. 6	—	—	—	—	—	—	—	—	—	—	—	—	—	—	—
„ 13	—	—	—	2	5	5	1	4	4	2	7	8	*1	1	1
„ 20	—	—	—	2	5	7	—	—	—	—	—	—	*1	1	1
„ 27	—	—	—	2	6	6	1	5	5	—	—	—	*1	1	1
Sept. 3	—	—	—	1	4	4	1	4	4	—	—	—	—	—	—
„ 10	—	—	—	2	7	7	1	2	2	—	—	—	—	—	—
„ 17	—	—	—	—	—	—	1	1	2	—	—	—	—	—	—
„ 24	—	—	—	1	3	3	—	—	—	1	7	14	—	—	—
Oct. 1	—	—	—	—	—	—	—	—	—	—	—	—	—	—	—
„ 8	—	—	—	1	2	2	2	6	10	—	—	—	—	—	—
„ 15	—	—	—	1	1	1	2	7	7	—	—	—	—	—	—
„ 22	—	—	—	1	5	5	1	4	4	—	—	—	—	—	—
„ 29	—	—	—	1	2	4	2	10	10	1	1	1	*1	1	1
Nov. 5	—	—	—	2	4	4	1	3	3	—	—	—	—	—	—
„ 12	—	—	—	1	5	5	3	10	10	—	—	—	*3	7	7
„ 19	—	—	—	4	14	34	—	—	—	—	—	—	—	—	—
„ 26	—	—	—	1	3	3	2	11	11	—	—	—	—	—	—
Dec. 3	—	—	—	1	3	9	1	7	14	—	—	—	*1	4	4
„ 10	—	—	—	—	—	—	3	7	10	—	—	—	*4	12	12
„ 17	—	—	—	—	—	—	1	3	5	—	—	—	—	—	—
„ 24	—	—	—	2	7	7	2	6	6	—	—	—	—	—	—
„ 31	—	—	—	—	—	—	—	—	—	—	—	—	—	—	—
Total ...	29	64	196	81	254	349	69	230	313	15	50	71	22	49	51

Average Number  
of days each per-  
son was resident

3·0 days

1·3 days

1·3 days

1·4 days

1·0 day

\* Verminous persons.



## DISINFECTION.

The number of rooms disinfected during the year was 3141, of which 578 were stripped; 2356 rooms were disinfected in the year 1903. Disinfection has been carried out periodically in every instance where a case of Phthisis was notified.

**TABLE 34.**

**The Locality of Rooms Disinfected.**

	St. Mary's Ward.	St. Paul's Ward.	St. Peter's Ward.	St. John's Ward.	Trinity Ward.	All Saints Ward.	St. Michael's Ward.	St. Jude's Ward.	St. George's Ward.	Christ- church Ward.	St. Saviour's Ward.	Total.
Number of Rooms Disin- fected	328	179	263	653	149	402	480	192	229	152	114	3141

Special disinfection was carried out by the officials of this department at the following premises, applications having been made to me by the authorities concerned :—

*Christchurch Workhouse* :—9 wards (after Small-pox).

*Michael Faraday Schools* :—2 rooms (after Measles).

*St. George's Workhouse* :—3 wards (after Small-pox).

*Victory Place Schools* :—1 room (after Measles).

*Public Library, Walworth Road* :—The whole of the rooms.

*Penrose Street Schools* :—1 room (after Measles).

*Surrey Square Schools, Infants' Department* :—After Measles.

*Crampton Street Schools* :—“ H ” Room (after Measles).

*Orphanage, Austral Street* :—7 rooms (after Scarlet Fever).

TABLE 35.

Bedding, &amp;c., Disinfected and Destroyed during the Year, 1904.

Articles.	No. Disinfected.	No. Destroyed.
Beds ... ..	842	16
Palliasses ... ..	779	37
Bolsters ... ..	620	9
Pillows ... ..	1,701	7
Cushions ... ..	520	4
Blankets ... ..	1,482	13
Sheets ... ..	1,457	5
Quilts ... ..	1,096	2
Articles of Clothing, &c. }	8,399	245
Books ... ..	115	12
Total ... ..	17,011	350

In addition to the above 2 tons 10 cwt. 3 qrs. 10lbs. of China Horse-hair was disinfected.



## REPORT ON DISINFECTION.

The object is (1) The better provision of the means of disinfecting bedding and articles of clothing after dangerous infectious disease, under Sections 59, 60 and 61 of the Public Health (London) Act of 1891. (2) The carrying out of the provisions of the Cleansing of Persons Act of 1897 and (3) The carrying out of the Sections 24 to 26 of the L.C.C. (General Powers) Act, 1904, relating to the cleansing and purifying of filthy and verminous rooms and contents. The present means of disinfection is inadequate to properly carry out the provisions of Section 60 Sub-section 5 of the Public Health (London) Act, 1891. It is not only inadequate, but at times very costly, when both stations are in use as they frequently are at the present time. With our present mode of disinfection serious injury is being done to the bedding and clothing submitted to us for disinfection. The stains which could easily be removed from the articles by washing before the articles were placed in the chamber, become permanently fixed and cannot be removed by any subsequent washing. This permanent injury to clothing and bedding is a very serious matter to the poor people of our district. We do compensate persons for this damage from time to time, but hardly one in a hundred makes any complaint. The necessity of a laundry in connection with disinfecting stations is now generally acknowledged. Of course it would be impossible to provide anything of the kind at Manor Place, as there is no room for anything of the kind there. With regard to the cleansing of persons which is a duty placed upon the local authority, we have discouraged as far as possible persons applying to us, as we have not the means for carrying out the purposes of the Act. When it is impossible to avoid disinfecting and cleansing a verminous person and his clothes, we have been compelled to use the Reception House in which to treat him. In many of the boroughs, rooms, both for males and females have been provided for these persons, and many hundreds have availed themselves of the provision. In a district such as ours there is a great want of such accommodation. Since the cleansing and purifying of filthy and verminous rooms have been placed upon the Council by the L.C.C. (General Powers) Act, the school authorities in particular have forwarded many cases that have had to be dealt with, besides those we are daily finding out ourselves. The Council can hardly be aware that we have no accommodation for the officers, who are employed in the stripping of rooms and in the other processes of disinfection, bathing and cleansing themselves before going home. As a protection to outside people with whom they come into contact this is obviously on economic grounds very much needed.

**TABLE 36.**  
**MORTUARIES.**

During the year 557 bodies were received into the Mortuaries:—

Reasons bodies were brought to Mortuary.	Collier's Rents Mortuary.	Manor Place Mortuary.	Total.
Bodies brought in upon which Inquests were held ...	293	210	503
Bodies brought in for convenience ... ..	31	17	48
Bodies brought in in cases where death had occurred from Infectious Diseases	1	5	6
Total ... ..	325	232	557

**TABLE 37.**  
**WATER SUPPLY.**

Water supplies have been laid on to houses in the Borough after having been withdrawn as follows:—

WARDS.											TOTAL.
St. Mary's.	St. Paul's.	St. Peter's.	St. John's.	Trinity.	All Saints'.	St. Michael's.	St. Jude's.	St. George's.	Christchurch.	St. Saviour's.	
1	7	5	4	6	2	21	5	3	1	3	58



## SANITARY WORK.

## ST. MARY'S WARD.

House to house inspections have been carried out in the following localities :—

Manor Place, Borrett Road, Clock Passage, Ventry Place, Ostend Place, Farrell Court, New Street, Arcot Place, Newington Butts, Draper Street, Sherston Place, Collitch Place, Longville Road, Roy Place, Dreper's Almhouses, Brune Place, Dante Road, Hurlbutt Place, Horse and Groom Court, Peacock Square, Penton Place, Gaza Street, St. Gabriel Street, Albion House, Sharsted Street, Steedman Place, Peacock Street, Hodson Street, Suffield Road, Danson Road, Black Prince Court.

*Miscellaneous Nuisances abated, with Localities.*

## ANIMALS :—

*Rats*—Hodson Street.

*Rabbits*—Delverton Road.

*Dogs*—Manor Place, Penton Place.

*Fowls*—Walworth Road.

**FISH OFFAL**—Draper Street (several), Newington Butts, Walworth Road, Hodson Street.

**FOUL ACCUMULATIONS**—New Kent Road, St. Gabriel Street (several), Newington Butts (several), De Laune Street, Longville Road (several), Penton Place, Peacock Street (several), Clarence Yard, Hurlbutt Place, Occupation Road, Crampton Street, Steedman Street.

**FOUL MANURE**.—Amelia Street (several), Farrell Court, Hampton Street (several), De Laune Street, Newington Crescent, Penrose Street, Walworth Road, Steedman Street (several), Chapter Road, Iliffe Street, New Street, De Laune Street, Churchyard Row.

## ST. PAUL'S WARD.

House to house inspections have been carried out in the following localities :—

Hillingdon Street, Chapter Terrace, Sutherland Square, Sutherland Street, Sutherland Place, Lorrimore Square, Empress Street, Walworth Road, Avenue Road, Royal Road, Goschen Street, Horsman Street, Cambridge Street, Farmer's Road, Palmerston Street, Sturgeon Road, Alpha Square.

*Miscellaneous Nuisances abated, with Localities.*

## ANIMALS :—

*Rats*—Grosvenor Park (several), Hillingdon Street (several).*Ducks*—Hillingdon Street.*Cats*—Sutherland Place.*Fowls*—Sutherland Place.

FOUL ACCUMULATIONS—Fleming Road, Sturgeon Road, Grosvenor Terrace, Cambridge Street, Cyril Street, Beresford Street, Horsman Street, Palmerston Street.

FOUL MANURE—Blucher Street, Camberwell Road (several), Walworth Road, Hillingdon Street (several), Carter Street (several), Cook's Road, Lorrimore Square, Sutherland Street (several), Lorrimore Buildings, Grosvenor Terrace, Avenue Road, Beresford Street.

## ST. PETER'S WARD.

House to house inspections have been carried out in the following localities :—

Westmoreland Road, Boyson Road, Bronti Place, Boundary Lane, Faraday Street, Mann Street, Inville Road, Sondes Street, Villa Street, South Street, Doctor Street, Cancel Street, Phelp Street.

*Miscellaneous Nuisances abated, with Localities.*

## ANIMALS :—

*Fowls*—Westmoreland Road (several), Blackwood Street, Mann Street.*Ducks*—Bronti Place, Blackwood Street.*Rats*—Trafalgar Street, Walworth Road.*Rabbits*—Blackwood Street.*Cats*—Boyson Road.

FISH OFFAL—Walworth Road.

CARCASSES—Liverpool Street.

FOUL ACCUMULATIONS—Bronti Place, Boyson Road, Villa Street, Walworth Road.

FOUL MANURE—Bronti Place (several), Walworth Road, Villa Street, South Street, East Street.



## ST. JOHN'S WARD.

House to house inspections have been carried out in the following localities :—

Weymouth Buildings, Hard Street, Bedford Street, Content Street, Ladysmith Buildings, Walworth Road, Salisbury Buildings, Townley Street, East Street, Guinness Buildings, Nursery Row, Ash Street, Rodney Road, Winch Place, Eltham Street.

*Miscellaneous Nuisances abated, with Localities.*

## ANIMALS :—

*Rabbits* —Turquand Street.

*Fowls*—Walworth Road, East Street, Eltham Street.

*Rats*—Winch Place.

*Dogs*—Munton Road, Beatrice House, York Mansions.

FISH OFFAL—Deacon Street (several), Rodney Road (several), Morecambe Street.

FOUL ACCUMULATIONS—Hard Street, Brandon Street, Walworth Road (several), Munton Road (several), Townley Street, Rodney Road (several), Lion Street.

FOUL MANURE—Hard Street, Walworth Road (several), Angle Street, Deacon Street, Victory Place (several), Little Trafalgar Place.

## TRINITY WARD.

House to house inspections have been carried out in the following localities :—

Great Bland Street, Ralph Street, Black Horse Court, Union Road, County Terrace Street, Harper Street, King's Place, Rockingham Street, Bideford Court, Lander Place, Falmouth Road, Falmouth Chambers, Meadow Row, Tabard Street, Goode's Court, Cole Street, Ripley Street, Arcadia, Tarn Street, Arch Street, Globe Street, Globe Buildings, Rockingham Buildings, Tiverton Street, Hulme Place, Uxbridge Street, Trinity House, Bath House, Devonshire House, Foston Place, Standard Street.

*Miscellaneous Nuisances abated, with Localities.*

## ANIMALS :—

*Rats*—Standard Street, County Terrace Street, Theobald Street.

*Fowls*—Meadow Row, Ripley Street, Tarn Street (several), Hulme Place (several), County Terrace Street, Uxbridge Street, Foston Place, Standard Street.

*Pigeons*—Falmouth Road, Uxbridge Street.

*Rabbits*—Meadow Row, Ayliffe Street, County Terrace Street (several), Arnott Street, Uxbridge Street, Woodman's Place.

*FISH OFFAL*—Union Road, Harper Street, Rockingham Street.

*RABBIT SKINS*—Silvester Street.

*FOUL ACCUMULATIONS*—Union Road, Goode's Court, Harper Street, Rockingham Street, Adam Street (several), Borough High Street, Arch Street.

*FOUL MANURE*—Union Road, County Terrace Street (several), Rockingham Street (several), Great Dover Street (several) Nebraska Street, Parel Place (several), Upper Bland Street, Trinity Place (several), Lawson Street, Great Bland Street, Cole Street, Adam Street (several), Arch Street, Tiverton Street (several), Globe Street, Swan Street.

#### ALL SAINTS' WARD.

House to house inspections have been carried out in the following localities :—

Barlow Street, William's Grove, Aylesbury Street, Flint Street, Tatum Street, Osborne Street, Dean's Buildings, Northampton Place, Hillery Road, Rodney Road, Henshaw Street, Thurlow Street, Alvey Street, Sedan Street, Darwin Buildings, Darwin Street, Lebanon Street, Salisbury Row, Chatham Street, Sandringham Buildings, Hemp Row, Jesmond Street, Eagle Place, Cook's Cottages, Amery's Place, Kinglake Street, Surrey Grove, Bagshot Street, Alsace Street, Westmoreland Road, Faraday Street, Aldbridge Street.

#### *Miscellaneous Nuisances abated, with Localities.*

##### ANIMALS :—

*Fowls*—Westmoreland Road, Tisdale Place, Burton Street, Mann Street, Beckway Street, Hillery Road (several), Faraday Street, Thurlow Street, East Street, Darwin Street (several), Flora Terrace, Northampton Place, Lebanon Street.

*Rabbits*—Beckway Street, Northampton Place, Hillery Road, Salisbury Row.

*Pigeons*—Rodney Road, Salisbury Row, Tisdale Place.

*FISH OFFAL*—Alvey Street, Bagshot Street.



FOUL ACCUMULATIONS—Claremont Terrace, Brockley Terrace, Barlow Street, Elsted Street.

FOUL MANURE—Surrey Grove (several), Alvey Street, Freemantle Street, Mina Road, Alvey Street (several), Kinglake Street, South Street, Ann's Row, Salisbury Row, Alvey Mews, Wood's Cottages.

### ST. MICHAEL'S WARD.

House to house inspections have been carried out in the following localities :—

Little Surrey Street, Warwick Street, Miniver Street, Lancaster Street, Albury Buildings, Clandon Buildings, Friar Street, Scovell Road, Queen's Buildings, Gilbert's Buildings, Salisbury House, Collinson Street, Princess Place, Gun Street Buildings, Lower Grotto Place, Grotto Place, New Winchester Buildings, Bittern Street, St. George's Buildings, Montague Street, King James Street, Marshall's Buildings.

### *Miscellaneous Nuisances abated, with Localities.*

ANIMALS :—

*Fowls*—King James Street.

*Rats*—Friar Street, Red Cross Street, King's Bench Walk.

FISH OFFAL—Friar Street, Webber Row.

STAGNANT WATER—Harrow Street, Borough High Street.

FOUL ACCUMULATIONS—Aster Place, Lower Grotto Place, Friar Street, Jubilee Buildings, Queen's Buildings (several).

FOUL MANURE—Star Yard, Friar Street, Princess Place, Tower Street, Borough Road, Webber Row, Barron's Place, Borough High Street, Great Suffolk Street, Bittern Street.

### ST. JUDE'S WARD.

House to house inspections have been carried out in the following localities :—

Hayles Street, Brook Street, Gaywood Street, Lancaster Street, Butcher Row, Dantzic Street, Earl Place, Southwark Bridge Road, Temple Street, St. George's Buildings, Ontario Street, Orient Street, St. George's Road, Bath Street, Hayles Buildings, Pineapple Buildings, Oswin Street.

*Miscellaneous Nuisances abated, with Localities.*

## ANIMALS :—

*Fowls*—Gaywood Street (several), Garden Row.*Pigeons*—Garden Row.*Rats*—Temple Street.*Dogs*—Elliott's Row.*Cats*—Elliott's Row.

CARCASSES—Burman Street.

STAGNANT WATER—Burman Street.

FOUL ACCUMULATIONS—Southwark Bridge Road (several), Skipton Street (several), St. George's Road, Westminster Bridge Road.

FOUL MANURE—Hayles Street, Burman Street, Elliott's Row, Newington Causeway.

## ST. GEORGE'S WARD.

House to house inspections have been carried out in the following localities :—

Graham House, Stewart House, Gordon House, Wolsley House, Tabard Street, Pardoner Street, Stanford Place, Layton's Grove, Minnow Street, Surrey Terrace, Surrey Square, Milton Terrace, Arthur House, Madron Street, East Street, Marcia Road, Northampton Street, Hendre Road, Hendre Terrace, Upper Grange Road, Cranbrook Terrace, Hendre Cottages, Alfretton Street, Cook's Buildings, Massinger Terrace, Cleghorn Cottages, Elizabeth Cottages, Wellington House, Havelock House, Palmerston House, Spurgeon House, Stubb's House, Lincoln House, Washington House, Garfield House, Devonshire House, Grosvenor House, Grant House, Westminster House, Hartington House, Cavendish House, Mason Street, Trinity Buildings, Mermaid Court, Bowling Green Lane, Tennis Court, Price's Buildings, Chapel Court.

*Miscellaneous Nuisances abated, with Localities.*

## ANIMALS :—

*Ducks*—Tabard Street.*Pigeons*—Westcott Street, Camelot Street.*Fowls*—Tabard Street (several), Albany Road, Fox's Buildings (several).



*Dogs*—Delph Street, Mermaid Court.

*Rabbits*—Tabard Street.

*Donkey*—Law Street.

FISH OFFAL—Old Kent Road.

FOUL ACCUMULATIONS—Long Lane, Willmott's Buildings, Southall Place, Tabard Street, Sterry Street, Upper Grange Road, Stubbs House, East Street, Camelot Street, Little Britain, Old Kent Road, Mason Street.

FOUL MANURE—Tabard Street (several), Chapel Court, East Street, Paull's Yard, Old Kent Road.

### CHRISTCHURCH WARD.

House to house inspections have been carried out in the following localities :—

Gravel Lane, Paved Place, Blackfriars Road, Surrey Row, Cavan Terrace, Boundary Row, Marlborough Street, Southwark Street, Hatfield Place, Holmwood Buildings, Meymott Street, Collingwood Street, George Street, Bear Lane, Burrell Street, Knight's Place, John Street West, Brunswick Place.

*Miscellaneous Nuisances abated, with Localities.*

ANIMALS :—

*Dogs*—Blackfriars Road, Hatfield Place.

*Rabbits*—Surrey Row, Hatfield Place.

*Fowls*—Hatfield Place.

FOUL ACCUMULATIONS—Blackfriars Road (several), Gravel Lane, Bennett Street, Surrey Row (several), Southwark Street, Boundary Row, Meymott Street, George Street, Stamford Street, Nelson Square (several).

FOUL MANURE—Blackfriars Road (several), Collingwood Street, Upper Ground Street (several), Bear Lane, Holland Street (several), Chancel Street, Gambia Street, Gravel Lane.

## ST. SAVIOUR'S WARD.

House to house inspections have been carried out in the following localities :—

Street's Buildings, Townsend Yard, Canvey Street, Hopetown Place, Emerson Street, Emerson Place, Southwark Bridge Buildings, Red Cross Street, Stanhope Buildings, Cromwell Buildings, Mowbray Buildings, Mander Place, Union Street.

*Miscellaneous Nuisances abated, with Localities.*

## ANIMALS :—

*Rats*—Stanhope Buildings.

*Rabbits*—Union Street.

FISH OFFAL—Gravel Lane.

STAGNANT WATER—Emerson Street, Golden Place.

FOUL ACCUMULATIONS—Golden Place, Union Street, Wood's Yard, White Hind Yard, Worcester Street.

FOUL MANURE—Holland Street (several), Southwark Bridge Road (several), Ewer Street, Wood's Yard, Sumner Street, Worcester Street, Union Street, Loman Street, Park Street, Suffolk Grove, (several), Castle Street, Stoney Street, Bankside, Winchester Street, (several), Borough High Street.



## HOUSES LET IN LODGINGS.

During the year 105 houses have been placed upon the Register.  
These houses were situate as follows:—

In the East District	...	...	48
In the West District	...	...	57
			—
Total	...		105
			—

## HOUSES REGISTERED DURING 1904.

Date of Resolution  
of Council.

PREMISES.

March 16.	Nos. 3, 4 and 5, Angel Place
	Nos. 91, 92, 94 and 101, Barlow Street
	No. 18, Bear Lane
	Nos. 11, 14, 17 and 18, Blewitt Street
	No. 5, Brunswick Place
	Nos. 229, 243, 245, 257 and 259, East Street
	Nos. 2, 4, 5 and 7, Innis Place
	Nos. 40, 59, 61 and 63, Kingston Street
	Nos. 5 and 6, Sandford Row
	Nos. 81, 99, 122, 129, 147, 149, 282 and 294, Tabard Street
	Nos. 2 and 4, Townley Street
	Nos. 197, 201 and 215, Union Street
September 28.	No. 8, Bennett Street
	No. 19, Borough Road
	Nos. 6, 10 and 11, Butchers Row
	No. 40, Dantzic Street
	Nos. 9, 15 and 16, Dodson Street
	Nos. 28, 32 and 38, Friar Street
	Nos. 4 and 5, Gilbert's Buildings
	Nos. 54 and 55, Green Street
	Nos. 33 and 35, King James Street
	No. 16, Lancaster Street
	Nos. 16, 18, 20 and 24, Lant Street
	No. 64, Redcross Street
	Nos. 8, 9, 11, 14, 15, 16, 17, 19, 22, 28, 32, 33, 35, 41, 43 and 44, St. Margaret's Court
	No. 208, Southwark Bridge Road
	No. 1, Sturge Street
	No. 41, Surrey Row

	Nos. 1, 3 and 4, Upper Ground Street
	Nos. 58 and 68, Webber Row
	No. 1, Wellington Place
December 7.	No. 46, Comus Place
	Nos. 51 and 53, Deacon Street (with the exception of 1st floors)
	Nos. 5 and 26, Fox's Buildings
	Nos. 26 and 34, Law Street
	Nos. 92 and 104, Long Lane
	Nos. 9, 10, 17 and 24, St. Stephen's Square
	Nos. 131 and 157, Tabard Street

Sixty-three houses have been removed from the Register of Houses let in Lodgings during the year. The following are the premises in question :—

Nos. 2, 10, 11, 16, 18 and 21, Brettell Street  
 Nos. 21 and 22, Burton Street  
 Nos. 14, 15 and 16, Butcher's Row  
 Nos. 7, 8, 12, 14, 40, 45 and 55, Clandon Street  
 Nos. 47 and 48, Dantzic Street  
 Nos. 52 and 53, Dodson Street  
 Nos. 117 and 119, Long Lane  
 Nos. 3, 4, 5, 6, 7, 8, 9, 10, 13, 20, 31, 32 and 33, Sterry Street  
 Nos. 1, 2, 4, 6, 9, 11, 15, 16, 17, 27, 33 and 37, Villa Street  
 Nos. 2, 3, 4, 7, 15, 16, 17, 19, 20, 21, 22, 23, 24 and 25, Wooler Street

At the end of the year 1904, the number of houses upon the Register was 1142.

These were situate in the two districts of the Borough as follows :—

In the West District	...	...	530
In the East District	...	...	612
			—
Total	...		1142
			—



**TABLE 38.**

Table Shewing the locality (in Wards) of the Houses Let in Lodgings on the Register at the end of 1904.

	WARDS.											Total.
	St. Mary	St. Paul	St. Peter	St. John	Trinity	All Saints'	St. Michael	St. Jude	St. George	Christchurch	St. Savicur	
Number of Houses upon the Register at the end of 1903	29	13	72	46	67	114	297	71	321	49	21	1100
Number of Houses placed upon the Register during the year 1904	—	—	10	4	3	13	26	5	18	7	19	105
	29	13	82	50	70	127	323	76	339	56	40	1205
Number of Houses removed from the Register during the year 1904	—	—	41	—	—	—	2	5	15	—	—	63
Total number of Registered Houses at end of 1904	29	13	41	50	70	127	321	71	324	56	40	1142

## WEST DISTRICT.

House to house inspections have been carried out in the following localities :—

Lant Place, Garden Row, Waterloo Road, Great Suffolk Street, Little Surrey Street, Queen's Buildings, Borough Road, Wellington Place, Lant Street, Gravel Lane, Scovell Road, Hayles Street, Lamdash Street, Collinson Street, Warwick Street, Redcross Street, Gray Street, Warwick Square, Montague Street, King James Street, Minor Place, Bennett Street, Bear Gardens, Stamford Street, Surrey Row, Boddy's Bridge, Disney Street, Harrow Street, Clock Passage, Dodson Street, Zoar Street, Burman Street, Horsman Street, Goschen Street, Westminster Bridge Road, Tower Street, St. Gabriel Street, Brunswick Street, Union Street, St. Margaret's Court, Sturge Street, Queen's Arm's Court, Southwark Bridge Road, Barron's Place, Webber Row, Pocock Street, Great Charlotte Street, Tower Street, Friars Place, Miniver Street, Hayles Street, Ladd's Court, Moss Alley, White Hind Alley, Noah's Ark Alley, Webber Street, Sussex House, Park Street, Canvey Street, Upper Ground Place, Friar Street.

During the year 2,655 inspections and 5,460 re-visits have been made of the various houses in this district.

2,755 entries have been made in the nuisance register, 1,085 intimation and 622 statutory notices have been served. 990 sanitary works have been carried out.

*The following Nuisances have been abated :—*

Drains amended ...	...	...	...	3
Blocked Drains unstopped ...	...	...	...	35
Closet Apparatus re-instated ...	...	...	...	180
Water Supply re-instated ...	...	...	...	12
New Closet Pans provided ...	...	...	...	27
Yards, &c., paved or paving amended ...	...	...	...	67
Gullies provided ...	...	...	...	6
Traps provided to sink pipes ...	...	...	...	11
Rain Pipes disconnected ...	...	...	...	11
Roofs repaired ...	...	...	...	96
New Dust Bins provided ...	...	...	...	80
Foul Rooms cleansed ...	...	...	...	1,679
Floor ventilation provided ...	...	...	...	11
House ventilation provided ...	...	...	...	8
Cases of overcrowding, abated ...	...	...	...	95
Miscellaneous nuisances (other than those above specified) abated ...	...	...	...	433



## EAST DISTRICT.

House to house inspections have been carried out in the following localities :—

Halpin Place, Tabard Street, Etham Street, East Street, Gurney Street, St. Stephen's Place, Pardoner Street, Weston Street, Fox's Buildings, Little Hunter Street, Law Street, Westcott Street, Lansdowne Place, Stanford Place, Runham Street, Barlow Street, Kingston Street, Innis Place, Blewitt Street, Sandford Row, Townley Street, Angel Place, Elsted Street, Cardol Place, Dorset Street, Delph Street, Tisdale Place, Larissa Street, Chapel Court, Huntsman Street, Linwood Place, Cole Street, Violet Place, Crosby Row, Southall Place, Warren Place, Collier's Rents, Chatham Street, Layton's Grove, Staple Street, Long Lane, Willmott's Buildings, Brandon Street, Rodney Road, Beckway Street, Prioress Street, Camelot Street, Fox Court, Mermaid Court, Walker Street, Falstaff Yard, St. Stephen's Square.

During the year 2,365 inspections and 5,559 re-visits have been made of the various houses in this district.

2,537 entries have been made in the nuisance register, 1,675 intimation and 700 statutory notices have been served. 1,277 sanitary works have been completed.

*The following Nuisances have been abated :—*

Drain amended	...	...	...	1
Blocked Drains unstopped	...	...	...	65
Closet Apparatus re-instated	...	...	...	220
Water Supply re-instated	...	...	...	14
New Closet Pans provided	...	...	...	14
Paving amended	...	...	...	173
Gullies provided	...	...	...	4
Roofs repaired	...	...	...	180
Sinks trapped	...	...	...	15
Rain pipes disconnected	...	...	...	13
New Dust Bins provided	...	...	...	148
Foul rooms cleansed	...	...	...	3,400
Houses ventilated	...	...	...	12
Floor ventilation provided	...	...	...	16
Cases of overcrowding abated	...	...	...	143
Miscellaneous nuisances (other than those above specified) abated	...	...	...	391

TABLE 39.

Summary of Original Inspections, &amp;c., made in the several Wards during the year 1904.

WARD OR DISTRICT.	COMPLAINTS. (Including houses in which deaths have occurred.)			HOUSE TO HOUSE.			INFECTIOUS DISEASES.			WORKSHOPS.		Number of Original Inspections made daily.	Number of Reinspections made daily.
	Number of Inspections made.	Number of drains tested.	Number of Reinspections made.	Number of Inspections made.	Number of drains tested.	Number of Reinspections made.	Number of Inspections made.	Number of drains tested.	Number of Reinspections made.	Number of Inspections made.	Number of Reinspections made.		
St. Mary ...	1031	602	1710	642	254	1391	234	232	230	192	8	7.2	11.4
St. Paul ...	764	529	2620	661	547	2178	168	168	408	161	65	6.0	18.1
St. Peter ...	570	454	2025	775	360	4214	122	122	234	49	10	5.2	22.2
St. John ...	981	736	2828	475	402	2668	197	197	542	124	55	6.1	20.9
Trinity ...	680	345	1478	1078	258	3402	106	106	181	180	12	7.0	17.4
All Saints ...	782	573	1956	1026	878	4318	144	144	244	127	8	7.1	22.4
St. Michael ...	1041	635	3220	762	397	2694	147	145	384	104	116	5.4	17.2
St. Jude ...	646	463	1675	706	563	3035	114	114	276	92	45	5.3	17.2
St. George ...	687	528	1820	847	783	3799	167	167	302	129	215	6.2	21.0
Christchurch ...	512	337	2400	328	320	1463	88	88	207	171	539	3.7	15.8
St. Saviour ...	646	355	1861	471	467	1392	78	77	200	128	274	4.5	12.8
West District ...	646	—	734	1992	—	4682	17	—	44	—	—	9.1	18.7
East District ...	486	—	1465	1852	—	4060	27	—	34	—	—	8.1	19.1
Women's Wkshps. ...	—	—	—	—	—	—	—	—	—	851	1161	7.4	20.5
Bakehouses ...	—	—	—	—	—	—	—	—	—	439	—	—	—
Total ...	9472	5557	25,792	11,615	5229	39,296	1609	1560	3286	2747	2508	—	—



**TABLE**  
**Summary of Sanitary**

WARD.	Entries in Register.	Intimation Notices served.	Statutory Notices served.	Sanitary Works completed.	Drain reconstructed.	Drain repaired.	Interceptor, &c.	Blocked Drains unstopped.	New Soilpipe provided.	Closet app. or repaired.	Closet provided.	Water supply.	Closet Pan and Trap.	Yards, &c., paved.
St. Mary's ...	2006	818	220	839	21	23	7	36	19	184	4	8	53	9
St. Paul's ...	1705	932	331	992	159	31	24	47	23	231	8	6	207	35
St. Peter's ...	1556	821	141	891	35	26	19	26	3	98	3	1	70	4
St. John's ...	1734	940	296	1003	75	65	11	42	28	179	7	17	147	13
Trinity ...	2037	1089	302	1045	17	28	...	37	1	194	1	22	29	...
All Saints' ...	2026	1138	376	1115	138	19	25	42	...	195	5	3	74	17
St. Michael's	2087	1031	531	1097	89	28	32	60	9	218	5	14	150	15
St. Jude's ...	1533	789	353	739	65	31	15	30	31	118	8	6	191	79
St. George's	1851	990	320	986	126	21	19	48	36	300	15	4	207	15
Christchurch	1145	618	181	662	28	25	8	18	10	142	18	7	93	9
St. Saviour's	1413	621	138	581	34	7	10	26	17	108	31	2	79	12
West District	2755	1085	622	990	...	3	...	35	...	180	...	12	27	...
East District	2537	1675	700	1277	...	1	...	65	...	220	...	14	14	...
Women's Workshops	884	209	129	247	...	...	...	4	...	29	13	3	16	...
Total for Borough }	25269	12756	4640	12464	787	308	170	516	177	2396	118	119	1351	208

**Works Completed, 1904.**

Paving repaired.	Gullies provided.	Sinks trapped.	Rain Pipes disconnected.	Roofs, Gutters, &c.	Dust-bin provided.	Basement concreted.	Foul rooms cleansed.	Floor ventilation.	House ventilated.	Draw Tap from Main.	Overcrowding abated.	Area provided.	Surface Drains.	Miscellaneous Nuisances from Urinals, Manure, Animals, &c., abated.	Dust complaints.
63	52	38	9	56	169	...	1085	17	4	3	14	...	...	189	127
160	17	57	20	197	1	...	1311	31	4	22	11	...	...	261	17
186	6	43	16	227	153	1	1606	19	10	17	13	...	...	167	3
144	76	100	15	132	129	2	2288	106	5	26	20	...	...	219	26
118	8	12	18	238	192	1	1911	12	13	3	24	...	...	579	72
56	3	56	28	179	140	3	1619	11	3	7	45	...	...	182	35
86	56	68	19	76	82	1	1574	18	13	13	41	...	...	349	5
25	127	93	23	60	93	3	1108	27	5	16	12	1	86	127	...
182	97	91	17	148	104	2	1985	17	1	27	24	...	...	410	2
118	38	79	27	118	82	5	963	15	7	22	16	...	3	460	...
98	20	59	12	74	36	2	830	3	3	5	10	...	...	309	...
67	6	11	11	96	80	...	1679	11	8	1	95	...	2	430	...
173	4	15	13	180	148	...	3400	16	12	5	143	...	...	386	...
5	...	2	1	5	10	...	694	...	33	2	12	...	...	148	...
1481	510	724	229	1786	1419	20	22053	303	121	169	480	1	91	4016	287





## EATING HOUSES, &c.

The Council resolved on the 27th April, 1904, that the Medical Officer of Health should be empowered to grant certificates every three months to the occupiers of the Eating Houses and places where food was prepared for sale, to the effect that the premises were in a cleanly and satisfactory condition, when such was the case. It is considered that such a certificate will be a great incentive to the occupiers keeping the premises in a highly creditable state.

The form of certificate that is being used is as follows :—

“ Certificate for the three

Months ending.....

## BOROUGH OF SOUTHWARK.

Medical Officer of Health's Report as to the structural condition and cleanly state of Bakehouses, Eating Houses, and other places where food is prepared.

I certify that on.....  
was visited and found to be in a clean and good structural state.

Dated.....

*Medical Officer of Health.*

The Council of the Borough have directed that a three monthly report of the condition of all places where food is prepared shall be made.”

---

The following table shews the number of inspections, &c., made in relation to the Eating Houses during 1904.

TABLE 42.

Showing the Number of Inspections made of the Eating Houses, &c., during 1904.

WARDS.	Original Inspections.	Re-inspec- tions.	Premises found satis- factory on Inspection.	Defects found on Inspection.	Intimation Notices served.	Statutory Notices served.	Proceedings taken.
St. Mary's ...	19	35	11	8	7	—	—
St. Paul's ...	20	10	16	4	4	1	1
St. Peter's ...	16	26	13	3	3	—	—
St. John's ...	11	1	10	1	1	1	—
Trinity ...	18	7	15	3	3	—	—
All Saints' ...	7	—	7	—	—	—	—
St. Michael's ..	35	59	29	6	4	2	—
St. Jude's ...	19	34	9	10	9	2	—
St. George's ...	43	79	29	14	14	2	—
Christchurch ...	42	233	8	34	30	11	—
St. Saviour's ...	31	286	2	29	28	9	—
Total ...	261	770	149	112	103	32	1



## PROVISIONS AS TO WATER SUPPLY, &c.

During the year 1904 certificates were issued under Section 48 in respect to the undermentioned new premises:—

51 to 63 (odd numbers), New Street

2 to 24 (even numbers), Date Street

49 to 57 (odd numbers), Portland Street

New Bank Buildings at corner of Great Dover Street and Long Lane

1 to 12, Garden House, Portland Street

Caretaker's House, 78 to 84, Long Lane

36 and 38, Long Lane

58 to 66 (even numbers), De Laune Street

Fire Brigade Station, Old Kent Road

## ICE CREAMS.

The whole of the shops or other premises where Ice Cream is manufactured or stored have been inspected.

Any nuisances or defects found to exist were abated, and the premises put into a proper sanitary condition.

The following table shows the number of visits made, &c. during the year:—

ICE CREAMS (*continued*).

TABLE 43.

	St. Mary's Ward.	St. Paul's Ward.	St. Peter's Ward.	St. John's Ward.	Trinity Ward.	All Saints' Ward.	St. Michael's Ward.	St. Jude's Ward.	St. George's Ward.	Christchurch Ward.	St. Saviour's Ward.	Total for Borough.
Number of Inspections made	5	7	10	10	7	10	6	6	13	7	2	83
Number of premises at which nuisances were found	—	1	4	5	1	3	3	2	1	4	1	25
Number of premises found to be in a satisfactory condition	5	6	6	5	6	7	3	4	12	3	1	58
Intimation Notices served ...	—	1	1	5	1	4	5	2	1	4	1	25
Statutory Notices served ...	—	—	1	—	—	2	3	—	—	—	—	6
Summonses taken out ...	—	—	—	—	—	—	—	—	—	—	—	—

Summonses were taken out in 2 instances against persons selling Ice Cream from barrows upon which their names and addresses were not displayed. Particulars of these proceedings will be found under "Proceedings taken under the Public Health Act."

### REPORT ON THE CONDITION OF THE STABLES IN THE BOROUGH.

I have to submit a report on the condition of the stables of the Borough, and as to the desirability of the registration of them.

There are 521 stables in the Borough in which are accommodated 7,152 horses. The largest number is found in St. Mary's Ward, whilst the smallest number is in St. George's Ward. With regard to the number of horses accommodated in each ward, the number in Trinity far exceeds that of any other ward, the smallest number being in St. Peter's Ward. This small number in St. Peter's Ward is partly accounted for at the present time by the extensive rebuilding that is now going on on the Clandon Estate.

The litter that is used is peat in 73 stables, straw in 373, and wood chips in 75. The method of storage is in a waggon in 31, a brick receptacle in 244, a cage in 87, and in 159 there is no receptacle. The condition of the receptacle was good in 287 cases, fair in 50, and bad in 25. With regard to the frequency of removal, 176 had the manure removed every day, 195 every two days, 93 every three days, and 57 once a week. The condition of the manure was not foul smelling in 501,



and foul smelling in 20. 503 stables were properly paved and drained, while 18 were not drained. The ventilation was good in 520 stables and only bad in one. In 362 stables watercloset accommodation is provided for the workmen, whilst 159 stables, where no men are employed, had no such accommodation. 1094 men are employed in connection with the stables. The stable accommodation necessary for the comfort of a horse in well-appointed stables is 100 square feet of floor space. Many of the stables in the Borough, among which are those belonging to the Borough Council, Messrs. Tarn & Co., and other firms employing a large number of horses, are found to have this 100 square feet. The greatest transgressors in regard to restricted accommodation are, speaking generally, the omnibus and cab proprietors, the stables of whom have rarely more than between 50 and 60 square feet of floor space for each horse. The number of stables affording less than 50 square feet per horse is 22, 30 stables have between 50 and 60 feet, 71 stables between 60 and 70 feet, 62 between 70 and 80 feet, 46 between 80 and 90 feet, 58 between 90 and 100 feet, whilst 232 stables have accommodation of over 100 square feet per horse.

With this splendid accommodation for the large portion of horses in the Borough, both in the way of floor space, the good structural condition of the stables, the ventilation, the watercloset accommodation for the work people, and the attention paid to the removal of manure, I hardly think it is necessary to proceed with any recommendation for the registration of the stables in the Borough.

**TABLE 44.**  
**Sanitary Condition of the Stables in the Borough.**

				WARDS.									Total for Borough		
				St. Mary.	St. Paul.	St. Peter.	St. John.	Trinity.	All Saints.	St. Michael	St. Jude.	St. George		Christ- church.	St. Saviour.
Number of Horses accommodated	...	...	...	836	1167	135	775	1353	286	586	653	303	642	416	7152
Litter Used—Peat	...	...	...	14	11	1	4	12	4	5	7	2	11	2	73
Straw	...	...	...	53	31	18	45	33	57	24	32	9	28	43	373
Other kind	...	...	...	5	18	7	9	6	6	7	4	13	—	—	75
Method of Storage—Wagon	...	...	...	12	5	—	1	1	3	1	4	—	2	2	31
Brick Receptacle	...	...	...	26	33	5	17	29	24	28	22	12	19	19	244
No Receptacle	...	...	...	27	14	15	25	5	20	6	17	4	16	10	159
Cage	...	...	...	7	8	6	15	16	10	1	—	8	2	14	87
Condition of Receptacle—Good	...	...	...	38	45	9	23	10	45	27	22	17	21	30	287
Fair	...	...	...	1	—	1	9	33	2	—	4	—	—	—	50
Bad	...	...	...	6	1	1	1	3	—	3	—	3	2	5	25
Frequency of Removal—Every day	...	...	...	33	15	12	26	11	31	7	11	3	13	14	176
Every two days	...	...	...	27	26	12	29	28	15	9	7	15	20	7	195
Every three days	...	...	...	10	9	1	2	11	10	14	7	6	1	22	93
Once a week	...	...	...	2	10	1	1	1	11	6	18	—	5	2	57
Condition of Refuse—Not stinking	...	...	...	71	59	26	56	50	67	32	42	24	34	40	501
Stinking	...	...	...	1	1	—	2	1	—	4	1	—	5	5	20
Stables paved and drained—Yes	...	...	...	55	60	26	58	51	67	36	43	24	39	44	503
No	...	...	...	17	—	—	—	—	—	—	—	—	—	1	18
Stables ventilated—Yes	...	...	...	72	60	26	57	51	67	36	43	24	39	45	520
No	...	...	...	—	—	—	1	—	—	—	—	—	—	—	1
Water closet accommodation—Yes	...	...	...	56	47	19	51	40	12	26	18	21	37	35	362
No	...	...	...	16	13	7	7	11	55	10	25	3	2	10	159
Number of men employed	...	...	...	90	126	52	82	173	14	70	47	123	197	120	1094
Super feet per Horse—Under 50	...	...	...	—	3	—	14	—	4	—	1	—	—	—	22
50—60	...	...	...	3	4	—	8	5	4	1	1	2	—	2	30
60—70	...	...	...	14	11	2	12	10	9	6	4	2	—	1	71
70—80	...	...	...	6	9	1	7	14	5	1	6	5	3	5	62
80—90	...	...	...	5	4	—	1	6	8	9	6	1	3	3	46
90—100	...	...	...	8	6	1	7	6	10	6	3	2	5	4	58
Over 100	...	...	...	36	23	22	9	10	27	13	23	11	28	30	232
Number of Stables	...	...	...	72	60	26	58	51	67	36	43	24	39	45	521



TABLE 45.  
Factories and Workshops.

Showing the number of Inspections with the Defects found and remedied in the several wards during the year 1904.

WARD.	1.—INSPECTIONS.												2.—DEFECTS FOUND.																							
	Factories.			Workshops.			Workplaces.			Home-workers' Premises.			Want of Cleanliness.			Want of Ventilation.			Over Crowding.			Want of Drainage of Floors.			Other Nuisances.			SANITARY ACCOMODATION.								
																												Insufficient			Unsuitable or Defective.			Not separate for Sexes.		
	Inspections.	Notices.	Summonses.	Inspections.	Notices.	Summonses.	Inspections.	Notices.	Summonses.	Inspections.	Notices.	Summonses.	Found.	Remedied.	Summonses.	Found.	Remedied.	Summonses.	Found.	Remedied.	Summonses.	Found.	Remedied.	Summonses.	Found.	Remedied.	Summonses.	Found.	Remedied.	Summonses.	Found.	Remedied.	Summonses.	Found.	Remedied.	Summonses.
St. Mary's ... (Mr. Rugg)	2	—	—	25	7	—	165	63	—	56	5	—	10	10	—	3	3	—	1	1	—	2	2	—	55	55	—	3	2	—	1	1	—	—	—	—
St. Paul's ... (Mr. Fisher)	7	5	—	28	16	1	126	72	1	87	51	1	35	30	—	—	—	—	1	1	—	2	2	—	107	98	2	9	9	1	16	16	—	—	—	—
St. Peter's ... (Mr. Nicholson)	2	1	—	6	3	—	41	26	—	75	9	—	15	15	—	2	2	—	—	—	—	1	1	—	26	24	—	1	1	—	1	1	—	—	—	—
St. John's ... (Mr. Grist)	3	2	—	10	7	—	111	37	—	51	45	—	34	34	—	5	5	—	—	—	—	—	—	—	58	57	—	2	2	—	9	9	—	—	—	—
Trinity ... (Mr. Howes)	6	4	—	17	8	—	157	55	1	85	47	—	40	40	—	2	2	—	—	—	—	1	1	—	97	97	1	1	1	—	8	8	—	—	—	—
All Saints' ... (Mr. Goodfellow)	2	2	—	17	9	—	108	47	—	83	34	—	43	41	—	1	1	—	1	1	—	—	—	—	42	39	—	—	—	—	3	3	—	—	—	—
St. Michael's ... (Mr. Jenkinson)	3	2	—	13	10	—	88	40	—	50	40	—	33	31	—	7	7	—	—	—	—	—	—	—	55	51	—	1	1	—	10	9	—	—	—	—
St. Jude's ... (Mr. Fairhurst)	5	2	—	11	2	—	76	29	—	38	6	—	21	21	—	5	5	—	—	—	—	—	—	—	21	21	—	2	1	—	2	1	—	—	—	—
St. George's ... (Mr. David)	3	4	—	64	32	—	62	24	—	41	8	—	29	29	—	5	5	—	—	—	—	—	—	—	58	55	—	2	2	—	9	8	—	—	—	—
Christchurch ... (Mr. Abson and Mr. Sweeney)	12	6	—	58	50	1	101	84	—	11	2	—	53	42	1	15	12	—	—	—	—	—	—	—	151	125	—	8	4	—	15	11	—	—	—	—
St. Saviour's ... (Mr. Abson and Mr. Sweeney)	17	4	—	21	17	—	90	80	—	8	3	—	32	23	—	12	9	—	—	—	—	4	1	—	108	62	—	5	3	—	11	4	—	—	—	—
Women's Work-shops ... (Miss Elliott)	31	3	—	820	333	—	—	—	—	69	2	—	206	185	—	33	33	—	15	12	—	—	—	—	196	190	—	5	3	—	27	27	—	13	12	—
Bakehouses ... (Mr. Weatheritt)	—	—	—	439	4	—	—	—	—	—	—	—	20	20	—	—	—	—	—	—	—	—	—	—	1	1	—	—	—	—	—	—	—	—	—	—
Total ...	93	35	—	1529	498	2	1125	557	2	654	252	1	571	521	1	90	84	—	18	15	—	10	7	—	975	875	3	39	29	1	112	98	—	13	12	—

**TABLE 46.**  
**FACTORIES AND WORKSHOPS (Women's).**

INSPECTOR, MISS ELLIOTT.

**Statement of Inspections, with Insanitary Conditions found  
existing, and of Re-Inspections, &c.**

DESCRIPTION OF WORK.	Total for Borough.
Workshops, Workplaces, Laundries, &c. Number of on the Register at end of year	612
Workshops, Number of Workrooms therein ... ..	1335
„ Number of Inspections of ... ..	851
„ Number of Re-inspections of ... ..	1161
„ Number of Workrooms measured ... ..	114
Workrooms, &c., Number of Inspections of ... ..	1596
„ found to be overcrowded ... ..	15
„ found to be insufficiently ventilated ... ..	54
„ found to be in a dirty condition ... ..	430
Workshops, &c., newly discovered and registered ... ..	108
„ Reported to H.M. Inspector on discovery ..	6
„ Removed from the Register ... ..	42
Houses visited for enquiry at which no female hands were employed	52
Houses visited <i>re</i> outworkers or at which outworkers are employed	69
Written Intimations issued ... ..	209
Statutory notices ... ..	129
Works carried out under supervision—	
(a) Additional means of ventilation provided ... ..	33
(b) Rooms cleansed and whitewashed ... ..	694
(c) Yards, Floors, Roofs, &c., repaired ... ..	55
(d) Sanitary conveniences constructed ... ..	3
(e) Miscellaneous nuisances abated ... ..	147
Overcrowding of Workrooms, Cases of, abated ... ..	12
<b>Nuisances which came under notice during the Inspections :—</b>	
(f) Drains untrapped, unventilated, &c. ... ..	—
(g) Sanitary Conveniences ill-lighted, unventilated, and defective in water supply	27
(h) Sanitary Conveniences supplied from drinking water cisterns	—
(i) Cisterns dirty or uncovered ... ..	—
(j) Miscellaneous ... ..	150



**TABLE 47.**

(This form has been supplied for the use of Medical Officers of Health at the request of the Secretary of State.)

**FACTORIES, WORKSHOPS, LAUNDRIES, WORKPLACES AND HOMEWORK.**

**1.—Inspection** (including Inspections made by Sanitary Inspectors).

Premises.	Number of		
	Inspections.	Written Notices.	Prosecutions.
Factories (including Factory Laundries) ...	93	35	...
Workshops (including Workshop Laundries)	1529	498	2
Workplaces ... ..	1125	557	2
Homeworkers' Premises ... ..	654	252	1
Total ... ..	3401	1342	5

**2.—Defects Found.**

Particulars.	Number of Defects.			Number of Prosecutions.
	Found.	Remedied.	Referred to H.M. Inspector.	
* NUISANCES UNDER THE PUBLIC HEALTH ACTS :—				
Want of Cleanliness ... ..	571	521	...	1
Want of Ventilation ... ..	90	84	...	...
Overcrowding ... ..	18	15	...	...
Want of drainage of floors ... ..	10	7	...	...
Other nuisances ... ..	975	875	...	3
Sanitary accommodations :				
Insufficient ... ..	39	29	...	1
Unsuitable or defective ... ..	112	98	...	...
Not separate for sexes ... ..	13	12	...	...
OFFENCES UNDER THE FACTORY AND WORKSHOP ACT :—				
Illegal occupation of underground bakehouse (S. 101) ... ..	...	...	...	...
Breach of special sanitary require- ments for bakehouses (SS. 97-100)	...	...	...	...
Failure as regard lists of outworkers (S. 107) ... ..	...	...	...	...
Giving out work to be done in pre- mises which are :				
Unwholesome (S. 108) ... ..	...	...	...	...
Infected (S. 110) ... ..	...	...	...	...
Allowing wearing apparel to be made in premises infected by scarlet fever or small-pox (S. 109) ...	...	...	...	...
Other offences ... ..	...	...	...	...
Total ... ..	1828	1641	...	5

\* Including those specified in Sections 2, 3, 7 and 8 of the Factory Act as remediable under the Public Health Acts.

## 3.—Other Matters.

Class,	Number.
Matters notified to H.M. Inspectors of Factories :—	
Failure to affix Abstract of the Factory and Workshop Act (S. 133) ... ..	6
Action taken in matters referred by H.M. Inspectors as remediable under the Public Health Acts, but not under the Factory Act (S. 5):	
Notified by H.M. Inspector ... ..	2
Reports (of action taken) sent to H.M. Inspectors ...	2
Other ... ..	11
Underground Bakehouses (S. 101) :—	
In use during 1903 ... ..	42
Certificates granted :	
In 1903 ... ..	42
In 1904 ... ..	41
In use at end of 1904 ... ..	41
Homework :—	
Lists of Outworkers : (Sec. 107)	
Lists received... ..	147
Addresses of Outworkers :	
Forwarded to other Authorities ... ..	693
Received from other Authorities ... ..	394
Homework in Unwholesome or Infected Premises :	
Notices prohibiting homework in unwholesome premises (S. 108) ... ..	...
Cases of infectious disease notified in homeworkers' premises... ..	...
Orders prohibiting homework in infected premises (S.110)	...
Workshops on the Register (S. 131) at the end of 1904 :	
Eating houses ... ..	210
Bakehouses ... ..	108
Laundries ... ..	74
Dressmakers, Milliners, &c. ... ..	88
Tailoring ... ..	62
Brushmakers ... ..	21
Miscellaneous ... ..	1033
Total number of Workshops on Register ...	1596



### DETECTION OF UNSOUND FOOD.

On September 30th, 1903, I reported on the necessity of more attention being paid to food stuffs when imported into the Borough. With that object I advised the Public Health Committee to recommend the Council to appoint two sanitary inspectors having special food qualifications to undertake the supervision of all food landed at the various wharves, together with the general examination of all articles of food stored or exposed for sale throughout the whole of the Borough. In advising the appointment of two sanitary inspectors, whose whole time should be devoted to this work, I had no intention of casting the least reflection on the officers who now perform this work in the various wards. I believe that all the inspectors do their best in this matter but the detection of unsound food in my opinion is such a special and intricate affair that it requires the whole care and attention of an officer, and is not likely to be well done by an officer engaged in remedying ordinary nuisances, and in carrying out the multifarious duties devolving upon the general inspector. The Public Health Committee did not support my suggestion to increase the staff of inspectors, but agreed to divide the two wards of Christchurch and St. Saviour by a line running down the middle of Southwark Street and Stamford Street, giving to one inspector all the portion to the north of that line, including the streets, warehouses and wharves on the river bank, whilst to the other inspector the inland streets on the south side of the line were allotted. This division of work has been in operation during the year, but in my opinion the supervision of the landing and the examination of food stuffs in the warehouses require the entire services of one inspector who ought not to be required, as at present, to devote a portion of his time to ordinary house inspection. The inspection of food in the other parts of the Borough is left to the ordinary inspector, and naturally with very poor results.

#### Police Court Proceedings in regard to Unsound Food.

Proceedings have been taken during the year 1904 in relation to the following seizures of unsound food:—

Leo Search, 142, Camberwell Road, exposing for sale upon a stall in Westmoreland Road a quantity of unsound beef: fined £1 and 2s. costs.

Charles Levy, exposing for sale at 188, Borough High Street a quantity of unsound pears: summons dismissed, the magistrate remarking that "pears so soon go bad."

Herbert Speechley, exposing for sale at 181, Borough High Street, four unsound geese: fined £4 and 2s. costs.

Frederick Challis, exposing for sale at 1, Westmoreland Road, two unsound rabbits: fined £5 and 2s. costs.

Thomas Hornsby, exposing for sale in the Borough Market, three baskets unsound plums: fined £4 and 2s. costs.

TABLE 48.

Inspections of Food at Wharves, Markets, and other places where food is stored, and the action taken by the officials during the year 1904.

INSPECTION OF WHARVES, &c.					FOOD EXAMINED, &c.						
WARD.	Inspections of Wharves and Ware-houses.	Inspections of Markets.	Inspections of Shops or Street Stalls.	Total.	Parcels of Food Examined.	Number of Samples taken.	Parcels of Food Sorted.	Parcels of Food destroyed by consent of owner.	Parcels of food seized by Inspector.	Parcels of food condemned by Magistrate.	Summonses taken out.
St. Mary's ...	—	15	10	25	80	16	—	4	—	—	—
St. Paul's ...	—	13	1	14	66	1	1	—	1	—	—
St. Peter's ...	—	41	20	61	218	59	7	8	2	2	2
St. John's ...	—	14	22	36	82	35	4	4	—	—	—
Trinity ...	1	11	34	46	80	40	1	2	—	—	—
All Saints'	—	10	2	12	52	11	—	2	—	—	—
St. Michael's ...	—	14	7	21	74	25	—	2	2	2	1
St. Jude's ...	3	19	9	31	99	39	2	1	—	—	—
St. George's ...	—	22	21	43	116	32	1	2	1	1	1
Christchurch ...	63	12	8	83	103	132	8	5	—	—	—
St. Saviour's ...	461	100	183	744	358	1709	106	128	1	1	1
TOTAL ..	528	271	317	1116	1328	2099	130	158	7	6	5



**TABLE 49:**

The undermentioned Foodstuffs have been examined by the Inspectors during the year 1904.

Hams, 53 tons 3 cwt.	Tinned Calves' Heads, 6 tins.
Mutton, 7 tons 18 cwt.	Jam, 60 jars.
Beef, 13 tons 9 cwt.	Apples, 586 packages, barrels, etc.
Bacon, 596 tons 7 cwt.	Bananas, 587 „
Tripe, 1 package.	Dates, 40 „
Pigs' Plucks, 45 lbs.	Red Currants, 811 packages.
Rabbits, 638 cases.	Blackberries, 352 „
Lamb, 15 lbs.	Cherries, 696 „
Veal, 15 lbs.	Raspberries, 1,510 „
Poultry, 18 tons 1 cwt.	Strawberries, 1,082 „
Pork, 1,554 sides.	Peaches, 9 „
Fish, 7 tons 7 cwt.	Walnuts, 119 „
Game, 2 cases.	Black Currants, 960 „
Kidneys, 100 cases.	Gooseberries, 188 „
Venison, 1½ cwt.	Sloes, 48 „
Butter, 47 tons 2 cwt.	Oranges, 116 „
Cheese, 15 tons 7½ cwt.	Plums, 7,849 „
Margarine, 13 casks.	Pineapples, 49 „
Lard, 7 tons.	Pears, 459 „
Tinned Meat, 23,731 cases.	Melons, 380 „
„ Vegetables, 67 cases.	Potatoes, 1,202 bags.
„ Milk, 7,000 cases.	Onions, 10,286 cases.
„ Meat Extract, 36 cases.	Tomatoes, 560 packages.
„ Soup, 111 cases.	Turnip Tops, 1 package.
„ Egg Liquid, 1,374 cases.	Asparagus, 13 crates.
„ Ox Tongues, 729 cases.	Horseradish, 2 casks.
„ Sardines, 613 cases.	Peas, 10 cases.
„ Salmon, 1746 cases.	Mangoes, 15 cases.
„ Tomato Paste, 25 cases	Beans, 1 cwt.
„ Fruit, 660 cases.	Eggs, 7,439 cases.

**TABLE 50:**

The undermentioned unsound Food has been destroyed under the superintendence of the several Inspectors during 1904.

Potatoes, 47 tons.	Tinned Salmon, 217 cases.
Strawberries, 419 packages.	„ Ox Tongues, 18 $\frac{3}{4}$ cwt.
Horseradish, 2 casks.	„ Ox Tail Soup, $\frac{3}{4}$ cwt.
Condensed Milk, 1,296 tins.	„ Egg Liquid, 124 lbs.
Cherries, 268 packages.	„ Greengage Pulp, $\frac{1}{2}$ ton.
Tomatoes, 117 „	„ Vegetables, 20 cases.
Apples, 8 tons 8 cwt.	„ Beef Extract.
Turnip Tops, 80 bags.	„ Rabbit, 11 $\frac{3}{4}$ cwt.
Asparagus, 13 crates.	Gooseberries, 14 bushels.
Tinned Meat, 10 tons 14 cwt.	Raspberries, 4 $\frac{1}{2}$ cwt.
Peaches, 12 lbs.	Bananas, 30 packages.
Onions, 13 cases.	Greengages, 1 cwt.
Rabbits, 2 cwt. 3 qrs.	Pears, 5 $\frac{3}{4}$ cwt.
Black Currants, 208 baskets.	Melons, 4 tons.
Plums, 3 tons 1 cwt.	Sloes, 7 cwt.
Tinned Pears, 25 cases 8 tins.	Dates, 2 cases.
Tinned Tongues, 50 cases.	Brussel Sprouts, 20 lbs.
„ Pine Apples, 175 cases.	Eggs, 87,512.
„ French Plums, 233 cases.	Beef, 58 lbs.
„ Apricot Pulp, 68 $\frac{1}{2}$ cases (about 3 $\frac{1}{2}$ tons).	Dutch Cheeses, 38.
„ Plums, 2 $\frac{1}{2}$ cases.	Bacon, 3 lbs.
„ Mangoes, 318 tins.	Sheeps' Plucks, 5.
„ Sardines, 38 cases and 90 tins.	Geese, 4.
	Turkeys, 47.



**TABLE 51.**

Showing the number of samples of Foodstuffs taken in each ward during 1904, and the number of such samples found to be unsound.

Ward.	Number of Samples taken.	Number found to be sound.	Number found to be unsound.
St. Mary ... ..	16	15	1
St. Paul ... ..	1	1	—
St Peter ... ..	59	50	9
St. John ... ..	35	28	7
Trinity ... ..	40	35	5
All Saints ... ..	11	9	2
St. Michael ... ..	25	16	9
St. Jude ... ..	39	36	3
St. George ... ..	32	26	6
Christchurch ... ..	132	129	3
St. Saviour ... ..	1709	1378	331
Total for Borough ... ..	2099	1723	376

TABLE 52.

Showing the number and description of samples of Foodstuffs taken during 1894 at the various wharves and landing places in the Borough and the number of such samples found to be unsound.

Description of sample taken.	Taken in					
	(a) St. Saviour's Ward.			(b) Christchurch Ward.		
	Number	Sound	Unsound	Number	Sound	Unsound
Salted Beef...	8	8	—	—	—	—
Lard ... ..	2	2	—	—	—	—
Jam ... ..	2	2	—	—	—	—
Liquid Eggs (tinned) ..	7	4	3	—	—	—
Margarine ... ..	2	2	—	—	—	—
Tomatoes ... ..	1	—	1	—	—	—
Rabbits ... ..	12	12	—	16	16	—
Carcases of sheep or bullocks	—	—	—	60	60	—
Venison ... ..	—	—	—	4	4	—
Bacon ... ..	39	39	—	19	19	—
Tinned meat or meat extract	428	359	69	2	2	—
Hams ... ..	18	18	—	—	—	—
Sides of Pork ... ..	25	25	—	—	—	—
Fresh Fruit ... ..	41	30	11	—	—	—
Eggs ... ..	246	215	31	—	—	—
Onions ... ..	59	59	—	—	—	—
Cheese ... ..	13	9	4	—	—	—
Potatoes ... ..	83	23	60	—	—	—
Butter ... ..	12	12	—	—	—	—
Tinned Fish ... ..	72	48	24	—	—	—
Tinned Fruit ... ..	43	23	20	—	—	—
Poultry ... ..	25	22	3	—	—	—
Tinned Milk ... ..	20	—	20	—	—	—
Tinned Rabbits ... ..	7	3	4	—	—	—
Tinned Vegetables ..	16	11	5	—	—	—
Game ... ..	1	1	—	—	—	—
Total ... ..	1182	927	255	101	101	—



## PUBLIC HEALTH ACT.

During 1904, 157 summonses were taken out against owners of property and other persons for contraventions of the Public Health Act and By-Laws made thereunder. The following table shows the number of summonses taken out in the several Wards :—

TABLE 53.

	WARDS.														Total.
	St. Mary's.	St. Paul's.	St. Peter's.	St. John's.	Trinity.	All Saints'	St. Michael's.	St. Jude's.	St. Georges.	Christchurch.	St. Saviour's.	West District.	East District.	Women's Workshops.	
Number of Summonses taken out	5	18	3	7	8	13	53	6	12	3	9	7	12	1	157

These summonses had reference to the following :—

Nuisances	...	...	...	...	139
Contraventions of London County Council's By-Laws					5
Unsound Food	...	...	...	...	5
Smoke Nuisances		..	...	...	6
Selling Ice Cream from barrow on which the Vendor's name and address were not exhibited				...	2
Total				...	157

70 of these summonses were withdrawn, in 68 instances the nuisances complained of having been abated, in one instance the defect in a drain in question being found to exist at a house other than the one for which the summons was taken out, and in one instance the summons was withdrawn upon a technical point raised on behalf of the defendant. Magistrates' orders were made in 34 instances with penalties against the defendants, and in 16 instances without penalties. Defendants were fined in 29 instances. A closing order was made in one instance, one summons was adjourned *sine die*. Three summonses were dismissed, and three were not served owing to the persons against whom they were issued having gone away.

TABLE 54.

## PROCEEDINGS TAKEN UNDER THE PUBLIC HEALTH ACT.

Defendant.	Cause of Proceedings.	Result.
— Farnborough	Neglecting to remedy defective paving at Matthews' Stables, Adam Street	Summons withdrawn, defendant not now the owner
William Smith	Neglecting to remedy defective water apparatus and other insanitary conditions, at 205, East Street	Summons withdrawn, defendant not now the owner
Eliza Garland	Neglecting to remedy defective gutters, at 52, Darwin Street	Summons withdrawn, notice complied with
Mrs. Turner	Neglecting to remedy defective water apparatus and other insanitary conditions at 53, Deacon Street	Summons withdrawn, notice complied with
W. Busbridge	Neglecting to remedy defective paving at 44, St. Margaret's Court	Summons withdrawn, notice complied with
— Rastrick	Neglecting to remedy defective drain and other insanitary conditions at 52, Newington Causeway	Summons withdrawn, notice complied with
Robert W. Edgely	Neglecting to remedy defective water apparatus and other insanitary conditions at 58, Deacon Street	Summons withdrawn, notice complied with
Long & Farlow	Neglecting to cleanse foul rooms at 150, Hillingdon Street	Summons withdrawn, notice complied with
City of London Electric Lighting Co.	Neglecting to abate nuisance from black smoke at Meredith's Wharf, Bankside (3 summonses)	Fined £10 and 6/- costs
Salvatore Balsamy	Selling icecream from a barrow on which his name and address were not exhibited	Fined £1 and 2/- costs



Defendant.	Cause of Proceedings.	Result.
Joseph Anostasio	Selling icecream from a barrow on which his name and address were not exhibited	Fined 2/-, and 2/- costs
Long & Farlow	Neglecting to remedy defective paving and other insanitary conditions at 140, Hillingdon Street	Summons withdrawn, notice complied with
Mrs. Turner	Neglecting to remedy defective drain and other insanitary conditions at 51, Deacon street	Ordered to do the work in 7 days, and to pay 4/- costs
G. Bailey	Neglecting to provide a water supply to 47, Orient street	Summons withdrawn, notice complied with
Wesley Richards	Neglecting to remedy defective water apparatus and other insanitary conditions at 4, Williams Grove	Ordered to do the work in 7 days, and to pay 4/- costs
Wesley Richards	Neglecting to remedy defective roof and other insanitary conditions at 5, Williams grove	The Magistrate. Mr. Francis, stated that as the roof only leaked occasionally, and the other work had been done, the summons would be dismissed, but refused the defendant's application for costs against the Council
— Lowance	Water-closet improperly situated in cooking room at 378, Walworth road	Ordered to close the premises within 14 days, and to pay 4/- costs
W. Doubleday	Neglecting to cleanse foul rooms at 69, Elliott's row	Summons withdrawn, notice complied with
Montague Bender	Neglecting to cleanse foul rooms at 301, Weston street	Summons withdrawn, notice complied with
Robert Edgely	Neglecting to provide a manure receptacle at 35½, Brandon street	Summons withdrawn, notice complied with

Defendant.	Cause of Proceedings.	Result.
Alfred McDonald	Neglecting to remedy defective drain and other insanitary conditions at 60, Gravel lane	Ordered to do the work in 14 days, and to pay 5/- costs
A. W. Debenham	Neglecting to cleanse foul rooms at 3, Harper street	Summons not served, defendant gone away
George Bailey	Neglecting to remedy defective drain and other insanitary conditions at 45, Orient street	Summons withdrawn, notice complied with
A. W. Debenham	Neglecting to remedy defective water-closet at 191, Tabard street	Summons withdrawn, notice complied with
National Model Dwellings Co., Ltd.	Neglecting to cleanse foul rooms and other insanitary conditions at 147 I, Queen's buildings, and 4, 48, 63, and 79, Collinson street	Summonses withdrawn, notices complied with
Ellis Marsland	Neglecting to remedy defective closet pan at 2, Cavour street	Summons adjourned <i>sine die</i>
Stimson & Son	Neglecting to remedy defective drains at 27 and 30, Pardoner street	Summons withdrawn, notice complied with
M. H. Newton	Neglecting to provide dust-bins at 17 and 19, Harper street	Summonses withdrawn, notices complied with
Field & Sons	Neglecting to remedy defective drain and other insanitary conditions at 229, Tabard street	Summons withdrawn, notice complied with
Easton & Sons	Neglecting to cleanse foul rooms at 62, Darwin street	Summons withdrawn, notice complied with
Arthur Larlham	Neglecting to remedy defective paving at 3, Townley street	Summons withdrawn, notice complied with
— Bevington	Neglecting to remedy defective drain at 4, Tatum street	Summons not served, defendant gone away
— Stokes	Neglecting to provide a proper dust-bin at 2, Moss Alley	Fined £2 and 2/- costs



Defendant.	Cause of Proceedings.	Result.
M. Spectreman & Sons	Neglecting to remedy defective paving and other insanitary conditions at 3, 5, 7, 9, 11, and 13, Gurney street	Fined £12 and 12/- costs
Thomas H. E. Foord	Neglecting to cleanse foul rooms at 19, King's Bench walk, 10, Bean street, 37, Friar street, and 55, Green street	Summonses withdrawn, notices complied with
J. K. Stead	Neglecting to cleanse foul rooms at 8, Newington Crescent	Ordered to do the work in 14 days, and to pay 6/- costs
- Dovey	Neglecting to provide water-closet accommodation for workpeople at 179, Boyson road	Summons withdrawn, notice complied with
Edward Pash	Neglecting to remedy defective drain and other insanitary conditions at 7, Stanford place	Summons withdrawn, notice complied with
— Gardiner	Neglecting to cleanse foul rooms at 58, Aldred road	Ordered to do work in 7 days and to pay 4/- costs
Green & Sons	Premises unfit for use as a workplace at 28, Green street	Summons withdrawn, defendant discontinued use of premises
Thomas H. E. Foord	Neglecting to cleanse foul rooms at 6, Upper Green street	Summons withdrawn, notice complied with
Johnson & Co.	Neglecting to cleanse foul rooms at 4, Globe street	Summons withdrawn, notice complied with
J. T. Packer	Neglecting to provide a dust bin at 144, Lorimore road	Fined £2 and 2/- costs
Charlotte Bull	Neglecting to remedy defective ventilating shaft to drain and other insanitary conditions at 56, Kinglake street	Fined £2 and 2/- costs
William G. B. Lewis	Neglecting to remedy defective drain and other insanitary conditions at 19, Bennett street	Ordered to do work in 14 days and to pay 5/- costs

Defendant.	Cause of Proceedings.	Result.
Edward Rhodes	Neglecting to abate overcrowding at 7, Gurney street	Summons not served, defendant moved away
Caleb King	Neglecting to cleanse foul rooms at 77, St. George's road	Summons withdrawn, notice complied with
Nurse & Co.	Neglecting to provide a water supply to the water closet at 173, Walworth road	Summons withdrawn, notice complied with
Easton & Cargill	Neglecting to cleanse foul rooms at 24, Sedan street	Summons withdrawn, notice complied with
Stimson & Sons	Neglecting to remedy defective drain and other insanitary conditions at 342, 344, and 348, East street	Summons withdrawn, notice complied with
H. & C. Quodling	Neglecting to properly cover fish offal van (Newington butts)	Fined £2 and 2/- costs
Samuel Levy	Neglecting to cleanse foul rooms at 6, Elsted street	Summons withdrawn, notice complied with
Charles S. Burtwell	Neglecting to abate nuisance from foul manure at Burtwell's stables, Adam street	Summons withdrawn, notice complied with
Leo Search	Exposing for sale unsound beef on a stall in Westmoreland road	Fined £1 and 4/- costs
Henry Stone	Neglecting to abate overcrowding at 92, Great Suffolk street	Fined £10 and 5/- costs, and ordered to abate the nuisance forthwith or in default to undergo 6 weeks imprisonment
Thomas H. E. Foord	Neglecting to cleanse foul rooms at 11, 15 and 39, Webber row	Fined £10 and 6/- costs
William Easton	Neglecting to remedy defective water apparatus and other insanitary conditions at 44, 48, 50 and 60, Darwin street	Summonses withdrawn, notices complied with



Defendant.	Cause of Proceedings.	Result.
The Governors of Guy's Hospital	Neglecting to abate nuisance from black smoke from shaft at Guy's Hospital	Fined £5 and 2/- costs
The City of London Electric Lighting Co., Ltd.	Neglecting to abate nuisance from black smoke from shaft at Bankside station	Summons dismissed (taken with next summons)
The City of London Electric Lighting Co., Ltd.	Neglecting to abate nuisance from black smoke from shaft at Bankside station	Fined £10 and 2/- costs
Thomas Hornsby	Exposing for sale three baskets of unsound plums in Borough Market	Fined £4 and 2/- costs
Nokes & Nokes	Neglecting to remedy defective drain at 27, Inville road	Summons withdrawn for re-service of notice (on a technical point)
Edgar H. Billingham	Neglecting to provide proper means of ventilation at 148, Hillingdon street	Summons withdrawn, notice complied with
H. & C. Quodling	Neglecting to properly cover fish offal van (Old Kent road)	Fined £2 and 2/- costs
Charles Levy	Exposing for sale unsound pears at 188, Borough High street	Summons dismissed (the Magistrate stating that pears "so soon go bad")
The National Model Dwellings Co., Ltd.	Neglecting to remedy defective closet pans and other insanitary conditions at 7, 11, 12, 32, 33, 38, 40, 52, 55, 58, 59, 60, 106, 107, 169, 196, 225, 226, and 267, Scovell road, and 23 and 90, Collinson street	Fined £5/5/- and £5/5/- costs and ordered to do work within one month
Marian Clark	Neglecting to remedy defective water fittings and to cleanse foul rooms at 59, Falmouth road	Ordered to do all the work with the exception of the foul rooms, which were not set out in the notice
A. Barsht	Neglecting to remedy defective drain and other insanitary conditions at 271, Walworth road	Summons withdrawn, drain made water-tight only

Defendant.	Cause of Proceedings.	Result.
Leonard Jesse	Neglecting to remedy defective drain and other insanitary conditions at 19, Finchley road	Summons withdrawn (Defect found to be at No. 21)
Jonathan Emmett	Neglecting to remedy defective manure receptacle at Emmetts yard, Farmers road	Fined £1 and 2/- costs
— Schilling	Neglecting to trap sink waste pipe at 84, Beresford street	Ordered to do the work in 7 days, and pay 4/- costs
Mrs. C. Lay	Neglecting to remedy defective roofs and other insanitary conditions at 41, 43, 45, 47 and 49, Cambridge street	Summonses withdrawn, notices complied with
— Towell	Neglecting to cleanse foul rooms at 35, Dodson street	Summons withdrawn, notice complied with
Alfred Gordon	Neglecting to cleanse foul rooms at 42, Cornbury street	Summons withdrawn, notice complied with
Abraham Smith	Neglecting to cleanse foul passage and staircase at 249, Southwark bridge road	Summons withdrawn, notice complied with
H. Scott Fortuna	Neglecting to remedy defective sink pipe at 31, Burman street	Summons withdrawn, notice complied with
The National Model Dwellings Co., Ltd.	Neglecting to remedy defective closet pans and other insanitary conditions at 17, 18, and 20B, 36 and 43C, 157J, 183K, 93. and 97F, Queen's buildings, 25, Queen's buildings, Southwark bridge road, and 42, 85 and 90, Scovell road	Fined £6/10 and £1/6 costs
Henry Massey	Neglecting to provide water closet accommodation for workmen at 83, Avenue road	Fined £1 and 2/- costs
Herbert Speechley	Exposing for sale at 181, Borough High street four unsound geese	Fined £4 and 2/- costs



Defendant.	Cause of Proceedings.	Result.
William Smith	Neglecting to remedy defective drain and other insanitary conditions at 1, Chatham place	Summons withdrawn, notice complied with
John Ham	Neglecting to remedy defective drains and other insanitary conditions at 34 and 36, Avenue road	Summonses withdrawn, notices complied with
C. E. Frampton	Neglecting to clear blocked drain and to remedy other insanitary conditions at 51a, Lansdowne place	Summons withdrawn, notice complied with
Caleb King	Neglecting to remedy defective gutters and other insanitary conditions at 10, Warwick street	Ordered to do the work in 14 days, and to pay 5/- costs
Caleb King	Neglecting to cleanse foul rooms at 26, Warwick street	Summons withdrawn, notice complied with
Spectreman & Sons	Neglecting to clear blocked drain at 13, Gurney street	Summons withdrawn, notice complied with
— Curtis	Neglecting to cleanse foul rooms at 1, Goschen street	Ordered to do the work in 14 days, and to 4/- pay costs
Charles Levy	Neglecting to remedy defective roof and gutters at 76, Camberwell road	Summons withdrawn, notice complied with
James Pooley	Ducks and rabbits improperly kept at 55, Beck-way street	Summons withdrawn, nuisance abated
Frederick Devenport	Neglecting to remedy defective drain and other insanitary conditions at 2, Occupation road	Ordered to do the work in 21 days, and to pay 4/- costs
National Model Dwellings Co., Ltd.	Neglecting to remedy defective closet pans and other insanitary conditions at 182, 189, 207, 216 and 229, Scovell road and 112G, and 192L, Queen's buildings	Fined £70 and £5/17 costs
Frederick Challis	Exposing for sale at 1, Westmoreland road, two unsound rabbits	Fined £5 and 2/- costs

**The following work of supervision has been carried out during the year by Mr. Weatheritt—**

### MILKSELLERS.

During the year 1904, 84 persons were registered as Milk sellers in the Borough. The number of milk sellers actually on the register at the end of the year was 379.

594 inspections of the various Milkshops were made during the year, and with the exception of the following instances the whole of the premises were found to be in a clean and satisfactory sanitary condition.

#### INSANITARY CONDITIONS DISCOVERED :—

Milk stored where likely to become contaminated	11 cases
Foul milk stores ... ..	8
Defective paving ... ..	3
Insufficient water supply ... ..	1
Walls defective ... ..	1
Total ... ..	<u>24</u>

All these nuisances have been remedied.

### SLAUGHTERHOUSES.

The number of Licensed Slaughterhouses in the Borough is seven. 90 inspections of these Slaughterhouses were made during the year, and with few exceptions the several premises were found to be in a good sanitary condition and no nuisance to exist.

The periodical lime-washing was found to have been duly carried out.

#### List of Licensed Slaughterhouses :—

Situation of Premises.	Name of Licensee.
129, Hillingdon Street ... ..	Charles Newbury
3, Lucas Road ... ..	Charles Skinner
70, Union Road... ..	John Cuss
244, Walworth Road ... ..	Thomas Ferris
283-5, Walworth Road ... ..	Alfred James Mitchell
146, Borough High Street ... ..	Frederick Redman
73, London Road ... ..	John Rowe



SLAUGHTERHOUSES—*continued.*

THE FOLLOWING NUISANCES WERE DISCOVERED AND HAVE BEEN ABATED :—

Overcrowding in the pound	...	...	1 case
Pound dirty	...	...	1
			—
Total	...	...	2
			—

## NOXIOUS TRADES.

There are seven premises in the Borough upon which noxious businesses or trades are carried on, as under :—

Situation of Premises.	Description of Business.	Name of Occupiers.
55, Union Street	Tripe boilers	E. T. Cowell
24 and 25, Great Suffolk Street	„	J. Martin
329, Walworth Road	„	J. L. Henson
Yard, Green Street	Knackers	Harrison, Barber & Co., Ltd.
22, Suffolk Grove	Soap boilers	R. S. Cleaver & Sons
33, Green Street	Gut manufacturers	W. Potier & Son
5, Hatfield Street	Fat melters	J. Ewen & Son

98 inspections of these premises have been made during the year, and with the following exceptions the several businesses were found to be carried on in a proper manner.

## DEFECTS DISCOVERED ON INSPECTION :—

Premises dirty and requiring limewashing	...	8 cases
Ventilators, doors and walls defective	...	4
Accumulations of foul refuse	...	3
Allowing vapour to escape from the coppers when boiling	...	2
		—
Total	...	17
		—

**COWSHEDS.**

The following is a list of the Licensed Cowkeepers in the Borough:—

Situation of Premises.	Name of Occupier.
8, Alvey Street ... ..	Henry Drury
21, Globe Street ... ..	Herbert Jones
5, Holland Street ... ..	Sarah Ann Thompson
17, Mina Road ... ..	William Copps
10 and 11, Sturge Street ... ..	Jones & Perry

Each of the above Cowsheds has been limewashed twice during the year.

136 inspections were made during 1904, and the various premises were, with the following exceptions, found to be in a satisfactory condition.

**DEFECTS DISCOVERED ON INSPECTION:**

Paving of stalls defective	...	...	3 cases
Cows in a dirty condition	...	...	3
Water in trough dirty	...	...	1
Walls defective	...	...	1
Insufficiency of litter	...	...	1
Total	...	...	<u>9</u>

**BAKEHOUSES.**

During the year 1904, 439 inspections have been made of the various bakehouses in the Borough.

Only a few minor defects were discovered on inspection, these were as follows:—

Bakehouses not clean, and those requiring limewashing...	19
Defective oven front ... ..	1
Dirty utensils ... ..	1

A certificate has been granted to each of the forty-two underground bakehouses enumerated in my Annual Report for 1903, under the Factory and Workshops Act, 1901.



BAKEHOUSES—*continued.*

A certificate similar to that shewn on page 93 of this report has also been granted in the case of the following above-ground bakehouses :—

1, Ayliffe Street	59, Royal Road
27, Barlow Street	81, Thurlow Street
262, East Street	257, Waterloo Road
67, Long Lane	269, Waterloo Road
113, Newington Butts	61, Westmoreland Road
146, Old Kent Road	

## SALE OF FOOD AND DRUGS ACTS.

During the year ending 31st December, 1904, 2,028 samples were taken by the Inspectors.\*

The following Table shews the localities in which these samples were taken :—

TABLE 55.

Shewing the number of Samples taken in each Ward of the Borough during 1904.

	St. Mary's Ward.	St. Paul's Ward.	St. Peter's Ward.	St. John's Ward.	Trinity Ward.	All Saints' Ward.	St. Michael's Ward.	St. Jude's Ward.	St. George's Ward.	Christchurch Ward.	St. Saviour's Ward.	Total.
Number of Samples taken	233	142	192	274	207	139	243	121	215	124	138	2028

216 of these samples were certified as adulterated, a percentage of 10·6. Compared with the percentage of adulteration for the previous year an increase of ·6 is shewn.

Particulars of the samples taken together with the results of the analyses are given in the following table.

\* Mr. David, inspector for St. George's Ward, carried out his duties as Assistant Inspector under the Food and Drugs Acts, at different periods, amounting to twelve weeks, during 1904.

TABLE 56.

Return of Samples taken during the Year ending 31st December 1904, showing the number taken, and the percentage of adulteration, for each quarter and for the year.

Article.	1st Quarter.				2nd Quarter.				3rd Quarter.				4th Quarter.				Whole Year.			
	Number of Samples taken.	Genuine.	Adulterated.	Percentage of Adulteration.	Number of Samples taken.	Genuine.	Adulterated.	Percentage of Adulteration.	Number of Samples taken.	Genuine.	Adulterated.	Percentage of Adulteration.	Number of Samples taken.	Genuine.	Adulterated.	Percentage of Adulteration.	Number of Samples taken.	Genuine.	Adulterated.	Percentage of Adulteration.
Milk ...	301	260	41	13.6	315	264	51	16.1	306	271	35	11.4	207	193	14	6.7	1129	988	141	12.4
Milk (Sterilized) ...	1	1	...	...	...	...	...	...	...	...	...	...	...	...	...	...	1	1	...	...
Milk (Skimmed) ...	2	2	...	...	5	5	...	...	4	2	2	50.0	3	2	1	33.3	14	11	3	21.4
Milk (Separated) ...	1	...	1	100.0	4	4	...	...	6	4	2	33.3	8	4	4	50.0	19	12	7	36.8
Milk (Separated and New, mixed)	1	1	...	...	...	...	...	...	...	...	...	...	...	...	...	...	1	1	...	...
Milk (Condensed, Machine Skimmed)	...	...	...	...	3	3	...	...	...	...	...	...	...	...	...	...	3	3	...	...
Milk (Condensed) ...	...	...	...	...	...	...	...	...	1	1	...	...	...	...	...	...	1	1	...	...
Butter ...	77	69	8	10.3	75	72	3	4.0	79	77	2	2.5	126	123	3	2.3	357	341	16	4.4
Butter (on Bread) ...	...	...	...	...	4	3	1	25.0	...	...	...	...	...	...	...	...	4	3	1	25.0
Margarine (unmarked) ...	3	3	...	...	1	...	1	100.0	2	1	1	50.0	9	...	9	100.0	15	4	11	73.3
Lard ...	5	5	...	...	3	3	...	...	6	6	...	...	4	4	...	...	18	18	...	...
Dripping ...	...	...	...	...	2	2	...	...	1	1	...	...	3	3	...	...	6	6	...	...
Cheese ...	7	7	...	...	6	6	...	...	19	19	...	...	6	6	...	...	38	38	...	...
Cream Cheese ...	...	...	...	...	...	...	...	...	1	1	...	...	...	...	...	...	1	1	...	...
Tea ...	1	1	...	...	1	1	...	...	2	2	...	...	...	...	...	...	4	4	...	...
Coffee ...	16	16	...	...	10	9	1	10.0	14	14	...	...	24	24	...	...	64	63	1	1.5
Chocolate Powder ...	...	...	...	...	1	1	...	...	2	2	...	...	1	1	...	...	4	4	...	...
Coffee Essence ...	1	1	...	...	...	...	...	...	...	...	...	...	...	...	...	...	1	1	...	...
Cocoa ...	1	1	...	...	4	4	...	...	5	4	1	20.0	9	9	...	...	19	18	1	5.2
Swiss Milk Chocolate ...	1	1	...	...	...	...	...	...	...	...	...	...	...	...	...	...	1	1	...	...
Sugar ...	...	...	...	...	...	...	...	...	2	2	...	...	...	...	...	...	7	7	...	...
" (Demerara) ...	...	...	...	...	2	2	...	...	3	3	...	...	...	...	...	...	5	5	...	...
Ginger Wine ...	1	...	1	100.0	1	...	1	100.0	...	...	...	...	4	...	4	100.0	6	...	6	100.0
Orange Wine ...	2	1	1	50.0	...	...	...	...	...	...	...	...	4	3	1	25.0	6	4	2	33.0
Raisin Wine ...	1	1	...	...	...	...	...	...	...	...	...	...	1	...	1	100.0	2	1	1	50.0
Elder Wine ...	1	...	1	100.0	...	...	...	...	...	...	...	...	...	...	...	...	1	...	1	100.0
Grape Wine ...	...	...	...	...	...	...	...	...	...	...	...	...	1	...	1	100.0	1	...	1	100.0
Whisky ...	...	...	...	...	...	...	...	...	...	...	...	...	23	20	3	13.0	23	20	3	13.0
Rum ...	...	...	...	...	...	...	...	...	...	...	...	...	14	13	1	7.1	14	13	1	7.1
Brandy ...	...	...	...	...	...	...	...	...	...	...	...	...	9	8	1	11.1	9	8	1	11.1
Gin ...	...	...	...	...	...	...	...	...	...	...	...	...	10	10	...	...	10	10	...	...
Ginger Brandy ...	...	...	...	...	...	...	...	...	...	...	...	...	2	2	...	...	2	2	...	...
Vanilla Flavour ...	...	...	...	...	...	...	...	...	...	...	...	...	1	1	...	...	1	1	...	...
Strawberry Flavour ...	...	...	...	...	...	...	...	...	...	...	...	...	1	1	...	...	1	1	...	...
Cordial ...	...	...	...	...	...	...	...	...	...	...	...	...	...	...	...	...	...	...	...	...
Horehound Beer ...	...	...	...	...	...	...	...	...	...	...	...	...	1	1	...	...	1	1	...	...
Peppermint Fruit Syrup ...	...	...	...	...	...	...	...	...	...	...	...	...	1	1	...	...	1	1	...	...
Carried forward ...	423	370	53	—	437	379	58	—	453	410	43	—	477	434	43	—	1790	1593	197	—



TABLE 56—continued.

Article.	1st Quarter.				2nd Quarter.				3rd Quarter.				4th Quarter.				Whole Year.			
	Number of Samples taken.	Genuine.	Adulterated.	Percentage of Adulteration.	Number of Samples taken.	Genuine.	Adulterated.	Percentage of Adulteration.	Number of Samples taken.	Genuine.	Adulterated.	Percentage of Adulteration.	Number of Samples taken.	Genuine.	Adulterated.	Percentage of Adulteration.	Number of Samples taken.	Genuine.	Adulterated.	Percentage of Adulteration.
Brought forward ...	423	370	53	—	437	379	58	—	453	410	43	—	477	434	43	—	1790	1593	197	—
Lime Juice Cordial ...	1	1	...	...	...	...	...	...	...	...	...	...	...	...	...	...	1	1	...	...
Syrup of Lemon ...	...	...	...	...	...	...	...	...	...	...	...	...	...	...	...	...	1	1	...	...
Sherbet ...	...	...	...	...	...	...	...	...	2	2	...	...	...	...	...	...	3	3	...	...
Sherbet Water ...	...	...	...	...	...	...	...	...	...	...	...	...	...	...	...	...	1	1	...	...
Soda Water ...	3	3	...	...	...	...	...	...	...	...	...	...	...	...	...	...	3	3	...	...
Black Currant Jam ...	1	1	...	...	...	...	...	...	2	2	...	...	...	...	...	...	5	5	...	...
Raspberry Jam ...	1	1	...	...	...	...	...	...	1	1	...	...	...	...	...	...	3	3	...	...
Raspberry Flavour Jam ...	1	1	...	...	...	...	...	...	...	...	...	...	...	...	...	...	1	1	...	...
Blackberry Jam ...	...	...	...	...	...	...	...	...	...	...	...	...	...	...	...	...	1	1	...	...
Orange Marmalade ...	...	...	...	...	...	...	...	...	1	1	...	...	...	...	...	...	...	...	...	...
Port Wine Cordial ...	...	...	...	...	...	...	...	...	...	...	...	...	...	...	...	...	1	...	1	100-0
Lemon Squash ...	...	...	...	...	...	...	...	...	...	...	...	...	...	...	...	...	2	1	1	50-0
Arrowroot ...	2	2	...	...	2	2	...	...	...	...	...	...	...	...	...	...	4	4	...	...
Ground Rice ...	1	1	...	...	...	...	...	...	...	...	...	...	...	...	...	...	1	1	...	...
Tapioca ...	1	1	...	...	1	1	...	...	1	1	...	...	...	...	...	...	3	3	...	...
Flour ...	4	4	...	...	3	3	...	...	1	1	...	...	...	...	...	...	10	10	...	...
Bun Flour ...	...	...	...	...	...	...	...	...	...	...	...	...	...	...	...	...	1	1	...	...
Pea Flour ...	...	...	...	...	1	1	...	...	1	1	...	...	...	...	...	...	2	2	...	...
Oatmeal ...	3	3	...	...	1	1	...	...	...	...	...	...	...	...	...	...	5	5	...	...
Pepper ...	2	2	...	...	3	3	...	...	1	1	...	...	...	...	...	...	7	7	...	...
Cayenne Pepper ...	4	4	...	...	...	...	...	...	...	...	...	...	...	...	...	...	5	5	...	...
Cornflour ...	...	...	...	...	1	1	...	...	...	...	...	...	...	...	...	...	2	2	...	...
Sago ...	...	...	...	...	2	2	...	...	1	1	...	...	...	...	...	...	4	4	...	...
Mustard ...	...	...	...	...	4	4	...	...	1	1	...	...	...	...	...	...	8	8	...	...
Ground Ginger ...	1	1	...	...	2	2	...	...	1	1	...	...	...	...	...	...	4	4	...	...
Salt ...	...	...	...	...	...	...	...	...	5	5	...	...	...	...	...	...	5	5	...	...
Gravy Salt ...	...	...	...	...	...	...	...	...	1	1	...	...	...	...	...	...	1	1	...	...
Bread ...	...	...	...	...	2	2	...	...	...	...	...	...	...	...	...	...	2	2	...	...
Soup Powder ...	...	...	...	...	...	...	...	...	...	...	...	...	...	...	...	...	2	2	...	...
Pudding Powder ...	...	...	...	...	...	...	...	...	...	...	...	...	...	...	...	...	1	1	...	...
Baking Powder ...	3	3	...	...	12	12	...	...	...	...	...	...	...	...	...	...	15	15	...	...
Yeast ...	1	1	...	...	...	...	...	...	...	...	...	...	...	...	...	...	1	1	...	...
Sausage ...	1	...	1	100-0	...	...	...	...	...	...	...	...	...	...	...	...	1	...	1	100-0
Pork Sausage ...	1	1	...	...	...	...	...	...	...	...	...	...	...	...	...	...	1	1	...	...
German Sausage ...	2	...	2	100-0	...	...	...	...	...	...	...	...	...	...	...	...	2	...	2	100-0
Mincemeat ...	...	...	...	...	...	...	...	...	1	1	...	...	...	...	...	...	1	1	...	...
Seed Cake ...	1	1	...	...	...	...	...	...	...	...	...	...	...	...	...	...	1	1	...	...
Currant Cake ...	1	1	...	...	...	...	...	...	...	...	...	...	...	...	...	...	1	1	...	...
Tomato Sauce ...	...	...	...	...	1	1	...	...	...	...	...	...	...	...	...	...	1	1	...	...
Tomato Catsup ...	...	...	...	...	...	...	...	...	1	1	...	...	...	...	...	...	1	1	...	...
Vinegar ...	...	...	...	...	10	10	...	...	...	...	...	...	...	...	...	...	10	10	...	...
Carried forward ...	458	402	56	—	487	429	58	—	474	431	43	—	496	451	45	—	1915	1713	202	—

TABLE 56—continued.

Article.	1st Quarter.				2nd Quarter.				3rd Quarter.				4th Quarter.				Whole Year.			
	Number of Samples taken.	Genuine.	Adulterated.	Percentage of Adulteration.	Number of Samples taken.	Genuine.	Adulterated.	Percentage of Adulteration.	Number of Samples taken.	Genuine.	Adulterated.	Percentage of Adulteration.	Number of Samples taken.	Genuine.	Adulterated.	Percentage of Adulteration.	Number of Samples taken.	Genuine.	Adulterated.	Percentage of Adulteration.
Brought forward ...	458	402	56	—	487	429	58	—	474	431	43	—	496	451	45	—	1915	1713	202	—
Green Peas (tinned or bottled)	...	...	...	...	1	...	1	100.0	4	...	4	100.0	...	...	...	...	5	...	5	100.0
Green Peas (dried)	...	...	...	...	...	...	...	...	1	1	...	...	...	...	...	...	1	1	...	...
Jap Desserts	1	1	...	...	...	...	...	...	...	...	...	...	...	...	...	...	1	1	...	...
Chocolate Nougat Cubes	1	1	...	...	...	...	...	...	...	...	...	...	...	...	...	...	1	1	...	...
Broken Milk Chocolate...	2	2	...	...	...	...	...	...	...	...	...	...	...	...	...	...	2	2	...	...
Chocolate Cream Chips	...	...	...	...	1	1	...	...	...	...	...	...	...	...	...	...	1	1	...	...
Chocolate Drops	...	...	...	...	1	1	...	...	...	...	...	...	...	...	...	...	1	1	...	...
Quinine Wine ...	1	1	...	...	...	...	...	...	...	...	...	...	...	...	...	...	1	1	...	...
Borax	...	...	...	...	1	1	...	...	...	...	...	...	1	1	...	...	2	2	...	...
Compound Powder of	...	...	...	...	1	1	...	...	...	...	...	...	...	...	...	...	1	1	...	...
Liquorice	...	...	...	...	...	...	...	...	...	...	...	...	...	...	...	...	...	...	...	...
Purified Cream of Tartar	18	14	4	22.2	...	...	...	...	...	...	...	...	...	...	...	...	18	14	4	22.2
Tartaric Acid	1	1	...	...	27	22	5	...	...	...	...	...	...	...	...	...	28	23	5	17.8
Senna Leaves	...	...	...	...	1	1	...	...	...	...	...	...	...	...	...	...	1	1	...	...
Tincture of Iodine	3	3	...	...	...	...	...	...	...	...	...	...	...	...	...	...	3	3	...	...
Tincture of Nux Vomica	2	2	...	...	...	...	...	...	...	...	...	...	...	...	...	...	2	2	...	...
Flour of Sulphur	...	...	...	...	1	1	...	...	...	...	...	...	...	...	...	...	1	1	...	...
Glycerine	2	2	...	...	...	...	...	...	...	...	...	...	...	...	...	...	2	2	...	...
Crushed Linseed	...	...	...	...	1	1	...	...	...	...	...	...	3	3	...	...	4	4	...	...
Milk of Sulphur	...	...	...	...	1	1	...	...	...	...	...	...	...	...	...	...	1	1	...	...
Brompton Hospital	1	1	...	...	...	...	...	...	...	...	...	...	...	...	...	...	1	1	...	...
Lozenges	...	...	...	...	...	...	...	...	...	...	...	...	...	...	...	...	...	...	...	...
Camomile Flowers	...	...	...	...	1	1	...	...	...	...	...	...	...	...	...	...	1	1	...	...
Sarsaparilla Root	...	...	...	...	1	1	...	...	...	...	...	...	...	...	...	...	1	1	...	...
Effervescent Carlsbad	...	...	...	...	1	1	...	...	...	...	...	...	...	...	...	...	1	1	...	...
Powder	...	...	...	...	...	...	...	...	...	...	...	...	...	...	...	...	...	...	...	...
Effervescing Health Salt	...	...	...	...	1	1	...	...	...	...	...	...	...	...	...	...	1	1	...	...
Effervescing Saline	...	...	...	...	2	2	...	...	...	...	...	...	...	...	...	...	2	2	...	...
Seidlitz Powders	...	...	...	...	2	2	...	...	...	...	...	...	...	...	...	...	2	2	...	...
Salad Oil	3	3	...	...	...	...	...	...	1	1	...	...	...	...	...	...	4	4	...	...
Cod Liver Oil	2	2	...	...	1	1	...	...	1	1	...	...	...	...	...	...	4	4	...	...
Castor Oil	...	...	...	...	1	1	...	...	...	...	...	...	...	...	...	...	1	1	...	...
Camphorated Oil	4	4	...	...	4	4	...	...	...	...	...	...	2	2	...	...	10	10	...	...
Olive Oil	...	...	...	...	...	...	...	...	1	1	...	...	1	1	...	...	2	2	...	...
Eucalyptus Oil	...	...	...	...	...	...	...	...	1	1	...	...	1	1	...	...	2	2	...	...
Anise, Oil of	...	...	...	...	...	...	...	...	...	...	...	...	1	1	...	...	1	1	...	...
Cloves, Oil of	...	...	...	...	...	...	...	...	...	...	...	...	1	1	...	...	1	1	...	...
Sulphur Tablets	...	...	...	...	1	1	...	...	...	...	...	...	...	...	...	...	1	1	...	...
Friar's Balsam	...	...	...	...	2	2	...	...	...	...	...	...	...	...	...	...	2	2	...	...
Total	499	439	60	12.0	540	476	64	11.8	483	436	47	9.7	506	461	45	8.8	2028	1812	216	10.6



## POLICE COURT PROCEEDINGS TAKEN UNDER THE FOOD AND DRUGS' ACTS.

140 summonses have been taken out during the year. In 65 cases the defendants were convicted. 63 summonses were withdrawn—in nearly every instance these summonses being duplicates which had been taken out against persons who served the Inspector, but who were not the actual proprietors of the business. 12 summonses were dismissed, mainly in instances where the vendors relied upon warranties from the wholesale firms who supplied the milk to them.

**TABLE 57.**

Showing the Wards in which proceedings were taken under  
the Food and Drugs' Acts.

	St. Mary's Ward.	St. Paul's Ward.	St. Peter's Ward.	St. John's Ward.	Trinity Ward.	All Saints' Ward.	St. Michael's Ward.	St. Jude's Ward.	St. George's Ward.	Christchurch Ward.	St. Saviour's Ward.	Total.
Number of Summonses taken out	17	6	14	12	24	6	20	9	6	16	10	140

**TABLE 58.**  
**SALE OF FOOD AND DRUGS ACTS.**  
**PROCEEDINGS TAKEN, WITH THE RESULTS.**

Name and Address of Vendor.	Sample.	Result of Analysis.	Result of Proceedings.
William Millard, "Mason's Arms," Union road	Whiskey	28·4 per cent. under proof or 3·4 degrees below legal limit	Fined £5 and 12/6 costs
David Davies, 191, Newington butts	Butter	91 per cent. margarine	Fined £5 and £1 17/- costs. Note:— This summons and the three fol- lowing ones refer to the same sample
David Davies, 191, Newington butts	Margarine	Sold in an unmarked wrapper	Summons withdrawn
Amelia Mason, 191, Newington butts	Butter	91 per cent. margarine	Summons withdrawn
Amelia Mason, 191, Newington butts	Margarine	Sold in an unmarked wrapper	Summons withdrawn
William Matthews, 56, Brunswick street	Butter	90 per cent. margarine	Fined 10/- and 12/6 costs
William Matthews, 56, Brunswick street	Margarine	Exposed for sale unmarked	Ordered to pay costs. Note:—This summons, the preceding one and the following one all refer to the same sample
William Matthews, 56, Brunswick street	Margarine	Sold in an unmarked wrapper	Ordered to pay costs.
George Turner, 17, East street	Milk	6·9 per cent. abstraction of milk fat, and 3·6 per cent. added water	Fined £2 and 14/6 costs



Name and Address of Vendor.	Sample.	Result of Analysis.	Result of Proceedings.
George Turner, 17, East street	Milk	6·9 per cent. abstraction of milk fat and 3·6 per cent. added water	Summons withdrawn. Note:—This summons and the preceding one refer to the same sample
L. C. Davies & Son, 138, Vauxhall street	Butter	80 per cent. margarine	Fined £1 and 18/6 costs. Note:—This summons and the three following ones refer to the same sample.
L. C. Davies & Son, 138, Vauxhall street	Margarine	Sold in an unmarked wrapper	Summons withdrawn
Albert Osman, 117, Chatteris square	Butter	80 per cent. margarine	Summons withdrawn
Albert Osman, 117, Chatteris square	Margarine	Sold in an unmarked wrapper	Summons withdrawn
David Williams, 2, Standard street	Milk	8 per cent. abstraction of milk fat	Summons dismissed, defendant proved a warranty
Annie Williams, 2, Standard street	Milk	8 per cent. abstraction of milk fat	Summons dismissed, defendant order to pay 16/6 costs. Note:—This summons and the preceding one refer to the same sample
William White, 13, Lorrimore road	Milk	Boracic compounds equivalent to Boracic Acid 4·5 to the pint	Summons withdrawn
Richard Morgan, 15, Great Suffolk street	Butter	90 per cent. of margarine	Fined £20 and 12/6 costs. Note:—This summons and the three following ones refer to the same sample
Richard Morgan, 15, Great Suffolk street	Margarine	Sold in an unmarked wrapper	Summons withdrawn

Name and Address of Vendor.	Sample.	Result of Analysis.	Result of Proceedings.
Ellen Morgan, 15, Great Suffolk street	Butter	90 per cent. margarine	Summons withdrawn
Ellen Morgan, 15, Great Suffolk street	Margarine	Sold in an unmarked wrapper	Summons withdrawn
John Jenkins, 234, Old Kent road	Butter	90 per cent. margarine	Fined £3 and 17/6 costs
John Jenkins, 234, Old Kent road	Margarine	Sold in an unmarked wrapper	Summons withdrawn. Note:—This summons and the preceding one refer to the same sample.
Hugh Morgan, 161, Manor place	Margarine	Exposed for sale unmarked	Summons withdrawn
Hugh Morgan, 161, Manor place	Butter	98 per cent. margarine	Fined £5 and £1 11/6 costs
Hugh Morgan, 161, Manor place	Margarine	Sold in an unmarked wrapper	Summons withdrawn. Note:—This summons and the two preceding ones refer to the same sample
John Jenkins, 79, Tower street	Butter	98 per cent. margarine	Fined £3 and 19/6 costs. Note:—This summons and the three following ones refer to the same sample
John Jenkins, 79, Tower street	Margarine	Sold in an unmarked wrapper	Summons withdrawn
Charlotte Jenkins, 79, Tower street	Butter	98 per cent. margarine	Summons withdrawn
Charlotte Jenkins, 79, Tower street	Margarine	Sold in an unmarked wrapper	Summons withdrawn
Annie Williams, 27, Little Surrey street	Butter	98 per cent. margarine	Fined £3 and 19/6 costs



Name and Address of Vendor.	Sample.	Result of Analysis.	Result of Proceedings.
Annie Williams, 27, Little Surrey street	Margarine	Sold in an unmarked wrapper	Summons withdrawn. Note:—This summons and the preceding one refer to the same sample. Fined £2 and 2/- costs
Caroline Bailey, 4, Amelia street	—	Obstructing the Inspector in the course of his duty	Fined £2 and 14/6 costs
Lycett & Johnson, 126, Great Dover street	Milk	25 per cent. abstraction of milk fat	Summons withdrawn. Note:—This summons and the preceding one refer to the same sample. Summons dismissed, defendant proved a warranty Fined £1 and 12/6 costs
Florence Johnson, 126, Great Dover street	Milk	25 per cent. abstraction of milk fat	Fined £2 and 12/6 costs
David Evans, 102, Lancaster street	Milk	7 per cent. added water	Summons dismissed, defendant proved a warranty Fined £1 and 12/6 costs
Edward Rogers, 103, Villa street	Butter	92 per cent. margarine	Fined £1 and 12/6 costs. Note:—This summons and the preceding one refer to the same sample Fined £2 and 12/6 costs
Edward Rogers, 103, Villa street	Margarine	Sold in an unmarked wrapper	Summons dismissed, defendant proved a warranty Fined £1 and 14/6 costs
Charles J. White, 7, Harper street	Milk	9 per cent. abstraction of milk fat	Summons withdrawn. Note:—This summons and the preceding one refer to the same sample. Fined £2 and 12/6 costs
Betsey A. Hickings, 6, Great Dover street	Milk	8 per cent. abstraction of milk fat	Summons dismissed, defendant proved a warranty Fined £1 and 14/6 costs
Thomas F. Hall, 18, Blackfriars road	Milk	8.2 per cent. added water	Summons withdrawn. Note:—This summons and the preceding one refer to the same sample. Fined £2 and 12/6 costs
Ellen Webber, 18, Blackfriars road	Milk	8.2 per cent. added water	
James F. West, 98, Great Suffolk street	Milk	8.2 per cent. added water	

Name and Address of Vendor.	Sample.	Result of Analysis.	Result of Proceedings.
Richard Banbury, 390, Walworth road	Purified cream of tartar	0.8 grains of metallic lead to the pound	Fined 5/- and £2 2s. costs
Mary Robertson, 11, East street	Purified cream of tartar	0.6 grains of metallic lead to the pound	Fined £5 and £2 2s. costs.
The Prosser Roberts Co., 323, Walworth road	Purified cream of tartar	0.6 grains of metallic lead to the pound	Summons withdrawn, defendants proved a warranty
Arthur Lobban, 323, Walworth road	Purified cream of tartar	0.6 grains of metallic lead to the pound	Summons withdrawn, defendant produced a warranty. Note:—This summons and the preceding one refer to the same sample
Frederick Banks, 356, Walworth road	Purified cream of tartar	0.6 grains of metallic lead to the pound	Fined 5/- and 12/6 costs
William Henry Sims, 98, New Kent road	Milk	1.4 per cent. abstraction of milk fat, and 4 per cent. added water	Fined £2 and 16/6 costs
Albert Moore, 81, Darwin buildings	Milk	1.4 per cent. abstraction of milk fat, and 4 per cent. added water	Summons withdrawn. Note:—This summons and the preceding one refer to the same sample
Charlotte Cappel, 16, Albany road	Coffee	30 per cent. chicory	Fined £5 and 14/6 costs
Charles Moore, 95, Walworth road	Milk	15.4 per cent. added water	Fined £1 and 12/6 costs
Annie Smith, 95, Walworth road	Milk	15.4 per cent. added water	Summons withdrawn. Note:—This summons and the preceding one refer to the same sample
Benjamin Herriman, 41, New Kent road	Milk	21 per cent. added water	Fined £2 and 18/6 costs. Note:—This summons and the two following ones refer to the same sample



Name and Address of Vendor.	Sample.	Result of Analysis.	Result of Proceedings.
Alice Emily Rogers, 41, New Kent road	Milk	21 per cent. added water	Summons withdrawn
Minnie Cornell,	Milk	21 per cent. added water	Summons withdrawn
Harry Scottock, 248, Borough High street	Milk	17·7 per cent. abstraction of milk fat, and 10·1 per cent. added water	Fined £2 and 16/6 costs
Harry Scottock, 248, Borough High street	Milk	17·7 per cent. abstraction of milk fat, and 10·1 per cent. added water	Summons withdrawn. Note:—This summons and the preceding one refer to the same sample
Stephen Longhurst, 266, Borough High street	Milk	24·6 per cent. abstraction of milk fat, and 30·1 per cent. added water	Fined £2 and 16/6 costs
Stephen Longhurst, 266, Borough High street	Milk	24·6 per cent. abstraction of milk fat, and 30·1 per cent. added water	Summons withdrawn. Note:—This summons and the preceding one refer to the same sample
Esther Mills, 6, Great Guildford street	Milk	13·6 per cent. abstraction of milk fat, and 3·5 per cent. added water	Summons withdrawn. Note:—This summons and the following one refer to the same sample.
Esther Mills, 6, Great Guildford street	Milk	13·6 per cent. abstraction of milk fat, and 3·5 per cent. added water	Fined £2 and 16/6 costs
Sarah A. Thompson, 5, Holland street	Milk	4 per cent. added water	Fined £5 and 14/6 costs
Henry Lewis, 203, Waterloo road	Milk	8 per cent. abstraction of milk fat	Summons dismissed defendant proved a warranty
Mary Wright, 203, Waterloo road	Milk	8 per cent. abstraction of milk fat	Summons withdrawn. Note:—This summons and the preceding one refer to the same sample

Name and Address of Vendor.	Sample.	Result of Analysis.	Result of Proceedings.
William Humphreys, 55, Stamford street	Milk	10 per cent. abstraction of milk fat	Summons dismissed defendant proved a warranty
Jennie Evans, 191, Newington butts	Butter	90 per cent. margarine	Fined £1 and 17/6 costs
Jennie Evans, 191, Newington butts	Margarine	Sold in an unmarked wrapper	Summons withdrawn. Note:—This summons and the preceding one refer to the same sample
David Williams, 2, Standard street	Milk	13 per cent. abstraction of milk fat	Summons dismissed, the Magistrate holding that the defendant was not the proprietor of the business
Alfred Pitcher, 7, County terrace street	Milk	13 per cent. abstraction of milk fat	Fined 5/- and 12/6 costs
William George Haycock, 31, Bronti place	Milk	6 per cent. abstraction of milk fat	Fined 5/- and 17/6 costs
William Henry Sims, 98, New Kent road	Milk	9 per cent. abstraction of milk fat	Fined £2 and 17/6 costs
Edward Rogers, 103, Villa street	Butter	95 per cent. margarine	Fined £10 and 17/6 costs
Edward Rogers, 103, Villa street	Margarine	Sold in an unmarked wrapper	Summons withdrawn. Note:—This summons and the preceding one refer to the same sample
John Cook, 256, Tabard street	Butter	90 per cent. margarine	Fined £2 and £1 2s. costs
William Selman, 256, Tabard street	Margarine	90 per cent. margarine	Summons withdrawn
John Cook, 256, Tabard street	Margarine	Sold in an unmarked wrapper	Summons withdrawn



Name and Address of Vendor.	Sample.	Result of Analysis.	Result of Proceedings.
William Selman, 256, Tabard street	Margarine	Sold in an unmarked wrapper	Summons withdrawn. Note:—This summons and the three preceding ones refer to the same sample
Giovani Tornelli, 22, Walworth road	Green Peas	Copper compounds equivalent to copper 0·325 grains to the lb., or sulphate of copper 1·3 grains to the lb.	Fined £2 and 12/6 costs
David Thomas, 6, Beddome street	Milk	10 per cent. added water	Summons dismissed, defendant proved a warranty
Henry George Charlton, 15, Beddome street	Milk	10 per cent. added water	Fined £5
Thomas Pugh, 20, Broadwall	Milk	Giving a false warranty to William Humphreys, of 55, Stamford street (see preceding page)	Fined £1 and £1 5s. costs
Charles J. Davies, 41, Clifton buildings, Russell place	Milk	12 per cent. deficient in milk fat	Fined £1 and 12/6 costs
Bertha Strauss, 278, Tabard street	Margarine	Exposed for sale unmarked	Fined 10/- and 12/6 costs
Abraham Wright, 47, Old Kent road	Butter on bread	95 per cent. margarine	Fined £2 and 12/6 costs
Jenkin Evans, 7, Decima street	Milk	5 grains of boracic acid to the pint	Summons dismissed. The magistrate (Mr. Chapman) held that the defendant did not know, and could not with reasonable diligence have obtained the knowledge that the milk contained boracic acid

Name and Address of Vendor.	Sample.	Result of Analysis.	Result of Proceedings.
John Arundell, 6, Silvester street	Milk	0.0016 per cent. Formaldehyde	Summons withdrawn
John Arundell, 6, Silvester street	Milk	0.0016 per cent. Formaldehyde	Fined 5/- and £3 15s. 6d. costs
Leonard Rogers, 6, Silvester street	Milk	0.0016 per cent. Formaldehyde	Summons withdrawn
Leonard Rogers, 6, Silvester street	Milk	0.0016 per cent. Formaldehyde	Summons withdrawn. Note:—This summons and the three preceding ones refer to the same sample
Charles Sykes, 9, Globe street	Milk	0.0016 per cent. Formaldehyde	Summons withdrawn. Note:—This summons and the following one refer to the same sample
Charles Sykes, 9, Globe street	Milk	0.0016 per cent. Formaldehyde	Fined 5/- and £3 15s. 6d. costs
Samuel Kessick, 69, Union street	Margarine	Exposed for sale unmarked	Fined £1 and 12/6 costs
Charles Raymant, 69, Union street	Margarine	Exposed for sale unmarked	Summons withdrawn. Note—This summons and the preceding one refer to the sample
Herbert Thomas, 31, Meymott street	Butter	95 per cent. margarine	Fined £5 and £1 2s. costs
Herbert Thomas, 31, Meymott street	Margarine	Sold in an unmarked wrapper	Summons withdrawn. Note:—This summons and the preceding one refer to the same sample
Elizabeth Palmer, 51, Westminster bridge road	Butter	93 per cent. margarine	Fined £2 and 18/6 costs



Name and Address of Vendor.	Sample.	Result of Analysis.	Result of Proceedings.
Daisy Palmer, 51, Westminster bridge road	Butter	93 per cent. margarine	Summons withdrawn
Elizabeth Palmer, 51, Westminster bridge road	Margarine	Sold in an unmarked wrapper	Summons withdrawn
Daisy Palmer, 51, Westminster bridge road	Margarine	Sold in an unmarked wrapper	Summons withdrawn. Note:—This summons and the three preceding ones refer to the same sample
John Sainsbury, 13, Stamford street	Preserved peas	Copper compounds equivalent to copper sulphate 1·5 grains to the lb.	Summons withdrawn
Walter Harris, 13, Stamford street	Preserved peas	Copper compounds equivalent to copper sulphate 1·5 grains to the lb.	Summons withdrawn
Grantham & Co. 50, Blackfriars road	Preserved peas	Copper compounds, equivalent to copper sulphate 1·5 grains to the lb.	Summons withdrawn
James Toogood, 50, Blackfriars road	Preserved peas	Copper compounds equivalent to copper sulphate 1·5 grains to the lb.	Summons withdrawn
John Evans, 25, Deacon street	Milk	8 per cent. added water	Fined 10/- and 12/6 costs
William Tullett, 148, South street	Margarine	Exposed for sale unmarked	Fined 10/- and 12/6 costs
O. A. Lamb, 1c, New street	Preserved peas	Copper compounds equivalent to copper sulphate 1 grain to the lb.	Summons withdrawn

Name and Address of Vendor.	Sample.	Result of Analysis.	Result of Proceedings.
S. J. Weatherby, 1c, New street	Preserved peas	Copper compounds equivalent to copper sulphate 1 grain to the lb.	Summons withdrawn. Note:—This summons refers to the same sample as the preceding one
Elizabeth Hawks, 21, Union street	—	Refusing to sell a sample of milk to the inspector	Fined £3 and 2/- costs
Philip Beale, 95, Warham street	Milk	11 per cent. abstraction of milk fat	Fined £2 and 17/6 costs
Arthur Cooper, 21, Union street	Milk	5 grains of boracic acid to the pint	Summons withdrawn
Arthur Cooper, 21, Union street	Milk	5 grains of boracic acid to the pint	Fined £5 and 12/6 costs
Elizabeth Hawks, 21, Union street	Milk	5 grains of boracic acid to the pint	Summons withdrawn
Elizabeth Hawks, 21, Union street	Milk	5 grains of boracic acid to the pint	Summons withdrawn. Note:—This summons and the three preceding ones refer to the same sample
William Rockley, 155, Borough High street	Green peas	3·5 grains of sulphate of copper to the lb.	Fined £3 and 12/6 costs
David Morgan or D. Bethel, 69, Hercules road	—	Refusing to sell a sample of milk to the inspector	Summons withdrawn. Note:—This summons and the following one refer to the same sample
J. Jenkins, 69, Hercules road	—	Refusing to sell a sample of milk to the inspector	Fined 5/- and 4/- costs
Jenkyn Davies, 35, Bagshot street	Milk	7 per cent. added water	Fined £1 and 12/6 costs
Mark Bellamy, 188, Trafalgar street	Separated milk	0·00075 per cent. formaldehyde	Summons withdrawn



Name and Address of Vendor.	Sample.	Result of Analysis.	Result of Proceedings.
James Evans, 228, East street	Skimmed milk	0.001 per cent. formaldehyde	Summons withdrawn. Note:—This summons and the following one refer to the same sample
James Evans, 228, East street	Skimmed milk	0.001 per cent formaldehyde	Fined £2 and 14/6 costs
Marie Fellows, 34, Sumner road	Milk	46.6 per cent. abstraction of milk fat and containing 2.5 grains of boracic acid to the pint	Fined 5/- and 12/6 costs
Marie Fellows, 34. Sumner road	Milk	46.6 per cent. abstraction of milk fat, and containing 2.5 grains of boracic acid to the pint	Summons dismissed. Note:—This summons and the preceding one refer to the same sample
Henry Willis, 56, Beckway street	Skimmed milk	0.001125 per cent. formaldehyde	Ordered to pay 2/- costs. Note:—This summons and the following one refer to the same sample
Henry Willis, 56, Beckway street	Skimmed milk	0.001125 per cent. formaldehyde	Fined £1 and 12/6 costs
Mark Bellamy, 188, Trafalgar street	Separated milk	0.00125 per cent. formaldehyde	Summons withdrawn. Note:—This summons and the following one refer to the same sample
Mark Bellamy, 188, Trafalgar street	Separated milk	0.00125 per cent. formaldehyde	Fined £3 and 16/6 costs
Richard Jones, 112, Chatteris square	Milk	10 per cent. added water	Fined £3 and 14/6 costs
H. H. Smith, 60, Chatteris square	Milk	10 per cent. added water	Summons withdrawn. Note:—This summons and the preceding one refer to the same sample

Name and Address of Vendor.	Sample.	Result of Analysis.	Result of Proceedings.
Harriet Martin, 25, Bennett street	Milk	8 per cent. abstraction of milk fat	Summons dismissed. The defendant disputed the Borough Analyst's certificate, and called an Analyst who stated that the milk was genuine. The Magistrate refused an application for an adjournment to enable the Borough Analyst to attend, accepting the analysis of the defendant's analyst and granting £1 1s. costs against the Council
J. J. Williams, 107, St. George's road, Camberwell	Milk	4 per cent. added water	Summons dismissed, defendant proved a warranty
Fred Austin, 24, Basing road, Peckham	Milk	4 per cent. added water	Summons withdrawn. Note:—This summons and the preceding one refer to the same sample
George Evans, 375, Rotherhithe new road	Milk	0·001375 per cent. formaldehyde	Summons withdrawn. Note:—This summons and the following one refer to the same sample
George Evans, 375, Rotherhithe new road	Milk	0·001375 per cent. formaldehyde	Fined £3 and 12/6 costs.
Alice Strachan, 24, Blackfriars road	Whisky	13 degrees below the legal limit of 25 degrees under proof	Summons withdrawn. Note:—This summons and the following one refer to the same sample
Alexander Chisholm, 24, Blackfriars road	Whisky	13 degrees below the legal limit of 25 degrees under proof	Fined £3 and £1 5s. costs



Name and Address of Vendor.	Sample.	Result of Analysis.	Result of Proceedings.
Alice Strachan, 24, Blackfriars road	Brandy	13 degrees below the legal limit of 25 degrees under proof	Summons withdrawn. Note:—This summons and the following one refer to the same sample
Alexander Chisholm, 24, Blackfriars road	Brandy	13 degrees below the legal limit of 25 degrees under proof	Fined £3
William E. Bailey, 96, Southwark bridge road	Whisky	5 degrees below the legal limit of 25 degrees under proof	Fined £2 and 14/6 costs
William E. Bailey, 96, Southwark bridge road	Rum	1 degree below the legal limit of 25 degrees under proof	Summons withdrawn

**TABLE 59.**  
**LONDON—Meteorology at GREENWICH in each week of 1904.**  
 (Registrar General).

No. of Week.	Week Ended.				Temperature of the Air.					Degrees of Humidity (complete saturation = 100).	Fall of Rain in inches.	Amount of Hori- zontal Movement of the Air in each Week.	Sun above Horizon in Hours.	Registered Sun- shine in Hours.
					Mean.	Highest Reading.	Lowest Reading.	Mean of Highest Readings.	Mean of Lowest Readings.					
1	Jan.	9	...	...	39°·8	47°·7	29°·3	43°·9	34°·3	91	0·29	Miles. 1615	55·7	2·9
2	"	16	...	...	42·1	54·8	33·0	46·4	36·6	82	0·69	3656	57·2	9·2
3	"	23	...	...	35·7	48·9	26·2	41·2	29·1	92	0·18	1259	59·1	4·3
4	"	30	...	...	40·9	50·9	28·8	44·3	37·1	86	0·92	2686	61·4	8·7
5	Feb.	6	...	...	40·6	49·5	31·7	45·7	35·6	87	1·15	2022	64·1	15·0
6	"	13	...	...	42·1	49·9	32·4	47·7	36·5	81	1·27	3461	67·0	14·2
7	"	20	...	...	38·8	53·7	29·8	43·9	33·4	81	0·45	2767	70·0	10·3
8	"	27	...	...	38·3	54·2	29·2	43·0	34·8	75	0·03	2007	73·0	6·7
9	March	5	...	...	33·3	41·2	27·2	37·3	29·8	82	0·52	2227	76·2	6·4
10	"	12	...	...	40·5	59·1	27·2	48·0	34·1	84	0·24	1835	79·5	26·3
11	"	19	...	...	40·8	55·5	26·4	50·1	31·5	77	0·06	1355	82·8	28·2
12	"	26	...	...	43·3	54·0	31·8	49·3	37·6	80	0·13	2357	86·1	13·7
13	April	2	...	...	42·0	55·7	31·4	50·5	35·3	79	0·45	2554	89·4	29·5
14	"	9	...	...	48·0	64·0	37·3	55·8	40·9	71	0·37	3637	92·4	33·5
15	"	16	...	...	49·6	66·9	36·5	59·1	40·6	71	0·32	2068	95·5	36·9
16	"	23	...	...	49·1	64·0	33·2	59·7	38·2	71	0·24	1947	98·7	38·9
17	"	30	...	...	49·6	60·9	33·8	57·1	43·3	72	0·05	2179	101·6	21·9
18	May	7	...	...	49·0	63·9	39·2	58·1	42·4	70	0·55	2215	104·6	37·0
19	"	14	...	...	49·7	69·9	34·2	58·8	41·5	81	0·29	1322	107·2	14·0
20	"	21	...	...	54·0	72·6	39·2	63·7	44·3	65	0·35	2180	109·6	58·5
21	"	28	...	...	57·3	75·1	46·5	65·9	50·5	86	0·30	1343	111·8	15·0



TABLE 59 (continued).

## LONDON—Meteorology at GREENWICH in each week of 1904.

(Registrar General).

No. of Week.	Week Ended.				Temperature of the Air.					Degrees of Humidity (complete saturation = 100).	Fall of Rain in inches.	Amount of Hori- zontal Movement of the Air in each Week.	Sun above Horizon in Hours.	Registered Sun- shine in Hours.
					Mean.	Highest Reading.	Lowest Reading.	Mean of Highest Readings.	Mean of Lowest Readings.					
												Miles.		
22	June	4	...	...	56.0	68.8	43.9	64.1	49.2	84	0.71	1698	113.6	28.7
23	"	11	...	...	55.9	71.2	46.7	65.5	48.1	75	0.12	2119	115.0	39.3
24	"	18	...	...	59.6	74.0	47.6	70.8	51.4	72	0.27	2195	115.6	44.9
25	"	25	...	...	58.6	76.1	44.3	69.9	48.2	68	0.17	1792	116.2	46.8
26	July	2	...	...	59.7	73.9	44.5	71.3	48.3	67	0.15	1489	115.5	68.9
27	"	9	...	...	63.2	82.2	49.2	74.3	53.1	70	0.22	1550	114.8	50.9
28	"	16	...	...	68.1	85.2	53.8	79.9	56.3	62	0.01	1862	113.4	84.7
29	"	23	...	...	67.1	85.0	54.2	79.8	55.6	61	0.04	1656	111.5	74.9
30	"	30	...	...	65.4	83.9	52.2	76.9	56.4	75	1.83	1294	109.3	34.6
31	August	6	...	...	68.1	91.0	53.0	81.3	56.3	65	0.08	1598	106.8	67.8
32	"	13	...	...	61.0	75.0	45.4	72.1	51.1	66	0.06	1466	104.2	62.2
33	"	20	...	...	59.5	75.0	45.5	69.6	51.6	75	0.47	2359	101.4	38.7
34	"	27	...	...	57.6	72.7	43.5	68.7	48.9	76	0.22	1581	98.3	40.6
35	Sept.	3	...	...	61.0	81.9	49.5	71.2	51.8	75	1.01	1445	95.2	39.0
36	"	10	...	...	57.0	74.6	42.2	67.0	48.6	77	0.36	1569	92.1	41.3
37	"	17	...	...	56.4	71.4	41.2	66.2	47.9	81	0.24	1333	89.1	37.1
38	"	24	...	...	53.6	64.1	40.5	61.3	46.1	7)	0.20	2047	85.9	52.7
39	Oct.	1	...	...	52.1	65.7	38.8	63.2	42.5	87	0.14	1147	82.6	28.1
40	"	8	...	...	50.3	66.5	37.9	58.0	43.3	81	0.86	2176	79.3	17.5
41	"	15	...	...	47.8	59.2	31.9	56.3	38.7	85	0.02	1167	76.1	25.0
42	"	22	...	...	54.9	66.5	36.4	61.3	48.7	89	0.43	1500	73.1	10.0
43	"	29	...	...	49.9	59.9	36.2	56.1	43.1	84	0.20	1247	69.9	22.9
44	Nov.	5	...	...	49.3	56.4	44.2	53.1	45.9	84	0.11	1503	67.0	9.8
45	"	12	...	...	48.8	59.0	36.4	54.3	43.3	83	1.40	2880	64.2	11.7
46	"	19	...	...	42.2	53.6	30.0	49.6	35.3	94	0.04	1083	68.5	14.9
47	"	26	...	...	33.7	46.9	23.2	37.7	28.5	82	0.18	1890	59.3	9.6
48	Dec.	3	...	...	40.5	52.3	25.9	44.5	35.8	87	0.07	1704	57.2	4.3
49	"	10	...	...	42.3	53.7	26.2	46.4	35.9	88	1.54	2262	55.6	3.3
50	"	17	...	...	43.4	56.0	30.6	47.7	37.7	87	0.50	2120	54.7	5.8
51	"	24	...	...	34.1	54.0	24.8	38.0	28.7	97	0.04	711	54.6	3.5
52	"	31	...	...	41.6	55.7	30.5	45.6	37.2	85	0.09	2256	54.6	7.0

GEORGE MILLSON,

*Medical Officer of Health.*

PUBLIC HEALTH OFFICE,

TOWN HALL, WALWORTH ROAD, S.E.

