

## **[Report of the Medical Officer of Health for Hammersmith Borough].**

### **Contributors**

Hammersmith (London, England). Metropolitan Borough.  
Brodie, W. H.

### **Publication/Creation**

[1944?]

### **Persistent URL**

<https://wellcomecollection.org/works/bwhgwjr9>

### **License and attribution**

You have permission to make copies of this work under a Creative Commons, Attribution, Non-commercial license.

Non-commercial use includes private study, academic research, teaching, and other activities that are not primarily intended for, or directed towards, commercial advantage or private monetary compensation. See the Legal Code for further information.

Image source should be attributed as specified in the full catalogue record. If no source is given the image should be attributed to Wellcome Collection.



Wellcome Collection  
183 Euston Road  
London NW1 2BE UK  
T +44 (0)20 7611 8722  
E [library@wellcomecollection.org](mailto:library@wellcomecollection.org)  
<https://wellcomecollection.org>

## PUBLIC HEALTH DEPARTMENT,

TOWN HALL,

HAMMERSMITH, W.6.

*To the Mayor, Aldermen and Councillors of the  
Metropolitan Borough of Hammersmith.*

MR. MAYOR, LADIES AND GENTLEMEN,—I submit herewith a report upon the health of the Borough and the work of the Public Health Department during 1943. In accordance with instructions of the Ministry of Health the report is in abridged form and consists for the most part of a series of tables and statistics dealing with the vital services.

Generally speaking the health of the Borough has remained satisfactory despite the continuance of war-time conditions.

The death rate for the year was 14.1 as compared with 14.0 in the previous year and the birth rate 19.2 as compared with 17.8 in 1942. This birth rate is the highest recorded for the Borough since 1923.

Compared with the previous year there were 69 less cases of infectious diseases reported, although the number of cases of scarlet fever notified increased from 282 to 410. Cases of diphtheria were 7 fewer at 53. No deaths were recorded from either of these diseases.

Objectors to diphtheria immunisation would do well to ponder the following simple record of facts. In 1934 the number of cases of diphtheria notified was 549 and there were 25 deaths from the disease. In 1935 the immunisation scheme was started in the Borough. In 1939 104 cases were notified and four of the children died. In the year under review 53 cases were notified, none of which proved fatal.

Cases of measles and whooping cough decreased by 64 and 150 respectively. 201 cases of tuberculosis were notified and 72 deaths from that disease occurred during

the year as compared with 200 and 104 during the preceding twelve months.

The work of the Infant Welfare centres continued throughout the year on a peace-time basis and additional ante-natal clinics had to be started to cope with the large numbers of women attending. The total attendances at Infant Welfare clinics was 6,952 more than during the previous year and attendances at the ante-natal clinics increased by 1,416 over 1942.

The Infant Mortality rate and the Maternal Mortality rate for the year were slightly lower at 58 and 1.6 respectively.

The work of the sanitary inspectors was continued throughout the year under very difficult conditions. Scarcity of labour and materials was acute; nevertheless, on the whole, satisfactory results were obtained.

I should like to record my appreciation of the support and co-operation I have received from the members of the staff of the department. In addition to their normal duties most of them have been called upon to undertake Civil Defence duties after hours and at week-ends. This they have done ungrudgingly.

I should like also to express my thanks to the Chairman and Members of the Public Health Committee and the Maternity and Child Welfare Committee for their support and encouragement throughout the year.

I am, Your Worship, Ladies and Gentlemen,  
Your obedient Servant,

W. H. BRODIE,  
*Medical Officer of Health.*

# STATISTICS AND SOCIAL CONDITIONS OF THE AREA.

## General Statistics, 1943.

Area	...	...	...	...	2,282.5 acres
Population (1943) (estimated)	...				92,050
Population Census (1901)	...				112,239
"    "    (1911)	...				121,521
"    "    (1921)	...				130,295
"    "    (1931)	...				135,521
Natural increase, <i>i.e.</i> , excess of births over deaths	...	...			468
Density of population	...	...			40.3 persons per acre

Marriages registered	...	...			936
Rateable value (April, 1943)	...				£1,221,085
Sum represented by a penny rate (April, 1943)	...	...	...		£4,620

## Vital Statistics.

Births (legitimate) ...1,599	}	Birth rate ...	...	19.2
"    (illegitimate)... 169				
Stillbirths ... 42				
				Rate per 1,000 (live and still births) ... 23
Deaths (corrected) ...1,300		Death rate ...	...	14.1

Deaths from puerperal causes :—			Rate per 1,000 total (live and still) births.
Puerperal sepsis	...	Deaths.	
	...	2	1.10
Other puerperal causes	...	1	0.55
		—	—
Total	...	3	1.65
		—	—

## Deaths of infants under one year of age per 1,000

births...	58
.. from cancer (all ages)	206
.. .. measles ..	2
.. .. whooping cough (all ages) ...	9
.. .. diarrhœa (under 2 years of age) ...	37

**Cancer.**—There were 206 deaths from Cancer, and of this number, 190 occurred in persons over the age of 45 years.

These deaths were equal to 2.2 per 1,000 of the population.

The following table shows the number of deaths from Cancer under the various age groups during the past 10 years :—

Year.	Total Deaths.	Sex.	All Ages.	1—	2—	5—	15—	25—	35—	45—	55—	65—75—	
1934	235	M	112	—	—	—	1	9	—	46	—	31	25
		F	123	—	—	1	—	9	—	—	—	51	22
1935	216	M	117	—	—	—	—	8	—	57	—	38	14
		F	99	—	—	—	—	7	—	45	—	26	21
1936	249	M	111	—	—	1	2	5	—	48	—	42	13
		F	138	—	—	—	3	14	—	53	—	38	30
1937	227	M	107	—	—	—	—	11	—	41	—	37	18
		F	120	—	—	—	—	11	—	45	—	35	29
1938	234	M	123	—	—	—	—	2	6	21	45	28	21
		F	111	—	—	—	—	4	2	20	22	43	20
1939	227	M	104	—	—	—	2	—	6	10	34	35	17
		F	123	—	—	—	—	1	9	19	29	37	28
1940	220	M	111	—	1	—	—	7	—	—	51	—	52
		F	109	—	—	—	—	7	—	—	46	—	56
1941	181	M	96	—	—	1	—	2	—	45	—	—	48
		F	85	—	—	—	—	9	—	33	—	—	43
1942	204	M	111	—	—	—	—	7	—	—	5	—	53
		F	93	—	1	—	—	3	—	37	—	—	52
1943	206	M	85	—	1	—	—	4	—	29	—	—	51
		F	121	—	—	—	—	11	—	48	—	—	62

**Statistics.**—The following table gives the statistics of the Borough during 1943 and previous years:—

**Vital Statistics of Whole District during 1943 and Previous Years.**

Year.	Population estimated to middle of each year.	Births.			Total Deaths Registered in the District.		Transferable Deaths		Nett Deaths belonging to the District.			
		Uncorrected Number.	Nett.		Number.	Rate.	of Non-residents registered in the District.	of Residents not registered in the District.	Under 1 Year of Age.		At all Ages.	
			Number.	Rate.					Number.	Rate per 1,000 Nett Births.	Number.	Rate.
1925	134500	2178	2351	17.5	1034	7.7	186	756	153	65	1604	11.9
1926	134400	2001	2188	16.3	1174	8.7	195	556	144	66	1535	11.4
1927	132800	1789	2076	15.6	1581	11.9	230	377	126	61	1728	13.0
1928	136300	1938	2258	16.6	1449	10.6	222	326	156	69	1553	11.4
1929	136900	1869	2162	15.8	1757	12.8	222	340	133	62	1875	13.7
1930	136900	1962	2173	15.9	1387	10.1	219	436	140	64	1604	11.7
1931	135100	1954	2073	15.3	1567	11.6	288	373	140	68	1652	12.2
1932	133700	1795	1940	14.5	1465	10.9	294	543	129	66	1714	12.8
1933	131400	1682	1827	13.9	1500	11.4	340	530	119	65	1690	12.9
1934	129170	1551	1783	13.8	1359	10.5	346	655	137	77	1668	12.9
1935	128100	1774	1877	14.7	1347	10.5	406	583	131	70	1524	11.9
1936	127700	2266	1922	15.1	1399	10.9	441	639	116	60	1597	12.5
1937	126500	2707	1913	15.1	1333	10.5	402	662	130	68	1593	12.6
1938	125100	2840	1874	15.0	1340	10.7	450	522	117	62	1412	11.3
* 1939	B122800 D116200	2214	1829	14.9	1311	11.2	362	442	77	43	1391	12.0
1940	98320	1733	1600	16.3	1725	17.0	370	401	76	51	1756	17.9
1941	84880	2480	1405	16.5	1315	15.4	351	364	52	41	1328	15.6
1942	89370	2735	15.9	17.8	1270	14.2	356	338	94	59	1252	14.0
<b>1943</b>	<b>92050</b>	<b>3941</b>	<b>1768</b>	<b>19.2</b>	<b>1278</b>	<b>13.9</b>	<b>365</b>	<b>387</b>	<b>102</b>	<b>58</b>	<b>1300</b>	<b>14.1</b>

\* B = Birth Rate Population Figure.  
D = Death .. " "

## Causes of, and Ages at, Death during the Year 1943.

CAUSE OF DEATH.	Sex.	0—	1—	5—	15—	45—	65—	Total all Ages.
1. Typhoid and Paratyphoid Fevers ... ..	M	—	—	—	—	—	—	—
	F	—	—	—	—	—	—	—
2. Cerebro-spinal Fever ... ..	M	—	—	—	—	—	—	—
	F	—	1	—	—	1	—	2
3. Scarlet Fever ... ..	M	—	—	—	—	—	—	—
	F	—	—	—	—	—	—	—
4. Whooping Cough ... ..	M	5	3	—	—	—	—	8
	F	1	—	—	—	—	—	1
5. Diphtheria ... ..	M	—	—	—	—	—	—	—
	F	—	—	—	—	—	—	—
6. Tuberculosis of Respiratory System ... ..	M	—	1	—	18	19	5	43
	F	—	—	1	13	2	1	17
7. Other forms of Tuberculosis ... ..	M	—	2	2	3	—	—	7
	F	—	—	—	4	—	1	5
8. Syphilitic Diseases ... ..	M	1	—	—	—	8	3	12
	F	—	—	—	—	2	2	4
9. Influenza ... ..	M	1	—	—	2	1	8	12
	F	—	—	—	—	1	7	8
10. Measles ... ..	M	—	—	—	—	—	—	—
	F	2	—	—	—	—	—	2
11. Ac. Polio-myelitis and Polio-encephalitis ... ..	M	—	—	—	—	—	—	—
	F	—	—	—	—	—	—	—
12. Ac. Inf. Encephalitis ... ..	M	—	—	—	—	—	—	—
	F	—	—	—	—	—	—	—
13. Cancer of Buc. Cav. and Oesoph. (M), Uterus (F) ... ..	M	—	—	—	—	2	9	11
	F	—	—	—	2	4	4	10
14. Cancer of Stomach and Duodenum ... ..	M	—	—	—	2	5	6	13
	F	—	—	—	2	5	14	21
15. Cancer of Breast ... ..	M	—	—	—	—	—	1	1
	F	—	—	—	3	16	13	32
16. Cancer of all other sites ... ..	M	1	—	—	2	22	35	60
	F	—	—	—	4	23	31	58
17. Diabetes ... ..	M	—	—	—	—	—	1	1
	F	—	—	—	1	4	8	13
18. Intra-cranial Vascular Lesions	M	—	1	—	—	15	25	41
	F	—	—	—	—	18	44	62
19. Heart Disease ... ..	M	—	—	—	4	29	102	135
	F	—	—	—	7	21	126	154
20. Other Diseases of Circ. System	M	—	—	—	—	6	15	21
	F	—	—	—	—	6	22	28
21. Bronchitis ... ..	M	2	—	1	3	21	37	64
	F	1	—	1	2	6	25	35
22. Pneumonia ... ..	M	7	1	—	2	11	25	46
	F	6	2	—	6	11	21	46
23. Other Respiratory Diseases ... ..	M	—	—	—	3	5	7	15
	F	—	—	—	—	1	4	5
24. Ulcer of Stomach or Duodenum	M	—	—	—	2	8	1	11
	F	—	—	—	1	—	1	2
25. Diarrhœa under 2 years ... ..	M	21	1	—	—	—	—	22
	F	14	1	—	—	—	—	15
26. Appendicitis ... ..	M	—	1	2	2	—	3	8
	F	—	—	—	2	—	1	3
27. Other Digestive Diseases ... ..	M	1	2	—	2	7	5	17
	F	—	—	—	3	3	9	15
28. Nephritis ... ..	M	—	—	—	2	2	4	8
	F	—	—	—	1	1	7	9
29. Puerperal and Post-abortive Sepsis ... ..	M	—	—	—	—	—	—	—
	F	—	—	—	2	—	—	2
30. Other Maternal causes ... ..	M	—	—	—	—	—	—	—
	F	—	—	—	1	—	—	1
31. Premature Birth ... ..	M	9	—	—	—	—	—	9
	F	8	—	—	—	—	—	8
32. Con. Mal. Birth Injuries Infant Dis. ... ..	M	5	—	—	—	—	—	5
	F	9	—	—	—	—	—	9
33. Suicide ... ..	M	—	—	—	2	4	2	8
	F	—	—	—	—	—	—	—
34. Road Traffic Accidents ... ..	M	—	—	2	2	1	1	6
	F	—	—	—	—	—	1	1
35. Other violent causes ... ..	M	—	—	3	5	7	5	20
	F	2	—	1	1	4	7	15
36. All other causes ... ..	M	2	—	2	6	13	33	56
	F	4	1	1	9	17	25	57
Totals of all causes ... ..	M	55	12	12	62	186	333	660
	F	47	5	4	64	146	374	640
		102	17	16	126	332	707	1,300

## MATERNITY AND CHILD WELFARE.

The following table gives the number of births and deaths of infants and the rate per 1,000 births :—

Year.	Births.	Deaths of Infants.	Deaths of Infants per 1000 births.
1906	3112	430	138
1907	3029	362	117
1908	3204	383	120
1909	2995	360	120
1910	2906	329	99
1911	2929	434	146
1912	2880	259	90
1913	2951	314	103
1914	2935	276	94
1915	2708	277	102
1916	2605	222	85
1917	2278	251	110
1918	2014	210	104
1919	2296	228	99
1920	3312	219	66
1921	2779	245	88
1922	2758	196	71
1923	2701	173	64
1924	2399	173	72
1925	2351	153	65
1926	2188	144	66
1927	2076	126	61
1928	2258	156	69
1929	2162	133	62
1930	2173	140	64
1931	2073	140	68
1932	1940	129	66
1933	1827	119	65
1934	1783	137	77
1935	1877	131	70
1936	1922	116	60
1937	1913	130	68
1938	1874	117	62
1939	1829	77	43*
1940	1600	76	51†
1941	1405	52	41‡
1942	1589	94	59
1943	1768	102	58

\* Rate calculated on a birth figure supplied by the Registrar-General of 1,781.

† Rate calculated on a birth figure supplied by the Registrar-General of 1,501.

‡ Rate calculated on a birth figure supplied by the Registrar-General of 1,253.



The following table shows the deaths of infants under one year of age and the cause:—

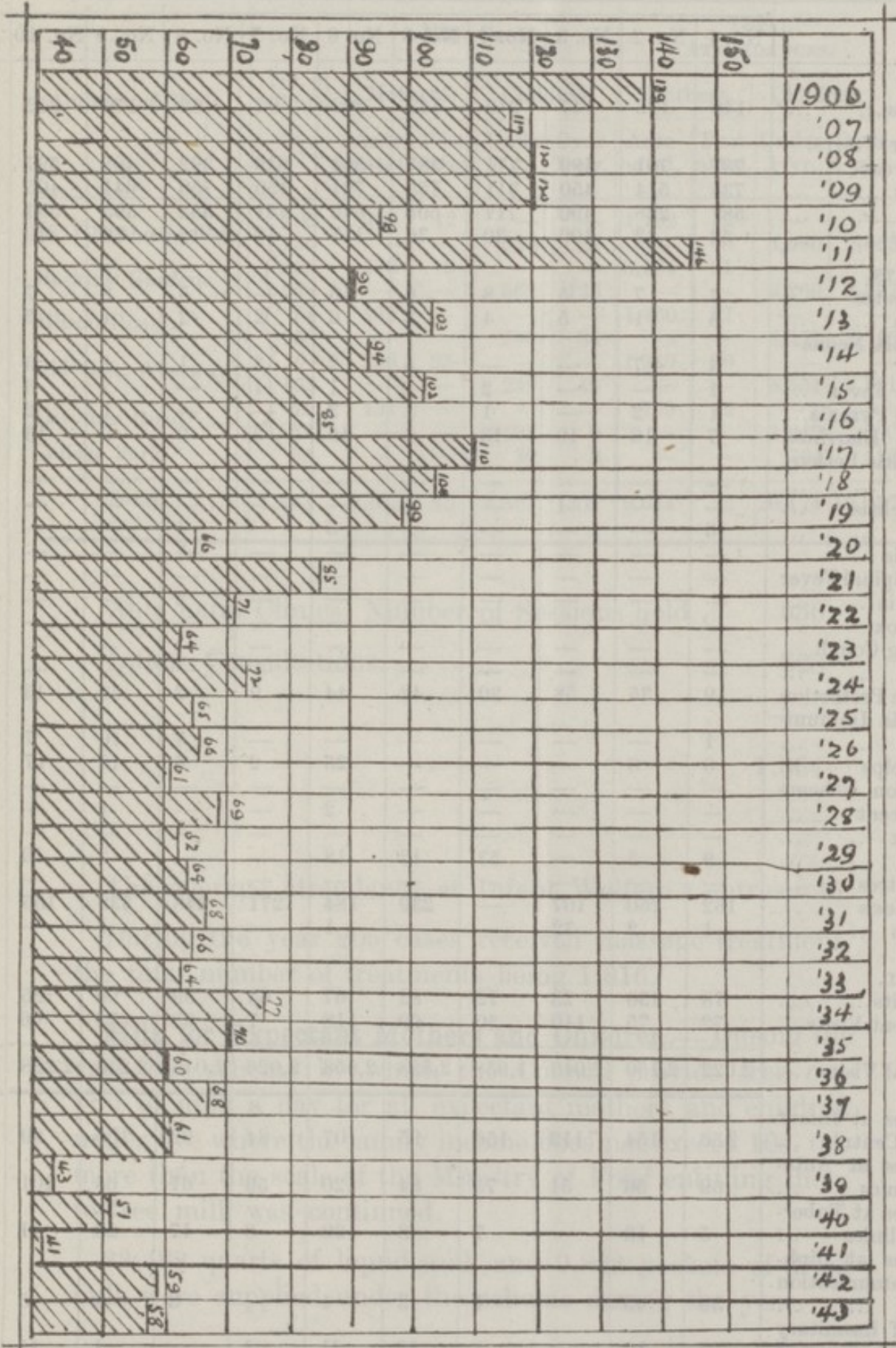
### INFANT MORTALITY, 1943.

Infantile Mortality during the year 1943. Nett deaths from stated causes at various ages under one year of age.

CAUSES OF DEATH.	Under 1 Week.	1-2 Weeks.	2-3 Weeks.	3-4 Weeks.	Total under 4 Weeks.	4 Weeks and under 3 months.	3 months and under 6 months.	6 months and under 9 months.	9 months and under 1 year.	Total Deaths under 1 year.
Small-pox ... ..	—	—	—	—	—	—	—	—	—	—
Chicken-pox ... ..	—	—	—	—	—	—	—	—	—	—
Measles ... ..	—	—	—	—	—	—	—	1	1	2
Scarlet Fever ... ..	—	—	—	—	—	—	—	—	—	—
Whooping Cough ... ..	—	—	—	—	—	1	2	2	1	6
Diphtheria and Croup ... ..	—	—	—	—	—	—	—	—	—	—
Influenza ... ..	—	—	—	—	—	1	—	—	—	1
Erysipelas ... ..	—	—	—	—	—	—	—	—	—	—
Tuberculous Meningitis ... ..	—	—	—	—	—	—	—	—	—	—
Abdominal Tuberculosis ... ..	—	—	—	—	—	—	—	—	—	—
Other Tuberculous Diseases ... ..	—	—	—	—	—	—	—	—	—	—
Meningitis (not T.B.) ... ..	—	—	—	—	—	—	—	—	—	—
Laryngitis ... ..	—	—	—	—	—	—	—	—	—	—
Bronchitis ... ..	—	—	—	—	—	2	1	—	—	3
Other Respiratory diseases ... ..	—	—	—	—	—	—	—	—	—	—
Pneumonia (all forms) ... ..	—	—	1	1	2	1	5	4	1	13
Infective Gastro-Enteritis ... ..	—	—	1	—	1	12	12	7	3	35
Other Digestive diseases ... ..	—	—	—	—	—	—	—	—	—	—
Syphilis ... ..	—	—	—	—	—	—	—	—	—	—
Rickets ... ..	—	—	—	—	—	—	—	—	—	—
Suffocation, Overlying ... ..	—	—	—	—	—	—	—	—	—	—
Injury at Birth and Congenital Malformations ... ..	3	1	1	2	7	1	—	—	—	8
Atelectasis ... ..	5	1	—	—	6	—	—	—	—	6
Premature Births ... ..	14	—	2	1	17	—	—	—	—	17
Otitis Media ... ..	—	—	—	—	—	—	1	1	—	2
Violence ... ..	—	—	—	—	—	—	—	—	—	—
Icterus Neonatorum ... ..	1	—	—	—	1	—	—	—	—	1
Hæmorrhage of the Newborn ... ..	1	—	—	—	1	—	—	—	—	1
War Operations ... ..	—	—	—	—	—	—	—	—	—	—
Other causes ... ..	—	—	—	—	—	2	3	1	1	7
Totals ... ..	24	2	5	4	35	20	24	16	7	102

NETT BIRTHS IN THE YEAR : Legitimate, 1,599 ; Illegitimate, 169.  
NETT DEATHS IN THE YEAR : Legitimate Infants, 92 ; Illegitimate Infants, 10.

The following Chart shows the Infantile Mortality rate for the years 1906-1943.



Visits paid by Health Visitors are enumerated in detail below:—

	District.										Total
	No. 1	No. 2	No. 3	No. 4	No. 5	No. 6	No. 7	No. 8	No. 9	No. 10	
<b>VISITS.</b>											
First visits ...	149	126	147	216	143	202	95	82	170	222	1,552
<b>SUBSEQUENT VISITS.</b>											
Under 1 year ...	737	701	499	471	587	594	649	392	408	597	5,635
1-5 Years ...	734	514	450	311	755	791	450	759	641	405	5,810
Outs ...	581	228	490	717	508	646	451	355	395	593	4,964
Removals ...	53	43	106	30	70	117	18	15	16	79	547
<b>OTHER VISITS.</b>											
Infant Deaths ...	7	7	5	8	6	16	—	5	8	7	69
Stillbirths ...	5	1	5	4	2	6	2	2	4	5	36
Ophthalmia Neonatorum ...	3	7	—	—	5	2	3	1	1	6	28
Puerperal Fever ...	1	—	—	2	2	1	1	—	2	6	15
Puerperal Pyrexia...	1	2	—	1	1	3	—	—	1	2	11
Epidemic Diarrhoea	7	16	10	13	4	16	5	9	9	13	102
Encephalitis Lethargica ...	—	—	—	—	—	—	—	—	—	—	—
Polio-Myelitis ...	—	—	1	—	1	—	—	—	—	—	2
Measles ...	6	—	—	—	—	5	—	4	—	—	15
Diphtheria ...	—	—	—	—	—	—	—	—	—	—	—
Cerebro-Spinal Fever	—	—	—	—	—	—	—	—	—	—	—
Pneumonia...	—	—	—	—	—	—	—	2	—	—	2
Chickenpox ...	—	—	—	—	—	—	—	—	—	—	—
Whooping Cough ...	—	—	—	—	—	—	—	—	—	—	—
Scabies ...	—	—	—	—	—	—	—	—	—	—	—
Child Life Protection	9	35	58	30	42	44	9	2	56	13	298
Diphtheria Immunisation ...	1	—	—	—	—	—	—	7	10	7	25
Home Helps ...	6	8	—	—	—	25	2	6	15	17	79
Evacuation Scheme	—	—	—	—	—	—	—	—	—	—	—
Convalescent ...	—	—	—	—	—	2	—	—	1	—	3
Free Milk ...	—	—	—	—	—	—	—	—	—	—	—
Special ...	9	5	—	53	12	18	—	—	2	10	109
Rest Centres ...	—	—	—	—	—	—	—	—	—	—	—
Tuberculosis ...	162	250	107	—	239	184	271	248	339	155	1,955
Adoption ...	1	2	32	—	—	1	—	—	1	—	37
<b>ANTE-NATAL.</b>											
First Visits...	78	130	23	72	82	67	63	59	99	25	698
Subsequent Visits ...	72	75	110	30	69	118	7	98	72	66	717
<b>Total Visits ...</b>	<b>2,622</b>	<b>2,150</b>	<b>2,043</b>	<b>1,958</b>	<b>2,528</b>	<b>2,858</b>	<b>2,026</b>	<b>2,046</b>	<b>2,250</b>	<b>2,228</b>	<b>22,709</b>
<b>Attendances at Infant Welfare Centres ..</b>	<b>156</b>	<b>154</b>	<b>113</b>	<b>150</b>	<b>95</b>	<b>107</b>	<b>84</b>	<b>92</b>	<b>100</b>	<b>99</b>	<b>1,150</b>
<b>Attendances at Antenatal Clinics ...</b>	<b>69</b>	<b>56</b>	<b>51</b>	<b>75</b>	<b>84</b>	<b>120</b>	<b>59</b>	<b>61</b>	<b>68</b>	<b>101</b>	<b>744</b>
<b>Attendances at Tuberculosis Clinics ...</b>	<b>5</b>	<b>13</b>	<b>—</b>	<b>7</b>	<b>8</b>	<b>20</b>	<b>8</b>	<b>17</b>	<b>23</b>	<b>11</b>	<b>112</b>
<b>Attendances at Diphtheria Immunisation Clinics ...</b>	<b>59</b>	<b>49</b>	<b>—</b>	<b>1</b>	<b>3</b>	<b>4</b>	<b>—</b>	<b>3</b>	<b>4</b>	<b>5</b>	<b>128</b>
<b>Number of insanitary conditions reported</b>	<b>7</b>	<b>10</b>	<b>—</b>	<b>5</b>	<b>12</b>	<b>21</b>	<b>2</b>	<b>—</b>	<b>1</b>	<b>11</b>	<b>69</b>

**Schedule of Attendances at Infant Welfare Centres.  
and Ante-Natal Clinics.**

Address of Clinic.	No. of Clinics	NEW CASES.				TOTAL ATTENDANCES.			
		Mothers.		Children.		Mothers.		Children.	
		Ante-natal.	Post-natal.	Under 1 yr.	Over 1 yr.	Ante-natal.	Post-natal.	Under 1 yr.	Over 1 yr.
48, Glenthorne Rd.	{ 106	326	12	—	—	1,702	12	—	—
		156	—	—	328	27	—	—	4,990
Becklow Gardens	{ 200	579	8	—	—	3,104	21	—	—
		258	—	—	563	126	—	—	9,269
Milson Road ...	{ 74	309	—	—	—	1,460	17	—	—
		156	—	—	290	86	—	—	4,351
Old Oak, Westway	{ 104	306	25	—	—	1,949	20	—	—
		153	—	—	239	46	—	—	5,551
Latymer Road ...	{ 52	131	—	—	—	799	2	—	—
		52	—	—	101	9	—	—	1,249
College Park ...	{ 53	—	—	30	8	—	—	764	412
Totals ...	1,364	1,651	45	1,551	302	9,014	72	26,174	10,957

Ante-natal Clinics, Number of Sessions held... 536

Infant Consultations, .. .. . 828

1,364

The average attendance at Infant Welfare Centres = 45.

During the year 205 cases received massage treatment, the total number of treatments being 1,816.

**Milk for Expectant Mothers and Children.**— During the year the scheme by which the Council provide free one pint of milk a day for all expectant mothers and children under five where the family income does not exceed 10s. 0d. more than the scale of the Ministry of Food entitling them to free milk was continued.

33,488 quarts of liquid milk and 9,823 packets of dried milk were supplied under the scheme during the year.

**Dinners.**—Free dinners have been supplied by the Council to expectant mothers and children under five recommended by the Assistant Medical Officers through the Londoners' Meals Service at Communal Dining Centres in the Borough.

During the year 4 adults were referred to the Centres and 370 dinners were supplied at a cost of £20 0s. 10d.

### MATERNAL DEATHS.

The number of Maternal Deaths during the past nineteen years is as follows :—

Year.	Number of Deaths.		Number of live Births.	Maternal Death Rate.
	Puerperal Sepsis.	Other Accidents of Pregnancy.		
1925	6	7	2,351	5.5
1926	3	4	2,188	3.2
1927	3	4	2,076	3.4
1928	5	5	2,258	4.4
1929	5	2	2,162	3.3
1930	4	5	2,173	4.1
1931	2	5	2,073	3.4
1932	3	4	1,940	3.6
1933	6	2	1,827	4.4
1934	4	5	1,783	5.0
1935	1	1	1,877	1.1
1936	1	2	1,922	1.6
1937	1	3	1,913	2.1
1938	—	2	1,874	1.1
1939	1	1	1,829	1.0
1940	—	—	1,600	—
1941	1	1	1,405	1.5*
1942	—†	3	1,589	1.9
1943	2	1	1,768	1.6

\* Rate calculated on a (live and still) birth figure supplied by the Registrar-General of 1,289.

† 1 death from puerperal sepsis not counted as "Maternal death."

### Infectious Diseases of Mothers and Children under Five Years of Age.

Disease.	No. of Cases Notified.	Previous Year.	No. of Cases Visited.	No. of Cases Nursed.	No. of Cases Removed to Hospital.
Puerperal Fever	26	11	26	—	26
Puerperal Pyrexia	17	12	17	—	17
Ophthalmia Neonatorum...	9	3	9	—	9
Epidemic Diarrhœa* ...	37	18	—	—	—
Measles and German Measles (under 5) ...	425	402	425	21	126
Whooping Cough (under 5) ...	164	269	164	3	70
Poliomyelitis (under 5) ...	—	—	—	—	—

\* *Summer Diarrhœa*.—As this is not a notifiable disease the figures available are those of deaths which were registered as having been due to this cause.

**Ophthalmia Neonatorum.**—The number of cases reported was nine against three in the previous year. The analysis of the final reports received is as follows:—

Notified.	Cases.		Vision unimpaired.	Vision Impaired.	Total Blindness.	Removed from District.	Still under Treatment.	Deaths.
	At Home.	In Hospital.						
6.1.43	—	1	Yes	—	—	—	—	—
27.2.43	—	1	„	—	—	—	—	—
23.3.43	—	1	„	—	—	—	—	—
31.3.43	—	1	„	—	—	—	—	—
23.5.43	—	1	„	—	—	—	—	—
27.5.43	—	1	„	—	—	—	—	—
21.6.43	—	1	„	—	—	—	—	—
20.7.43	—	1	„	—	—	—	—	—
18.10.43	—	1	„	—	—	—	—	—
Totals ...	—	9	9	—	—	—	—	—

**War-time Day Nurseries.**—During the year two additional day nurseries were opened with accommodation for 140 children.

The following particulars show the average daily attendances each month for each of the six nurseries now in operation :—

1943.	Latimer Rd. Accomdn. 36.		Brook Green. Accomdn. 83.		Westway. Accomdn. 50.		Uxbridge Rd. Accomdn. 65.		Dalling Rd. Accomdn. 70.		Australia Rd. Accomdn. 70.	
	Mon. to Fri.	Sat.	Mon. to Fri.	Sat.	Mon. to Fri.	Sat.	Mon. to Fri.	Sat.	Mon. to Fri.	Sat.	Mon. to Fri.	Sat.
Jan.	33	18	40	21	39	22	41	15	—	—	—	—
Feb.	31	14	48	27	37	20	22	12	—	—	—	—
Mar.	28	12	42	23	35	17	37	17	—	—	—	—
April	32	12	54	32	36	17	46	22	—	—	—	—
May	33	15	70	40	47	23	54	30	—	—	—	—
June	32	17	75	39	45	19	40	19	—	—	—	—
July	29	13	68	28	47	21	50	25	—	—	—	—
Aug.	30	17	72	35	48	26	49	28	—	—	—	—
Sept.	33	17	68	28	46	24	59	32	—	—	—	—
Oct.	36	21	71	32	47	28	59	31	35	25	—	—
Nov.	29	18	53	23	39	24	50	30	38	22	—	—
Dec.	30	17	64	20	43	22	54	24	46	24	Opened in December.	

All the above nurseries have been recognised by the National Society of Children's Nurseries for the purposes of training for the Nursery Nurses' Certificate.

In addition to the nurseries that have been opened by the Council under the auspices of the Ministry of Health, there is in the Borough a day nursery organised by a large industrial undertaking for the children of its work-people. The nursery has accommodation for 150 children and is under the general supervision of the Medical Officer of Health. The firm receive a grant from the Ministry, paid through the Council, of 1s. per day for each child attending.

**Residential Nursery.**—The residential nursery, opened by the Council in February, 1941, at White Lodge, Iver Heath, Bucks, has accommodation for 8 babies and 30 children from one to five years. All the accommodation has been fully occupied during the year by children of Hammersmith parents.

The nursery is recognised as a training centre by the National Society of Children's Nurseries.

## CHILD LIFE PROTECTION.

### Public Health (London) Act, 1936.

At the end of the year there were 30 foster-children being cared for in the Borough, and 30 names on the list of foster-mothers.

The Health Visitors are responsible for visiting the homes of all foster-children in their various districts.

During the year 21 foster-mothers were removed from the register for various reasons and 25 new foster-mothers were registered.

A summary of the work carried out during the year under review follows:—

#### FOSTER-MOTHERS.

No. of Foster-Mothers on Register December 31st, 1943	...	...	30
„ „ Recommended for Registration	...	...	25
„ „ removed from Register	...	...	21
(1) Removed from Borough	...	...	1
(2) Adopted Children	...	...	—
(3) Unsuitable	...	...	2
(4) 9 years of age	...	...	—
(5) Temporarily approved	...	...	—
(6) No further Foster-Children required	...	...	14
(7) Illness of Foster-Mothers	...	...	4
(8) Lack of accommodation	...	...	—
(9) Mother living at address	...	...	—
(10) Evacuated with Child	...	...	—
(11) Child evacuated	...	...	—
„ Applications for Registration received but not Recommended	...	...	—

#### FOSTER-CHILDREN.

No. of Foster-Children on Register December 31st, 1943	...	...	30
„ „ received by Foster-Mothers	...	...	34
„ „ moved from Foster-Mothers	...	...	33
(1) To Foster-Mothers	...	...	3
(2) To Parents or Guardians	...	...	22
(3) To Institutions	...	...	3
(4) Adopted	...	...	2
(5) Children removed from Borough with Foster-Mother	...	...	—
(6) Foster-Children who have reached the age of 9 years during the Year	...	...	—
(7) Evacuated to Residential Nursery	...	...	3
(8) No payment now received	...	...	—

#### VISITS.

No. of visits to Registered Foster-Mothers	...	...	298
--------------------------------------------	-----	-----	-----



## SANITARY CIRCUMSTANCES OF THE BOROUGH.

**Inspections.**—The following table shows the number of visits made in each district under the various inspection heads:—

### NUMBER OF INSPECTIONS MADE DURING 1943.

CAUSE OF INSPECTION	INSPECTORS										Total	
	W. A. Collins	P. T. Bayes	E. J. Nether	F. Q. Barry	J. R. Bailey*	J. E. Broadhead	J. C. Hopkins	G. W. Herrick	W. Rigby	W. J. Godden		Miss E. M. Cross
Infectious Disease ...	75	108	103	109	86	104	140	124	1	—	2,140	2,990
Complaints ...	491	781	693	756	810	674	809	723	—	27	71	5,835
House to House ...	—	—	—	—	—	—	—	—	—	—	—	—
Housing Act ...	18	20	64	30	29	24	3	4	34	—	—	226
Food ...	127	161	277	317	89	100	166	153	—	523	—	1,983
Restaurants ...	21	103	86	39	6	29	63	63	—	—	—	410
Markets ...	10	12	98	34	10	116	44	273	—	—	—	599
Bakehouses ...	8	25	38	26	6	18	10	4	—	—	—	135
Milk Vendors ...	23	2	5	7	3	3	5	9	8	—	—	567
Ice Cream Vendors ...	—	—	—	—	—	—	—	—	—	502	—	2
Factories (Mechanical) ...	32	39	29	53	15	35	58	326	7	2	14	605
Factories (Non-mechanical) ...	7	11	9	—	1	—	31	40	—	—	10	109
Outworkers ...	2	1	9	—	2	—	22	2	—	—	73	111
Public Urinals ...	34	97	47	23	90	48	14	86	—	—	—	439
Drainage ...	103	260	272	394	178	286	272	293	—	—	—	2,061
Miscellaneous ...	200	521	806	335	226	559	489	307	448	2	82	4,267
Re-visits ...	764	1,424	1,698	1,672	1,339	1,799	1,051	1,364	—	294	84	11,195
Shops Act ...	13	20	6	1	20	45	44	13	—	—	—	162
Pharmacy and Medicines ...	7	22	17	19	9	15	18	15	—	—	—	122
War Damage ...	21	—	22	116	27	21	1	13	—	—	—	221
A.R.P. Shelters ...	6	15	32	29	33	28	7	30	1	—	—	181
Food Poisoning ...	—	—	—	—	—	—	2	—	—	—	—	2
Requisitioning of Houses ...	—	—	181	234	81	154	131	44	—	—	—	825
Smoke Observations ...	—	8	—	—	21	7	13	—	—	—	—	49
<b>TOTAL ...</b>	<b>1,962</b>	<b>3,630</b>	<b>4,489</b>	<b>4,194</b>	<b>3,081</b>	<b>4,065</b>	<b>3,393</b>	<b>3,886</b>	<b>501</b>	<b>1,421</b>	<b>2,474</b>	<b>30,096</b>

\* Joined H.M. Forces on 8.11.43.

**Notices.**—The following table shows the number of Preliminary Notices served and complied with during the year :—

	Notices Served.	Notices complied with.
Infectious Diseases ... ..	68	42
Complaints ... ..	1,799	1,463
Housing Act ... ..	1	4
Food (other than Restaurants) ...	21	18
Restaurants, &c. ... ..	18	20
Bakehouses ... ..	5	5
Milk Vendors ... ..	10	—
Factories (Mechanical) ... ..	20	18
Factories (Non-Mechanical) ...	3	3
Public Urinals ... ..	8	6
Drainage ... ..	38	10
Miscellaneous... ..	92	36
Re-visits ... ..	365	433
Shops Act, 1934 ... ..	4	11
War Damage ... ..	8	17
A.R.P. Shelters ... ..	2	1
Requisitioning of Houses ... ..	1	1
Smoke Observations ... ..	5	—
Total ...	2,468	2,088

During the year 783 Statutory Notices were served and 668 complied with.

#### SUMMONSES—YEAR 1943.

The following table shows the number of proceedings instituted during the year :—

Public Health (London) Act, 1936... ..	66
Housing Act, 1936 ... ..	2
Food and Drugs Act, 1938... ..	6
L.C.C. Lodging House Byelaws ... ..	6
L.C.C. Drainage Byelaws ... ..	3
Milk and Dairies (Consolidation) Act, 1915, and Milk and Dairies Order, 1926 ...	2
Rats and Mice (Destruction) Act, 1919 ...	1

1.—INSPECTION OF FACTORIES.

Premises	Number of		
	Inspections.	Written Notices.	Occupiers Prosecuted.
Factories .. .. . (with Mechanical Power)	598	20	—
Factories .. .. . (without Mechanical Power)	109	3	—
Other Premises .. .. .	—	—	—
Total .. .. .	707	23	—

2.—DEFECTS FOUND IN FACTORIES, ETC.

Particulars	Number of Defects			Number of Prosecutions
	Found	Re-medied	Referred to H.M. Inspector	
Want of Cleanliness .. .. .	6	9	—	—
Unreasonable Temperatures .. .. .	—	—	—	—
Inadequate Ventilation .. .. .	1	1	—	—
Overcrowding .. .. .	—	—	—	—
Ineffective Drainage of Floors .. .. .	—	—	—	—
Sanitary (insufficient .. .. .	4	5	—	—
Conveni- (unsuitable or defective .. .. .	9	8	—	—
ences (not separate for sexes .. .. .	1	—	—	—
<i>Offences under the Factory and Workshops Act—</i>				
Illegal occupation of underground bakehouse .. .. .	—	—	—	—
Other Offences .. .. . (excluding offences relating to out-work which are included in Part 3 of this report)	2	—	—	—
Total .. .. .	23	23	—	—

## 3.—OTHER MATTERS RELATING TO FACTORIES.

Class.	Number.					
Matters notified to H.M. Inspector of Factories—						
Failure to affix Abstract of the Factory Act 1937 (Sec. 2)	—					
Action taken in matters referred by H.M. Inspector as remediable under the Public Health Acts, but not under the Factory Act, 1937 ...	<table border="0"> <tr> <td rowspan="2">}</td> <td>Notified by H.M. Inspector ...</td> <td>—</td> </tr> <tr> <td>Reports of action taken sent to H.M. Inspector</td> <td>—</td> </tr> </table>	}	Notified by H.M. Inspector ...	—	Reports of action taken sent to H.M. Inspector	—
}	Notified by H.M. Inspector ...		—			
	Reports of action taken sent to H.M. Inspector	—				
Other ... ..	2					
Underground bakehouses (Sec. 54)—						
Certificates granted during year ... ..	—					
In use at the end of the year ... ..	16					

**RATS AND MICE DESTRUCTION.**

The Infestation Order, 1943, dated 6th May, 1943, was made by the Minister of Food under the Defence General Regulations, 1939.

On the 11th June the Minister issued a direction to the Council to submit to him a report on the extent to which the Borough was infested by rats and mice. The Borough was surveyed by the Sanitary Inspectors and reports submitted to the Minister during August.

On the 29th October the Minister further directed the Council to proceed on and from the 6th December with the treatment of the Council's sewers. This was carried out by the Borough Engineer and Surveyor and the Medical Officer of Health working in co-operation. Civil Defence personnel from the Light Rescue Service assisted in the work. As a result of this treatment it is estimated that 21,000 rats were destroyed in the Council's sewers.

On the 9th November the Minister further directed the Council to proceed with all necessary action for the remedying of all infestations by rats and mice within the Borough.

The Council's Rodent Officer resigned during the year. Operatives have been engaged and one of the Council's Sanitary Inspectors has been placed in charge of operations.

The following is a brief summary of the work carried out during the year in connection with rat and mice destruction :—

No. of houses inspected ... ..	703
No. of food premises inspected ... ..	886
No. of stores inspected ... ..	276
No. of factories inspected ... ..	188
Total No. of premises inspected... ..	2,053
No. of premises found to be rat infested	1,585

### **NEWLY ERECTED HOUSES AND FLATS— WATER SUPPLY.**

Number of certificates granted during the year ... Nil

### **INCREASE OF RENT AND MORTGAGE RESTRICTIONS ACT, 1920/38.**

During the year 6 applications were received for certificates under the above Act, and in 5 cases certificates were granted.

### **CERTIFICATES OF ESSENTIALITY.**

In October the Ministry of Health issued Circular 2871, which dealt with the general scheme for the repair of houses and provided for the issue of certificates of essentiality by the local authority to serve for evidence in procuring building licences from the Ministry of Works and for the contractor to present to the Ministry of Labour as protection of the labour engaged on the work against transfer.

The circular aims at securing the maximum improvement in housing conditions and defines the work which comes within the scheme.

The Borough Engineer and Surveyor and the Medical Officer of Health report jointly upon all applications and make recommendations as to the issuing of certificates to the Town Clerk.

### **EXHUMATION AND RE-INTERMENT OF BODIES.**

During the year one Licence was granted by the Secretary of State for the exhumation and removal of bodies from graves in St. Mary's Catholic Cemetery, Harrow Road.

## PUBLIC MORTUARY, AND CIVILIAN WAR DEATHS MORTUARY.

Six hundred and four bodies were admitted to the Public Mortuary and Civilian War Deaths Mortuary during the year :—

### Hammersmith Public Mortuary :—

Admitted by order of Coroner ... ..	237	
Admitted by order of Police ... ..	26	
Admitted on application of undertakers for accommodation ... ..	51	
Admitted by order of Medical Officers of Institutions ... ..	—	
War operations ... ..	2	
	316	

### Civilian War Deaths Mortuary :—

War operations ... ..	—	
	—	

### Bodies admitted from other Boroughs :—

Fulham ... ..	97	
Chelsea ... ..	191	
	288	

### No. of P.-M. examinations conducted :—

Hammersmith cases ... ..	246	
Fulham cases ... ..	103	
Chelsea cases ... ..	193	
Total P.-M.s	542	

### No. of Inquests held :—

Hammersmith cases ... ..	64	
Kensington cases ... ..	95	
Fulham cases ... ..	51	
Paddington cases ... ..	43	
Chelsea cases ... ..	56	
St. Marylebone cases ... ..	24	
Total Inquests held	333	

## PREVALENCE OF, AND CONTROL OVER, INFECTIOUS DISEASES.

**Infectious Diseases.**—There were, omitting tuberculosis, 2,233 cases reported as due to notifiable infectious diseases in the Borough, against 1,658 in the previous year. There were also reported 876 cases of infectious diseases that were not notified, against 556 in the previous year; 252 of these were \*Measles, 100 \*Whooping Cough, 30 \*Scabies and 494 Chickenpox.

The number of cases of Tuberculosis notified was 201 against 200 in the previous year.

\*Totals (notified cases and cases reported from other sources)—Measles 973, Scabies 674 and Whooping Cough 308.

### BACTERIOLOGY.

The following bacteriological examinations were made on behalf of the Council:—

#### Material from cases of suspected Diphtheria—

Positive results ... ..	7
Negative results ... ..	631

#### Sputa from cases of suspected Tuberculosis—

Tubercle bacillus found ... ..	104
Tubercle bacillus not found ... ..	362

#### Blood from cases of suspected Fever—

Widal or Typhoid reaction not obtained ...	4
Faeces ... ..	2
Other ... ..	1

Grand Total ... ..	1,111
--------------------	-------





### Deaths from the Seven Principal Zymotic Diseases.—

The total number of deaths of residents registered from the seven principal zymotic diseases was 80 against 49 in the previous year. The deaths of residents from these diseases were equal to 61 per 1,000 of the total deaths of residents registered and were at the rate of 0.8 deaths per 1,000 persons living.

The following table shows the deaths of residents registered from the seven principal zymotic diseases which occurred in the ten years, 1934 to 1943 :—

Year.	Smallpox.	Measles.	Scarlet Fever.	Diphtheria and Membranous Croup.	Whooping Cough.	Enteric Fever.	Diarrhoea.	Total.
1934	0	25	4	25	19	0	27	100
1935	0	0	3	12	7	1	28	49
1936	0	15	3	5	7	2	25	57
1937	0	0	1	12	9	2	29	53
1938	0	5	0	5	4	0	36	62
1939	0	0	0	4	3	0	17	24
1940	0	1	0	3	0	0	44	48
1941	0	0	0	5	5	1	40	51
1942	0	0	0	1	8	0	40	49
1943	0	2	0	0	9	0	37	48
Average last 10 yrs	0	5	1	7	7	1	32	53

### Notifiable Diseases (other than Tuberculosis) during the Year 1943.

DISEASE.	Total cases notified.	Cases admitted to Hospital.	Total deaths.
Diphtheria ... ..	53	53	—
Erysipelas ... ..	25	13	—
Scarlet Fever ... ..	410	347	—
Enteric Fever ... ..	—	—	—
Puerperal Fever ... ..	26	26	} 2
Puerperal Pyrexia ... ..	17	17	
Cerebro-Spinal Meningitis ... ..	12	11	2
Encephalitis Lethargica ... ..	—	—	—
Ophthalmia Neonatorum ... ..	9	9	—
Pneumonia (Acute Primary and Influenzal) ... ..	59	8	†92
Dysentery ... ..	39	37	—
Poliomyelitis ... ..	1	1	—
Malaria ... ..	4	4	—
Food Poisoning ... ..	5	1	—
*Measles ... ..	721	180	2
*Whooping Cough ... ..	208	83	9
*Scabies ... ..	644	2	—
<b>TOTALS</b> ... ..	<b>2,233</b>	<b>792</b>	<b>107</b>

\*This is not total brought to notice of Department.

†Deaths from all forms of Pneumonia.

## DIPHTHERIA IMMUNISATION.

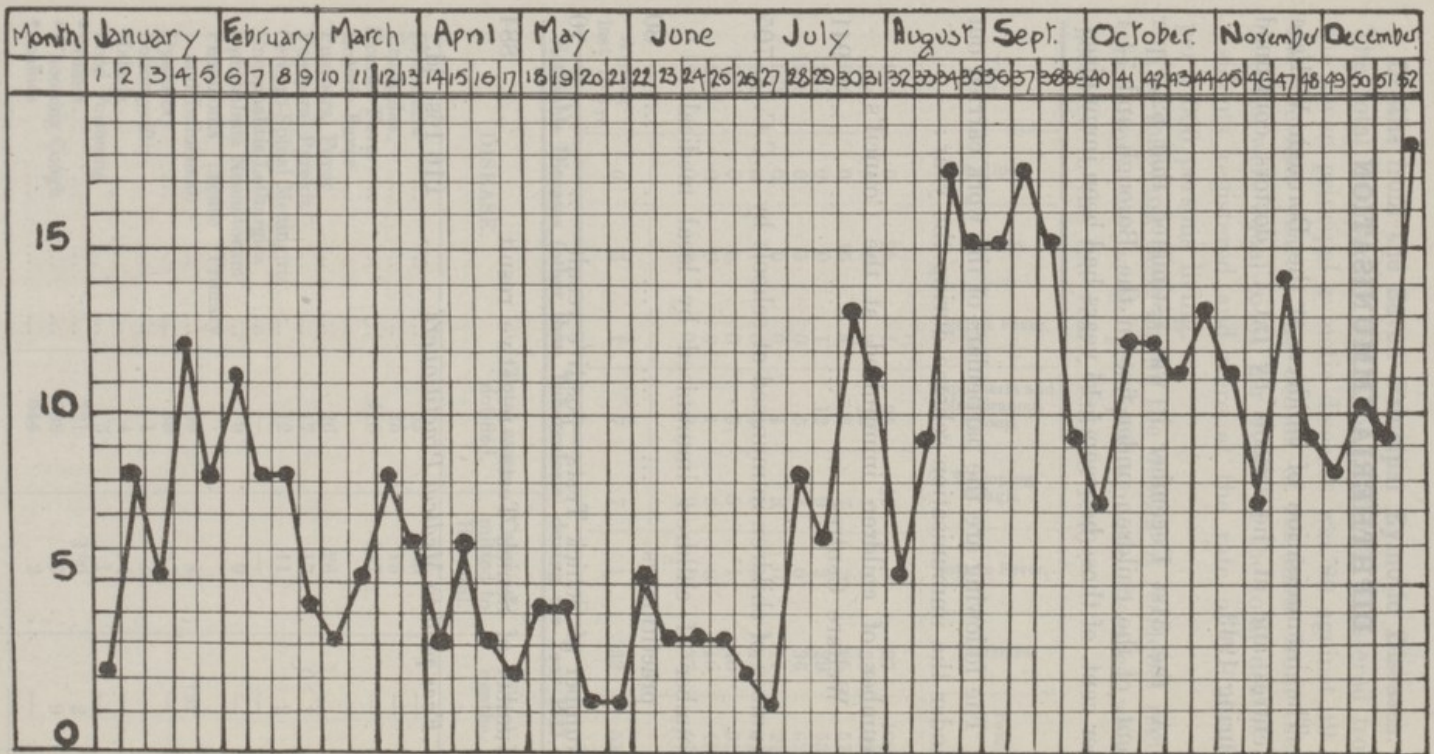
The immunisation of children at the Borough Welfare Centres and at the schools by L.C.C. doctors continued during 1943.

At the 31st December it was estimated that 62.9 per cent. of the children under five in the Borough and 74.1 per cent. of those between 5-15 years had been immunised.

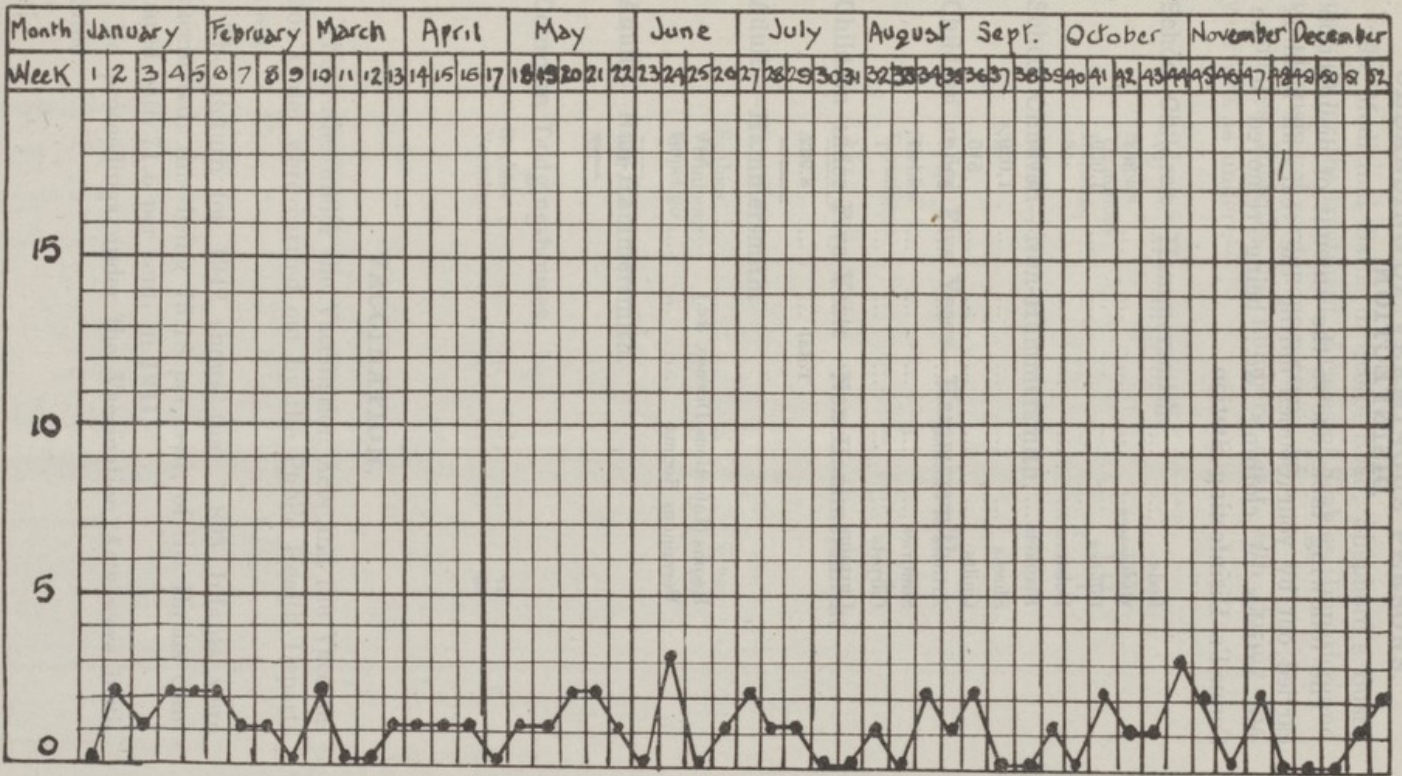
The following are the particulars of the work carried out under the immunisation scheme during the year :—

Number of children immunised at the Council's Welfare Centres ... ..	941
Number of children immunised at schools by L.C.C.	705
Number of children immunised by local medical practitioners ... ..	80
Number of Schick Tests—positive result ... ..	10
Number of Schick Tests—negative result ... ..	884
<i>Fees paid to Medical Practitioners</i> ... ..	£16 16s, 6d.

The Chart hereunder shows the number of cases of Scarlet Fever notified week by week during the year.



The Chart hereunder shows the number of cases of Diphtheria notified week by week during the year.



## DISINFECTION.

The following table shows the amount of disinfection carried out by your Council during the year; all bedding and articles of clothing, &c., being removed to the Council's Disinfecting Station.

Beds ... ..	37
Mattresses ... ..	364
Pillows ... ..	1,059
Bolsters ... ..	46
Blankets ... ..	3,079
Sheets ... ..	1,029
Quilts ... ..	515
Articles of Clothing ... ..	2,747
Sundries ... ..	41
Carpets ... ..	1
Curtains ... ..	4
Total ... ..	8,922

Rooms (Infectious Disease, &c.) ...	854
Verminous Rooms ... ..	96
	950

### CLEANSING OF VERMINOUS PERSONS.

The Medicinal Baths in Scotts Road, Shepherd's Bush, provide for the treatment of cases of Scabies, Impetigo and the cleansing of verminous persons, &c.

Figures showing the numbers dealt with during the year are as under:—

#### School Children—Hammersmith.

Scabies ... ..	2,759
Verminous ... ..	1,431
Impetigo ... ..	17

#### School Children—Non-Hammersmith.

Nil.

#### Children under Five Years—Hammersmith.

Scabies ... ..	663
Verminous ... ..	64

#### Children under Five Years—Non-Hammersmith.

Nil.

#### Adults—Hammersmith.

Scabies ... ..	2,269
Verminous ... ..	145
Impetigo ... ..	9

#### Adults—Non-Hammersmith.

Nil.

#### Common Lodging-houses.

Scabies ... ..	15
Verminous ... ..	93

### VACCINATION.

The duties under the Vaccination Acts and the Vaccination Order were carried out by the Public Health Department.

The Return for 1942 shows that 1,893 Infants were vaccinated, this being 75.18 per cent. of the Births compared with 71.6 per cent. in 1941.

No proceedings under the Vaccination Acts were instituted.

# VACCINATION RETURNS.

## RETURN FOR 1942.

Registration Sub-Districts comprised in the Vaccination Officers' District	Number of Births returned in the "Birth List Sheets" as registered from 1st January to 31st Dec., 1942	Number of these Births duly entered by 31st January, 1944, in Columns I, II, IV and V of the "Vaccination Register" (Birth List Sheets), viz.:					Number of these Births which on 31st January, 1944, remained unentered in the "Vaccination Register" on account (as shown by Report Book) of			Number of these Births remaining on 31st January, 1944, neither duly entered in the "Vaccination Register" (columns 3, 4, 5, 6 and 7 of this Return) nor temporarily accounted for in the "Report Book" (columns 8, 9 and 10 of this Return)	Number of Certificates of Successful Primary Vaccination of children under 14 years received during the calendar year 1943	Number of Statutory Declarations of Conscientious Objection actually received by the Vaccination Officer irrespective of the dates of birth of the children to which they relate during the calendar year 1943
		Col. I Success-fully Vaccinated	Col. II		Col. IV. Number in respect of whom Certificates of Conscientious Objection have been received	Col. V Dead, Unvaccinated	Post-ponement by Medical Certificate	Removal to Districts, the Vaccination Officer of which has been duly apprised	Removal to Places unknown or which cannot be reached; and Cases not having been found			
			Insus-ceptible of Vaccination	Had Small-Pox								
1	2	3	4	5	6	7	8	9	10	11	12	13
1. North Hammersmith...	270	132	1	—	66	15	1	6	19	30	145	88
2. Hammersmith Hospital	1,486	910	6	—	208	77	2	82	108	93	924	246
3. South Hammersmith...	178	80	2	—	36	16	—	1	12	31	86	34
4. Queen Charlotte's Hospital	1,340	771	9	—	156	52	—	177	167	8	920	197
	3,274	1,893	18	—	466	160	3	266	306	162	2,075	565

TABLE showing Work of Vaccination Officer from 1st January to 31st December, 1943.

	No. of Vaccination Certificates received from—					No. of Insusceptibility Certificates.	Total No. of Certificates.	No. of Declarations of Conscientious Objection.	No. of Postponement Certificates.	No. of Cases Removed Inwards.	No. of Cases Removed Outwards.	No. of "Q" Notices Sent.	No. of "K" Notices Served.	No. of Children Died Unvaccinated.	No. of Cases Removed and not Traced.	Nos. entered on "H" Lists to Public Vaccinators.				
	District No. 1.	District No. 2.	District No. 3.	District No. 4.	District No. 5.											Other Doctors.	District No. 1.	District No. 2.	District No. 3.	District No. 4.
North ... ..	45	16	48	3	33	—	145	88	5	—	18	210	44	10	5	84	23	51	—	158
South ... ..	23	42	2	—	19	1	86	34	14	—	3	156	45	7	5	84	55	1	1	141
Hammersmith Hospital ... ..	185	116	146	9	468	3	924	246	20	—	617	684	122	74	39	268	134	152	14	568
Queen Charlotte's Hospital ... ..	41	12	8	—	859	2	920	197	9	—	1625	112	26	36	37	73	17	13	1	104
Removed Inwards ... ..	31	30	22	—	27	1	110	7	12	184	—	67	37	4	36	39	43	27	4	113
TOTAL ... ..	325	216	226	12	1406	7	2185	572	60	184	2263	1229	274	131	122	548	272	244	20	1084

Total number of births registered during 1943 — 3,941.



## TUBERCULOSIS.

**Tuberculosis.**—Two hundred and one cases of Tuberculosis were reported during the year, one hundred and seventy-seven of which were Pulmonary and twenty-four being other forms of Tuberculosis, against two hundred cases in the previous year.

**PART I. SUMMARY OF NOTIFICATIONS DURING THE PERIOD FROM THE  
1ST JANUARY, 1943, TO THE 31ST DECEMBER, 1943.**

Age Periods	Formal Notifications											
	Number of Primary Notifications of new cases of Tuberculosis											
	0-	1-	5-	10-	15-	20-	25-	35-	45-	55-	65-	Total (all ages)
Pulmonary Males	—	1	4	2	9	14	16	18	16	22	7	109
Pulmonary Females	—	2	—	1	15	18	21	5	4	2	—	68
Non-Pulmonary Males	—	—	—	—	—	1	—	2	1	—	—	4
Non-Pulmonary Females	—	1	4	—	—	6	5	—	2	1	1	20

**PART II. SUPPLEMENTAL RETURN.**

New cases of Tuberculosis coming to the knowledge of the  
Medical Officer of Health during the above-mentioned  
period, otherwise than by formal notification.

Age Periods	0-	1-	5-	10-	15-	20-	25-	35-	45-	55-	65-	Total
Pulmonary Males	—	1	—	—	—	3	7	9	3	6	2	31
Pulmonary Females	—	—	—	1	3	6	17	4	2	—	—	33
Non-Pulmonary Males	—	3	3	—	1	1	1	1	—	1	—	11
Non-Pulmonary Females	—	1	—	1	—	1	3	—	—	—	—	6

The following table has been prepared, giving particulars of new cases of tuberculosis and of deaths from tuberculosis during 1943 :—

Age Periods	NEW CASES.				DEATHS.			
	Respiratory		Non-Respiratory		Respiratory		Non-Respiratory	
	M.	F.	M.	F.	M.	F.	M.	F.
0- ...	—	—	—	—	—	—	—	—
1- ...	2	2	3	2	1	—	2	—
5- ...	6	2	3	5	—	1	2	—
15- ...	26	42	3	7	18	13	3	4
25- ...	23	38	1	8				
35- ...	27	9	3	—	19	2	—	—
45- ...	19	6	1	2				
55- ...	28	2	1	1	5	1	—	1
65 and on ...	9	—	—	1				
TOTAL ...	140	101	15	26	43	17	7	5

The ratio of non-notified tuberculosis deaths to the total tuberculosis deaths is 1 to 3.

The following table indicates the number of cases and deaths from Tuberculosis :—

Year.	No. of Cases notified.			No. of Deaths.	No. of Cases on Dispensary Register.	No. of Cases on Register of Notifications.
	Pulmonary.	Non-Pulmonary.	Total.			
1924	200	56	256	170	—	1,426
1925	221	45	266	138	—	1,280
1926	210	68	278	142	824	1,302
1927	226	53	279	182	686	1,289
1928	205	56	261	135	744	1,308
1929	217	63	280	149	818	1,334
1930	196	54	250	153	803	1,293
1931	183	56	239	127	905	1,198
1932	183	45	228	156	763	1,128
1933	185	31	216	150	749	1,056
1934	184	31	215	124	715	1,070
1935	170	31	201	119	759	1,059
1936	156	40	196	116	805	1,063
1937	141	33	174	106	834	1,068
1938	155	37	192	87	824	859
1939	165	33	198	107	887	889
1940	143	24	167	118	791	813
1941	160	39	199	103	812	828
1942	169	31	200	104	935	963
1943	177	24	201	72	1,044	1,097

Sixty deaths from Pulmonary Tuberculosis were registered, against ninety-one in the previous year, representing a death-rate of 0.65 per 1,000 compared with 1.0 in 1942 and 1.0 in 1941.

Figures for the years 1927-43, showing the interval between notification and death of tuberculous persons are as under:—

	1927.	1928.	1929.	1930.	1931.	1932.	1933.	1934.	1935.	1936.	1937.	1938.	1939.	1940.	1941.	1942.	1943.
1. Total number of deaths from Tuberculosis in the Borough...	181	135	149	153	127	156	150	124	119	116	106	87	107	118	103	104	73
2. The number of cases notified at death ...	—	7	3	7	2	6	13	5	11	6	8	8	5	9	10	22	14
3. The number of cases notified within one month of death (excluding above) ...	25	17	32	18	16	21	17	21	11	20	16	13	12	11	13	16	10
4. The number of cases notified within three months of death (excluding above) ...	23	13	18	21	14	17	17	9	8	7	11	6	3	10	10	8	5
5. The number of cases notified within six months of death (excluding above) ...	18	9	8	9	14	15	16	11	11	7	8	5	5	11	6	3	3

Average number of cases notified for the 10 years 1924-1933 (inclusive) = 255.

Average number of cases notified for the 10 years 1934-1943 (inclusive) = 194.

Average number of deaths for the 10 years 1924-1933 (inclusive) = 150.

Average number of deaths for the 10 years 1934-1943 (inclusive) = 107.

**TUBERCULOSIS DISPENSARY.**—The work of the Tuberculosis Dispensary was continued at the Hammer-smith Hospital under the arrangement made with the London County Council and the British Post-Graduate Medical School. Under this arrangement the Dispensary is housed in a suite of rooms at the Hospital, the British Post-Graduate Medical School provides the Medical Staff and the Borough Council the nursing and clerical staff. Five sessions, at which patients are seen by appointment, are held each week.

The work carried out at the Dispensary during the year shows a considerable increase as compared with pre-war years.

The number of cases notified during the year was 201. Total attendances numbered 3,924 and 3,528 physical examinations were made. In 1938, when the number of cases notified was 192, the number of attendances at the Dispensary was 2,799 and examinations 1,806. The number of X-ray examinations made during 1943 was 1,724 against 275 in 1938 and the number of A.P. refills given in the same periods was 1,439 and 311.

**New Patients.**—During the year 1,000 persons attended for examination for the first time, 468 males and 532 females. Of these 219 were under the age of fifteen and 781 were adults. Of the total 368 were referred to the clinic by local practitioners for the purpose of consultation and 106 by the National Service Medical Boards. Three hundred and thirty-four were "contacts" of persons suffering from tuberculosis. Of the "contacts" examined 12 were definitely cases of tuberculosis, whilst 322 were non-tuberculosis.

**Total Attendances and Examinations.**—The total attendances of persons for the purpose of examination, observation or treatment, numbered 3,924, and physical examinations were carried out in 3,528 instances, *i.e.*, in 90 per cent. of the total attendances.

**Home Visitation.**—The Tuberculosis Officer made 13 visits to homes of patients for the purpose of examination and investigation of the home conditions.

The Health Visitors visit cases of tuberculosis on notification, and thereafter as far as possible at intervals of six months or less, as may appear advisable. During the year 2,323 such visits were made.

During the year 39 definite cases were transferred from other areas into the Borough and 69 moved out or were lost sight of. Eleven were written off the register as being cured.

**Mass Radiography.**—As part of a campaign for the early detection of symptomless tuberculosis arrangements were made by the Government for the use of miniature mass-radiography units. One such unit was allocated to the London County Council and commenced work during the year at St. Luke's Hospital, Chelsea.

A number of the large industrial undertakings in the Borough were invited to allow their employees to undergo examination by the unit, transport to and from Chelsea being provided by the Borough Council. The managements of a large number of the firms proved most co-operative and in all 2,444 men and women submitted themselves to examination.

The following particulars give the results of the examinations :—

Total examined.	Referred for large films.	Did not attend.	No abnormality.	Calcd. and other lesions N.F.A.	Referred to General Practitioners.		
					Probably T.B.	Probably Non-T.B.	Cardio. Vasc.
2,444	102	4	29	40	20	1	8

**Tuberculosis Allowances.**—The Government scheme for the payment of allowances to persons suffering from pulmonary tuberculosis who have to give up remunerative employment to undergo treatment came into force on 30th June, 1943.

The allowances cover payments to patients for their own maintenance and that of their dependants, discretionary allowances in certain cases towards meeting special liabilities and allowances of pocket money, &c., to persons with no dependants whilst undergoing treatment in an institution.

The assessments of the allowances to be paid are made by the London County Council, but all inquiries are made and administrative work carried out by the Dispensary staff. An Assessment Officer attends once weekly at the Dispensary to assess all new cases and to review old ones when any change in financial circumstances has occurred. Payments are made by the Borough Treasurer's Department. The machinery has worked well and the co-operation of all concerned has resulted in the smooth working of the scheme.

During the six months the scheme was in operation 129 cases were considered—113 patients were granted allowances and 16 cases were found to be ineligible. 99 maintenance allowances, 12 discretionary payments and 14 special payments were made. The total money paid to patients during the six months amounted to £1,935.

## FOOD SUPPLIES

### *Unsound Food.*

One seizure of unsound food was made during the year :—

1 lb. 6 ozs. of mushrooms.

A summons was issued and a penalty of £2 was imposed.

A quantity of unsound food was voluntarily surrendered during the year of which a large proportion was salvaged for use as animal and chicken food or recovery of fats for trade purposes other than for human consumption.

### **FOOD AND DRUGS ACT, 1938.**

800 samples of various food and drugs were submitted to the Public Analyst during the year by the Council's Sampling Officer for analysis; 2 were found to be inferior and 19 were adulterated. Legal proceedings were taken in respect of 7 of the adulterated samples, and penalties and costs amounting to £18 2s. 0d. were imposed.

### **PHOSPHATASE TEST.**

36 samples of milk sold under the special designation "Pasteurised" were submitted to the phosphatase test during the year. The results of these examinations showed that the pasteurising process had been properly carried out in each case.