

The eleventh annual report of the health, sanitary condition, etc., etc., of the District of Woolwich for the year 1899.

Contributors

Woolwich (London, England). Local Board of Health.
Smith, William R.

Publication/Creation

Woolwich : C. Mitchell Jackson, 1900.

Persistent URL

<https://wellcomecollection.org/works/jwfyvhkf>

License and attribution

You have permission to make copies of this work under a Creative Commons, Attribution, Non-commercial license.


Non-commercial use includes private study, academic research, teaching, and other activities that are not primarily intended for, or directed towards, commercial advantage or private monetary compensation. See the Legal Code for further information.

Image source should be attributed as specified in the full catalogue record. If no source is given the image should be attributed to Wellcome Collection.



Wellcome Collection
183 Euston Road
London NW1 2BE UK
T +44 (0)20 7611 8722
E library@wellcomecollection.org
<https://wellcomecollection.org>

W007




*Town Hall,
Woolwich.*

26 May 1900

With the Compliments of the

Medical Officer of Health.



THE
ELEVENTH ANNUAL REPORT

OF THE
HEALTH, SANITARY CONDITION, ETC., ETC.,

OF THE
DISTRICT OF WOOLWICH,

FOR THE YEAR 1899,

BY
WILLIAM R. SMITH, M.D., D.Sc., F.R.S.Ed.,

Barrister-at-Law,

Professor of Forensic Medicine, King's College, London,

MEDICAL OFFICER OF HEALTH.

at Woolwich :

C. MITCHELL JACKSON, 3 & 4, Cross Street, Green's End.

1900.

The Public Health Committee

OF THE

WOOLWICH LOCAL BOARD OF HEALTH,

1899.

C. DUGGAN, Esq., 3, Eleanor Road, Woolwich, *Chairman.*

DECIMUS MARSH, Esq., J.P., 70, Brewer Street, Woolwich,
Chairman of the Board.

The Principal Medical Officer of the Woolwich Military District.

Mr. J. ARNOLD, 50, Samuel Street, Woolwich.

Mr. S. BARNES, 1, Woolwich Common, Woolwich.

Mr. W. H. BARTHOLOMEW, 49, Artillery Place, Woolwich.

Major A. C. BOILEAU, R.A., Royal Artillery Institution, Woolwich.

Major H. BROWNRIGG, R.E., Royal Engineer Office, Mill Lane,
Woolwich.

Mr. G. J. CHAMPION, 22, Mulgrave Place, Woolwich.

Mr. A. W. CHAMPION, 35, Church Street, Woolwich.

Col. A. J. CLERY, R.A.M.C., Herbert Hospital, Shooters' Hill.

Mr. W. G. DOWN, 17, Frances Street, Woolwich.

Mr. A. FENN, 23a, Wood Street, Woolwich.

Mr. W. J. FRANCIS, 4 & 5, Green's End, Woolwich.

Mr. W. HARRIS, Elizabeth Street, North Woolwich.

Mr. GEORGE LAWRENCE, 12, Beresford Square, Woolwich.

Mr. JOHN J. MESSENT, 5, Thomas Street, Woolwich.

Mr. C. J. METTROP, 38, High Street, Woolwich.

Mr. G. W. MITCHELL, 21, Hare Street, Woolwich.

Mr. A. PENFOLD, L.C.C., 43, Woolwich Common, Woolwich.

Mr. FRED. WILSON, 23, Dicey Street, Woolwich.

Mr. W. WOODFORD, 15, Nightingale Place, Woolwich.



INDEX OF TABLES.

TABLE		PAGE
I.—Deaths Registered from all causes during the year 1899 in the Sanitary District of Woolwich, classified according to Diseases and Ages, including deaths of non-parishioners, also deaths of parishioners occurring in various Institutions outside the district	... 15—20	
II.—Comparative Analysis of the Mortality in all London and Woolwich during the year 1899...	21
III.—Comparative Analysis of Deaths of Infants under 1 year and persons over 60 years of age; also of deaths from various diseases in London and Woolwich during the year 1899	22
IV.—Table of Deaths during the year 1899 in the Sanitary District of Woolwich, classified according to diseases, distinguishing those under 5 years of age and those over 5 years	23
V.—Comparative Table of Deaths during the years 1897, 1898 and 1899, in the Sanitary District of Woolwich, classified according to diseases, distinguishing those under 5 years of age and those over 5 years	24
VI.—Mortality of Woolwich at different age-periods in each Registration Sub-District during the year 1899	25
VII.—Return of the number of deaths of persons belonging to Woolwich occurring in various Institutions, etc., during the year 1899	26
VIII.—Registered Deaths for each month in the Sanitary District of Woolwich during the year 1899	27

TABLE	PAGE
IX.—Comparative Analysis of the Vital and Mortal Statistics of Woolwich and 32 Provincial Towns during the year 1899	28
X.—Comparative Analysis of the Mortal Statistics of Woolwich and other Sanitary Districts of the Metropolis, during the year 1899... ..	29, 30
XI.—Summary of Inquests held 1899	31
XII.—Abstract from Mortuary Register for the year 1899 ...	32, 33
XIII.—Registered Births in 52 weeks of 1899 in the Sub-Districts	34
XIV.—Registered Marriages for each quarter during the years 1892 to 1899 in the Sanitary District of Woolwich...	35
XV.—Table of Population, Births, and of Infectious Disease cases notified to the Medical Officer of Health during the year in the Sanitary District of Woolwich, classified according to diseases, ages and sub-districts	36, 37
XVI.—Cases of Infectious Disease notified to the several Metropolitan Medical Officers of Health in the year ended 30th December, 1899	38
XVII.—Return of the number of articles disinfected after various infectious diseases during 1899	39
XVIII.—Total amount paid by the Board for Disinfectants during the years 1893 to 1899	40
XIX.—Return of persons admitted into the Temporary Shelter during the years 1894 to 1899	41
XX.—Return of cases of Sickness for the years 1894 to 1899 occurring in various Institutions of Woolwich...	42

TABLE	PAGE
XXI.—Return of the number of Houses Inspected, Notices served, etc., by the Sanitary Inspectors during the year 1899	43
XXII.—Result of the proceedings taken under the Public Health (London) Act during the year 1899 ...	44
XXIII.—Summary of Clerical Work performed in the Public Health Department during 1899	45
XXIV.—List of Common Lodging Houses in Woolwich under the license of the London County Council	46
XXV.—List of Slaughter Houses, Cowshed, licensed by the London County Council in the district of Woolwich	47
XXVI.—List of Bakehouses in the district in 1899	48
XXVII.—List of Houses registered under the Board's bye-laws made under the Public Health (London) Act, with respect to Houses let in Lodgings or occupied by members of more than one family	49
XXVIII.—Surveyor's Report upon the cost of Disposal of Refuse at the destructor, Dockyard Wharf ...	50
XXIX.—Number of Inhabited Houses, also number built, and number demolished during the years 1892 to 1899...	51
XXX.—Return of the number of Passengers and Vehicles that have passed over the Free Ferry during the past seven years	52
XXXI.—Summary of Articles purchased and submitted for analysis, with results of same for the year ended 31st December, 1899	53—57

INDEX OF CHARTS.



- 1.—Number of Deaths from all causes in the Dockyard and Arsenal Districts Registered Weekly during the year 1899, those occurring in Outlying Institutions included.
- 2.—Number of Deaths in the Dockyard (blue) and Arsenal (red) Districts Registered Weekly during the year 1899, those occurring in Outlying Institutions included.
- 3.—Number of Deaths from Respiratory (blue) and Zymotic (red) Diseases Registered Weekly during the year 1899.
- 4.—Number of Cases of Infectious Disease notified during the year 1899 (blue), and also the Deaths (Zymotic) from such diseases as are notified (red).
- 5.—Number of Births in the Dockyard (blue) and Arsenal (red) Districts Registered Weekly during the year 1899.



TOWN HALL,

WOOLWICH,

February 21st, 1900.

To

The Chairman and Members of the Woolwich Local Board of Health.

GENTLEMEN,

I have the honour to submit my report upon the Sanitary condition of Woolwich during the year 1899.


Mortality There have been 902 deaths during the year; of this
Statistics. number 384 occurred in the Dockyard Registration Sub-District, and 518 in the Arsenal Registration Sub-District.

The gross death-rate for the year, estimated upon a population of 41,542 is 21·7 per thousand.

Of these deaths, 240 took place in various medical institutions (Table VII.) outside the district; in the appended statistical table they have, however, been allotted to their proper registration sub-districts, and calculated as if taking place within the sanitary area of Woolwich. Thirty-one deaths, occurring within the district, were of persons not rightly belonging to Woolwich; if these be deducted from the total deaths, the correct number of deaths occurring in Woolwich during the twelve months ending the 31st December, 1899, will be obtained, viz., 871.

Death Rate. The net death-rate is, therefore, 21·0 per thousand.

The following table shows the net death-rate yearly, since the appointment of a Medical Officer of Health for the district on the 29th October, 1889 :—

1890	20'5
1891	21'6
1892	19'5
1893	19'7
1894	...		...	18'2
1895	17'4
1896	20'4
1897	17'3
1898	20'1
1899	21'0

The death-rate for 1899 is thus seen to be somewhat higher than that of the preceding year, being the highest since 1891.

I have appended Tables, Nos. IX. and X., which show the position taken by Woolwich in this respect as compared with other large towns and with the various Metropolitan Sanitary Districts.

Of the total deaths 312 were of children under 5 years, and 590 of persons above that age; of the 312 children, 211 were infants under one year of age. The infantile mortality is, therefore, 167 per 1,000 births :—

	Total Deaths.	Deaths under one year.	Deaths between the ages of one and five years.
1890	838	215	141
1891	885	222	117
1892	806	198	95
1893	828	210	105
1894	755	177	113
1895	748	209	82
1896	860	224	163
1897	720	210	87
1898	870	220	142
1899	902	211	101

In Table V. will be found a comparison of the deaths occurring in the Sanitary District of Woolwich during the years 1897, 1898 and 1899, distinguishing those under 5 years of age and those over 5 years of age.

Zymotic* Death Rate. The deaths from all causes during the year included 13 from Measles, 4 from Scarlet Fever, 47 from Diarrhoea, 21 from Diphtheria, 12 from Whooping Cough, 6 from Enteric or Typhoid Fever, 31 from Influenza, 2 from Erysipelas, and 4 from Puerperal Fever; in all 140 deaths from diseases classified by the Registrar General as Specific Febrile, or Zymotic. This is equivalent to a Zymotic death-rate of 3·4 per thousand.

This high rate is due to the increased mortality from Diarrhoea and Influenza, the fatal cases of which numbered respectively 47 and 31, as compared with 38 and 11 in 1898. The deaths from Diphtheria are also slightly in excess of those in 1898, when their number was 20. Deaths from Scarlet Fever, Whooping Cough, and Enteric or Typhoid Fever, have fallen from 5, 24 and 8, to 4, 12 and 6, respectively.

The Zymotic death-rate for the past ten years is as follows:—

1890	2·5
1891	2·8
1892	2·4
1893	2·6
1894	2·6
1895	1·8
1896	4·2
1897	2·7
1898	3·5
1899	3·4

Phthisis Mortality, &c. In Table I., Class IV., 141 deaths are recorded as arising from some form of tubercular disease, of which number 54 occurred in the Dockyard Registration Sub-District, and 87

*As in previous years, the deaths from Influenza, Erysipelas, and Puerperal Fever have been included under this heading. Deducting these deaths 31, 2, and 4 respectively the total number would be 103, and the Zymotic death-rate—from the Principal Zymotic diseases—2·44. See Tables IX and X.

in the Arsenal Registration Sub-District. The corresponding figures in 1898 were 61 and 57 respectively, so that the slight excess in the Dockyard Sub-District to which I referred in my last report, was in the year just passed converted into an excess in the Arsenal Sub-District, as in the year 1897, when the figures were 37 and 63.

The deaths registered during the past eight years as arising from Tubercular causes were as follows :—

1892	112
1893	121
1894	126
1895	119
1896	124
1897	100
1898	118
1899	141

By far the greater number of Deaths from Tubercular disease are due to Phthisis, as is shown by the following table :—

	DEATHS FROM PHTHISIS.				DEATHS FROM OTHER TUBERCULAR DISEASES.			
	1896.	1897.	1898.	1899.	1896.	1897.	1898.	1899.
Dockyard District...	37	32	45	43	16	5	16	11
Arsenal District ...	50	49	39	57	21	14	18	30
	—	—	—	—	—	—	—	—
Totals	87	81	84	100	37	19	34	41

Of the total Deaths from tubercular diseases during 1899, 31 were of children under 5 years of age, and 110 of persons at ages of 5 and upwards.

It will thus be seen that the total deaths both from Phthisis, and other Tubercular diseases for 1899 are the highest on record ; it should also be noted that of the 100 deaths from Phthisis, 39 took place in the Union Infirmary.

	PHTHISIS DEATH-RATE PER 1,000 LIVING.				PERCENTAGE OF TOTAL DEATHS ATTRIBUTED TO PHTHISIS.			
	1896.	1897.	1898.	1899.	1896.	1897.	1898.	1899.
Dockyard District...	1'9	1'6	2'3	2'2	9'4	10'0	11'7	11'2
Arsenal District ...	2'2	2'2	1'7	2'5	10'2	11'3	7'9	11'0
	---	---	---	---	---	---	---	---
Totals ...	2'1	1'9	2'0	2'4	9'9	10'8	9'6	11'1

I would mention that a leaflet containing information as to Tuberculosis, was printed and circulated amongst the inhabitants during March and April last.

I would again point out that the want of provision to prevent dampness in many of the older houses in the district tends to perpetuate conditions that are favourable to the spread of tubercular diseases.

Sex Mortality. Of the total deaths in the Dockyard Registration Sub-District, there were 205 males and 179 females; in the Arsenal Registration Sub-District 297 males and 221 females; or, in other words, of the 902 total deaths in the whole district 502 were of males and 400 of females; 100 deaths in the Dockyard Sub-District, and 112 in the Arsenal were of persons over 60 years of age.

Inquests and Suicides. There have been 86 Inquests during the year. There have been 6 Suicides as follows:—Hanging 2, Drowning 1, Cutting Throat 1, and Poisoning 2.

Mortuary. Seventy-seven bodies were received into the Mortuary, of which 50 were of persons resident in the district, 23 non-resident, and 4 unknown and unidentified. Eighteen were brought in by the Police, and 59 by undertakers, etc.

Births and
Birth-Rate.

The number of births registered during the year was
1,260.

		Male.		Female.		Total.
Dockyard District	...	283		248	...	531
Arsenal District	...	376		353	...	729
		<hr/>		<hr/>		<hr/>
		659		601		1260

Of these 15 were recorded as illegitimate, 10 in the Dockyard District and 5 in the Arsenal. The birth-rate, therefore, 30·3 per thousand, that for the Dockyard being 27·7 per thousand, and for the Arsenal 32·6.

For the past eight years the birth-rate has been as follows :—

1892	29·9
1893	31·3
1894	30·5
1895	30·9
1896	30·5
1897	31·5
1898	30·2
1899	30·3

Marriages.

There have been 512 marriages registered during the year; in the first quarter 99, in the second 135, in the third 144, and in the fourth 134.

Infectious
Disease.

During the year 373 cases of infectious disease have been notified as follows :—(This number not including 3 second notifications.)

	Dockyard Sub-District.	Arsenal Sub-District.	Total.
*Small-pox ...	—	1	1
Scarlet Fever ...	95	73	168
Typhus ...	—	—	—
Relapsing Fever ...	—	—	—
Diphtheria ...	47	95	142
Membranous Croup ...	1	—	1
Continued Fever ...	—	—	—
Typhoid or Enteric Fever	14	13	27
Cholera ...	—	—	—
Erysipelas ...	11	18	29
Puerperal Fever ...	3	2	5
Totals ...	171	202	373

Of these 373 cases 289 were removed to Hospital as follows :—

	Dockyard Sub-District.	Arsenal Sub-District.	Total.
*Small-pox ...	—	1	1
Scarlet Fever ...	81	64	145
Diphtheria ...	42	72	114
Membranous Croup ...	—	—	—
Typhoid or Enteric Fever	12	10	22
Erysipelas ...	—	4	4
Puerperal Fever ...	2	1	3
Totals ...	137	152	289

In other words, the following cases were treated at home :—

	Dockyard Sub-District.	Arsenal Sub-District.	Total.
Scarlet Fever ...	14	9	23
Diphtheria ...	5	23	28
Membranous Croup ...	1	0	1
Typhoid or Enteric Fever	2	3	5
Erysipelas ...	11	14	25
Puerperal Fever ...	1	1	2
Totals ...	34	50	84

*This case was subsequently returned from Hospital as not being Small-pox.

It is satisfactory to note the small number of cases of Scarlet Fever and Diphtheria treated at home, showing an appreciation on the part of the inhabitants of the advantages of hospital accommodation.

The total number of cases of notifiable Infectious Diseases during the year was the same as in 1898, but considerably less than in 1897. The following table will show the prevalence of the principal Zymotic diseases during the past seven years :—

	1893	1894	1895	1896	1897	1898	1899
*Small-pox ...	61	15	1	1	2	—	1
Scarlet Fever ...	259	215	187	144	225	204	168
Diphtheria ...	24	49	67	99	150	107	142
Typhoid or Enteric Fever	25	14	50	21	18	22	27
	<hr/>	<hr/>	<hr/>	<hr/>	<hr/>	<hr/>	<hr/>
Totals ...	369	293	305	265	395	333	338

Small-pox. One case notified in August, and promptly removed to Hospital, was returned the next day as not being Small-pox.

Scarlet Fever. The number of Scarlet Fever notifications for the year was, with the exception of 1896, the lowest for eight years. Forty-nine of the cases were children under 5 years of age. With the exception of 15 instances, patients, or other children in the house, were in attendance at school. The schools most affected were :—Mulgrave Place 30 cases ; Wood Street 29 ; St. Mary's (King Street) 21 ; Eglinton Road (Plumstead) 19 ; St. Michael's 17. North Woolwich (Elizabeth Street) had but 6 only ; Military Schools, numbered 15.

Diphtheria. The increase in the number of cases (being with the exception of 1897 in excess of previous years) is due to two outbreaks. One on the "Warspite" training ship in August ; and the other among children attending Elizabeth Street Board School, North Woolwich. Careful inquiries were made in both instances. To the first the attention

*In 1899 the diagnosis of Small-pox was disproved.

of the Medical Officer of Health to the Port Sanitary Authority (Dr. Collingridge) was drawn ; who was of opinion that the first case was imported into the ship, and gave rise to the outbreak. Under his direction the boys were sent home for a fortnight, and the ship thoroughly disinfected. No further cases have arisen.

With regard to the cases at Elizabeth Street School, the exact cause of the outbreak could not be traced. The children affected, with two or three exceptions, all lived in one particular area—one street having four cases. It was found on inquiry that the children were in many instances in the habit of playing together, and in some cases of visiting each other's houses. The large room of the Infants' Department, where most of the children were, was closed and thoroughly disinfected.

Enteric or
Typhoid Fever.

Twenty-seven notifications were received, being an increase in the number received yearly for the past four years. Some difficulty was experienced in the removal of these cases in September and October, owing to pressure in hospital accommodation, due to the outbreak in the East London district.

Cholera.

A supposed case of Cholera was reported from the Seaman's Hospital, Royal Albert Dock. The patient, who had lived for some time in a common lodging house at Woolwich, was found to have died from having eaten castor oil seeds.

Measles.

A slight outbreak occurred among children attending Maryon Park School. The Infants' department of the school was closed for a week after the Easter holidays. The majority of the children were living in Charlton parish.

On reference to the returns of the Metropolitan Asylums Board (see Table XVI.) we get the notifications of the principal infectious

diseases received by that Board for the corresponding seven years from the whole of London :—

	1893	1894	1895	1896	1897	1898	1899
Small-pox	2813	1192	979	225	105	32	29
Scarlet Fever	36901	10655	19757	25647	22876	16894	18112
Diphtheria	13026	18440	10772	13362	12811	11543	13365
Typhoid or Enteric Fever	3663	3360	3506	3190	3113	3024	4458

It will be seen that whilst there are more notifications from Scarlet Fever, Diphtheria and Enteric Fever than in 1898, Scarlet Fever is considerably less than in 1897, and Small-pox has decreased yearly.

The notification of Infectious Diseases still continues to work well and without friction.

Disinfection. During the year 375 houses and 5849 articles of clothing, bedding, etc., have been disinfected (Table XVII.)

Temporary Shelter. Eleven families, represented by 39 persons, were admitted during the year (Table XIX.)

Sickness Returns. I append a table giving the sickness returns from various sources during the year (Table XX.)

House to House Inspection. During the year the Inspectors have visited 5,009 houses, and made 3,811 re-inspections, these inspections necessitating the issuing of 1,900 notices.

Fifty-five streets were inspected house-to-house, the following being some of that number :—Albert Road, North Woolwich ; Beresford Street, Brookhill Road, Church Street, Gildersome Street, High Street, New Road, Prospect Row and Place, Rectory Grove, Ropeyard Rails, Warren Street, etc., etc.

In addition to these Inspections and Re-inspections, 256 houses were visited on complaint of drains being choked, etc.; 125 visited for the purpose of drains being tested; 330 where cases of Infectious disease had been notified as occurring; and 129 new houses as to proper water supply.

The following figures show the number of inspections (re-inspections not included) made during 1899, compared with the number made during the year previous to the appointment of a Clerk (1895) and also during the years 1896, (in the middle of which the appointment was made) 1897, 1898 and 1899.

Inspector Mackie.					Inspector Woolley.				
1895	1896	1897	1898	1899	1895	1896	1897	1898	1899
1688	2374	2890	2857	2571	1901	2108	2351*	2437*	2438*

Clerical Work.

The Clerical Work in connection with the department during 1899 was fully as heavy as in any preceding year. I append a detailed statement (Table XXIII.)

Common Lodging Houses.

There are 37 common lodging houses in the district. The control of these houses is under the London County Council. They continue to be well conducted, and the proprietors are willing to co-operate in every way with the Sanitary Officials.

Slaughter Houses.

There are 6 licensed slaughter-houses in the district. The regulations of the London County Council applying to them are generally observed. I would repeat the hope I expressed in my last Report that, in the interests both of the trade and the public, they will at no distant time all be done away with and replaced by a public Abattoir under the control of the Local Authority.

*Also 100 additional samples taken under the Food and Drugs Act.

Bakehouses. These have, during the year been systematically visited to secure compliance with the regulations. There are now 40 in the district. The structural defects in many of them are serious, but legal difficulties present a great obstacle in the way of attempting to abolish them.

Underground Rooms. With regard to underground rooms generally, due attention continues to be directed to them, and the regulations on the subject are strictly enforced.

Houses let in Lodgings. There are 66 houses registered under the Bye-laws (Table XXVII.) and inspections have been systematically made to ensure compliance with the regulations.

Rag and Bone Shops. These have been regularly visited, and have called for no special action on the part of the officials.

Cow-Sheds, Milk Shops, &c. There is only 1 licensed cow-shed in the district ; this, together with the milk shops, etc., has been subjected to constant supervision.

The Market. The market has been systematically visited both by night and day. As I have remarked on previous occasions, the meat exposed for sale is at times of somewhat inferior quality.

Dust Collection. The pail system continues to work most satisfactorily. The dust is removed weekly from every house in the district, and from some of the streets in the poorer parts of the town twice or thrice weekly.

The Destructor provided by the Board continues to work in a most satisfactory manner both by night and day.

I again append (Table XXVIII.) a financial statement prepared by Mr. H. O. Thomas, the Surveyor to the Board, relative to its use, which shows a still further saving financially than in the previous year.

Public Health (London), 1891, Act. Table XXII. is given, showing the result of the proceedings taken under this Act during the year.

Housing of the Working Classes Act. It has not been found necessary to take any action with regard to this measure during the present year.

The Baths continue to be extensively used, no less than 136,138 bathers having made use of them during the season. The greatest number of bathers in one day was 2,647. The popularity of both the Private and Swimming Baths amongst females continues to increase.

During the season 28 Schools attended the Baths for instruction in swimming. 22 Board Schools, and 6 National Schools, Private Schools, etc. The total number of children attending was 16,613. 1,828 persons also attended in connection with the Evening Continuation (male) Classes.

Sanitary and other Improvements. The following are the principal improvements to be recorded during the past year :—

1. The erection of a public urinal at Wellington Street. Application has been also made for a loan for the construction of an underground convenience for both sexes, at the Nile Street approach to the Woolwich Free Ferry.

2. The near completion of the new Mortuary and Disinfecting Shelter in Sun Street.

3. The erection of the Board's new Stables at Callis Alley Yard. The old site at Market Street will be utilised for the New Free Library.

4. The rebuilding of houses in the district is being continued, Hare Street, Powis Street, William Street, Brewer Street, etc., being practically re-built. Mention should also be made of a new block of model dwellings near the Lord Howick, Woolwich Road.

5. The completion of the pumping station and reservoirs, etc., and the construction of the main sewer in connection with North Woolwich Drainage, the whole scheme of which is now approaching completion.

I have, in conclusion, to acknowledge my indebtedness to the Committee for their continued support, and to the Sanitary Inspectors for their loyal co-operation, and the conscientious discharge of their respective duties. To Mr. J. A. Arnold, the Clerk of the Department, my thanks are especially due, for the very able manner in which he has discharged his duties.

I am, GENTLEMEN,

Your obedient Servant,

WILLIAM R. SMITH, M.D.,

Medical Officer of Health.



TABLE I.

Deaths Registered from all causes in the Year 1899, in the Sanitary District of Woolwich, including Deaths of Non-Parishioners, also Deaths of Parishioners occurring in various Public Institutions outside the District.

CAUSE OF DEATH.	AGES.											Totals under 5 years.	Totals 5 years and up- wards.	Grand Totals at all ages.	REGISTRATION SUB-DISTRICT.	
	Under 1 Year.	1 to 5	5 to 15	15 to 25	25 to 35	35 to 45	45 to 55	55 to 65	65 to 75	75 to 85	85 & up- wards.				Dock- yard.	Ar- senal.
(Classes.)																
I. Specific Febrile or Zymotic Diseases ...	44	48	8	7	6	5	4	9	5	6	..	92	50	142	70	72
II. Parasitic Diseases
III. Dietetic Diseases	1	1	1	1	2	3	...	3
IV. Constitutional Diseases.....	22	9	9	19	25	44	23	14	15	1	...	31	150	181	76	105
V. Developmental Diseases	28	12	22	5	28	39	67	33	34
VI. Local Diseases	80	42	12	17	27	52	48	62	62	29	2	122	311	433	177	256
VII. Deaths from Violence	4	2	1	6	5	7	6	4	2	1	...	6	32	38	10	28
VIII. Deaths from Ill-defined and Non- specified Causes.....	32	1	2	...	2	1	...	32	6	38	18	20
TOTALS.....	211	101	30	49	63	110	84	89	98	60	7	312	590	902	384	518

TABLE I.—Continued.

CAUSE OF DEATH.	AGES.											Totals under 5 years.	Totals 5 years and up- wards.	Grand Totals at all ages.	REGISTRATION SUB-DISTRICT.	
	Under 1 Year.	1 to 5	5 to 15	15 to 25	25 to 35	35 to 45	45 to 55	55 to 65	65 to 75	75 to 85	85 & up- wards.				Dock- yard.	Ar- senal.
I.—SPECIFIC FEBRILE OR ZYMOTIC DISEASES																
1.— <i>Miasmatic Diseases.</i>																
Small Pox																
{ Vaccinated	
{ Unvaccinated	
{ Not Stated	
Measles	5	8										13		13	4 9	
Scarlet Fever		2	1		1							2	2	4	2 2	
Typhus																
Whooping Cough	3	9										12		12	4 8	
Diphtheria	2	15	4									17	4	21	7 14	
Simple, Continued, or Ill-defined Fever																
Enteric or Typhoid Fever			2	3	1								6	6	4 2	
Influenza	1	3		2	2	4	3	7	4	5		4	27	31	16 15	
Other Miasmatic Diseases																
2.— <i>Diarrheal Diseases.</i>																
Simple Cholera																
Diarrhoea, Dysentery	31	10	1			1	1	1	1	1		41	6	47	28 19	
3.— <i>Malarial Diseases.</i>																
Remittent Fever																
Ague																
4.— <i>Zoogenous Diseases.</i>																
Cow Pox and Effects of Vaccination																
Other Diseases (<i>e.g.</i> , Hydrophobia, Glanders, Splenic Fever)																
5.— <i>Venereal Diseases.</i>																
Syphilis	1											1		1	1	
Gonorrhœa, Stricture of the Urethra																
6.— <i>Septic Diseases.</i>																
Erysipelas	1							1				1	1	2		
Pyæmia and Septicæmia		1										1		1	1	
Puerperal Fever				2	2								4	4	3 1	

TABLE I.—Continued.

CAUSE OF DEATH.	AGES.											Totals under 5 years.	Totals 5 years & upwards.	Grand Totals at all ages.	REGISTRATION SUB-DISTRICT.	
	Under 1 Year.	1 to 5	5 to 15	15 to 25	25 to 35	35 to 45	45 to 55	55 to 65	65 to 75	75 to 85	85 & upwards.				Dock-yard.	Ar-senal.
II.—PARASITIC DISEASES.																
Thrush and other Vegetable Parasitic Diseases
Worms, Hydatids and other Animal Parasitic Diseases
III.—DIETETIC DISEASES.																
Want of Breast Milk—Starvation	1	1	...	1	...	1
Scurvy.....
Chronic Alcoholism	1	1	1	...	1
Delirium Tremens.....	1	1	1	...	1
IV.—CONSTITUTIONAL DISEASES.																
Rheumatic Fever, Rheumatism of Heart	1	2	...	3	6	6	3	3
Rheumatism
Gout
Rickets
Cancer, Malignant Diseases.....	2	2	8	6	13	1	32	32	19	13
Tabes Mesenterica.....	8	2	...	2	10	2	12	2	10
Tubercular Meningitis, Hydrocephalus	6	1	3	1	7	4	11	3	8
Phthisis	2	2	1	12	25	35	13	8	2	4	96	100	43	57
Other forms of Tuberculosis, Scrofula	6	4	2	2	...	3	1	10	8	18	6	12
Purpura, Hæmorrhagic Diathesis
Anæmia, Chlorosis, Leucocythæmia
Glycosuria, Diabetes Mellitus	1	1	2	2	...	2
Other Constitutional Diseases
V.—DEVELOPMENTAL DISEASES.																
Premature Birth.....	24	24	...	24	12	12
Atelectasis	2	2	...	2	...	2
Congenital Malformation	2	2	...	2	...	2
Old Age	12	22	5	...	39	39	21	18

TABLE I.—Continued.

CAUSE OF DEATH.	AGES.											Totals under 5 years.	Totals 5 years and up- wards.	Grand Totals at all ages.	REGISTRATION SUB-DISTRICT.	
	Under 1 Year.	1 to 5	5 to 15	15 to 25	25 to 35	35 to 45	45 to 55	55 to 65	65 to 75	75 to 85	85 & up- wards.				Dock- yard.	Ar- senal.
VI.—LOCAL DISEASES.																
1.—Diseases of the Nervous System.																
Inflammation of Brain or Membranes	3	3	...	5	1	6	6	12	6	6
Apoplexy, Softening of Brain, Hemiplegia, Brain Paralysis	5	5	5	6	6	27	27	10	17
Insanity, General Paralysis of the Insane	2	2	2	2	...
Epilepsy	2	1	...	1	2	1	2	5	7	5	2
Convulsions	17	7	24	...	24	12	12
Laryngismus Stridulus (Spasm of Glottis)	1	1	...	1	...	1
Disease of Spinal Cord, Paraplegia, Paralysis Agitans	1	...	2	1	1	1	3	9	9	5	4
Other Diseases of the Nervous System	1	...	2	...	2	3	2	10	10	5	5
2.—Diseases of Organs of Special Sense.																
(e.g., of Ear, Eye, Nose)
3.—Diseases of Circulatory System.																
Pericarditis	1	1	1	...	1
Acute Endocarditis
Valvular Disease of the Heart	1	2	3	3	2	3	2	16	16	8	8
Other Diseases of the Heart	1	1	2	2	5	4	11	14	2	...	1	41	42	20	22
Aneurism	1	3	2	6	6	3	3
Embolism, Thrombosis	1	...	1	1	1	...
Other Diseases of Blood Vessels
4.—Diseases of Respiratory System.																
Laryngitis	1	1	...	1	1	...
Croup	1	1	...	1	1	...
Emphysema, Asthma	1	1	1	1	...
Bronchitis	22	9	...	1	2	1	8	17	16	16	1	31	62	93	36	57
Pneumonia	16	12	4	1	4	15	5	8	7	2	...	28	46	74	31	43
Pleurisy
Other Diseases of the Respiratory System	1	1	...	1	2	...	3	1	2	7	9	3	6

TABLE I.—Continued.

CAUSE OF DEATH.	AGES.											Totals under 5 years.	Totals 5 years & upwards.	Grand Totals at all ages.	REGISTRATION SUB-DISTRICT.	
	Under 1 Year.	1 to 5	5 to 15	15 to 25	25 to 35	35 to 45	45 to 55	55 to 65	65 to 75	75 to 85	85 & up- wards.				Dock- yard.	Ar- senal.
VI.—LOCAL DISEASES (contd.)																
5.—Diseases of Digestive System.																
Dentition
Sore Throat, Quinsy
Diseases of Stomach	2	1	1	2	2	4	1	3
Enteritis	17	3	1	2	...	3	1	...	20	7	27	8	19
Obstructive Diseases of Intestines	2	2	1	3	2	6	8	3	5
Peritonitis	1	2	...	1	...	1	2	7	7	3	4
Ascites
Cirrhosis of Liver	2	1	5	1	1	10	10	3	7
Jaundice and other Diseases of Liver	1	...	1	1	1	2	3	1	2
Other Diseases of Digestive System	3	...	1	4	4	...	4
6.—Diseases of Lymphatic System.																
(e.g., of Lymphatic Vessels, Glands and Spleen)
7.—Diseases of Gland-like Organs of uncertain use																
(e.g., Bronchocele, Addison's Disease)
8.—Diseases of the Urinary System.																
Nephritis
Bright's Disease, Albuminuria	1	1	4	6	4	4	3	2	25	25	7	18
Disease of Bladder or of Prostate	1	...	1	2	2	...	2
Other Diseases of Urinary System	1	1	1	...	1
9.—Diseases of the Reproductive System.																
A. of Organs of Generation.																
Male Organs
Female Organs
B. of Parturition.																
Abortion, Miscarriage
Puerperal Convulsions
Placenta Previa, Flooding	1	1	1	...	1
Other Accidents in Childbirth	1	1	1	1	...
10.—Diseases of Bones and Joints.																
Caries, Necrosis	1	1	1	...	1
Arthritis, Osteitis, Periostitis	1	1	2	2	...	2
Other Diseases of Bones and Joints
11.—Diseases of the Integumentary System.																
Carbuncle, Phlegmon
Other Diseases of Integumentary System

TABLE I.—Continued.

CAUSE OF DEATH.	AGES.											Total under 5 Years.	Totals 5 years and up- wards.	Grand Totals at all ages.	REGISTRATION SUB-DISTRICT.	
	Under 1 Year.	1 to 5	5 to 15	15 to 25	25 to 35	35 to 45	45 to 55	55 to 65	65 to 75	75 to 85	85 & up- wards.				Deck- yard.	Ar- senal.
VII.—DEATHS FROM VIOLENCE.																
1.— <i>Accident or Neglect.</i>																
Fractures and Contusions.....	2	1	3	3	2	1
Gunshot Wounds.....
Cut, Stab.....
Burn, Scald.....	1	1	1	...	1
Poison.....	1	1	1	1	...
Drowning.....	3	1	3	1	8	8	2	6
Suffocation.....	4	2	1	6	1	7	...	7
Otherwise.....	1	1	3	2	2	2	...	1	12	12	2	10
2.— <i>Homicide.</i>																
Manslaughter.....
Murder.....
3.— <i>Suicide.</i>																
Gunshot Wounds.....
Cut, Stab.....	1	1	1	1	...
Poison.....	1	1	1	...	1
Drowning.....	1	1	1	1	...
Hanging.....	1	1	2	2	...	2
Otherwise.....	1	1	1	1	...
4.— <i>Execution.</i>																
Hanging.....
VIII.—DEATHS FROM ILL-DEFINED BUT NON-SPECIFIED CAUSES.																
Dropsy.....
Debility, Atrophy, Inanition.....	30	30	...	30	15	15
Mortification.....	1	1	2	2	...	2
Tumour.....	1	1	...	1	...	1
Abscess.....
Hæmorrhage.....
Sudden Death (cause not ascertained).....	1	1	1	1	...
Causes not Specified or Ill-defined.....	1	1	2	1	3	4	2	2
GRAND TOTALS FOR WOOLWICH.....	211	101	30	49	63	110	84	89	98	60	7	312	590	902	384	518

TABLE II.

Comparative Analysis of the Mortality in all London and Woolwich during the year 1899.

LOCALITY.	Estimated Population to middle of 1899.	Births.	Deaths.	Birth-rate per 1000 living, from all causes.	Death-rate per 1000 living from all causes.	Death-rate per 1000 * living, from Zymotic Diseases.	Death-rate per 1000 living, from Phthisis.	Percentage of Deaths under 1 year to Births Registered.	Percentage of Deaths to Total Deaths.						
									Under 1 year of age.	At 60 years of age and upwards.	From Zymotic Diseases *	From Phthisis.	From Violence.	Coroner's Inquests.	At Public Institutions.
London	4546752	133120	89,689	29.4	19.8	2.9	1.8	16.6	24.8	25.9	14.5	9.5	4.2	9.2	29.9
Woolwich Dockyard	19,153	531	384	27.7	20.0	3.5	2.2	16.6	22.8	26.0	18.2	11.2	2.6	7.3	25.3
Woolwich Arsenal (including North Woolwich)	22,389	729	518	32.6	23.1	3.2	2.5	16.9	23.7	21.6	13.9	11.0	5.4	11.2	27.6
Totals for Dockyard and Arsenal	41,542	1260	902	30.3	21.7	3.4	2.4	16.7	23.4	23.5	15.8	11.1	4.2	9.5	26.6

Deducting 31 deaths of non-residents makes the net death-rate 21.0.

* Including Influenza.

TABLE III.

Comparative Analysis of Deaths of Infants under 1 year and persons over 60 years of age; also of Deaths from the undermentioned Diseases in London and Woolwich, during the year 1899.

DISTRICT.	Estimated Population middle of 1899.	Births.	Deaths.	The Deaths Registered include														Remarks.
				Deaths of		Deaths from										Inquest Cases.	Deaths in Public Institutions.	
				Infants under 1 year of age.	Persons aged 60 years and upwards.	Small Pox.	Diphtheria.	Typhus.	Scarlatina.	Enteric or Typhoid Fever.	Measles.	Diarrhoea and Dysentery.	Whooping Cough.	Continued Fever.	Violence.			
London	4546752	133120	89689	22289	23224	3	1964	2	398	758	2143	4196	1720	1	3765	8293	26798	
Woolwich Dockyard	19153	531	384	88	100	...	7	...	2	4	4	28	4	...	10	28	97	
Woolwich Arsenal...	22389	729	518	123	112	...	14	...	2	2	9	19	8	...	28	58	143	
Totals for Dockyard and Arsenal	41542	1260	902	211	212	...	21	...	4	6	13	47	12	...	38	86	240	

TABLE IV.

Table of Deaths during the year 1899, in the Sanitary District of Woolwich, classified according to Diseases, distinguishing those under 5 years of age, and those over 5 years of age.

DISTRICT.	AGE.	Mortality from subjoined causes distinguishing Deaths of Children under 5 years.																				REMARKS.			
		Small Pox.	Influenza.	Measles.	Scarlatina.	Diphtheria.	Croup (non-Spasmodic).	Whooping Cough.	Continued Fevers.			Diarrhoea and Dysentery.	Cholera.	Rheumatic Fever.	Erysipelas.	Pyæmia.	Puerperal Fever.	Ague.	Phthisis.	Bronchitis, Pneumonia & Pleurisy.	Heart Disease.		Injuries, &c.	All other Diseases.	Totals.
									Typhus.	Enteric or Typhoid.	Ill-Defined.														
Woolwich Dockyard	Under 5	...	1	4	...	6	...	4	26	1	1	29	57	129	
	Over 5	...	15	...	2	1	4	...	2	...	3	...	3	...	43	38	28	10	106	255		
Woolwich Arsenal.....	Under 5	...	3	9	2	11	...	8	15	4	30	1	6	94	183			
	Over 5	...	12	3	2	...	4	...	3	1	...	1	53	70	29	22	135	335		
Totals	Under 5	...	4	13	2	17	...	12	41	1	1	...	4	59	1	6	151	312		
	Over 5	...	27	...	2	4	6	...	6	...	6	1	...	4	96	108	57	32	241	590		
Deaths occurring outside the District among persons belonging thereto ...	Under 5	2	13	1	2	1	...	7	26			
	Over 5	...	7	...	2	2	3	...	1	2	...	45	22	11	11	108	214			
Deaths occurring within the District among persons not belonging thereto ...	Under 5	2	2			
	Over 5	1	...	6	2	...	14	6	29			

TABLE V.

Comparative Table of Deaths during the years 1897, 1898 and 1899, in the Sanitary District of Woolwich, classified according to Diseases, distinguishing those under 5 years, and those over 5 years of age.

DISTRICT.	Year.	Age.	Mortality from subjoined causes, distinguishing Deaths of Children under 5 years of age.																				Remarks.			
			Small Pox.	Influenza.	Measles.	Scarlatina.	Diphtheria.	Croup (non-spasmodic).	Whooping Cough.	Continued Fevers.			Diarrhoea and Dysentery.	Cholera.	Rheumatic Fever.	Erysipelas.	Pyæmia.	Puerperal Fever.	Ague.	Phthisis.	Bronchitis, Pneumonia & Pleurisy.	Heart Disease.		Injuries, &c.	All other Diseases.	Totals.
										Typhus.	Enteric or Typhoid.	Ill-defined.														
Woolwich Dockyard	1897	Under 5	1	1	7	...	2	13	3	23	70	120	
	1898	5 upwds.	...	4	...	3	7	1	...	3	...	2	1	1	29	30	21	7	88	197	
		Under 5	29	2	1	...	11	17	1	28	...	5	77	171	
Woolwich Arsenal	1898	5 upwds.	...	2	3	1	4	...	1	...	3	...	2	1	1	44	23	16	16	94	211	
	1899	Under 5	...	1	4	...	6	...	4	26	1	1	29	57	129	
		5 upwds.	...	15	...	2	1	4	...	2	...	3	3	...	43	38	28	10	106	255	
Totals.....	1897	Under 5	...	1	...	3	15	...	6	29	1	1	34	...	1	86	177	
	1898	5 upwds.	...	6	...	1	5	2	...	2	1	48	34	40	21	94	254	
		Under 5	...	3	20	1	7	...	12	18	1	31	...	5	93	191	
Deaths occurring outside the District amongst persons belonging thereto.....	1898	5 upwds.	...	6	1	1	8	5	...	1	...	2	1	...	1	1	38	39	35	25	133	297	
	1899	Under 5	...	3	9	2	11	...	8	15	4	30	1	6	94	183		
		5 upwds.	...	12	3	2	...	4	...	3	1	...	1	...	53	70	29	22	135	335	
Deaths occurring within the District amongst persons not belonging thereto.....	1897	Under 5	...	1	1	4	22	...	8	42	1	4	57	...	1	156	297	
	1898	5 upwds.	...	10	...	4	12	3	...	5	...	2	2	1	77	64	61	28	182	451	
		Under 5	...	3	49	3	8	...	23	35	2	59	...	10	170	362	
Deaths occurring within the District amongst persons not belonging thereto.....	1898	5 upwds.	...	8	4	2	12	...	1	...	8	...	3	...	2	1	...	2	2	82	62	51	41	227	508	
	1899	Under 5	...	4	13	2	17	...	12	41	1	1	4	59	1	6	151	312	
		5 upwds.	...	27	...	2	4	6	...	6	1	...	4	...	96	108	57	32	241	590	
Deaths occurring outside the District amongst persons belonging thereto.....	1897	Under 5	2	10	...	1	1	1	1	...	1	4	21	
	1898	5 upwds.	...	4	...	3	5	2	...	3	1	1	26	16	16	7	72	156	
		Under 5	3	3	5	4	2	3	20	
Deaths occurring within the District amongst persons not belonging thereto.....	1898	5 upwds.	...	1	...	2	10	6	...	2	...	1	24	24	12	19	101	201		
	1899	Under 5	2	13	1	2	1	...	7	26		
		5 upwds.	...	7	...	2	2	3	...	1	2	...	45	22	11	11	108	214	
Deaths occurring within the District amongst persons not belonging thereto.....	1897	Under 5	...	1	1	1	3		
	1898	5 upwds.	2	...	3	11	9	25	
		Under 5	1	1	1	3	
Deaths occurring within the District amongst persons not belonging thereto.....	1898	5 upwds.	1	...	3	2	4	14	8	32	
	1899	Under 5	2	2		
		5 upwds.	1	...	6	2	...	14	6	29	

TABLE VI.

Table Showing the Mortality of Woolwich at the undermentioned ages, during the year 1899.

DISTRICT.	Population of all ages.		Registered Births.	Mortality from all causes at subjoined ages.							REMARKS.
	Census, March, 1896.	Estimated to middle of 1899.		At all Ages.	Under 1 year.	1 and under 5	5 and under 15	15 and under 25	25 and under 60	60 and upwards.	
Woolwich Dockyard.....	19,355	19,153	531	384	88	41	13	19	120	100	
Woolwich Arsenal.....	21,959	22,389	729	518	123	60	17	30	179	112	
Totals.....	41,314	41,542	1,260	902	211	101	30	49	299	212	
Deaths occurring outside the District among persons belonging thereto				240	9	19	13	21	110	68	
Deaths occurring within the District among persons not belonging thereto				31	1	2	...	5	22	1	

TABLE VII.

*Return of the number of Deaths of Persons belonging to Woolwich,
occurring in various Institutions, etc., during the year 1899.*

NAMES OF INSTITUTIONS, ETC.	Number of Deaths.			Remarks.
	M.	F.	Totals.	
St. Peter's Home, Kennington	2	...	2	
Freidenheim	1	...	1	
Brook Fever Hospital	11	10	21	
Brompton Hospital	5	1	6	
Cheyne Hospital	1	...	1	
City of London Hospital	2	1	3	
Children's Hospital, Great Ormond Street ...	1	...	1	
Children's Hospital, Shadwell.....	...	1	1	
Guy's Hospital	3	4	7	
Herbert Hospital	20	...	20	
Kidbrook Cottage Hospital.....	1	...	1	
King's College Hospital ...	1	...	1	
London Hospital	5	2	7	
Miller Hospital	1	1	
Park Fever Hospital.....	...	2	2	
Seamen's Hospital.....	1	...	1	
St. Thomas's Hospital.....	1	...	1	
Banstead Asylum	3	...	3	
Cane Hill Asylum.....	...	1	1	
Caterham Asylum	1	1	2	
Darenth Asylum	1	...	1	
Dartford Asylum	2	2	
Ilford Asylum	1	1	2	
Licensed Victuallers' Asylum	1	...	1	
Manor Asylum	1	1	
Woolwich Union Infirmary	95	53	148	
St. Olaves' Infirmary	1	..	1	
Greenwich Infirmary.....	...	1	1	
Totals.....	158	82	240	

TABLE VIII.

*Registered Deaths for each Month in the Sanitary District of Woolwich,
during the year 1899.*

MONTH.	Woolwich Dockyard Sub-District.			Woolwich Arsenal Sub-District.			Totals.		Grand Totals of Dockyard and Arsenal.
	M.	F.	Totals.	M.	F.	Totals.	M.	F.	
January	11	18	29	30	7	37	41	25	66
February	18	19	37	31	14	45	49	33	82
March	14	17	31	16	22	38	30	39	69
April	23	10	33	16	21	37	39	31	70
May	13	9	22	26	21	47	39	30	69
June	13	13	26	20	12	32	33	25	58
July	10	9	19	15	13	28	25	22	47
August	27	17	44	36	25	61	63	42	105
September ...	16	14	30	24	17	41	40	31	71
October	14	14	28	26	13	39	40	27	67
November ...	23	13	36	19	21	40	42	34	76
December ...	23	26	49	38	35	73	61	61	122
Totals	205	179	384	297	221	518	502	400	902

TABLE IX.
Analysis of the Vital and Mortal Statistics in Woolwich and 32 Provincial Towns during the Year 1899.

TOWNS.	Estimated Popula- tion middle of 1899.	Births.	Deaths.	Annual Rate per 1000 Living.			Deaths from Principal Zymotic Diseases.*	Small-pox.	Measles.	Scarlet Fever.	Diphtheria.	Whooping Cough.	Enteric and Typhoid Fever.	Diarrhoea.	Deaths of Children under one year of age to 1000 Births.	Rate per cent. of Uncertified Deaths.
				Births.	Deaths.	Principal Zymotic Diseases.*										
WOOLWICH	41542	1260	902	30'3	21'0	2'44	103	...	13	4	21	12	6	47	167	3'2
West Ham	300241	8891	5004	29'7	16'7	3'50	1049	...	204	19	183	101	77	465	197	1'0
Croydon	127759	3204	1916	25'1	15'0	1'56	200	...	18	3	17	40	9	113	154	...
Brighton	123226	3058	2329	24'9	19'0	2'50	307	...	1	10	61	19	24	192	173	0'4
Portsmouth	190741	4980	3747	26'2	19'7	3'51	665	...	52	21	121	62	76	333	197	0'9
Plymouth	100637	2992	2180	29'8	21'7	1'93	193	...	11	3	20	51	7	101	190	0'3
Bristol	320911	9345	5840	20'2	18'2	1'86	595	...	41	13	33	119	34	355	158	0'6
Cardiff	185826	5309	2857	28'6	15'4	2'06	382	...	11	3	61	119	19	169	184	0'7
Swansea	103722	2870	1877	27'7	18'1	2'67	276	...	15	11	141	28	8	73	166	1'3
Wolverhampton	88821	3123	1932	35'3	21'8	2'56	227	...	2	6	17	22	46	134	184	0'5
Birmingham	514956	17609	10704	34'3	20'8	2'96	1522	...	197	30	147	166	125	857	191	2'1
Norwich	113266	3290	1953	29'1	17'3	2'40	271	...	5	18	40	46	20	142	179	0'9
Leicester	213851	6273	3777	29'4	17'7	3'31	706	...	28	43	227	89	29	290	195	2'2
Nottingham	239384	6910	4772	28'9	20'0	3'33	797	...	138	56	32	56	115	400	210	1'0
Derby	106401	2984	1796	28'1	16'9	1'65	174	...	23	25	8	9	15	94	162	...
Birkenhead	115162	3437	2201	29'9	19'2	2'65	304	...	51	7	24	88	49	85	186	0'7
Liverpool	634212	22490	16686	35'6	26'4	3'77	2383	1	319	162	212	307	199	1183	198	0'8
Bolton	162221	4838	3218	29'9	19'9	3'18	511	...	98	35	14	43	56	265	181	0'4
Manchester	543902	17692	13347	32'6	24'6	3'92	2130	...	703	45	83	227	77	995	206	0'8
Salford	218244	7378	5181	33'9	23'8	4'32	940	...	211	49	75	99	77	429	209	0'7
Oldham	150772	3732	3078	24'8	20'5	2'16	323	...	48	46	24	54	19	132	198	0'2
Burnley	113081	2848	2214	25'3	19'6	4'35	491	...	88	76	26	74	25	202	269	1'5
Blackburn	135154	3643	2579	27'0	19'1	2'67	360	...	42	23	72	52	41	130	189	3'5
Preston	117622	3526	2679	30'1	22'8	3'93	462	...	44	11	39	59	39	270	255	3'1
Huddersfield	103464	2374	1671	23'0	16'2	1'79	185	...	11	6	5	57	21	85	152	2'0
Halifax	97721	2248	1779	23'1	18'3	1'50	146	...	13	26	15	22	24	46	159	3'7
Bradford	236241	5506	4344	23'4	18'4	2'33	540	...	76	106	27	65	46	229	181	0'9
Leeds	423889	12937	8090	30'6	19'1	2'79	1178	...	157	64	328	161	71	397	171	2'6
Sheffield	361169	12446	7980	34'6	22'2	4'39	1583	...	220	91	460	57	85	570	194	2'9
Hull	234270	8003	4508	34'3	19'3	3'66	856	141	120	39	29	144	142	341	175	2'1
Sunderland	145613	5184	3119	35'7	21'5	2'50	362	...	40	36	9	56	55	166	175	1'8
Gateshead	106552	3890	1997	36'6	18'8	2'09	222	...	21	93	8	46	15	119	177	0'7
Newcastle-on-Tyne ..	228625	7164	4687	31'4	20'6	1'82	413	...	80	26	29	87	23	170	193	0'9

* See footnote page 3.

TABLE X.

Analysis of Mortality Statistics in Woolwich and other Sanitary Districts of the Metropolis during the year 1899.

SANITARY AREAS.	Estimated population in the middle of 1899.	Annual rate per 1000 persons living of Infectious Diseases Notified.	Deaths from Principal Zymotic Diseases.*										Deaths from all causes.	Death-rate per 1000 living.	Deaths of Infants under one year to 1000 births.
			Small-pox.	Measles.	Scarlet Fever.	Diphtheria.	Whooping-cough.	Typhus Fever.	Enteric Fever.	Other continued Fever.	Diarrhoea.	Total.			
WOOLWICH	41542	8.6	...	13	4	21	12	...	6	...	47	103	2.44	902	21.0
<i>West Districts.</i>															
Paddington.....	128794	6.6	...	6	5	29	43	...	9	..	106	198	1.55	2065	16.1
Kensington.....	172899	6.1	...	24	10	43	61	...	24	...	101	263	1.53	3054	17.7
Hammersmith	108785	8.0	...	22	13	25	46	...	23	...	101	230	2.11	2058	19.0
Fulham	130720	12.9	...	68	33	59	54	...	25	1	183	423	3.23	2507	19.2
Chelsea	96721	7.1	...	18	8	26	71	...	18	...	64	205	2.13	1893	19.6
St. George Hanover Square...	80876	5.1	...	17	7	12	14	...	9	...	29	88	1.09	1142	14.2
Westminster	52117	7.7	...	17	5	10	5	...	9	...	39	85	1.64	1159	22.3
St. James Westminster.....	21827	6.5	...	3	1	3	6	...	3	...	8	24	1.12	389	17.9
<i>North Districts.</i>															
Marylebone	140139	6.6	1	24	15	36	34	...	26	...	100	236	1.70	2596	18.6
Hampstead.....	80252	6.3	...	22	6	15	11	...	4	...	35	93	1.16	926	11.6
St. Pancras.....	244548	8.2	...	102	25	111	142	...	42	...	231	653	2.69	4948	20.3
Islington	348385	8.5	...	164	34	126	170	...	48	...	256	798	2.30	6299	18.1
Stoke Newington	35187	7.6	...	10	3	6	4	...	5	...	19	47	1.33	446	12.7
Hackney	222571	10.3	...	110	16	86	48	...	35	...	194	422	2.22	3753	16.9
<i>Central Districts.</i>															
St. Giles	37196	5.0	...	16	...	5	1	...	4	...	26	52	1.40	739	19.9
St. Martin-in-the-Fields	12142	5.4	...	5	...	1	1	...	6	13	1.07	189	15.6
Strand	23016	5.3	...	5	1	7	17	30	1.30	521	22.7
Holborn	29621	8.9	...	11	3	6	13	...	7	...	26	66	2.23	737	24.9
Clerkenwell	66068	10.5	...	36	13	28	30	...	23	...	70	200	3.04	1492	22.6
St. Luke.....	40868	9.0	...	26	8	10	14	...	6	...	59	123	3.03	1159	28.4
City of London	27686	8.6	...	4	1	7	5	...	12	...	9	38	1.36	599	21.5

*See footnote page 3.

TABLE X—Continued.

Analysis of Mortality Statistics in Woolwich and other Sanitary Districts of the Metropolis during the year 1899.

SANITARY AREAS.	Estimated Population in the middle of 1899.	Annual rate per 1000 persons living of Infectious Diseases Notified.	Deaths from Principal Zymotic Diseases.*										Deaths from all causes.	Death-rate per 1000 living.	Deaths of Infants under one year to 1000 births.	
			Small-pox.	Measles.	Scarlet Fever.	Diphtheria.	Whooping-cough.	Typhus Fever.	Enteric Fever.	Other continued Fever.	Diarrhoea.	Total.				Annual rate per 1000 persons living.
<i>East Districts.</i>																
Shoreditch	121071	9·3	...	90	13	65	47	...	25	...	198	438	3·64	2875	23·8	204
Bethnal Green	128938	10·3	...	98	9	59	45	...	38	...	156	405	3·15	2936	22·8	174
Whitechapel	81391	8·4	1	58	2	27	24	...	15	...	46	173	2·12	1714	21·1	147
St. George-in-the-East	48560	7·4	...	58	3	12	25	...	9	...	59	166	3·44	1312	27·1	200
Limehouse	58807	8·9	...	62	1	34	31	...	22	...	71	221	3·78	1500	25·6	246
Mile End Old Town.....	113161	8·5	...	52	5	65	48	...	26	...	111	307	2·72	2406	21·3	158
Poplar	170606	8·1	...	104	10	77	106	...	38	...	247	582	3·41	3762	22·1	176
<i>South Districts.</i>																
St. Saviour Southwark.....	24207	10·8	...	21	2	17	10	...	1	...	34	85	3·51	607	25·1	203
St. George Southwark	60536	13·6	...	63	6	63	32	...	8	...	102	274	4·53	1673	27·7	205
Newington	124166	12·5	...	87	13	104	104	...	23	...	124	455	3·67	2969	24·0	191
St. Olave Southwark	11098	10·0	...	10	2	9	2	...	6	29	2·61	276	24·9	147
Bermondsey	85835	13·4	...	68	10	88	29	1	18	...	82	296	3·46	2063	24·1	187
Rotherhithe	41050	13·6	...	14	11	32	14	1	11	...	32	115	2·80	865	21·1	170
Lambeth.....	308108	8·9	...	170	25	158	130	...	50	...	286	819	2·65	5894	19·2	158
Battersea.....	174996	9·8	...	105	14	62	52	...	38	...	116	387	2·22	2910	16·7	162
Wandsworth	209655	9·1	...	59	9	68	65	...	18	...	176	395	1·89	3203	15·3	153
Camberwell	264817	10·8	...	130	19	160	86	...	33	...	239	667	2·52	4602	17·4	158
Greenwich	182513	12·9	...	127	17	73	53	...	30	...	202	503	2·76	3415	18·8	167
Lewisham (excluding Penge)	91027	13·4	1	14	6	68	12	...	11	...	91	203	2·23	1478	16·3	143
Lee	40219	9·5	...	25	4	14	9	...	4	...	27	83	2·06	606	15·1	141
Plumstead	64031	15·4	...	3	6	16	10	51	86	1·35	914	14·3	124
Port of London

See footnote page 3.

TABLE XI.

INQUESTS 1899.

During the year 115 cases were submitted to the Coroner who, in 29 instances, decided that no further inquiries were necessary ; but in the other 86 cases, held Inquests with the following results :—

I.—NATURAL CAUSES	49
II.—ACCIDENTAL CAUSES :				
Burns	1	
Choked in eating	1	
Drowning	3	
Exposure	1	
Falls, &c.	3	
Fracture of skull	1	
Improper feeding	1	
Injuries caused				
by fall of chimney stack	1	
by fall of chain, skip, &c.	2	
to spinal column in diving	1	
to left eye by stick	1	
Misadventure	1	
Run over	3	
Suffocation	6	
			—	26
III.—HOMICIDAL CAUSES :				
Suicide	6	
Murder, Manslaughter	0	
			—	6
IV.—OPEN VERDICTS :				
Found drowned	3	
Found dead	2	
			—	5
Total	86

TABLE XII.

Abstract from Mortuary Register for 1899.

Number of bodies received, 77. Average number yearly for the past nine years, 53.

No.	Date.	Sex.	Age in Years.	Residence.	Cause of Death.	Remarks.
1	January 2...	f	58	16, Sandy Hill.....	Syncope from Heart Disease.....	
2	" 13...	m	1 $\frac{1}{2}$	8, Dicey Street.....	Suffocation	
3	" 13...	m	43	13, Glenalvon Street	Injuries caused by fall of chimney stack	
4	" 13...	m	19	R.A. Barracks	Syncope following operation	
5	" 22...	m	37	Found in Thames	Accidentally drowned.....	From Tidal Basin.
6	" 24...	m	31	Unknown	Syncope	
7	" 27...	m	36	10, Ropeyard Rails.....	Cystitis	
8	" 31...	m	19	Found in Thames	Accidentally drowned.....	Unidentified.
9	February 2...	m	66	90, High Street	Bronchitis	
10	" 6...	m	3 $\frac{1}{2}$	6, Brigade Terrace	Suffocation	
11	" 28...	m	39	50, Brenton Street, Limehouse.....	Accidental fall down ship's hold	
12	March 4...	m	19	Found in Thames	Accidentally drowned	From Harwich.
13	" 6...	f	64	5, Catherine Square	Bronchitis and Pneumonia.....	
14	" 13...	m	22	A.S.C. Barracks	Meningitis	
15	" 14...	f	1 $\frac{1}{2}$	25, Gildersome Street.....	Convulsions	
16	" 18...	m	39	12, Robert Street.....	Apoplexy	
17	" 27...	m	1 $\frac{1}{2}$	11, Dicey Street	Suffocation	
18	" 27...	f	67	15, Kidd Street	Syncope	
19	" 27...	f	33	105, Crescent Road, Plumstead	Natural Causes.....	
20	April 5...	f	3 $\frac{1}{2}$	33, Union Street	Convulsions	
21	" 5...	f	1 $\frac{1}{2}$	Caravan in Charlton	Accidentally burned	
22	" 8...	m	50	57, Nightingale Vale	Heart disease	
23	" 13...	m	72	R.A. Barracks	Senile decay.....	
24	" 17...	m	46	14, Frances Street	Suicide by cutting throat	
25	" 24...	m	40	Found in Thames	Accidentally drowned	From Plaistow.
26	May 2...	f	17	Found in Thames	Found drowned	Of Globe Lane, Woolwich.
27	" 5...	m	78	9, Reidhaven Road, Plumstead.....	Accidental fall	
28	" 5...	f	1 $\frac{1}{2}$	5, Delvan Street	Pneumonia	
29	" 19...	m	new born	Found in Rectory Grove	Want of proper attention	
30	" 19...	m	3 $\frac{1}{2}$	77, High Street	Improper feeding.....	
31	" 22...	m	new born	Found on Marshes	Want of proper attention	
32	" 28...	m	24	9, Leonard Street, Silvertown	Injuries caused by fall of iron skip	
33	" 30...	m	23	46, Albert Road, North Woolwich	Injuries caused by fall of iron skip	
34	" 9...	f	39	53, High Street	Nephritis	
35	June 1...	m	30	Found in R.M. Repository Pond	Suicide by drowning	Unidentified.
36	" 3...	m	50	Found in Dockyard	Accidentally drowned	
37	" 5...	m	38	East Street, Charlton	Natural causes	

TABLE XII—Continued.

No.	Date.	Sex.	Age in Years.	Residence.	Cause of Death.	Remarks.
38	June 6...	f	70	West Street, Charlton.....	Natural Causes.....	
39	" 16...	f	57	1, Mason Street	Syncope	
40	" 19...	m	50	Found in Thames	Found dead	Unidentified.
41	" 27...	m	55	Found in Thames	Found dead	Unidentified.
42	July 8...	m	1 $\frac{3}{4}$	3, North Kent Grove	Pneumonia	
43	" 7...	m	66	37, Trinity Street	Shock caused by effusion of blood	
44	" 7...	m	52	21, Orchard Street	Lung disease	
45	" 17...	f	1 $\frac{1}{2}$	6, Dicey Street.....	Pneumonia	
46	" 21...	m	52	13, Tamar Street, Charlton	Heat apoplexy.....	
47	" 31...	m	19	Herbert Hospital.....	Injuries caused by fall from bicycle	
48	" 27...	m	28	Found in Thames	Found drowned	From Liverpool.
49	August 2...	m	20	Found in Thames	Accidentally drowned.....	From Gravesend.
50	" 4...	m	23	Found in Thames	Found drowned	From Deptford.
51	" 10...	m	30	Found in Thames	Accidentally drowned whilst bathing ...	From Charlton.
52	" 14...	m	69	18, Ogilby Street.....	Pneumonia	
53	Sept. 11...	m	16	R.A. Barracks	Fracture of spinal column caused by diving	
54	" 12...	f	38	Warren Lane	Syncope	
55	October 7...	m	52	Found at Coffee Tavern	Suicide by poison	From Nunhead.
56	" 20...	m	56	5, Oliver Street, Plumstead	Run over by horse and van	Accident at Free Ferry.
57	" 23...	m	59	Mount Street, Charlton	Natural causes	
58	Nov. 7...	m	49	17, Acorn Street	Rupture.....	
59	" 8...	m	13	69, Wood Street	Meningitis following injury to eye.....	
60	" 9...	m	43	28, Frances Street	Endocarditis.....	
61	" 10...	f	2 $\frac{1}{2}$	18, Samuel Street	Exhaustion following inflammation	
62	" 11...	f	64	106, Wellington Street	Syncope	
63	" 11...	f	48	21, Ropeyard Rails.....	Syncope	
64	" 25...	m	1 day	60, Jackson Street	Atelectasis.....	
65	" 27...	f	1 day	1, Nelson Street	Convulsions	
66	Dec. 7...	f	45	29, Sun Street	Syncope	
67	" 11...	m	44	Arsenal Infirmary	Rupture.....	
68	" 11...	m	55	Found at Soldiers' Institute	Suicide by hanging	From Forest Gate.
69	" 11...	m	54	9, Gildersome Street	Syncope	
70	" 11...	m	45	6, Clara Place	Suicide by hanging	
71	" 12...	m	37	92, High Street	Syncope	
72	" 21...	m	25	Royal Albert Docks	Accidental fall of crane	Of Forest Gate.
73	" 13...	f	37	64, High Street	Syncope	
74	" 24...	m	5	2, Gough Yard.....	Suffocation	
75	" 24...	f	2	2, Gough Yard.....	Suffocation	
76	" 26...	m	50	9, High Street, North Woolwich	Syncope	
77	" 27...	m	40	34, Chapel Street.....	Syncope	Found in Church Street.

TABLE XIII.

*Registered Births in Fifty-two Weeks of 1899, in the
Sanitary District of Woolwich.*

Month.	Woolwich Dockyard Sub-District.							Woolwich Arsenal Sub-District.							Grand Totals for whole District.		
	Legitimate.		Illegitimate.		Totals.		Totals.	Legitimate.		Illegitimate.		Totals.		Totals.			
	M.	F.	M.	F.	M.	F.		M.	F.	M.	F.	M.	F.		M.	F.	Totals.
January ...	26	25	26	25	51	42	40	1	...	43	40	83	69	65	134
February...	20	19	20	19	39	29	22	1	...	30	22	52	50	41	91
March	25	10	...	1	25	11	36	22	34	1	1	23	35	58	48	46	94
April	21	19	...	1	21	20	41	41	28	41	28	69	62	48	110
May	21	25	...	2	21	27	48	39	38	...	1	39	39	78	60	66	126
June.....	21	16	21	16	37	27	22	27	22	49	48	38	86
July	25	16	1	1	26	17	43	21	25	21	25	46	47	42	89
August.....	28	25	28	25	53	40	27	40	27	67	68	52	120
September	25	19	1	...	26	19	45	29	22	29	22	51	55	41	96
October ...	25	17	1	1	26	18	44	31	35	31	35	66	57	53	110
November	28	28	28	28	56	26	28	26	28	54	54	56	110
December	14	23	1	...	15	23	38	26	30	26	30	56	41	53	94
Totals...	279	242	4	6	283	248	531	373	351	3	2	376	353	729	659	601	1260

TABLE XIV.

Registered Marriages for each Quarter during the Years 1892, 1893, 1894, 1895, 1896, 1897, 1898 and 1899, in the Sanitary District of Woolwich.

SUB-DISTRICT.	Year.	First Quarter.	Second Quarter	Third Quarter.	Fourth Quarter.	TOTALS.
DOCKYARD AND ARSENAL.	1892	115	131	186	167	599
	1893	110	136	193	175	614
	1894	120	136	151	178	585
	1895	112	137	142	188	579
	1896	118	133	146	205	602
	1897	122	156	134	155	567
	1898	107	149	150	169	575
	1899	99	135	144	134	512

TABLE XV.

Table of Population, Births and Infectious Disease Cases notified to the Medical Officer of Health, during the year 1899, in the Sanitary District of Woolwich, classified according to diseases, ages, etc.

DISTRICT.	DISEASE.	Population.		Registered Births.	Age under 5 or over 5 years.	Number Notified.												Number removed to Hospital.													
		Census 1896.	Estimated to middle of 1899.			January.	February.	March.	April.	May.	June.	July.	August.	September.	October.	November.	December.	Totals.	January.	February.	March.	April.	May.	June.	July.	August.	September.	October.	November.	December.	Totals.
WOOLWICH DOCKYARD.	Small-Pox.....				Under 5 Over 5	
	Scarlet Fever				Under 5 Over 5	5 7	3 10	6 8	...	6 6	2 4	1 4	2 5	2 6	3 3	30 65	2 6	3 9	6 7	...	6 5	2 6	1 4	2 2	...	5 5	2 2	2 2	26 55
	Typhus				Under 5 Over 5	
	Relapsing Fever ...				Under 5 Over 5	
	Diphtheria				Under 5 Over 5	3 4	1 4	2 1	...	6 1	...	2 2	3 7	2 2	...	19 28	3 3	2 1	...	6 5	...	2 2	3 7	2 2	...	18 24
	Membranous Croup	19355	19153	531	Under 5 Over 5	1	1
	Continued Fever ...				Under 5 Over 5	
	Typhoid or Enteric Fever				Under 5 Over 5	2	1	6	2	2	2	2	10
	Cholera.....				Under 5 Over 5
	Erysipelas.....				Under 5 Over 5	1	1	2	1	1	1	10
	Puerperal Fever ...				Under 5 Over 5
TOTALS					Under 5 Over 5	8 12	4 16	6 11	1 3	8 8	2 7	7 12	3 4	2 9	5 16	4 12	3 8	53 118	5 10	3 13	6 7	0 2	8 6	2 7	7 10	2 2	5 7	4 13	2 10	4 9	46 91

TABLE XV.—Continued.

DISTRICT.	DISEASE.	Population.		Registered Births.	Age under 5 or over 5 years.	Number Notified.												Number removed to Hospital.														
		Census, 1896.	Estimated to middle of 1899.			January.	February.	March.	April.	May.	June.	July.	August.	September.	October.	November.	December.	Totals.	January.	February.	March.	April.	May.	June.	July.	August.	September.	October.	November.	December.	Totals.	
WOOLWICH ARSENAL.	Small-Pox..	21959	22389	729	Under 5		
	Over 5				
	Scarlet Fever				4	5	2	1	1	2	1	2	1	1	19	3	3	2	1	...	2	1	2	1	16	
	Over 5				16	5	4	2	6	...	6	...	3	4	5	2	...	54	15	3	4	1	5	...	6	1	3	4	5	1	48	
	Typhus				Under 5	
	Over 5				
	Relapsing Fever ...				Under 5	
	Over 5				
	Diphtheria				Under 5	4	2	1	2	2	2	3	3	4	4	6	4	37	4	1	1	2	2	2	2	2	2	3	2	3	3	27
	Over 5				5	3	5	5	6	3	2	7	6	8	4	4	4	58	3	3	3	3	6	3	2	6	5	4	3	4	45	
	Membranous Croup				Under 5
	Over 5			
Continued Fever ...	Under 5				
Over 5				
Typhoid or Enteric Fever	Under 5				
Over 5	...	1	...	1	2	7	1	...	1	13	...	1	2	6	1	10					
Cholera	Under 5				
Over 5				
Erysipelas	Under 5	1	1				
Over 5	1	2	...	1	2	1	2	...	1	1	4	2	17	2	1	...	1	4				
Puerperal Fever ...	Under 5				
Over 5	1	1	2	1	1				
Totals.....		41314	41542	1260	Under 5	8	7	3	3	3	5	4	5	5	4	6	4	57	7	5	3	3	2	4	3	4	4	2	3	43		
					Over 5	22	11	10	9	14	4	11	11	17	14	13	9	145	18	7	7	4	13	3	9	10	14	9	8	7	109	
Grand Total of cases occurring within the Sanitary District of Woolwich						Under 5	16	11	9	4	11	7	11	8	7	9	10	7	110	12	8	9	3	10	6	10	6	6	7	7	5	89
						Over 5	34	27	21	12	22	11	23	15	26	30	25	17	263	28	20	14	6	19	10	19	12	21	22	18	11	200
						Totals.....	50	38	30	16	33	18	34	23	33	39	35	24	373	40	28	23	9	29	16	29	18	27	29	25	16	289

TABLE XVI.

Infectious Diseases, London, 1899.

Cases of Infectious Disease notified to the several Metropolitan Medical Officers of Health, under the provisions of the Public Health (London) Act, 1891 in the Fifty-two Weeks ended Saturday, 30th December, 1899.

Name of District.	Small-pox.	Scarlet Fever.	Diphtheria.	Enteric Fever or Typhoid.	Typhus Fever.	Other Continued Fevers.	Puerperal Fever.	Erysipelas.	Membranous Croup.	Cholera.	Totals.	Population, 1896.
WOOLWICH	1	168	142	27	5	29	1	...	373	41314
<i>West District.</i>												
Kensington	443	254	107	1	17	11	210	2	...	1046	170465
Paddington	384	204	98	1	1	7	148	1	...	844	124506
Hammersmith	441	184	115	1	...	12	110	7	...	870	104199
Fulham	1	849	518	111	...	1	13	181	10	4	1688	113781
Chelsea	282	234	64	...	4	9	83	4	1	681	96646
St. George, Hanover Square	198	87	46	2	74	4	...	411	79967
Westminster	199	100	45	...	1	...	56	1	...	402	53234
St. James Westminster	49	37	34	22	142	23050
<i>North District.</i>												
St. Marylebone	2	400	192	118	...	1	6	202	4	...	925	141188
Hampstead	289	112	45	5	52	4	...	507	75449
St. Pancras	862	562	246	13	311	16	1	2011	240764
Islington	3	1500	694	361	...	2	32	355	17	3	2967	336764
Stoke Newington	182	30	17	7	32	268	33485
Hackney	2	988	689	268	...	5	19	302	20	...	2293	213044
<i>Central District.</i>												
St. Giles Bloomsbury	76	28	24	1	55	2	...	186	38237
St. Martin-in-the-Fields	31	17	7	1	9	65	13077
Strand	55	37	12	17	121	23782
Holborn	1	117	63	36	...	2	1	44	1	...	265	31208
Clerkenwell	322	197	91	...	1	6	71	3	...	691	66202
St. Luke Middlesex	162	99	36	65	4	...	366	41527
City of London	74	57	86	...	1	...	21	239	30970
Shoreditch	1	365	363	169	...	6	10	202	11	1	1128	122348
<i>East District.</i>												
Bethnal Green	431	323	203	19	326	22	1	1325	129162
Whitechapel	2	210	190	139	4	...	5	125	12	...	687	77717
St. George-in-the-East	1	99	95	72	5	78	9	...	359	47506
Limehouse	2	171	130	135	3	78	2	...	521	58305
Mile End	296	361	138	...	2	7	142	12	...	965	111060
Poplar	2	422	404	278	...	4	14	230	20	...	1374	169267
<i>South Districts.</i>												
St. Saviour Southwark	91	120	11	3	34	2	...	261	25365
St. George Southwark	1	238	442	56	1	1	2	76	6	...	823	60278
Newington	509	707	111	5	201	22	...	1555	120939
St. Olave Southwark	64	32	11	1	3	111	11731
Bermondsey	402	536	110	3	1	3	88	7	...	1150	85475
Rotherhithe	256	156	54	1	...	2	83	4	...	556	40379
Lambeth	1	1016	1101	222	1	10	27	337	23	3	2741	295033
Battersea	723	594	162	14	208	15	...	1716	165115
Wandsworth	912	611	127	...	1	13	239	7	...	1910	187264
Camberwell	3	1164	1221	176	1	4	19	259	22	...	2851	253076
Greenwich	1	1206	650	167	...	2	14	272	34	1	2347	175774
Lewisham	1	580	477	58	...	1	7	84	4	...	1212	83213
Plumstead	708	180	25	...	1	4	65	2	...	985	59252
Lee	195	135	21	2	29	382	38588
Port of London	4	1	...	19	24	...
Grand Totals	29	18112	13365	4458	14	69	329	5615	338	15	42344	

TABLE XVII.

Return of the number of Articles disinfected after the under-mentioned diseases during the year 1899.

Nature of Disease.	Number of Persons Attended.	ARTICLES DISINFECTED.									Totals.
		Beds.	Blankets.	Bolsters.	Counterpanes.	Palllasses and Mattresses.	Pillows.	Sheets.	Sundries.	Wearing Apparel (pieces).	
Small-Pox	1	1	2	1	1	...	2	2	4	8	21
Scarlet Fever	168	167	298	142	186	125	293	281	666	773	2931
Diphtheria	143	126	209	101	124	108	220	207	537	705	2337
Typhoid or Enteric Fever ... }	27	28	43	22	24	30	51	41	104	123	466
Erysipelas	29	2	4	2	2	3	4	4	7	2	30
Puerperal Fever...	5	2	2	2	2	4	4	1	6	3	26
Tuberculosis.	2	1	5	2	2	4	5	4	7	8	38
Totals ...	375	327	563	272	341	274	579	540	1331	1622	5849

TABLE XVIII.

Total amount paid by the Woolwich Local Board of Health for Disinfectants during the years 1893, 1894, 1895, 1896, 1897, 1898 and 1899.

			1893.	1894.	1895.	1896.	1897.	1898.	1899.
			£ s. d.	£ s. d.	£ s. d.	£ s. d.	£ s. d.	£ s. d.	£ s. d.
1.	For Quarter ending March		0 7 0	1 6 9	0 16 0	3 9 0	2 1 0	3 1 0	4 5 11
2.	Ditto	June	4 18 0	3 9 8	2 13 11	6 13 0	5 12 6	5 18 0	2 19 6
3.	Ditto	September	1 3 0	4 19 6	5 18 10	7 18 0	4 7 6	5 3 0	4 11 3
4.	Ditto	December	0 16 0	3 11 11	4 0 2	4 13 9	4 4 9	4 4 3	8 10 3
Total.....			7 4 0	13 7 10	13 8 11	22 13 9	16 5 9	18 6 3	20 6 11

TABLE XIX.

Return of Persons admitted into the Temporary Shelter during the Years 1894 1895, 1896, 1897, 1898, and 1899.

Nature of Disease.	1894.		1895.		1896.		1897.		1898.		1899.		Remarks.
	Families.	Persons.	Families.	Persons.	Families.	Persons.	Families.	Persons.	Families.	Persons.	Families.	Persons.	
Small-Pox	8	24	
Scarlet Fever	10	42	8	26	7	20	10	40	17	51	5	22	
Diphtheria	2	7	4	11	4	10	13	40	7	24	6	17	
Typhoid or Enteric Fever }	3	10	2	8	2	10	2	8	3	6	
Totals.....	23	83	14	45	13	40	25	88	27	81	11	39	

TABLE XX.

Return of Cases of Sickness for the years 1894, 1895, 1896, 1897, 1898, and 1899, occurring in the various Institutions in Woolwich.

Name of Institution.	Number of Patients, 1894.		Number of Patients, 1895.		Number of Patients, 1896.		Number of Patients, 1897.		Number of Patients, 1898.		Number of Patients, 1899.	
	In.	Out.	In.	Out.	In.	Out.	In.	Out.	In.	Out.	In.	Out.
Workhouse and Infirmary.....	558	...	710	...	715	...	725	...	696	...	666	...
Out-door.....	...	2743	...	3413	...	3230	...	3054	...	2418	...	2127
Totals.....	558	2743	710	3413	715	3230	725	3054	696	2418	666	2127

TABLE XXI.

Return of the Number of Houses Inspected, Notices Served, etc., by the Sanitary Inspectors during the year 1899.

Name of Inspectors.	Number of Houses.		Intimation Notices.		Statutory Notices.	Nature of Nuisances included in Notices.													Remarks.
	Inspected.	Re-inspected.	Number Served.	Number Complied with.		Number Served.	Dirty and Defective Walls and Ceilings.	Defective Paving.	Foul and Defective W.C. Pans and Traps.	Defective Roofs.	Defective Drains and Sinks.	Defective Guttering, etc.	House Sinks connected with Drains.	Defective Water Supply to W.C.	Overcrowding.	Nuisances from Animals.	General Nuisances, etc.	Totals.	
A. MACKIE	2571	2187	654	442	212	284	109	62	167	42	67	2	171	12	6	202	1124	} 60 cases were referred to Solicitor and in 10 cases proceedings had to be taken. (See Table XXII).	
W. WOOLLEY	2438	1624	825	616	209	284	94	73	188	60	77	8	146	26	4	370	1330		
Totals.....	5009	3811	1479	1058	421	568	203	135	355	102	144	10	317	38	10	572	2454		

TABLE XXII.

Proceedings taken under the Public Health (London) Act, 1891 during the year 1899.

Date.	Property.	Offence.	Result.
1899. February 2	41, Dicey Street	Non-compliance with notice of the Board to put W.C. in proper order and condition.....	The work having been completed the summons was withdrawn on payment of 3/- costs.
April 13	7, Salutation Alley	Non-compliance with notice of the Board to put W.C. in proper order and condition.....	
" 13	8, "	Non-compliance with notice of the Board to cleanse, whitewash, etc., walls and ceilings of two rooms on ground floor	Order made for the work to be done in 7 days; and to pay 8/- costs in each case.
" 13	9, "	Non-compliance with notice of the Board to make good defective water supply to W.C. and repair defective flooring	
" 13	11, "	Non-compliance with notice of the Board to properly pave yard	
July 27	36, Dicey Street	Non-compliance with notice of the Board to make good defective water supply to W.C.; to cleanse, whitewash, etc., walls and ceilings of staircase and passages	The work having been completed, the summons were withdrawn on the payment of 3/- costs in each case.
" 27	42, "	Non-compliance with notice of the Board to cleanse, whitewash, etc., walls and ceiling of kitchen.	
" 27	40, "	Non-compliance with notice of the Board to repair or renew defective guttering	
" 27	39, Henry Street	Non-compliance with notice of the Board to repair defective roofs of house and washhouse, and cleanse and whitewash walls and ceiling of top front room	Order made for the work to be done in seven days, and owner to pay 10/6 costs.
Dec. 14	30, Ogilby Street	Non-compliance with notice of the Board to repair defective roof, make good defective waste preventer to W.C., and cleanse, whitewash, etc., walls and ceiling of lower passage	Fined 10s. and 3/- costs.

TABLE XXIII.

*Summary of Clerical Work performed in the Public Health**Department during the year 1899.*

Letters, Returns, etc., received	528
Letters, etc., sent out	540
Notices Served	{	Public Health Act	{	Intimation...	1479
				Statutory	421
				Offensive Accumulation	1
		Housing of the Working Classes Act		...	—
Cases referred to Solicitor	60
Number of Inspections entered in Register			5009
Complaints entered in Complaint Book	74
Copies of Infectious Diseases Notifications :—					
(a)	Entered in Register	373
(b)	Forwarded to Asylums Board	373
(c)	Forwarded to Schools	292
(d)	Handed to Nurse on removal of case to Hospital	289
(e)	Forwarded to Arsenal, Dockyard, etc.	249
Disinfection Certificates given :—					
(a)	To Arsenal, etc.	249
(b)	To Schools	292
Receipt Forms made out for Clothing removed for disinfection					313
Orders written for hire of Ambulance horses					268
Medical Practitioners Quarterly Accounts					130
Water Certificates given for New Houses					129
Lodging House Notices served					7
Summonses made out					12
Monthly Reports to Committee					12
Special Reports					6

TABLE XXIV.

*List of Common Lodging Houses in Woolwich under the License
of the London County Council.*

No.	Situation of House.	Number of Beds Authorised.		
		Single Men.	Single Women.	Married Couples.
1	3, High Street	22
2	5 "	44
3	49 "	26
4	50 "	24
5	51 "	6	8
6	52 "	18	3	3
7	53 "	16	...	5
8	56 "	1	7
9	56a "	18
10	63 "	1	7
11	64 "	20
12	76 "	4	5	4
13	77 "	3	2	6
14	81 "	8	1
15	82 "	7	6	3
16	93 "	30
17	102 "	37
18	6, Nile Street	5	...	3
19	7 "	13
20	60, Beresford Street	35	...	13
21	10, Market Hill	10
22	4, Warren Lane	30
23	12 "	29
24	13 "	11
25	1, Ropeyard Rails	16
26	2 "	21
27	4 "	22
28	7 "	18
29	9 "	37
30	10 "	32	7	11
31	11 "	24	...	3
32	21 "	11	...	4
33	21a "	12	5
34	32 "	20
35	43 "	16
36	10a "	26	...	3
37	34, Albert Road, N.W.	19

TABLE XXV.

List of Slaughterhouses, Cowshed, Licensed by the London County Council in the District of Woolwich during the year 1899.

No.	Situation of Slaughterhouse.	No.	Situation of Slaughterhouse.
1	At rear of 93, New Road.	4	At rear of 30, Hare Street.
2	Love Lane, rear of Wellington Street.	5	At rear of 12, Church Street.
3	At rear of 25, Hare Street.	6	At rear of 41, Church Street.

COWSHED.

1	At rear of 16, Pellipar Road.
---	-------------------------------

TABLE XXVI.

*List of Bakehouses in the District of Woolwich during the
year 1899.*

No.	Situation.	No.	Situation.
1	153, Powis Street.	21	32, Church Street.
2	16 "	22	48 "
3	42 "	23	23, George Street.
4	98, High Street.	24	21, Albion Road.
5	100 "	25	51 "
6	111 "	26	60, Sand Street.
7	140 "	27	18, Prospect Place.
8	31, Beresford Street.	28	33, Samuel Street.
9	16, The Common.	29	1, Pellipar Road, Lower.
10	53, Wellington Street.	30	8, Hill Street.
11	94 "	31	72, Henry Street.
12	29, Artillery Place.	32	24, Chapel Street.
13	38 "	33	36 "
14	10, King Street.	34	45 Warwick Street.
15	15, New Road.	35	18, Charles Street.
16	57 "	36	29 "
17	3, Green's End.	37	Dock Street, North Woolwich.
18	90, Brookhill Road.	38	109, Albert Road, N. Woolwich
19	82 "	39	32, Beresford Street.
20	37, Frances Street.	40	55, Church Street.

TABLE XXVII.

List of Houses Registered under the Woolwich Local Board of Health's Bye-Laws, made the 13th August, 1895, with respect to Houses Let in Lodgings, or occupied by Members of more than one Family.

Registered No.	Situation of House.	Registered No.	Situation of House.
1	44, Ropeyard Rails.	34	12, Ann Street, Rush Grove.
2	8 "	35	1, Catherine Square.
3	14, Frances Street.	36	2 "
4	10, Spray Street.	37	3 "
5	10½ "	38	4 "
6	15, Nelson Street.	39	5 "
7	16 "	40	10, Mulgrave Place.
8	17 "	41	12 "
9	62, Beresford Street.	42	6, High Street.
10	62a "	43	23, Frances Street.
11	6, Ropeyard Rails.	44	3, Warren Street.
12	12, Collingwood Street.	45	6 "
13	55, High Street.	46	4 "
14	13, Frances Street.	47	8 "
15	22, Ropeyard Rails.	48	9 "
16	23 "	49	15, Frances Street.
17	24 "	50	16 "
18	26 "	51	18 "
19	27 "	52	24 "
20	28 "	53	21 "
21	23, Union Buildings.	54	7, Warren Street.
22	1, Mary Ann Cottages, Back Lane, Frances Street.	55	13, Collingwood Street.
23	2 "	56	2½, Market Hill.
24	3 "	57	171, Powis Street.
25	2, Samuel Street.	58	177 "
26	4 "	59	25, Frances Street.
27	5, Chapel Street.	60	1, Sow Alley.
28	6, Ann Street, Rush Grove.	61	2 "
29	6a "	62	1, New Street.
30	7 "	63	2 "
31	8 "	64	5 "
32	10 "	65	6 "
33	11 "	66	2, Ordnance Terrace, Shooters' Hill Road.

TABLE XXVIII.

*Surveyor's Report upon the cost of disposal of Refuse at the Destructor,
Dockyard Wharf.*

GENTLEMEN,

I have much pleasure in presenting my Sixth Annual Report of the working of the Refuse Destructor for the period of One Year ended December 1st, 1898.

The quantity of refuse that passed through the cells during that period amounted to 11,012 loads, equal to 27,030 cubic yards.

The cost of the disposal of which, under the old system of barging away at 1s. 6d. per cubic yard, would have been (calculating each load to represent $2\frac{1}{2}$ cubic yards) £2,027 5s. 0d.

548 tons (estimated) Fishmongers' and Butchers' Offal were also destroyed during the year, being a decrease of 43 tons upon the quantity destroyed last year.

The outgoings of the Destructor, including Capital and Interest on Loans, Wages, Breeze for Cremator, Gas, Water, and other expenses, were as follows:—

	£	s.	d.	£	s.	d.
Capital and Interest on Loans for erection of						
Destructor				440	7	1
Wages	759	15	8			
Cr. Man's time attending Disinfector ...	56	0	0			
Value of the Clinkers, etc., used on the roads by the Local Board, estimated at 6d. per load ...	14	19	6			
By Sale of Clinkers, etc., 1,642 loads at 6d. per load	41	1	0			
	112	0	6			
				647	15	2
Carting Clinkers to shoot, 1,237 loads at 1s. 3d.				77	6	3
Carting away old tins, 110 loads at 2s.				11	0	0
Breeze for Cremator, 300 cubic yards at 2s. 9d.				41	5	0
Gas				32	0	6
Water				5	0	0
Repairs to Barrow-, Tools, etc., Smith's work				14	8	0
Repairs to Cells and Destructor generally				73	3	9
Clogs for Stokers				4	15	0
Income Tax				7	4	5
Parish Rates				55	10	1
				£1409	15	3
The removal by barges would have cost				2027	5	0
The disposal of the same quantity by Destructor cost				1409	15	3
Shewing a saving of				£617	9	9

Twenty-eight loads of residuum were given to H.M. Government, and 420 loads to the Woolwich Polytechnic for making up Recreation Ground.

The Destructor was erected on land belonging to the Board, and the value of such land is not included in the above statement.

(Signed) H. O. THOMAS, A.M.I.C.E.,
Surveyor.

TABLE XXIX.

Number of Inhabited Houses, also number Built and number Demolished during the years 1892, 1893, 1894, 1895, 1896, 1897, 1898 and 1899.

	Year.	Number of New Houses.	Number of Houses Demolished.	Number of Inhabited Houses.	Remarks.
South Woolwich.	1892	26	26	5159	These figures do not include the houses that have been demolished and rebuilt.
	1893	35	25	5169	
	1894	4	14	5159	
	1895	3	6	5156	
	1896	7	2	5161	
	1897	15	13	5163	
	1898	9	10	5162	
	1899	10	20	5152	
North Woolwich.	1892	337	
	1893	26	14	349	
	1894	13	...	362	
	1895	2	...	364	
	1896	14	...	378	
	1897	13	...	391	
	1898	46	29	408	
	1899	51	...	459	
Total for South & North Woolwich.	1892	26	26	5496	
	1893	61	39	5518	
	1894	17	14	5521	
	1895	5	6	5520	
	1896	21	2	5539	
	1897	28	13	5554	
	1898	55	39	5570	
	1899	61	20	5611	
Totals		274	159		

TABLE XXX.

*Return of the Number of Passengers and Vehicles that have passed
over the Woolwich Free Ferry during the past seven years.*

Year.	Number of Passengers.	Number of Vehicles.	Remarks.
1893	3,495,362	261,462	
1894	4,385,779	317,084	
1895	4,280,969	337,420	
1896	4,419,289	384,456	
1897	4,348,080	378,405	
1898	4,540,349	383,583	
1899	4,691,964	402,894	
Totals ...	30,161,792	2,465,302	

TABLE XXXI.—SALE OF FOOD AND DRUGS ACT, 1875.

Summary of articles purchased and submitted for analysis, with results of same, for the year ending 31st December, 1899.

No. of Sample.	Article submitted for Analysis.	State whether the sample was submitted to the Analyst by an officer acting under direction of a Local Authority under Sec. 13 of Act.	RESULT OF ANALYSIS. Shewing whether the sample was genuine or adulterated, and what was the nature and extent of the adulteration.	Observations.
19	Milk	Inspctr. Woolley.	Genuine	Suspicious.
20	Milk	"	Ditto	
21	Milk	"	Ditto	
22	Milk	"	Ditto	
23	Milk	"	Ditto	
24	Milk	"	Ditto	Suspicious.
25	Milk	"	Ditto	
26	Milk	"	Ditto	
27	Milk	"	Ditto	
28	Milk	"	Ditto	
29	Milk	"	Ditto	Suspicious.
30	Milk	"	Ditto	
31	Pickles	"	Ditto	
32	Butter	"	Ditto	
33	Butter	"	Ditto	
34	Pickles	"	Ditto	Suspicious.
35	Bread	"	Ditto	
36	Pickles	"	Ditto	
37	Bread	"	Ditto	
38	Butter	"	Ditto	
39	Bread	"	Ditto	Fined 40/- and 12/- costs.
40	Milk	"	Ditto	
41	Milk	"	Ditto	
42	Flour	"	Ditto	
43	Milk	"	Ditto	
44	Milk	"	Ditto	Fined 40/- and 12/- costs.
45	Flour	"	Ditto	
46	Flour	"	Ditto	
47	Coffee	"	Ditto	
48	Milk	"	Ditto	
49	Butter	"	Ditto	Fined 40/- and 12/- costs.
50	Butter	"	Adulterated, $\frac{1}{8}$ butter and $\frac{7}{8}$ margarine.	
51	Butter	"	Adulterated, $\frac{1}{4}$ butter and $\frac{3}{4}$ margarine.	
52	Butter	"	Adulterated $\frac{1}{16}$ butter and $\frac{15}{16}$ margarine.	
53	Margarine...	"	Genuine	
54	Milk	"	Ditto	
55	Milk	"	Ditto	
56	Milk	"	Ditto	
57	Milk	"	Ditto	
58	Milk	"	Ditto	

TABLE XXXI.—Continued.

No. of Sample.	Article submitted for Analysis.	State whether the sample was submitted to the Analyst by an officer acting under direction of a Local Authority under Sec. 13 of Act.	RESULT OF ANALYSIS. Shewing whether the sample was genuine or adulterated, and what was the nature and extent of the adulteration.	Observations.
59	Milk	Inspctr. Woolley.	Genuine	Fined 10/- and 12/- costs.
60	Milk	"	Ditto	
61	Vinegar	"	Ditto	
62	Milk	"	Ditto	
63	Tea	"	Ditto	
64	Cheese	"	Ditto	
65	Cheese	"	Ditto	
66	Milk	"	Ditto	
67	Milk	"	Ditto	
68	Milk	"	Ditto	
69	Butter	"	Ditto	
70	Butter	"	Ditto	
71	Butter	"	Adulterated, $\frac{1}{3}$ butter and $\frac{2}{3}$ margarine.	Very poor quality.
72	Flour	"	Genuine	
73	Flour	"	Ditto	
74	Milk	"	Ditto	
75	Milk	"	Ditto	
76	Milk	"	Ditto	
77	Milk	"	Ditto	
78	Milk	"	Ditto	
79	Milk	"	Ditto	
80	Milk	"	Ditto	
81	Milk	"	Ditto	
82	Milk	"	Ditto	14% abstracted fat.
83	Milk	"	Adulterated	
84	Milk	"	Genuine	
85	Cheese	"	Ditto	
86	Cheese	"	Ditto	
87	Cheese	"	Ditto	
88	Milk	"	Ditto	
89	Butter	"	Ditto	
90	Butter	"	Adulterated, $\frac{1}{4}$ butter and $\frac{3}{4}$ margarine	
91	Gin	"	Genuine	Fined £3 and 12/6 costs.
92	Whiskey ..	"	Ditto	
93	Butter	"	Ditto	
94	Brandy	"	Ditto	
95	Milk	"	Ditto	
96	Milk	"	Ditto	
97	Milk	"	Ditto	
98	Milk	"	Ditto	
99	Butter	"	Ditto	

TABLE XXXI—Continued.

No. of Sample.	Article submitted for Analysis.	State whether the sample was submitted to the Analyst by an officer acting under direction of a Local Authority under Sec. 13 of Act.	RESULT OF ANALYSIS. Shewing whether the sample was genuine or adulterated, and what was the nature and extent of the adulteration.	Observations.
100	Milk	Inspctr. Woolley.	Genuine	Poor quality.
101	Milk	"	Ditto	
102	Milk	"	Ditto	
103	Butter	"	Ditto	
104	Butter	"	Ditto	
105	Butter	"	Ditto	
106	Milk	"	Adulterated, 73 parts genuine milk, 27 parts added water.	Fined £3 and costs 2/-
107	Milk	"	Genuine	Poor quality.
108	Milk	"	Ditto	Poor quality.
109	Brandy	"	Ditto	
110	Whiskey ...	"	Ditto	
111	Coffee	"	Ditto	
112	Rum	"	Ditto	
113	Gin	"	Ditto	
114	Milk	"	Ditto	
115	Milk	"	Ditto	
116	Milk	"	Ditto	
117	Milk	"	Ditto	
118	Milk	"	Ditto	
119	Butter	"	Ditto	
120	Butter	"	Ditto	
121	Margarine...	"	Ditto	
122	Cheese	"	Ditto	
123	Cheese	"	Ditto	
124	Milk	"	Ditto	
125	Milk	"	Ditto	
126	Milk	"	Ditto	
127	Milk	"	Ditto	
128	Milk	"	Ditto	
129	Milk	"	Ditto	
130	Milk skmd.	"	Ditto	
131	Milk	"	Ditto	
132	Milk	"	Ditto	
133	Milk	"	Ditto	
134	Milk	"	Ditto	
135	Milk	"	Adulterated, milk 90 parts, added water 10 parts.	Fined 10/- and costs 12/6
136	Milk	"	Genuine	
137	Milk	"	Ditto	
138	Milk	"	Ditto	

TABLE XXXI—Continued.

No. of Sample.	Article submitted for Analysis.	State whether the sample was submitted to the Analyst by an officer acting under direction of a Local Authority under Sec. 13 of Act.	RESULT OF ANALYSIS. Shewing whether the sample was genuine or adulterated, and what was the nature and extent of the adulteration.	Observations.
139	Butter	Inspctr. Woolley.	Genuine	
140	Butter	"	Ditto	
141	Butter	"	Ditto	
142	Margarine...	"	Ditto	
143	Butter	"	Ditto	
144	Cheese	"	Ditto	
145	Butter	"	Ditto	
146	Butter	"	Ditto	
147	Butter	"	Ditto	
148	Cheese	"	Ditto	
149	Milk	"	Ditto	
150	Milk	"	Ditto	
151	Milk	"	Ditto	
152	Milk	"	Ditto	
153	Milk	"	Ditto	
154	Milk	"	Ditto	
155	Milk	"	Ditto	
156	Milk	"	Ditto	
157	Milk	"	Ditto	
158	Milk	"	Ditto	
159	Milk	"	Ditto	
160	Milk	"	Ditto	
161	Milk	"	Ditto	
162	Milk	"	Ditto	
163	Milk	"	Ditto	
164	Milk	"	Ditto	
165	Milk	"	Ditto	
166	Milk	"	Ditto	
167	Milk	"	Ditto	
168	Milk	"	Ditto	
169	Milk	"	Ditto	
170	Milk	"	Ditto	
171	Butter	"	Ditto	
172	Butter	"	Ditto	
173	Bread.....	"	Ditto	
174	Milk	"	Ditto	
175	Milk	"	Ditto	
176	Milk	"	Ditto	
177	Flour.....	"	Ditto	
178	Milk	"	Ditto	Poor sample.
179	Butter	"	Ditto	
180	Butter	"	Ditto	
181	Milk	"	Ditto	

TABLE XXXI—Continued.

No. of Sample.	Article submitted for Analysis.	State whether the sample was submitted to the Analyst by an officer acting under direction of a Local Authority under Sec. 13 of Act.	RESULT OF ANALYSIS. Shewing whether the sample was genuine or adulterated, and what was the nature and extent of the adulteration.	Observations.
182	Milk	Inspctr. Woolley.	Genuine	Fined 10/- and 12/6 costs.
183	Milk	"	Ditto	
184	Bread	"	Ditto	
185	Milk	"	Ditto	
186	Milk	"	Adulterated, deprived of 13% of fat.	
187	Milk	"	Adulterated, added water 12 parts in 100.	Summons dismissed on production of warranty.
188	Milk	"	Genuine	Poor sample.
189	Milk (skmd.)	"	Ditto	
190	Milk	"	Ditto	
191	Milk	"	Ditto	
192	Milk	"	Ditto	
193	Milk	"	Ditto	
194	Milk	"	Ditto	
195	Milk	"	Ditto	
196	Milk	"	Ditto	
197	Milk	"	Ditto	
198	Milk	"	Ditto	
199	Milk	"	Ditto	
200	Milk	"	Ditto	
201	Butter	"	Ditto	
202	Butter	"	Ditto	
203	Butter	"	Ditto	
204	Butter	"	Ditto	Suspicious.
205	Butter	"	Ditto	
206	Butter	"	Adulterated, $\frac{1}{10}$ butter $\frac{9}{10}$ margarine.	Fined 20/- and costs 12/6
207	Butter	"	Adulterated, $\frac{1}{10}$ butter $\frac{9}{10}$ margarine.	Fined 10/- and costs 12/6
208	Milk	"	Genuine	
209	Milk	"	Ditto	
210	Brandy	"	Ditto	
211	Butter	"	Ditto	
212	Brandy	"	Ditto	
213	Butter	"	Ditto	
214	Butter	"	Ditto	
215	Brandy	"	Ditto	
216	Milk	"	Ditto	
217	Flour	"	Ditto	
218	Flour	"	Ditto	
219	Milk	"	Ditto	



CHART I

NUMBER OF DEATHS FROM ALL CAUSES IN THE DOCKYARD AND ARSENAL DISTRICTS REGISTERED WEEKLY DURING THE YEAR 1899, THOSE OCCURRING IN OUTLYING INSTITUTIONS INCLUDED.

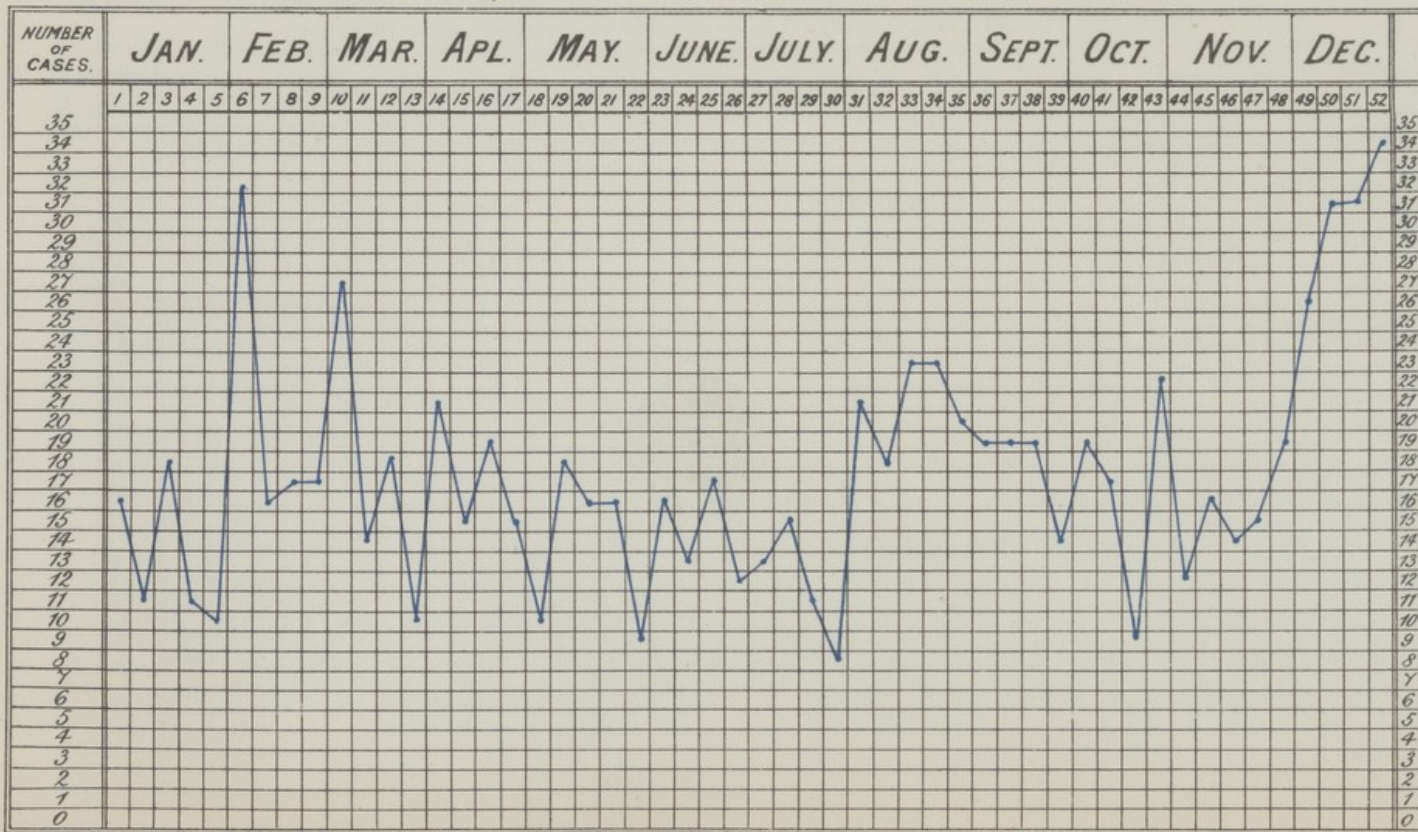




CHART II

NUMBER OF DEATHS IN THE DOCKYARD (BLUE) AND ARSENAL (RED) DISTRICTS REGISTERED WEEKLY DURING THE YEAR 1899, THOSE OCCURRING IN OUTLYING INSTITUTIONS INCLUDED.

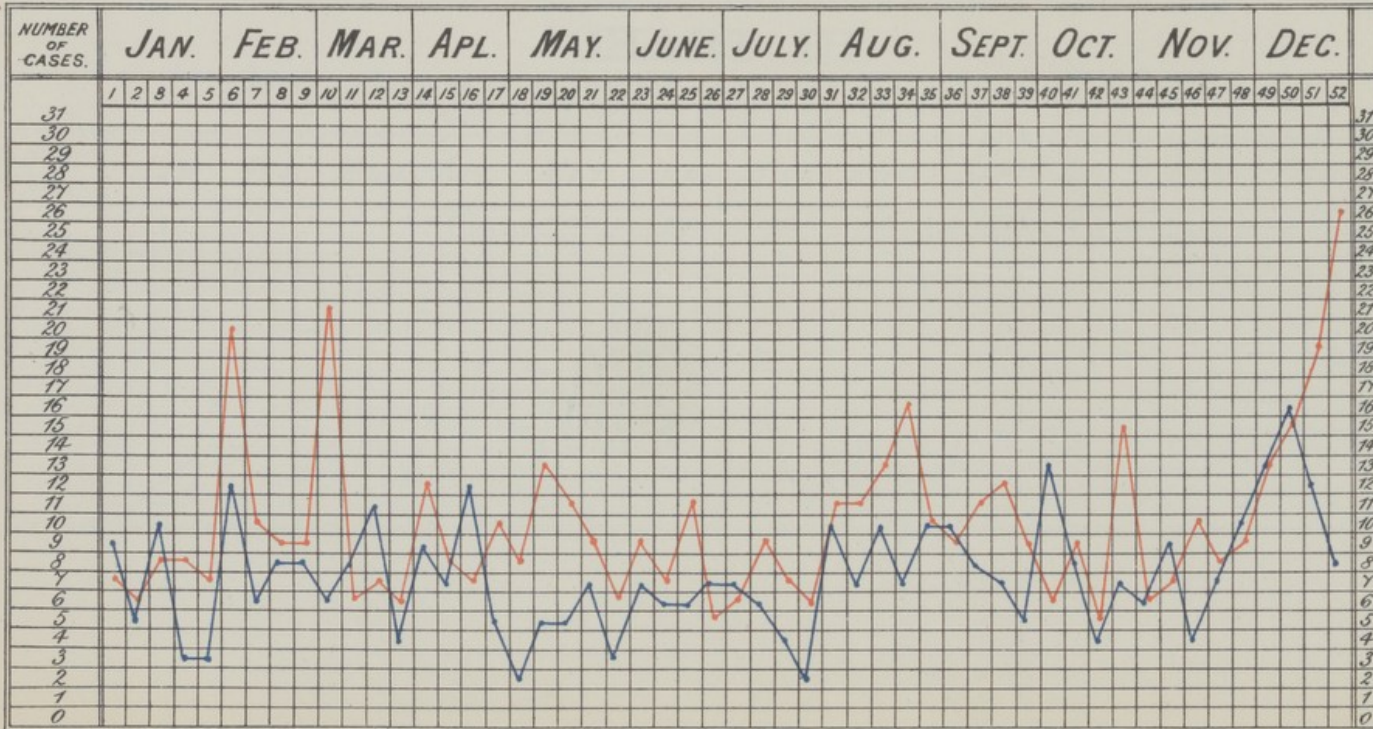




CHART III

NUMBER OF DEATHS FROM RESPIRATORY (BLUE) AND ZYMOTIC (RED) DISEASES
REGISTERED WEEKLY DURING THE YEAR 1899.

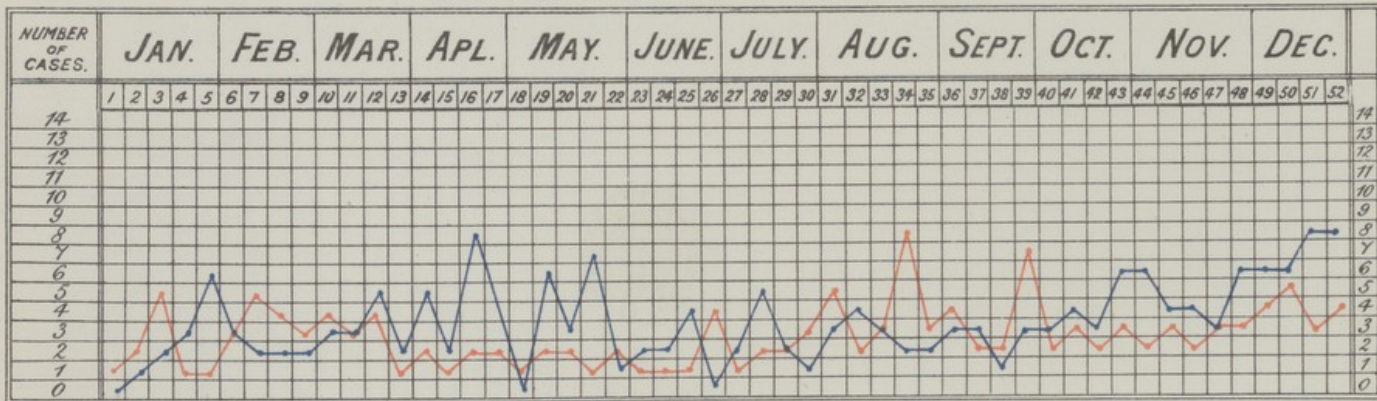




CHART IV

NUMBER OF CASES (WEEKLY) OF INFECTIOUS DISEASE NOTIFIED DURING THE YEAR 1899 (BLUE) AND ALSO THE DEATHS ZYMOTIC FROM SUCH DISEASES AS ARE NOTIFIED (RED).

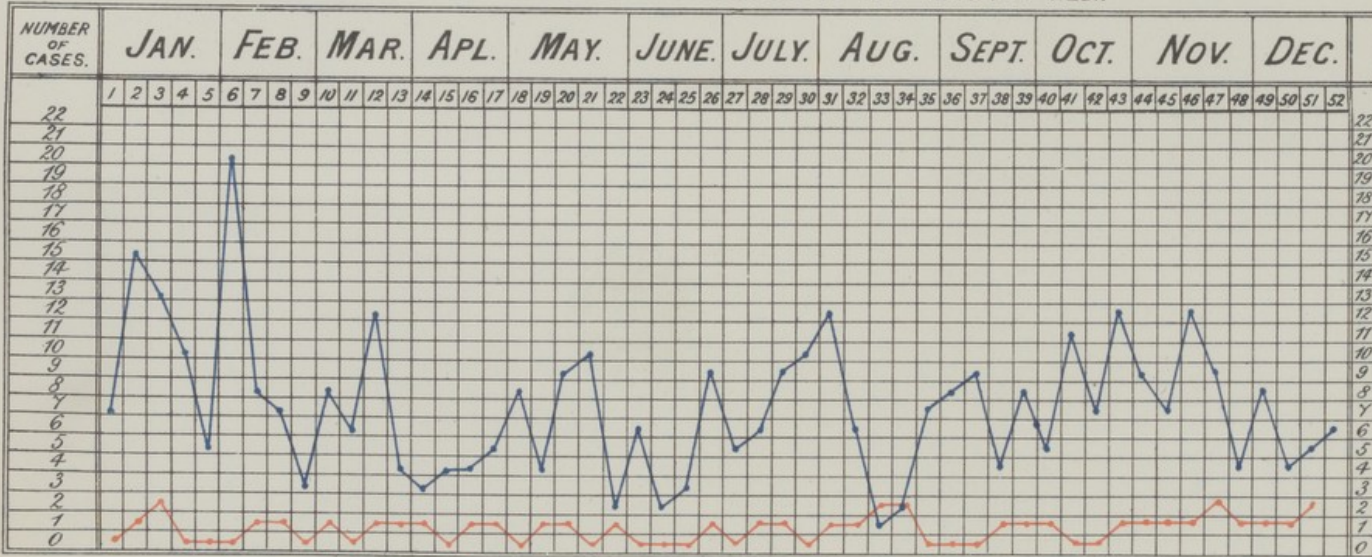
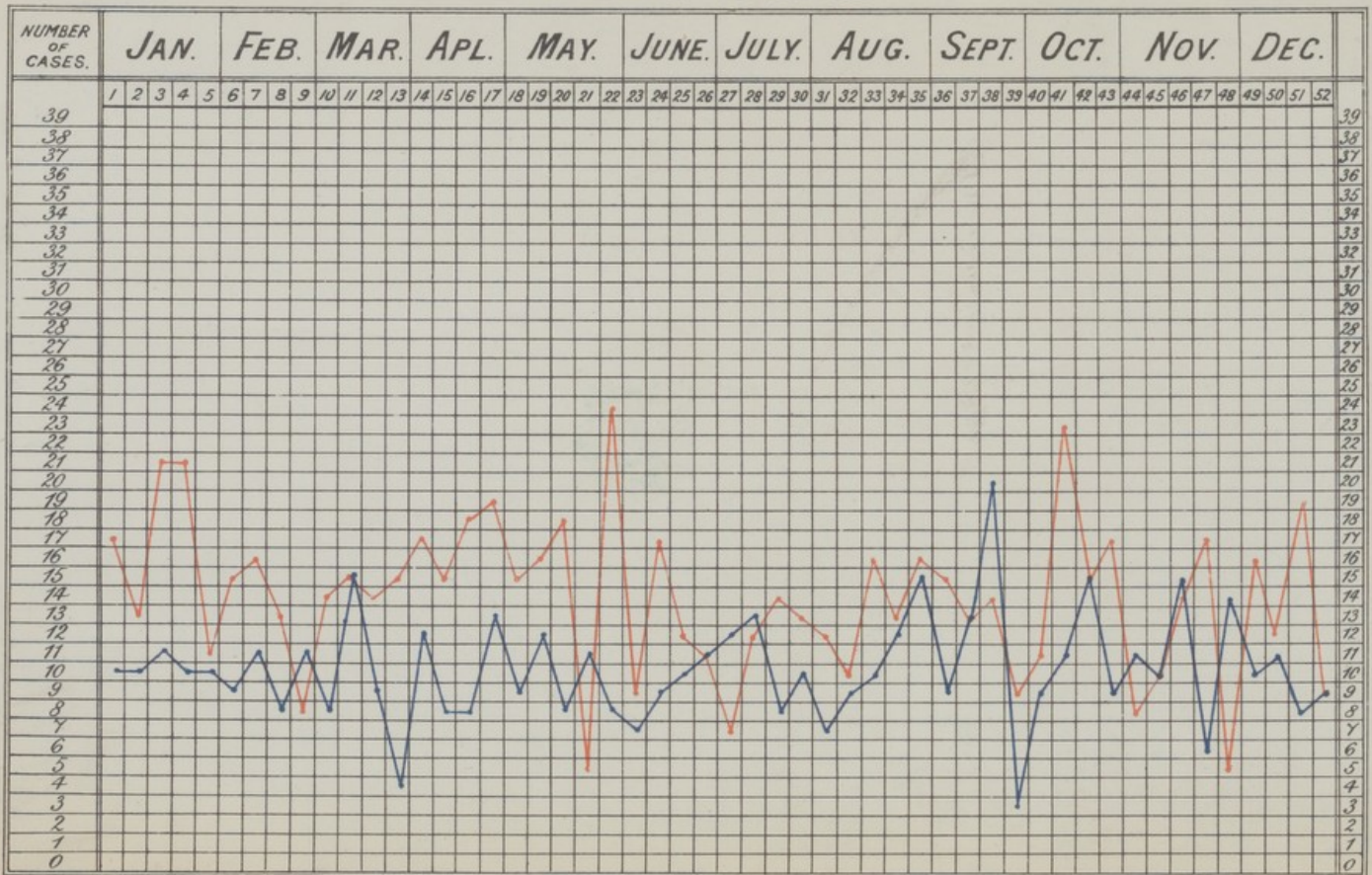




CHART V.

NUMBER OF BIRTHS IN THE DOCKYARD (BLUE) AND ARSENAL (RED) DISTRICTS REGISTERED WEEKLY DURING THE YEAR 1899



1007

