

Report on the sanitary condition of the Borough of Bermondsey for the year 1942.

Contributors

Bermondsey (London, England). Metropolitan Borough.
Connan, D. M.

Publication/Creation

London : Ash, 1943.

Persistent URL

<https://wellcomecollection.org/works/bbyg2jnv>

License and attribution


You have permission to make copies of this work under a Creative Commons, Attribution, Non-commercial license.


Non-commercial use includes private study, academic research, teaching, and other activities that are not primarily intended for, or directed towards, commercial advantage or private monetary compensation. See the Legal Code for further information.

Image source should be attributed as specified in the full catalogue record. If no source is given the image should be attributed to Wellcome Collection.



Wellcome Collection
183 Euston Road
London NW1 2BE UK
T +44 (0)20 7611 8722
E library@wellcomecollection.org
<https://wellcomecollection.org>





2. 10


AG 4378
C m

BER 55

Borough of



Bermondsey



REPORT
ON THE
SANITARY CONDITION
OF THE
BOROUGH OF BERMONDSEY

For the Year


1942

BY

D. M. CONNAN, M.D., D.P.H.,

Medical Officer of Health

65982



REPORT

SANITARY CONDITION

BOROUGH OF BERNMONDSEY

1942

DR. J. H. CONNOR, M.D., D.P.H.

Health Officer

Borough of



Bermondsey

REPORT

ON THE

SANITARY CONDITION

OF THE

BOROUGH OF BERMONDSEY

For the Year

1942

BY

D. M. CONNAN, M.D., D.P.H.,

Medical Officer of Health



(2)

TABLE OF CONTENTS

PUBLIC HEALTH DEPARTMENT—

	PAGE
Public Health Committee	4
Maternity and Child Welfare Committee	4
Staff	5

VITAL STATISTICS—

Area	8
Population	8
Births	8
Deaths	9
Marriages	9
Infantile Mortality Rates	10
Deaths from Tuberculosis	10
Vital Statistics of District	11
Causes of Death	12
Infantile Mortality, Causes of Deaths	14

INFECTIOUS DISEASES—

Diseases Notifiable	15
Diphtheria Prevention	15
Disinfection	16
Cleansing Station.....	16
Bacteriological Laboratory	17
Food Poisoning	17
Insulin for Diabetic Patients	17
Nursing	18
Cases Notified in 1942	19
Cases Notified for last ten years	20

TUBERCULOSIS—

New Cases and Deaths	21
Period between Notifications and Deaths	21
Nursing, Extra Nourishment and Shelters	22
Lady Almoner	22
Work of the Tuberculosis Dispensary	23
Summary of Notifications	24
Cases on the Register	25

LIGHT TREATMENT, ELECTRO-THERAPY AND MASSAGE—

Work done in the Solarium	26
---------------------------------	----

MATERNITY AND CHILD WELFARE—	PAGE
Fairby Grange Convalescent Home	27
Child Life Protection	27
Home Helps	27
Work of the Health Visitors	28
Attendances at Centres	29
Extracts from Vital Statistics, 1942	30
DENTAL TREATMENT—	
Particulars of Children Treated.....	31
Particulars of Treatment and Work for 1942	32
CONSULTATION AND OTHER CLINICS—	
X-ray Department	33
Post-Natal and Special Clinics for Women	34
Heart Clinic	34
Ophthalmic Clinic	35
Foot Clinic	35
PROPAGANDA	36
SANITARY ADMINISTRATION—	
Housing	37
Housing Act, 1936—Overcrowding	37
Eradication of Bed Bugs.....	37
Inspections and Proceedings	37
Work of the District Inspectors.....	40
Factories and Workshops—Homework.....	41
Factories and Workshops—Inspections	42
Bakehouses	43
House, Trade and Market Refuse	43
Offensive Trades	43
Mortuary	43
Street Markets	44
Drainage Work	44
Work of Factories and Shops Inspector	44
FOOD CONTROL—	
Imported Food Regulations—Samples taken	45
Unsound Food—Shops and Stalls	45
Milk Premises	46
Milk Licences	46
Milk Sampling	46
Pharmacy and Poisons Act, 1933	46
Food and Drugs—Samples Taken	47
Food and Drugs—Prosecutions.....	48
Unsound Food—Wharves, etc.	49
Work of the Wharves and Food Inspectors	50
HEALTH SERVICES	51

PUBLIC HEALTH DEPARTMENT

PUBLIC HEALTH COMMITTEE, 1942.

Chairman	Councillor E. J. GIBSON	1941-42, 1942-3
Vice-Chairman	„	S. R. WEIGHTMAN		1941-42, 1942-3
Alderman	Mrs. L. M. Brown.	Councillor	C. J. Lee.	
„	M. Mahoney.	„	G. Loveland.	
Councillor	H. A. Beal.	„	Mrs. M. F. Lowery.	
„	Mrs. E. V. Coyle.	„	Mrs. A. E. Martin.	
„	Mrs. M. Cushing.	„	Mrs. W. L. Miller.	
„	A. M. Downing.	„	Mrs. F. A. Powell.	
„	Mrs. L. A. Glasson.	„	Mrs. J. V. Snowdon.	
„	Mrs. F. Humphreys.	„	A. E. Winch.	
„	A. V. Kidd.			

Ex-officio.

Councillor A. C. STARR, *J.P.*, *L.C.C.*, Mayor of Bermondsey,
1941-42, 1942-3.

MATERNITY AND CHILD WELFARE COMMITTEE, 1942.

Chairman	Alderman Mrs. L. JONES,	1941-42, 1942-3.
Vice-Chairman	Councillor	Mrs. F. A. POWELL,	1941-42, 1942-3.
Alderman	Mrs. L. M. Brown.	Councillor	Mrs. F. Humphreys.
„	Rev. L. Davison, <i>L.C.C.</i>	„	Mrs. R. E. Laker.
Councillor	D. Bradley.	„	Mrs. M. F. Lowery.
„	Mrs. M. Cushing.	„	Mrs. W. L. Miller.
„	E. J. Gibson.	„	Mrs. K. Potter.
„	Mrs. L. A. Glasson.	„	Mrs. J. V. Snowdon.

Co-opted Members.

Mrs. L. J. Benwell.	Mrs. A. M. Hatcher.
Mrs. I. F. Davison.	Mrs. A. P. Henley.
Mrs. D. Downing.	Mrs. D. Topley.

Ex-officio.

Councillor A. C. STARR, *J.P.*, *L.C.C.*, Mayor of Bermondsey,
1941-42, 1942-3.

STAFF:**MEDICAL OFFICER OF HEALTH.**

D. M. Connan, M.D., B.S. (Lond.), M.R.C.S., L.R.C.P., D.P.H.

SANITARY INSPECTORS :

J. G. Frankson, Senior Inspector.
 G. F. J. Toll, Wharves and Food Inspector.
 H. E. Butcher, Wharves and Food Inspector.
 W. C. Tapsfield, Wharves and Food Inspector.
 F. L. Richardson, Drainage and Markets Inspector.
 H. J. Bailey, Food and Drugs Inspector.
 W. A. Campbell, Factories and Shops Inspector.

District Inspectors.

F. J. Carpenter.	W. A. Pilson.
A. W. Hancock.	O. W. R. Smart.
L. T. Knott.	W. F. Smith.

Flora Mercer.

TUBERCULOSIS DISPENSARY.

Deputy Medical Officer of Health and Clinical Tuberculosis Officer—

C. H. C. Toussaint, M.R.C.S., L.R.C.P., D.P.H.

Assistant Medical Officer and Assistant Tuberculosis Officer—

*H. T. Levi, M.B., Ch.B.

Tuberculosis Nurse—Celia Clapson.

LADY ALMONER.

Florence Child.

LIGHT TREATMENT CENTRE.

Medical Officer in Charge—Florence L. Telfer, M.D., D.M.R.E.

Nurse in Charge—Mrs. Dorothy Cottier.

Solarium Nurses—Estelle Jagôt, Muriel Coleby, Mrs. Joyce Turner
 and Helen Failles.

MATERNITY AND CHILD WELFARE.

Assistant Medical Officers for Maternity and Child Welfare—

Florence L. Telfer, M.D., D.M.R.E.

Aileen A. Nicol, M.B., Ch.B., D.P.H.

Health Visitors.

Barbara Anderson.	Phyllis Hesketh.	Edith Riley.
Avis Baird.	Elizabeth Lawrence.	Florence Robson.
Sarah Bowles.	Olive Oram.	Isabel White.
Lucy Brown.	Kathleen Parry.	
Edith Crundwell.	Gwendolen Riches.	

FAIRBY GRANGE CONVALESCENT HOME.

Matron—Ann O'Meara.

Sister—Gladys Coleby.

* *At present serving in H.M. Forces.*

POST-NATAL AND SPECIAL CLINICS FOR WOMEN.

Consultant Gynæcologist—Gladys Dodds, M.D., D.P.H., M.R.C.O.G.,
F.R.C.S. (Eng.).

OPHTHALMIC CLINIC.

Consultant Ophthalmic Surgeon—Victoria E. Brander, M.B., Ch.B.,
D.P.H., D.O.M.S.

X-RAY SECTION.

Radiologist—Florence L. Telfer, M.D., D.M.R.E.

Radiographer—C. F. Lumley.

DENTAL DEPARTMENT.

Municipal Dental Surgeon—Grantley Smith, L.M.S.S.A., H.D.D.,
R.C.S. (Edin.), L.D.S., R.C.S. (Eng.).

Assistant Dental Surgeon—W. H. Shapland, L.D.S., R.C.S. (Eng.).

Dental Nurses—Mrs. Daisy Hodgson and Winifred Lander.

Prosthetic Assistants—G. W. Clarke, W. B. Monger and T. H. Baggott.

FOOT CLINIC.

Chiropodists—Ethel Cook, Mrs. Florence Rock, Mary Bradley,
and E. F. Part.

PUBLIC ANALYST.

A. Prideaux Davson, A.R.C.Sc., F.I.C., F.C.S.

PROPAGANDA AND ADMINISTRATIVE OFFICER.

H. W. Bush, F.I.P.A., M.R.I.P.H.H.

CLERICAL STAFF.

F. W. Smith, Chief Clerk.	*H. D. White, General Clerk.
C. W. Whye, General Clerk.	*J. L. Springett, General Clerk.
*F. R. Parker, General Clerk.	*F. H. Mummery, General Clerk.
J. A. Blake, General Clerk.	Mrs. Joyce Sharp, General Clerk.
J. F. M. Brooker, General Clerk.	*S. R. Weightman, General Clerk.
H. J. Smith, General Clerk.	Nellie Simms, Junior Clerk.
C. H. Harris, General Clerk.	*A. E. Gambrell, Junior Clerk.
*J. W. J. Saward, General Clerk.	J. T. Bryant, Junior Clerk
Alice Jones, General Clerk.	(commenced January, 1942).
*F. Cornwell, General Clerk.	

DISINFECTING AND CLEANSING STATION.

A. Manning, Supervisor.

PUBLIC HEALTH DEPARTMENT,**MUNICIPAL OFFICES,**

SPA ROAD, S.E.16.

* At present serving in H.M. Forces.

Borough of Bermondsey.

ANNUAL REPORT

OF THE

MEDICAL OFFICER OF HEALTH.

*To the Mayor, Aldermen and Councillors of the Borough of
Bermondsey.*

Sir, Ladies and Gentlemen,

I have the honour to submit my Annual Report for the year 1942, which takes the form of a limited statistical summary. The work of the department has proceeded smoothly during the year, and the Committees have met with their usual frequency, and I am grateful to the Committees, and especially to the Chairmen, for their courtesy and support.

I am, Sir, Ladies and Gentlemen,

Your obedient Servant,

D. M. CONNAN.

I.—VITAL STATISTICS.

AREA.

The area of the borough (exclusive of area covered by water) is 1,336 acres.

POPULATION.

Census		Estimate of Registrar-General	
1921	1931	to 30th June, 1941	to 30th June, 1942
119,452	111,542	44,220	*

* Not available for publication.

BIRTHS.

The total number of births belonging to the borough registered during 1942 was 814, consisting of 416 males and 398 females. The number for 1941 was 756.

DEATHS.

The total number of deaths belonging to the borough registered during 1942 was 673, consisting of 394 males and 279 females. The number for 1941 was 1,047.

MARRIAGES.

The total number of marriages in the borough in 1942 was 666, being 59 below the number for 1941, and 353 below the average for the last 10 years.

The figures have been supplied by the Superintendent Registrar.

Year	No.	Rate
1932	936	17·00
1933	1,007	18·77
1934	1,050	19·91
1935	1,027	20·00
1936	970	19·32
1937	1,090	22·07
1938	941	19·32
1939	1,258	26·35
1940	1,186	33·13
1941	725	32·79
Average for years 1932—1941	1,019	22·87
1942	666	*

* Not available for publication.

INFANTILE MORTALITY.

Year	Whole Borough		London	
	No. of Deaths	Rate per 1,000 Births	No. of Deaths	Rate per 1,000 Births
1932	103	56	4,143	67
1933	92	61	3,377	60
1934	100	64	3,832	67
1935	103	69	3,229	58
1936	92	60	3,691	66
1937	84	59	3,309	60
1938	65	45	3,130	57
1939	45	37	2,409	47
1940	40	35	2,062	48
1941	32	61	1,543	57
Average for years 1932-1941	76	55	3,072	59
1942	38	47	*	*

TUBERCULOSIS OF THE RESPIRATORY SYSTEM.

In the following Table will be found particulars of deaths from Tuberculosis of the Respiratory System since the year 1932.

Sub-District	Bermondsey	Rotherhithe	St. Olave	Whole Borough		London	
Year	No.	No.	No.	No.	Rate	No.	Rate
1932.. ..	71	34	11	116	1.05	3564	0.82
1933.. ..	68	23	8	99	0.92	3530	0.82
1934.. ..	64	22	4	90	0.86	3227	0.76
1935.. ..	70	23	5	98	0.95	2847	0.68
1936.. ..	51	22	6	79	0.79	2848	0.69
1937.. ..	63	22	2	87	0.89	2888	0.71
1938.. ..	42	23	1	66	0.68	2590	0.64
1939.. ..	38	21	6	65	0.72	2650	0.70
1940.. ..	43	21	4	68	0.95	2687	0.87
1941.. ..	34	17	1	52	1.18	2552	1.10
Averages for years 1932-1941 ..	54	23	5	82	0.90	2938	0.78
1942.. ..	34	13	1	48	*	*	*

* Not available for publication.

VITAL STATISTICS OF WHOLE DISTRICT DURING 1942 AND PREVIOUS YEARS.

Year	Population estimated to Middle of each Year	Births		Total Deaths registered in the District				Total Deaths in Public Institutions in the District	Deaths of Non-Residents registered in Public Institutions, etc., in the District	Deaths of Residents registered in Public Institutions etc. beyond the District	Net Deaths at all Ages belonging to the District	
		No.	Rate	Under 1 Year of Age		At all Ages					No.	Rate
				No.	Rate per 1,000 Births registered	No.	Rate					
1	2	3	4	5	6	7	8	9	10	11	12	13
1932	110,100	1,831	16·6	81	44	1,147	10·4	689	189	368	1,326	12·0
1933	107,300	1,500	14·0	72	48	1,216	11·3	720	215	339	1,340	12·5
1934	105,060	1,557	14·8	77	49	1,223	11·6	784	229	310	1,304	12·4
1935	102,700	1,487	14·5	99	67	1,142	11·1	756	255	314	1,201	11·7
1936	100,400	1,545	15·4	76	49	1,136	11·3	723	175	328	1,289	12·8
1937	98,790	1,421	14·4	61	43	1,148	11·6	741	245	309	1,212	12·3
1938	97,420	1,439	14·8	60	42	1,002	10·3	488	201	271	1,072	11·0
1939	*95,500	1,275	13·4	40	31	968	10·7	445	201	243	1,010	11·2
1940	†90,210	1,232	17·2	35	28	1,483	20·7	829	304	373	1,551	21·7
1941	44,220	756	17·1	23	44	874	19·8	569	259	432	1,047	23·7
Averages for years 1932-1941	93,308	1,404	15·2	62	44	1,134	12·9	674	227	329	1,235	14·1
1942	†	814	†	36	44	673	†	520	285	285	673	†

* For calculation of Birth Rate.

† Not available for publication.

‡ For calculation of Death Rate.

CAUSES OF, AND AGES AT, DEATHS DURING THE YEAR 1942.

Causes of Death		Deaths at the subjoined ages of " Residents " whether occurring in or beyond the District.								
		All Ages	Under 1	1 and under 2	2 and under 5	5 and under 15	15 and under 25	25 and under 45	45 and under 65	65 and up-wards
All Causes	{ Certified Uncertified	673 —	38 —	4 —	9 —	9 —	31 —	57 —	191 —	334 —
Typhoid and Paratyphoid Fever		—	—	—	—	—	—	—	—	—
Cerebro-spinal Fever		—	—	—	—	—	—	—	—	—
Scarlet Fever		—	—	—	—	—	—	—	—	—
Whooping Cough		—	—	—	—	—	—	—	—	—
Diphtheria		1	—	—	1	—	—	—	—	—
Tuberculosis of Respiratory System.. ..		48	—	1	—	—	9	16	16	6
Tuberculous—other forms.. .. .		5	—	—	—	—	4	—	1	—
Syphilitic Disease		8	—	—	—	—	—	—	5	3
Influenza		3	—	1	—	1	—	—	—	1
Measles		—	—	—	—	—	—	—	—	—
Acute Poliomyelitis and Polioencephalitis ..		—	—	—	—	—	—	—	—	—
Acute Infectious Encephalitis		—	—	—	—	—	—	—	—	—
Cancer of Buccal Cavity and Œsophagus (Males only)		10	—	—	—	—	—	—	2	8
Cancer of Uterus		4	—	—	—	—	—	1	1	2
Cancer of Stomach and Duodenum		17	—	—	—	—	—	2	9	6
Cancer of Breast		10	—	—	—	—	—	1	7	2
Cancer of all other sites		58	—	—	1	—	—	3	25	29
Diabetes		3	—	—	—	—	—	—	—	3
Intra-cranial Vascular Lesions		65	1	—	—	—	1	2	20	41

CAUSES OF, AND AGES AT, DEATHS DURING THE YEAR 1942—continued.

Causes of Death	Deaths at the subjoined ages of "Residents" whether occurring in or beyond the district.								
	All Ages	Under 1	1 and under 2	2 and under 5	5 and under 15	15 and under 25	25 and under 45	45 and under 65	65 and upwards
Heart Disease	141	—	—	—	—	2	8	30	101
Other Diseases of the Circulatory System ..	19	—	—	—	—	—	—	3	16
Bronchitis	45	2	—	—	—	—	1	17	25
Pneumonia	45	4	1	1	—	2	2	10	25
Other Respiratory Diseases	6	—	—	1	—	1	1	1	2
Ulceration of the Stomach or Duodenum ..	9	—	—	—	—	—	1	7	1
Diarrhoea (under 2 years of age)	7	6	1	—	—	—	—	—	—
Appendicitis	4	—	—	1	—	2	—	1	—
Other Digestive Diseases	20	—	—	2	1	—	1	8	8
Nephritis	30	—	—	—	—	1	4	5	20
Puerperal and Post-abortive Sepsis	1	—	—	—	—	—	—	1	—
Other Maternal Causes	—	—	—	—	—	—	—	—	—
Premature Births	9	9	—	—	—	—	—	—	—
Congenital Malformations, Birth Injury, Infantile Diseases	14	10	—	1	1	—	1	1	—
Suicide	3	—	—	—	—	—	—	3	—
Road Traffic Accidents	8	—	—	—	2	—	1	2	3
Other Violent Causes	33	2	—	1	2	2	6	9	11
All Other Causes	47	4	—	—	2	7	6	7	21
	673	38	4	9	9	31	57	191	334

INFANTILE MORTALITY.

Deaths from Stated Causes at Various Ages under One Year of Age, 1942.

Cause of Death	Under 1 week	1—2 weeks	2—3 weeks	3—4 weeks	Total under 1 month	1—3 months	3—6 months	6—9 months	9—12 months	Total under 1 year
Measles	—	—	—	—	—	—	—	—	—	—
Scarlet Fever	—	—	—	—	—	—	—	—	—	—
Whooping Cough	—	—	—	—	—	—	—	—	—	—
Diphtheria	—	—	—	—	—	—	—	—	—	—
Influenza	—	—	—	—	—	—	—	—	—	—
Cerebro-spinal Meningitis	—	—	—	—	—	—	—	—	—	—
Tuberculous Meningitis	—	—	—	—	—	—	—	—	—	—
Other Forms of Meningitis	—	—	—	—	—	1	1	—	—	2
Tuberculosis of Respiratory System	—	—	—	—	—	—	—	—	—	—
Other Tuberculous Diseases	—	—	—	—	—	—	—	—	—	—
Syphilis	—	—	—	—	—	—	—	—	—	—
Bronchitis	—	—	1	—	1	1	—	—	—	2
Pneumonia (all forms)	—	—	—	—	—	1	2	1	—	4
Other Respiratory Diseases	—	—	—	—	—	—	—	—	—	—
Diarrhoea and Enteritis	—	—	—	—	—	2	4	—	—	6
Congenital Debility and Malformation, Premature Birth	10	2	1	—	13	1	—	2	—	16
Injury at Birth	2	—	—	—	2	—	—	—	—	2
Other Causes	3	—	—	—	3	1	1	1	—	6
Totals	15	2	2	—	19	7	8	4	—	38

II.—INFECTIOUS DISEASES.

The following diseases are notifiable :—

Anthrax	Acute Polioencephalitis
Acute Poliomyelitis	Acute Primary Pneumonia
Acute Influenzal Pneumonia	Cholera
Cerebro-Spinal Meningitis	Continued Fever
Diphtheria	Dysentery
Enteric Fever and Typhoid	Encephalitis Lethargica
Fever	Erysipelas
Glanders	Hydrophobia in Man
Malaria	Measles
Membranous Croup	Ophthalmia Neonatorum
Plague	Puerperal Pyrexia
Puerperal Fever	Scarlet Fever and Scarlatina
Relapsing Fever	Typhus
Small-pox	Whooping Cough
Tuberculosis—all forms	

DIPHTHERIA PREVENTION.

The appended table shows the attendances at the Schick Clinics during the year.

Clinic	No. of Sessions	No. of New Patients	Total Attendances
Public Health Centre, Grange Road	83	1,057	3,231
L.C.C. Schools	41	342	622
Totals ..	124	1,399	3,853

DISINFECTION.

The figures showing the work done in the disinfecting station are set out below.

Beds	1,215	Pillows (cases)	2,713
Blankets	8,756	Quilts	2,130
Bolsters	935	Sheets	2,680
„ (cases)	491	Furniture	103
Books	2,703	Miscellaneous	4,442
Cushions	577	Verminous Clothing	846
Mattresses	24	„ Bedding	1,762
Overlays	2,791	Scabies, Clothing	18,897
Pillows	4,330		

15,466 new tabs were used to replace those taken off mattresses, palliasses, and cushions before disinfection.

Number of rooms disinfected	1,122
Number of air raid shelters disinfected	17

Number of mattresses and other articles destroyed	180
Furniture, Floorcloth, etc., destroyed	61 Loads

CLEANSING STATION.

Verminous persons cleansed	Adult Females	78
	Adult Males	92
	Children	1,515

Persons treated for Scabies :—				Number treated	Number of baths given
Adult Females				678	1,858
Adult Males				398	1,533
Children, Females (School Age)				583	3,488
Children, Males („ „)				495	2,570
Children, Females (Under School Age)				145	438
Children, Males („ „ „)				143	407

BACTERIOLOGICAL LABORATORY.

The work done in the Laboratory during the year is set out in the appended table.

Examined for	Total Examina- tions		Results of Examination			
			Positive		Negative	
	1941	1942	1941	1942	1941	1942
Diphtheria (specimens taken by Medical Officer of Health ..	17	355	—	1	17	354
Ditto (taken by general practitioners)	427	256	20	8	407	248
Diphtheria (total specimens taken)	444	611	20	9	424	602
Phthisis	194	339	38	69	156	270
Various	28	13	1	1	27	12
Total specimens taken	666	963	59	79	607	884

FOOD POISONING.

Eleven cases of Food Poisoning were notified to me during the year under The Public Health (London) Act, 1936, Section 182.

INSULIN FOR DIABETIC PATIENTS.

Twenty-two patients have been supplied during the year as compared with twenty-four patients in 1941. (The Public Health (London) Act, 1936, Section 227.)

NURSING.

The following table shows the number of patients nursed under the Council's Scheme.

Disease	St. Olave's District Nursing Association		Rotherhithe Queen's Nursing Association		Totals whole Borough	
	Cases	Visits	Cases	Visits	Cases	Visits
Pneumonia	31	472	7	123	38	595
Broncho-pneumonia ..	1	33	1	10	2	43
Bronchitis	5	57	2	13	7	70
Influenza	33	382	2	45	35	427
Measles	69	736	32	276	101	1,012
Whooping Cough ..	3	42	1	6	4	48
Tuberculosis :—						
(a) Respiratory System	20	1,175	10	229	30	1,404
(b) Other Forms ..	—	—	—	—	—	—
Puerperal Pyrexia ..	—	—	—	—	—	—
Puerperal Fever ..	—	—	—	—	—	—
Pregnancy and Labour ..	37	511	5	46	42	557
Diseases of the Digestive System	16	99	6	32	22	131
Infantile Diarrhœa (under 2 years)	1	3	1	9	2	12
Discharging Ears ..	1	17	—	—	1	17
Discharging Eyes ..	7	119	2	20	9	139
Post-operative cases :—						
(a) Tonsils & Adenoids	—	—	—	—	—	—
(b) Other cases ..	—	—	—	—	—	—
Other diseases	23	274	8	71	31	345
Totals	247	3,920	77	880	324	4,800

CASES OF INFECTIOUS DISEASE NOTIFIED DURING THE YEAR 1942.

NOTIFIABLE DISEASE	NUMBER OF CASES NOTIFIED												BERMONDSEY							ROTHERHITHE				ST. OLAVE				Total Cases removed to Hospital
	At all Ages	At Ages—Year											1	2	3	4	5	6	Total	1	2	3	Total	St. John	St. Olave	St. Thomas	Total	
		0 to 1	1 to 5	5 to 10	10 to 15	15 to 20	20 to 25	25 to 35	35 to 45	45 to 55	55 to 65	65 & upwards																
Diphtheria (including Membranous Croup)	72	1	21	31	12	5	1	1	—	—	—	—	7	12	7	7	4	3	40	8	10	12	30	1	1	—	2	72
Erysipelas	39	1	1	—	—	2	1	8	8	12	4	2	4	1	8	8	5	2	28	4	2	4	10	1	—	—	1	7
Scarlet Fever ..	128	4	60	44	15	1	1	1	1	—	—	1	28	15	13	13	11	—	80	14	17	8	39	4	4	1	9	124
Cerebro-Spinal Meningitis	2	—	—	—	—	—	—	2	—	—	—	—	—	1	—	—	—	1	2	—	—	—	—	—	—	—	—	2
Anthrax	1	—	—	—	—	—	—	1	—	—	—	—	1	—	—	—	—	—	1	—	—	—	—	—	—	—	—	1
Malaria (induced) ..	1	—	—	—	—	—	—	—	—	—	1	—	—	—	—	1	—	—	1	—	—	—	—	—	—	—	—	—
Ophthalmia Neonatorum	1	1	—	—	—	—	—	—	—	—	—	—	—	1	—	—	—	—	1	—	—	—	—	—	—	—	—	—
Enteric Fever	2	—	1	—	1	—	—	—	—	—	—	—	—	—	1	—	1	—	2	—	—	—	—	—	—	—	—	2
Dysentery	7	—	2	2	—	—	—	—	1	2	—	—	—	1	1	2	—	—	4	—	1	2	3	—	—	—	—	5
Pneumonia (Acute Primary and Acute Influenzal) ..	55	4	15	5	3	2	4	7	2	4	7	2	5	4	11	14	4	2	40	3	6	3	12	1	1	1	3	10
Whooping Cough ..	93	11	64	17	—	1	—	—	—	—	—	—	9	11	5	10	7	6	48	16	12	7	35	5	4	1	10	27
Measles	600	31	303	259	6	—	1	—	—	—	—	—	60	50	66	52	72	19	319	88	109	55	252	16	12	1	29	165
Tuberculosis—Respiratory System	100	—	1	2	4	23	19	14	9	11	10	7	18	6	14	8	8	6	60	17	9	9	35	2	1	2	5	—
Other forms of Tuberculosis	19	1	2	3	1	4	4	3	1	—	—	—	5	2	4	—	2	3	16	1	1	—	2	1	—	—	1	—
Totals ..	1120	54	470	363	42	38	31	37	22	29	22	12	137	104	130	115	114	42	642	151	167	100	418	31	23	6	60	415

CASES OF INFECTIOUS DISEASE NOTIFIED DURING THE YEARS 1933-1942.

Notifiable Disease.	1933	1934	1935	1936	1937	1938	1939	1940	1941	1942
Small Pox	21	7	—	—	—	—	—	—	—	—
Diphtheria (including Membranous Croup)	386	372	273	207	167	187	135	56	89	72
Erysipelas	68	73	53	39	28	57	35	43	48	39
Scarlet Fever	640	597	367	266	167	200	112	243	75	128
Cerebro-Spinal Meningitis ..	4	2	2	4	10	3	8	29	18	2
Acute Polio-Myelitis and Acute Polio-Encephalitis	1	—	—	—	1	1	7	—	3	—
Ophthalmia Neonatorum	7	6	5	6	1	10	5	2	—	1
Anthrax	—	1	—	—	1	1	1	—	—	1
Enteric Fever	2	2	3	15	5	2	—	2	1	2
Puerperal Fever	6	2	3	6	1	1	—	2	1	—
Puerperal Pyrexia	24	13	19	9	13	10	9	11	3	—
Encephalitis Lethargica	—	2	—	2	—	—	—	—	—	—
Dysentery	1	—	3	1	43	26	2	6	11	7
Malaria	—	—	—	—	—	—	—	—	2	—
Malaria (Induced)	—	—	—	—	—	—	2	—	—	1
Pneumonia (Acute Primary and Acute Influenzal)	136	121	113	125	170	112	121	104	99	55
Whooping Cough	—	—	—	103	275	101	383	25	274	93
Measles	—	—	—	7	85	889	39	229	381	600
Tuberculosis— Respiratory System	182	141	129	142	147	112	94	97	106	100
Other forms of Tuberculosis ..	34	32	34	34	31	18	20	6	9	19
Totals	1,512	1,371	1,004	966	1,145	1,730	973	855	1,120	1,120

III.—TUBERCULOSIS.

In Table I are set out particulars of new cases and deaths during the year, and Table II shows the period elapsing between notification and death.

TABLE I.
TUBERCULOSIS, 1942—NEW CASES AND DEATHS.

AGE PERIODS			NEW CASES				DEATHS			
			Pulmonary		Non-Pulmonary		Pulmonary		Non-Pulmonary	
			M.	F.	M.	F.	M.	F.	M.	F.
0	—	—	1	1	—	—	—	—
1	—	1	—	2	—	1	—	—
5	1	2	2	2	—	—	—	—
10	—	5	1	—	—	—	—	—
15	13	13	3	2	3	3	1	—
20	3	19	3	4	1	2	1	2
25	13	9	1	2	4	5	—	—
35	8	1	—	1	6	1	—	—
45	12	2	—	—	9	1	—	—
55	10	1	—	1	5	1	—	1
65 and upwards			5	3	—	—	4	2	—	—
			65	56	11	15	32	16	2	3

TABLE II.
TUBERCULOSIS, 1942—PERIOD BETWEEN NOTIFICATION AND DEATH.

Period Between Notification and Death	Respiratory System				Other Forms			
	Males	Females	Total	Percentage of Total Deaths	Males	Females	Total	Percentage of Total Deaths
Not notified	4	3	7	14·58	—	2	2	40·00
0-1 month	7	—	7	14·58	—	1	1	20·00
1-3 months	3	2	5	10·42	1	—	1	20·00
3-6 months	3	5	8	16·67	—	—	—	—
6-12 months	2	2	4	8·33	—	—	—	—
1-2 years ..	5	1	6	12·50	1	—	1	20·00
2-5 years ..	4	1	5	10·42	—	—	—	—
Over 5 years	4	2	6	12·50	—	—	—	—
Totals ..	32	16	48	100·00	2	3	5	100·00

NURSING, EXTRA NOURISHMENT AND SHELTERS.

As in previous years the District Nurses have been asked to visit many of our patients who are suffering from Tuberculosis, and are being treated at home; 1,404 visits were paid by the nurses in 1942. A limited provision is made for the supply of extra nourishment to tuberculous persons, and this usually takes the form of eggs and milk; 74 patients received help in this way during the year. The scheme for the provision of shelters has been continued, and 2 shelters are at present in use.

LADY ALMONER.

The Lady Almoner has a variety of duties which are concerned chiefly in the after-care of tuberculous patients. She arranges for assistance to be given to patients in a number of different ways, as for instance in the supply of extra nourishment, the provision of beds, bedsteads and nursing utensils. In a few cases she has been able to arrange for a period of rest in a convalescent home, or for a country holiday in the case of exhausted mothers. She regularly visits the homes of patients who are undergoing treatment in sanatoria in order to keep the relatives informed as to the patients' progress, and to see that proper provision is made for the patients' return. In addition to these duties the Lady Almoner acts as Child Protection Visitor under Part XIII of the Public Health (London) Act, 1936.

RETURN SHOWING THE WORK OF THE DISPENSARY DURING THE YEAR 1942.

DIAGNOSIS	PULMONARY				NON-PULMONARY				TOTAL				GRAND TOTAL	
	Adults		Children		Adults		Children		Adults		Children			
	M.	F.	M.	F.	M.	F.	M.	F.	M.	F.	M.	F.		
A.—NEW CASES examined during the year (excluding contacts):—														
(a) Definitely tuberculous	38	37	2	2	5	4	2	2	43	41	4	4	92	
(b) Diagnosis not completed	—	—	—	—	—	—	—	—	—	—	2	3	5	
(c) Non-tuberculous	—	—	—	—	—	—	—	—	189	151	23	17	380	
B.—CONTACTS examined during the year:—														
(a) Definitely tuberculous	3	2	—	2	—	—	—	—	3	2	—	2	7	
(b) Diagnosis not completed	—	—	—	—	—	—	—	—	1	4	—	—	5	
(c) Non-tuberculous	—	—	—	—	—	—	—	—	27	81	48	56	212	
C.—CASES written off the Dispensary Register as:—														
(a) Recovered	5	5	1	3	2	5	7	2	7	10	8	5	30	
(b) Non-tuberculous (including any such cases previously diagnosed and entered on the Dispensary Register as tuberculous)	—	—	—	—	—	—	—	—	217	232	72	73	594	
D.—NUMBER OF CASES on Dispensary Register on December 31st:—														
(a) Definitely tuberculous	256	215	30	26	24	26	24	27	280	241	54	53	628	
(b) Diagnosis not completed	—	—	—	—	—	—	—	—	1	4	2	3	10	
1. Number of cases on Dispensary Register on January 1st. 643														
2. Number of cases transferred from other areas and cases returned after discharge under Head 3 in previous years. 6														
3. Number of cases transferred to other areas, cases not desiring further assistance under the scheme, and cases "lost sight of" 64														
4. Cases written off during the year as Dead (all causes) .. . 31														
5. Number of attendances at the Dispensary (including Contacts) 2,587														
6. Number of consultations with medical practitioners:—														
(a) Personal 83														
(b) Other 419														
7. Number of visits by Tuberculosis Officers to homes (including personal consultations) 531														
8. Number of visits by Nurses or Health Visitors to homes for Dispensary purposes *1,180														
9. Number of:—														
(a) Specimens of sputum, etc., examined 339														
(b) X-ray examinations made in connection with Dispensary work 994														
10. Number of "Recovered" cases restored to Dispensary Register, and included in A (a) and A (b) above .. . 1														
11. Number of "T.B. plus" cases on Dispensary Register on December 31st 220														
12. Number of Artificial Pneumothorax Refills 414														

* In addition to these visits 129 visits were made by the Lady Almoner.

PUBLIC HEALTH (TUBERCULOSIS) REGULATIONS, 1930.

Summary of Notifications during the period from the 1st January, 1942, to the 31st December, 1942.

Summary of Notifications during the period 1911-1913														
Age Periods			Formal Notifications											
			Number of Primary Notifications of New Cases of Tuberculosis											Total Notifi- cations
			0 to 1	1 to 5	5 to 10	10 to 15	15 to 20	20 to 25	25 to 35	35 to 45	45 to 55	55 to 65	65 and up- wards	
Pulmonary, Males	—	—	—	—	11	3	8	8	10	9	5	54	61	
„ Females	—	1	2	4	12	16	6	1	1	1	2	46	52	
Non-Pulmonary Males	1	—	2	1	2	2	1	—	—	—	—	9	10	
„ Females	—	2	1	—	2	2	2	1	—	—	—	10	10	

New cases of Tuberculosis coming to the knowledge of the Medical Officer of Health during the above-mentioned period, otherwise than by formal notification :—

Age Periods	0 to 1	1 to 5	5 to 10	10 to 15	15 to 20	20 to 25	25 to 35	35 to 45	45 to 55	55 to 65	65 and up- wards	Total
Pulmonary Males	—	—	1	—	2	—	5	—	2	1	—	11
„ Females	—	—	—	1	1	3	3	—	1	—	1	10
Non-Pulmonary Males	—	—	—	—	1	1	—	—	—	—	—	2
„ Females	1	—	1	—	—	2	—	—	—	1	—	5

**Returns rendered under the PUBLIC HEALTH (TUBERCULOSIS)
REGULATIONS, 1930.**

1st QUARTER, 1942.

	Respiratory System		Other Forms	
	M.	F.	M.	F.
Number of Cases on Register at commencement of Quarter	338	256	78	73
Number of Cases notified during Quarter ..	17	19	2	3
Inward Transfers, Un-notified Deaths, etc.	1	4	1	3
Number of Cases removed from the Register	15	7	1	5
Number of Cases remaining on the Register at end of Quarter	341	272	80	74

2nd QUARTER, 1942.

	Respiratory System		Other Forms	
	M.	F.	M.	F.
Number of Cases on Register at commencement of Quarter	341	272	80	74
Number of Cases notified during Quarter ..	12	8	3	6
Inward Transfers, Un-notified Deaths, etc.	2	—	—	—
Number of Cases removed from the Register	16	17	5	3
Number of Cases remaining on the Register at end of Quarter	339	263	78	77

3rd QUARTER, 1942.

	Respiratory System		Other Forms	
	M.	F.	M.	F.
Number of Cases on Register at commencement of Quarter	339	263	78	77
Number of Cases notified during Quarter ..	10	7	2	1
Inward Transfers, Un-notified Deaths, etc.	3	2	—	1
Number of Cases removed from the Register	17	12	4	2
Number of Cases remaining on the Register at end of Quarter	335	260	76	77

4th QUARTER, 1942.

	Respiratory System		Other Forms	
	M.	F.	M.	F.
Number of Cases on Register at commencement of Quarter	335	260	76	77
Number of Cases notified during Quarter ..	15	12	2	—
Inward Transfers, Un-notified Deaths, etc.	5	4	1	1
Number of Cases removed from the Register	20	13	6	2
Number of Cases remaining on the Register at end of Quarter	335	263	73	76

IV.—LIGHT TREATMENT, ELECTRO-THERAPY AND MASSAGE.

The following table shows the work done in the Solarium during 1942.

Total Number of Attendances	13,524
Number of Treatments	28,047
Massage	4,430
Physical Exercises	695
Medical Electricity	2,000
Diathermy	2,195
Q-Ray Pad	1,051
Mechanical Vibratory Massage	14
Peat Baths	22
Insufflations	61
Local Treatments—						
Radiant Heat	4,791
Ultra Violet Light	1,940
General Ultra Violet Light	8,723
Number of Medical Examinations	1,322
Number of New Cases	483
Number of Discharges	422

V.—MATERNITY AND CHILD WELFARE.

FAIRBY GRANGE CONVALESCENT HOME.

The total number of patients received into the home during the year, including mothers, babies and toddlers, was 246, a slight increase on the figures for 1941.

Number of women admitted	114
Number of babies admitted	44
Number of toddlers admitted	88

CHILD LIFE PROTECTION.

There was only one foster-mother with one child in the borough during the year, and one visit was paid by the visitor.

HOME HELPS.

The number of cases in which home-helps were provided during the year was 44.

HEALTH VISITORS.

The following table shows the work done by the Municipal and Voluntary Centres and Health Visitors during 1942 :—

District	Births Notified	Visits to Infants and Children			Visits to Expectant Mothers		Visits to Cases of Infectious Disease							Unclassified or Special Visits	Attendances at Centres & Clinics	Health Talks
		First Visits	Re-visits		Pri- mary Visits	Re- visits	Puerperal Pyrexia and Fever	Ophthalmia Neonatorum	Measles	Whooping Cough	Tuberculosis	Post-Infectious Disease				
			Under 1 year	1—5 years												
Miss Anderson ..	105	109	596	817	62	148	—	—	105	25	129	—	189	213	—	
Miss Baird ..	34	59	452	433	22	175	—	11	52	34	44	—	319	312	—	
Miss Bowles ..	—	—	—	—	—	—	—	—	—	—	—	—	—	511	—	
Miss Brown ..	7	45	229	392	37	103	3	—	40	2	55	2	212	308	—	
Miss Hesketh ..	55	71	718	745	11	99	—	—	55	6	83	—	376	205	—	
Miss Lawrence ..	28	28	166	293	8	18	—	1	13	5	94	—	347	88	—	
Miss Oram ..	45	50	449	750	26	88	—	—	39	10	121	—	596	184	—	
Miss Parry ..	16	8	68	143	15	23	—	—	9	5	—	—	8	30	—	
Miss Riches ..	33	135	512	1199	81	160	—	—	92	18	98	—	371	181	—	
Miss Riley ..	26	46	318	304	30	64	—	—	64	5	86	—	233	98	—	
Miss Robson ..	77	79	648	1114	48	103	—	2	39	7	95	—	33	127	—	
Miss White ..	25	35	481	1175	28	125	—	15	29	9	86	117	737	150	—	
Miss Williams ..	37	36	223	254	17	62	—	—	13	12	84	—	205	60	—	
Salomon's Centre..	21	51	261	1147	80	41	—	—	16	4	—	—	—	227	—	
Totals ..	509	752	5121	8766	465	1209	3	29	566	142	975	119	3626	2694	—	

ATTENDANCES AT MATERNITY AND CHILD WELFARE CENTRES.

The following table shows attendances at Maternity and Child Welfare Centres during 1942 :—

Name of Centre	Children's Consultations						Ante-natal Clinic				Sewing Class		Gynæcological Clinic		
	No. of Sessions	New Cases		Total Attendances		No. seen by Doctor	No. of Sessions	New Cases	Post-Natal Cases	Total Attendances	No. of Sessions	No. of Attendances	No. of Sessions	New Cases	Total Attendances
		Under 1 year	1-5 years	Under 1 year	1-5 years										
Public Health Centre, Grange Road	155	294	66	4,410	2,323	3,020	77	284	—	1,545	—	—	42	150	401
Community Centre	53	40	10	561	811	939	—	—	—	—	50	341	—	—	—
Bermondsey Gospel Mission ..	45	66	6	954	651	1,101	—	—	—	—	—	—	—	—	—
Fulford Street ..	78	125	21	1,654	863	1,751	39	125	—	784	—	—	—	—	—
Rotherhithe Town Hall ..	28	51	10	852	353	690	15	77	—	417	—	—	—	—	—
Central Hall ..	102	125	15	1,768	894	1,977	—	—	—	—	—	—	—	—	—
Salomon's Centre ..	97	58	36	685	467	441	167	337	—	1,900	—	—	—	—	—
Totals ..	558	759	164	10,884	6,362	9,919	298	823	—	4,646	50	341	42	150	401

EXTRACTS FROM VITAL STATISTICS, 1942.

Births.

Registered—				Total	Males	Females	
Live Births	{	Legitimate	787	406	381	
		Illegitimate	..	27	10	17	
				Total	Males	Females	
Stillbirths	34	19	15	
Rate per 1,000 total (live and still) births				 40

Notified within 36 hours of birth—

(1) Live Births, 478. (2) Stillbirths, 19. (3) Total, 497.

				Total	Males	Females
Deaths	673	394	279

Maternal Deaths.

Deaths from puerperal causes :—				Deaths.	Rate per 1,000 total (live and still) births
Puerperal Sepsis	1	1.18
Other puerperal causes	—	—
Total	1	1.18

Death Rate of Infants under 1 year of age.

All Infants per 1,000 live births	47
Legitimate infants per 1,000 legitimate live births	46
Illegitimate infants per 1,000 illegitimate live births	74

Health Visitors. Visits paid by Health Visitors during the year :—

To Expectant Mothers	(1) First Visits, 465.	(2) Total Visits, 1,674
To Infants under 1	(1) First Visits, 752.	(2) Total Visits, 5,873
To Children, 1—5	Total Visits, 8,766

Convalescent Homes for Children under 5.

Number of Beds, 16.	Number of Children under 5 received during the year	132
---------------------	--	---------	-----

Day Nurseries.

Number of day nurseries	4.
-------------------------	---------	----

Deaths from Cancer (all ages)	99
Deaths from Measles (all ages)	Nil
Deaths from Whooping Cough (all ages)	Nil
Deaths from Diarrhoea (under 2 years of age)	7

VI.—DENTAL TREATMENT.

The attached tables summarise the work which has been done at the two dental centres during the year.

TREATMENT OF CHILDREN DURING 1942.

CENTRE	Age Group	Number Examined	Number Treated	Number of Extractions	Anæsthetics		Number of Fillings	Number of Scalings	Number of Attendances for Orthodontics	Total Number of Attendances
					Local	General				
PUBLIC HEALTH CENTRE, GRANGE ROAD.	Under 5 years	146	107	632	8	132	—	—	—	280
	Over 5 years	433	386	801	152	187	136	6	—	529
	Totals ..	579	493	1433	160	319	136	6	—	809
98, ROTHER- HITHE NEW ROAD.	Under 5 years	124	114	184	—	45	—	—	—	191
	Over 5 years	230	220	527	60	154	87	2	—	456
	Totals ..	354	334	711	60	199	87	2	—	647
Totals both Centres		933	827	2144	220	518	223	8	—	1456

DENTAL TREATMENT CARRIED OUT DURING 1942.

CENTRE	Type of Case	Number of Patients Examined	Number of Patients Treated	Number of Extractions	Anaesthetics		Number of Fillings	Number of Scalings	Number of Dentures Fitted	Number of Repairs to Dentures	Number of Attendances
					Local	General					
PUBLIC HEALTH CENTRE, GRANGE ROAD	Maternity Cases	759	709	2323	438	290	163	35	181	58	2164
	Women ..	880	823	1728	555	190	176	26	168	86	2035
	Men ..	1241	1170	2052	751	137	186	57	162	120	2358
	Tuberculosis Cases	8	6	44	6	2	1	—	4	3	21
	Children (Table I.)	579	493	1433	160	319	136	6	4	1	809
	Totals ..	3467	3201	7580	1910	938	662	124	519	268	7387
98, ROTHER- HITHE NEW ROAD	Maternity Cases	294	395	1271	140	193	58	46	123	22	1060
	Women ..	208	407	1019	220	151	96	50	86	41	990
	Men ..	171	371	836	276	62	73	38	77	31	851
	Children (Table I.)	354	334	527	60	154	87	2	—	—	647
	Totals ..	1027	1507	3653	696	560	314	136	286	94	3548
Totals both Centres ..		4494	4708	11233	2606	1498	976	260	805	362	10935

VII.—CONSULTATION AND OTHER CLINICS.

X-RAY DEPARTMENT.

The following table shows the work done in this Department during 1942:—

Total number of Attendances	1,519
Number of Individual Cases	1,250
Number of New Cases	1,086
Number of Films used	1,987
Number of Screenings	1,287
Total All Cases	1,355

Analysis of Films :—

Bones	103
Barium Meals	80
Barium Enemas	5
Chests	944
Hearts	62
Abdomens	11
Renal Tract	7
Gall Bladder	1
Submaxillary Gland	1
Sinus	1
Air Training Corps	19
Mass Radiography	121
	<hr/>
	1,355
	<hr/>

POST-NATAL AND SPECIAL CLINICS FOR WOMEN.

During the year the total number of attendances was 401. The number of new patients was 150, the majority of whom were suffering from minor disabilities of the menopause for which help could be given at the Clinic; where further treatment was indicated, the patients were either referred to their own doctor or to hospital. Twenty of the new patients were referred to hospital for operation. There were six cases of carcinoma, and of these three were in an early stage of the disease.

HEART CLINIC.

Although the original and primary function of the Tuberculosis Dispensary is the discovery and supervision of cases of tuberculosis it has been the custom for the Tuberculosis Officer to submit to general practitioners as full a report as possible on cases of other chest disease which may come to light during the process of investigation. In many instances this has been of considerable assistance to the practitioners of the district.

It is not unusual to find some abnormality of the heart during the investigation of disease in the chest—indeed the heart and its major blood vessels hold an important place in the anatomy and physiology of the chest, and it became apparent that a better clinical service could be provided if facilities were also available for the investigation of cardiac disease. In 1939 therefore, the Council decided to establish a Heart Clinic. Postgraduate facilities were provided for Dr. Toussaint at that time, and since, and an electrocardiogram was purchased. The object of this clinic is the diagnosis and periodic supervision of patients suffering from cardiac disease. It has already proved its worth and has helped in the discovery of cases of heart trouble which in previous times might well have been missed. As in other illnesses the essence of success in cardiology is early detection of abnormality and the prevention of further damage. In later years if heart failure supervenes on some pre-existing condition the whole outlook depends on regular treatment and supervision. Both these objects can now be attained and practitioners are gradually

making more use of the services available. Initial results have shown that cardiac disease is not uncommon in this district, particularly in late middle age, and it appears to affect both sexes almost equally. A great deal can be done for many of these patients and the institution of the clinic should provide opportunities for considerable research on these lines in the future.

During 1942, 113 cases were investigated for the first time.

OPHTHALMIC CLINIC.

This clinic was opened on the 15th September, 1942. The number of patients examined during the year was 87, the total number of attendances being 113.

FOOT CLINIC.

Attendances during the year are shown in the following table:—

Clinic	Men	Women	Total
Bermondsey	1,652	4,400	6,052
Rotherhithe	1,088	2,790	3,878
Totals	2,740	7,190	9,930

VIII.—PROPAGANDA.

The following is a list of lectures, demonstrations and cinema film shows given during the year :—

Youth Organisations	99	attended by	4,950
Civil Defence Personnel	39	„	1,170
Schools	35	„	2,450
Church Organisations	17	„	1,650
First Aid Groups	14	„	360
Air Raid Shelters	10	„	750
Other Adult Organisations	51	„	4,320
General Public for Salvage			
Drives	60	„	2,331
	<u>325</u>		<u>17,981</u>

IX.—SANITARY ADMINISTRATION

HOUSING.

During the year 1942, no areas were represented or declared by the Council.

No new flats or cottages have been erected during the year.

HOUSING ACT, 1936—OVERCROWDING.

It is impossible to give any reliable figures relative to overcrowding, owing to repeated changes in the occupation of houses. Many families have been evacuated, have moved out of the district privately, or have been provided with accommodation by the London County Council on outlying estates.

ERADICATION OF BED BUGS.

The following table shows the fumigations carried out during 1942 :—

	Infested	Disinfested
Council houses or flats	181	181
Other houses or flats	171	171

INSPECTIONS, PROCEEDINGS, ETC.

Hereunder will be found particulars of Inspections, Proceedings, etc., for the year 1942 :—

INSPECTION OF DWELLING-HOUSES DURING THE YEAR :—

- | | |
|---|--------|
| (1) (a) Total number of dwelling-houses inspected for housing defects (under Public Health or Housing Acts) | 6,985 |
| (b) Number of Inspections made for the purpose | 28,428 |

(2) (a) Number of dwelling-houses (included under sub-head (1) above) which were inspected and recorded under the Housing Consolidated Regulations, 1925 and 1932	3,615
(b) Number of Inspections made for the purpose	3,189
(3) Number of dwelling-houses found to be in a state so dangerous or injurious to health as to be unfit for human habitation	Nil
(4) Number of dwelling-houses (exclusive of those referred to under the preceding subhead) found not to be in all respects reasonably fit for human habitation	1

REMEDY OF DEFECTS DURING THE YEAR WITHOUT SERVICE OF FORMAL NOTICES :—

Number of defective dwelling-houses rendered fit in consequence of informal action by the Local Authority or their officers	1,249
---	-------

ACTION UNDER STATUTORY POWERS DURING THE YEAR :—

(A) Proceedings under Sections 9, 10 and 16 of the Housing Act, 1936 :—

(1) Number of dwelling-houses in respect of which notices were served requiring repairs	1
(2) Number of dwelling-houses which were rendered fit after service of formal notices :—	
(a) By owners	1
(b) By Local Authority in default of owners	Nil

(B) Proceedings under Public Health Acts :—

(1) Number of dwelling-houses in respect of which notices were served requiring defects to be remedied	1,656
(2) Number of dwelling-houses in which defects were remedied after service of formal notices :—	
(a) By owners	407
(b) By Local Authority in default of owners	Nil

(C) Proceedings under Sections 11 and 13 of the Housing Act, 1936 :—

(1) Number of dwelling-houses in respect of which Demolition Orders were made	Nil
(2) Number of dwelling-houses demolished in pursuance of Demolition Orders	Nil

(D) Proceedings under Section 12 of the Housing Act, 1936 :—

- (1) Number of separate tenements or underground rooms in respect of which Closing Orders were made 2
- (2) Number of separate tenements or underground rooms in respect of which Closing Orders were determined, the tenement or room having been rendered fit Nil

REGISTERED PREMISES—

Premises	Number on Register at end of 1942	Number of Inspections	Number of Prosecutions
Common Lodging Houses ..	3	57	—
Seamen's Lodging Houses ..	2	10	—
Milkshops	135	288	—
Houses let in lodgings	423	1,147	—
Ice Cream Premises	97	30	—
Offensive Trades (including Poultry Slaughter-houses)	13	33	—

SMOKE NUISANCES—

Number of observations	Nil
Number of notices	Nil
Number of complaints	Nil
Number of summonses	Nil

WATER SUPPLY TO TENEMENT HOUSES—

Premises supplied	Nil
Prosecutions	Nil

SALE OF FOOD—

Number of premises used other than ice-cream premises, milk-shops and cowsheds	354
Number of inspections	1,307

RAG FLOCK ACT, 1911, and PUBLIC HEALTH (LONDON) ACT, 1936 :—

There are three premises in the District where rag flock is used and three inspections were made during the year.

WORK OF DISTRICT INSPECTORS, 1942.

	1	2	3	4	5	6	7	8	9	10	11	12	13	14	15	16	17	18	19	20	21	22	23	
	House-to-House	Special Inspections	Complaints	Infectious Diseases	Factories & Workshops Specially Inspected	Offensive Trades	Outworkers' Bi-Annual Inspection	Underground Conveniences	Drains Tested	Other Calls and Visits	Chimney Watched	Bakehouses	Common and Seamen's Lodging Houses	Butchers	Fishmongers, Friers and Curers	Food Stores	Fruiters and Green-grocers	Ice Cream	Markets	Restaurants and Eating Houses	Destruction of Food	Various	Visits	Ints.
District No. 1	238	962	247	77	2	1	14	—	9	1862	—	21	16	23	9	41	16	—	—	32	6	—	3576	116
„ No. 2	284	1244	844	61	—	—	26	1	22	3809	—	13	1	27	9	63	22	1	—	25	3	1	6456	381
„ No. 3	224	1369	190	73	—	—	6	—	7	972	—	29	3	16	7	352	2	6	—	35	20	—	3311	82
„ No. 4	323	1410	502	102	—	—	—	—	22	2114	—	12	—	14	4	33	5	—	—	31	21	—	4593	331
„ No. 5	1226	988	900	68	—	—	—	—	13	2417	—	10	—	7	—	1	—	—	—	3	7	—	5640	222
„ No. 6	544	2009	366	106	—	—	13	—	19	1736	—	15	16	37	22	173	22	14	3	29	23	—	5147	276
„ No. 7	326	1067	229	55	—	—	25	—	22	2484	—	46	31	21	7	43	3	9	15	35	22	—	4440	249
Total ..	3615	9049	3278	542	2	1	84	1	114	15394	—	146	67	145	58	706	70	30	18	190	102	1	33163	1657

TOTALS

FACTORIES AND OTHER PREMISES.

HOMEWORK.

NATURE OF WORK (1)	Outworkers' Lists, Section 110									Outwork in Unwholesome Premises, Section 111		
	Lists received from Employers				Outworkers resident in Bermondsey received from other Districts	Notices served on Occupiers as to keeping or sending lists	Prosecutions		In- stances	Notices served	Prose- cutions	
	Lists	Outworkers		Failing to keep lists			Failing to send lists					
		Resident in Bermondsey	Resident in other Districts									
								Con- tractors				Work- men
(2)	(3)	(4)	(5)	(6)	(7)	(8)	(9)	(10)	(11)	(12)	(13)	
Wearing Apparel—												
(1) Making, etc. ..	8	—	42	35	3	9	3	—	—	3	3	—
(2) Cleansing and washing ..	—	—	—	—	—	—	—	—	—	—	—	—
Fur pulling ..	—	—	—	—	—	—	—	—	—	—	—	—
Umbrellas, etc. ..	—	—	—	—	—	1	—	—	—	—	—	—
Sacks ..	2	—	11	14	—	—	—	—	—	—	—	—
Paper, etc., Boxes, Paper Bags ..	—	—	—	—	—	12	—	—	—	1	1	—
Brush making ..	—	—	—	—	—	1	—	—	—	—	—	—
Combs, etc. ..	—	—	—	—	—	—	—	—	—	—	—	—
Upholsterers ..	—	—	—	—	—	1	—	—	—	—	—	—
Cycle Engineers ..	—	—	—	—	—	1	—	—	—	—	—	—
Coathangers ..	—	—	—	—	—	5	—	—	—	—	—	—
Carding of buttons, etc. ..	—	—	—	—	—	—	—	—	—	—	—	—
Onion Peeling ..	—	—	—	—	—	—	—	—	—	—	—	—
Games and Toys ..	—	—	—	—	—	—	—	—	—	—	—	—
Fancy Goods ..	—	—	—	—	—	—	—	—	—	—	—	—
Total ..	10	—	53	49	3	30	3	—	—	4	4	—

FACTORIES AND OTHER PREMISES.**INSPECTION.**

Premises	Number of		
	Inspections	Written Notices	Occupiers Prosecuted
Factories with mechanical power ..	4,249	42	—
Factories without mechanical power	2,126	23	—
Other Premises under the Act (including works of building and engineering construction but not including outworkers' premises) ..	463	25	—
Total	6,838	90	—

DEFECTS FOUND.

Particulars	Number of Defects			Number of defects in respect of which Prosecutions were instituted
	Found	Remedied	Referred to H.M. Inspector	
Want of Cleanliness (S.1.) ..	50	50	—	—
Overcrowding (S.2.) ..	—	—	—	—
Unreasonable Temperature (S.3.)	—	—	—	—
Inadequate Ventilation (S.4.) ..	1	1	—	—
Ineffective Drainage of Floors (S.6.) ..	4	4	—	—
Sanitary Conveniences (S.7.)—				
Insufficient	3	3	—	—
Unsuitable or Defective ..	42	42	—	—
Not separate for Sexes ..	3	3	—	—
Other Offences	16	16	—	—
(Not including offences relating to Home Work or offences under the Sections mentioned in the Schedule to the Ministry of Health (Factories and Workshops Transfer of Powers) Order, 1921, and re-enacted in the Third Schedule to the Factories Act, 1937.)				
Total	119	119	—	—

BAKEHOUSES.

In Use		Not in Use	
Underground	Above ground	Above ground	Underground
3	27	10	6

27 of these are Factory Bakehouses

HOUSE, TRADE AND MARKET REFUSE.

The following table shows the amount of house, trade and market refuse disposed of during 1942 :—

Disposal	Loads	tons	cwts.	qrs.
House Refuse to Barge ..	5,997	9,402	18	2
Trade Refuse to Barge ..	2,357	1,735	14	—
Street Markets Refuse to Barge	455	439	10	1
Totals ..	8,809	11,578	2	3

OFFENSIVE TRADES.

The offensive trades on the Register are as follows :—

Fellmongers	3	Fatmelters	1
Glue and size makers	3	Dresser of Fur Skins	6

MORTUARY.

The Public Health (London) Act, 1936, Section 234, requires the Borough Council to provide a proper place for the reception of dead bodies before interment. The London County Council acts as agent for the Borough Council in this matter and receives into the mortuary at St. Olave's Hospital those bodies for which it is the duty of the Borough Council to provide. A fee of one guinea per body is paid by the Borough Council for this service.

Number of infectious bodies removed	Nil
Total number of bodies removed	12

STREET MARKETS.

The market scheme continues to work smoothly and satisfactorily.

Number of Licences in operation	153
Income	£723 12s. 6d.

There was one prosecution during the year.

DRAINAGE WORK.

Hereunder will be found particulars of drainage work, etc., carried out by the Drainage Inspector during 1942 :—

Drains Tested	172
Visits to Shelters	999
Other Visits	840

WORK OF THE FACTORIES AND SHOPS INSPECTOR.**Shops.**

Visits	26
Notices served under Shops Act, 1934	Nil
Notices served under Public Health (London) Act, 1936	Nil

Factories (with mechanical power).

Visits	216
Notices under Factory Act, 1937	34
Notices under Public Health (London) Act, 1936	1

Factories (without mechanical power).

Visits	122
Notices under Factory Act, 1937	20
Notices under Public Health (London) Act, 1936	Nil

Workplaces.

Visits	197
Notices served	25

Visits to Offensive Trade premises	32
Chimneys watched	Nil
Visits to Underground Conveniences	245
Other calls and visits	256

X.—FOOD CONTROL.

PUBLIC HEALTH (IMPORTED FOOD) REGULATIONS, 1937.

FOOD AND DRUGS ACT, 1938.

Sixty-nine samples were taken during the year by the Senior Inspector and Wharves Inspectors.

In February a sample of curry powder was taken which on analysis was found to contain 44 parts per million of lead. Summonses were taken out and the case was heard in April at Tower Bridge Police Court. Evidence was given on behalf of the manufacturers that it was impossible to obtain the ingredients of the curry powder from the pre-war source of supply, and the manufacturer had now to accept whatever he could get. The magistrate dismissed the summons against the retailer accepting the defence of a warranty. So far as the manufacturer was concerned the magistrate was satisfied that the case against him under Section 3 of the Act had been proved, that is to say, that the curry powder had been sold to the prejudice of the purchaser. The magistrate, however, accepted the defence that the presence of extraneous matter was an unavoidable consequence of the process of collection (Sub-Section 4) and he therefore dismissed the case without costs.

UNSOUND FOOD.

The general inspection of food in shops and on stalls forms part of the duty of the District Sanitary Inspectors. Food, in the quantities stated, came under the notice of the Inspectors during the year, and being found unfit for human consumption was destroyed or disposed of for animal feeding purposes.

Description of Food	Weight			
	tons	cwts.	qrs.	lbs.
Fish	—	—	1	11
Dairy Produce	—	3	2	20
Meat	1	—	3	24
Fruit	—	6	1	25
Various	—	6	2	18
Total	1	18	—	14

MILK PREMISES.**MILK AND DAIRIES (AMENDMENT) ACT, 1922.****FOOD AND DRUGS ACT, 1938.**

Five milk sellers were registered under the above Acts during 1942, and eight were removed from the Register, making a total of 135 milk sellers on the Register at the end of the year under report.

MILK (SPECIAL DESIGNATIONS) ORDER, 1936.

During the year under report the following licences were granted :—

Dealers' Licences.

To sell Tuberculin Tested Milk	10
To sell Pasteurised Milk	20

Supplementary Licences.

To sell Pasteurised Milk	12
To sell Tuberculin Tested Milk	5

All premises used for the sale of milk are regularly inspected to ensure that the standard of cleanliness laid down is maintained.

MILK SAMPLING.

Samples of milk, both for bacteriological and chemical examination, are taken from milksellers, and special arrangements are made for the sampling of the milk supplied to all schools in the borough. The total number of samples submitted for analysis during 1942 was 439, of which number 23 were taken from schools.

For Chemical (i.e., Fat and non-Fatty Solids) Examination.

Liquid Milk, undesignated	302
Sterilized Milk	63
Pasteurised Milk (informal)	23
Condensed Milk (informal)	4
Evaporated Milk (informal)	1
	<hr/> 393

For Bacteriological Examination.

Tuberculin Tested Milk	6
Tuberculin Tested (Pasteurised) Milk	6
Pasteurised Milk (from schools)	23
Pasteurised Milk (other than from schools)	8
For tubercle bacilli	2
For brucella abortus	1
	<hr/> 46

PHARMACY AND POISONS ACT, 1933.

Thirty-four premises were entered on the Council's list for the year under report.

As a result of samples being purchased, it was found that two contraventions of the Act occurred, poisons being sold wrongly by unlisted vendors. Warnings were given in both cases.

FOOD AND DRUGS.

During the year, 1,312 samples were submitted by the Food & Drugs Inspector, of which number 25 were found to be either adulterated or not complying with the requirements of the Food and Drugs Act, 1938.

Curry Powder	2
Egg Powder	1
Gin	1
Lemon Flavoured Cordial	1
Liquid Paraffin	4
Milk	1
Orange Flavoured Cordial	1
Rum	1
Spice, mixed	2
Suet, chopped	1
Sweetenerine	1
Vit Orange	1
Vinegar	6
Whisky	1
Winter Warmer	1

25

**PROSECUTIONS IN CONNECTION WITH SAMPLES TAKEN
DURING 1942.**

No.	Sample	Adulteration or Infringement	Remarks
103 & 186	Curry Powder	Contained 30 and 44 p.p.m. Lead	Dismissed by reason of Section 4, Sub-section 4.
297	Liquid Paraffin	Not of B.P. Quality	Dismissed under P. of O. Act. £7 7s. Costs.
298	Vinegar ..	50 % deficient in Acetic Acid	Dismissed under P. of O. Act. £2 14s. 6d. Costs.
837	Vinegar ..	32.5 % ditto	Dismissed £3 3s. Costs.
342	Egg Powder	Artificially coloured Egg Substitute Powder	Fine £7. Costs £5 5s.
466	Vit Orange	The label attached was cal- culated to mislead as to the nature, substance, or quality of the article	Supplier Fined £50. Costs £7 7s.
575	Lemon Flavoured Cordial	Ditto	Retailer Fined 10s. Supplier Fined 20s. " Costs 21s. Wholesaler Fined £2. " Costs £2 2s.
334	Chopped Suet	Contained 50 % Suet and 50 % Ground Rice	Fine £10. Costs £4 19s. 6d.
417	Winter Warmer	The label attached was cal- culated to mislead as to the nature, substance, or quality of the Article	Summons against Retail- er dismissed. Summons against Sup- plier withdrawn. Wholesaler Fined £10. " Costs £23 2s.

SUMMARY.

						£	s.	d.
Fines	80	10	0
Costs	57	1	0
						<u>£137 11 0</u>		

PUBLIC HEALTH (IMPORTED FOOD) REGULATIONS, 1937.

Articles	Quantity Unsound											
	Disposed of for purposes other than human food				Destroyed				Released for disposal under other Sanitary Authorities			
	Weight				Weight				Weight			
	Tons	cwts.	qrs.	lbs.	Tons	cwts.	qrs.	lbs.	Tons	cwts.	qrs.	lbs.
Cereals ..	477	11	1	4	—	—	—	—	14	1	2	26
Cocoa ..	—	—	—	—	—	—	—	—	36	2	2	0
Coffee ..	—	—	—	—	0	8	3	6	—	—	—	—
Dairy Produce	71	15	2	22	102	15	0	1	593	7	0	15
Fish ..	2	7	1	0	4	15	1	0	—	—	—	—
Fruit ..	73	15	2	2	1	5	3	2	67	3	1	0
Meat ..	83	6	3	2	1	6	3	1	7	14	3	7
Nuts ..	54	19	0	0	—	—	—	—	—	—	—	—
Spices ..	12	16	1	7	—	—	—	—	18	5	1	5
Sugar ..	—	—	—	—	—	—	—	—	6	8	0	0
Tea ..	3	1	1	8	0	0	0	6	—	—	—	—
Various ..	295	13	1	13	1	11	1	1	6	17	1	0
Vegetables ..	312	0	3	25	11	17	0	8	54	5	2	6
Total ..	1387	7	1	27	123	19	3	25	804	5	2	3



WORK OF THE WHARF AND FOOD INSPECTORS, 1942.

Visits	1			2	3	4	5	6	7	8	9	10	11					
	Food Factories			Food Stores	Food Wharves and Depots	Milk-sellers	Pharmacy and Poisons	Condemnation of Food	Nuisances Found	Intimations Served	Food Control	Various	Number of Samples taken					
	Jam	Butter and Margarine	Other										Food and Drugs	Imported Food Regulations	Milk (Special Designation) Order	Samples of Milk for presence of Tubercle Bacilli	Milk for Bacillus Abortus	Pharmacy and Poison
Mr. Toll	—	10	382	478	1766	—	—	139	2	2	—	351	2	15	—	—	—	—
Mr. Butcher	18	230	219	985	1456	—	—	352	3	3	—	311	34	11	—	—	—	—
Mr. Tapsfield	47	13	420	419	1466	—	—	169	3	3	—	71	4	2	—	—	—	—
Mr. Bailey	—	6	—	—	—	288	45	13	2	2	564	69	1312	—	43	2	1	3
Totals	65	259	1021	1882	4688	288	45	673	10	10	564	802	1352	28	43	2	1	3

XI.—HEALTH SERVICES.

The detailed list of health services shown in previous Annual Reports has not been published this year, owing to the frequent changes in the services necessitated by war conditions.

All services are being maintained as fully as possible, and up-to-date information regarding the time-tables of all Centres and Clinics, the Ambulance Facilities afforded by the London Ambulance Service of the London County Council, Obstetric and Puerperal Fever Consultants and other services will be supplied on application to the Medical Officer of Health, Telephone No. BERmondsey 2109.

XI—HEALTH SERVICES.

The detailed list of health services shown in previous Annual Reports has not been published this year, owing to the frequent changes in the services necessitated by war conditions. All services are being maintained as fully as possible and up-to-date information regarding the time-tables of all Centres and Clinics, the Ambulance Facilities afforded by the London Ambulance Service of the London County Council, Obstetric and Paediatric Fever Clinics, and other services will be supplied on application to the Medical Officer of Health, Telephone No. BERmondsey 3169.

Printed by
ASH & CO., LTD.,
Holyrood Street,
Bermondsey,
London,
S.E.1.