

Report of the Medical Officer of Health for the year 1904.

Contributors

Deptford (London, England). Metropolitan Borough.
Roberts, Henry William.

Publication/Creation

London : F. Gaylard, 1905.

Persistent URL

<https://wellcomecollection.org/works/ccasa9aj>

License and attribution

You have permission to make copies of this work under a Creative Commons, Attribution, Non-commercial license.


Non-commercial use includes private study, academic research, teaching, and other activities that are not primarily intended for, or directed towards, commercial advantage or private monetary compensation. See the Legal Code for further information.

Image source should be attributed as specified in the full catalogue record. If no source is given the image should be attributed to Wellcome Collection.



Wellcome Collection
183 Euston Road
London NW1 2BE UK
T +44 (0)20 7611 8722
E library@wellcomecollection.org
<https://wellcomecollection.org>

METROPOLITAN
BOROUGH OF DEPTFORD.



REPORT
OF THE
MEDICAL OFFICER OF HEALTH

For the Year 1904.

H. W. ROBERTS,
Medical Officer of Health.

Deptford:

Printed by F. Gaylard, 446, New Cross Road, S.E.

Public Health Committee.

Mayor.

J. ARTHUR PYNE, J.P.

Chairman.

Councillor ERNEST G. SIMMONDS.

Vice-Chairman.

Councillor JOSEPH S. BOOTHROYD, M.D.

Alderman EDWARD J. KNIGHT.

Councillor JOHN J. BOYD.

Councillor WALTER COX.

Councillor ROBERT SOPER.

Councillor GEORGE C. STONEHAM.

Councillor JOHN H. WATERWORTH.

Councillor WILLIAM WISE.



Staff of the Public Health Department.

Medical Officer of Health.

HENRY WILLIAM ROBERTS.

Public Analyst.

ROBERT D. HARLAND.

Sanitary Inspectors.

THOMAS TURNER.

ROBERT D. J. SIMPSON.

ALFRED PRIEST.

PHILIP SHELLEY.

JOHN H. DANSON.

JOHN V. SNOWDON.

JOSHUA OWNER.

SAMUEL D. WRIGHT.

Disinfectors.

C. F. DOWSETT.

Assistant Disinfectors.

J. SALES.

T. LYONS.

Caretaker at Council's Shelter.

J. SALES.

**SUMMARY OF VITAL AND MORTAL STATISTICS
FOR 1904.**

Area 1,574 acres
Population—					
	Census 1901	110,398
	Estimated to middle of 1904			113,634
Number of inhabited houses (Census 1901)					15,823
Average number of persons per house (Census 1901)					7
Density	71 per acre
Marriages	704
Births	3,265
Birth-rate	28.73
Deaths	1,824
Death-rate	16.05
Infantile Mortality				149 per 1,000 births.

REPORT

OF THE

MEDICAL OFFICER OF HEALTH

For the Year 1904.

To the Mayor, Aldermen and Councillors.

SIR AND GENTLEMEN,

I have the honour to present to you the Annual Report on the vital statistics and sanitary work for the Registration Year 1904, 52 weeks ending December 31st, 1904.

POPULATION.

According to the Registrar-General's returns, the population for the Metropolitan Borough of Deptford is estimated at 113,634, at the middle of the year 1904.

BIRTHS.

The number of Births registered during the year 1904, was 3,265 (1,659 males and 1,606 females), equivalent to an annual rate of 28·73 per 1,000 of the population.

The Birth-rate for England and Wales was 27·9, for the 76 great towns 29·1, and that for the County of London 27·9.

MARRIAGES.

The number of Marriages registered in the Borough of Deptford during the year 1904 was 704, whilst that for the previous year was 629,

The Marriages for the past nine years were—

1896	1897	1898	1899	1900	1901	1902	1903	1904
588	687	709	735	666	746	713	629	704

DEATHS.

The number of Deaths registered during the year was 1,824 (males 951, females 873), of these 484 occurred in public institutions outside the district.

There were 580 deaths belonging to the North District, 479 to the South District, and 765 to the Central District.

The subjoined table gives the number of deaths that occurred in each Ward, and the death-rate in each Ward (*see also Table 13*):—

	Deaths.	Death-rate per 1,000.
East Ward	359	15·98
North Ward	305	12·21
North-West Ward ...	263	10·94
South Ward	126	10·18
South-East Ward ...	142	12·58
South-West Ward ...	145	9·29

This death-rate is calculated on the census population of 1901. Deaths in outlying Public Institutions will be found in Table 8, which gives a list of the institutions in which the deaths occurred.

The total death-rate was equal to an annual rate of 16·05 per 1,000 persons living. The death-rate for England and Wales was 16·2 and for the 76 great towns 17·2, whilst the death-rate for the Metropolis as a whole was 16·1.

MORTALITY AT GROUP OF AGES.

The 1,824 deaths recorded during the year included 724 children under five years of age. The deaths of 489 children occurred under one year; 235 deaths were registered between one and five years; 64 between five and fifteen; 72 between the ages of 15 and 25; 551 of persons over 25 and under 65; and 413 of persons aged upwards of 65 years.

INFANTILE MORTALITY.

Infantile mortality, that is to say, the proportion of deaths of infants under one year to every 1,000 children born was 149; the deaths for the past six years were—

1899	1900	1901	1902	1903	1904
<hr style="width: 50px; margin: 0 auto;"/>	<hr style="width: 50px; margin: 0 auto;"/>	<hr style="width: 50px; margin: 0 auto;"/>	<hr style="width: 50px; margin: 0 auto;"/>	<hr style="width: 50px; margin: 0 auto;"/>	<hr style="width: 50px; margin: 0 auto;"/>
184	169	150	138	136	149

The chief causes of death were Measles, Whooping Cough, Bronchitis, Pneumonia, and diseases of the Digestive Organs, probably in most cases the result of improper feeding.

It will be seen that the deaths of infants under one year of age has increased during the last year; this has been the case throughout the whole country, although the climatic conditions of last summer did not favour any prolonged prevalence of epidemic diarrhoea, still the number of deaths registered from diarrhoea and enteritis for the year under consideration numbered 110, of children under one year, whilst for the previous year, 1903, 73 only were recorded.

The printed instructions upon the feeding and care of infants, which the Public Health Committee in the year 1901 recommended should be distributed throughout the Borough, through the co-operation of the Registrars of Births, the Poor Law Medical Officers, District Nurses, and others, are still being distributed.

Table

SHEWING THE NUMBER OF BIRTHS AND DEATHS IN THE
BOROUGH DURING THE YEAR 1904.

BIRTHS	3265
DEATHS (including 484 in Outlying Institutions)								1824
Excess of Births over Deaths									...	1441

ZYMOTIC DISEASES.

The Registrar-General classifies under this heading—Small-Pox, Scarlet Fever, Measles, Diphtheria, Whooping-Cough, "Fever" (Typhus, Enteric and Continued), Diarrhœa, and Plague.

The number of deaths registered from Zymotic diseases amounted to 264, as compared with 233 and 211 for the two preceding years. Diarrhœa alone was the cause of no less than 112 deaths, whilst for the year 1903 only 42 cases were recorded.

The average deaths from Zymotic diseases was 2·32 per 1,000 persons living, (as compared with 2·0 for the previous year), for England and Wales 1·94, for the 76 great towns 2·49, and that for the County of London 2·14.

NOTIFIABLE INFECTIOUS DISEASES.

Under this heading are included Small-pox, Cholera, Diphtheria, Membranous Croup, Erysipelas, Scarlet Fever, Typhus, Enteric, Relapsing or Continued Fever and Puerperal Fever [Section 55 of the Public Health (London) Act, 1891].

The number of notifications received during the year was 1,129, as compared with 1,184 for the previous year. Table No. 11 shows the distribution of these cases in the North, South and Central Districts of the Borough, and those sent to Hospital for treatment.

SMALL-POX.

Fifteen notifications of small-pox were received during the year, relating to 11 cases. The first on April 7th was removed to hospital and returned home as an error of diagnosis. The next case notified was November 23rd, in New Cross Road, and was a child aged 11 years who had never been vaccinated,

and there was no history of infection ; again, on December 3rd, two others of the same family, aged respectively 5 and 9 years, neither of these had been vaccinated. On December 9th, an adult resident in the same house was also removed suffering from small-pox, he had been vaccinated in childhood—four in all from one house. On December 19th, from Tanner's Hill, five other cases, all of one family, aged respectively 34, 11, $7\frac{1}{2}$ and $4\frac{1}{2}$ years were removed ; these children had never been vaccinated. Next day, December 20th, an adult residing in the same house was also removed. The infection was clearly traced to the previous family in New Cross Road, who were taken ill November 23rd.

CHICKEN-POX.

This disease was made a notifiable disease in London on February 7th, 1902, under Section 50(5) of the Public Health (London) Act, 1891, and cancelled January 6th, 1903 ; it was again made a notifiable disease on April 8th of the present year, and ceased to be so on November 8th. During the year 357 certificates were received relating to 340 cases.

SCARLET FEVER.

Of this disease, 425 certificates of notification were received, representing 405 cases ; of these, 345 were removed to hospital, of these, 21 persons were returned from the Metropolitan Asylums Board's Hospital as not suffering from Scarlet Fever. The deaths were 11, equal to a rate of 0.09 per 1,000 persons living, whilst that for England and Wales was 0.11, for the 76 great towns 0.12, and for the Metropolis as a whole 0.08.

The cases were distributed as shown in Table No. 11, North Deptford 147, South Deptford 134, Central Deptford 124.

DIPHThERIA AND MEMBRANOUS CROUP.

There were received 203 notifications during the year, representing 190 cases (for the previous year 460 were recorded) ;

22 of these were returned from the hospital as errors of diagnosis. The deaths numbered 16, equal to an annual rate of 0·14 per 1,000 of the population, whilst that for England and Wales was 0·17, for the 76 great towns 0·19, and for the County of London 0·16.

Bacteriological examinations were made by the Clinical Research Association of 67 specimens of membrane sent to them, with the result that 20 were positive and 47 negative.

Table No. 11 shows the number of cases in each district, North Deptford 85, South Deptford 46, Central Deptford 59.

ENTERIC FEVER OR TYPHOID FEVER.

The number of notifications received during the year was 31, referring to 29 cases, of these 5 were returned from the Metropolitan Asylums Board's Hospital as errors of diagnosis, leaving a net total of 24 cases. The deaths numbered 3 only, equivalent to an annual rate of 0·02 per 1,000 persons living, whilst that for England and Wales was 0·09, and for the 76 great towns 0·10, for the Metropolis as a whole it was 0·07.

Bacteriological examinations were made in 10 cases by the Clinical Research Association, and as a result 4 were positive and 6 negative.

Infection was thought to be due to oysters in two cases and mussels in two other cases; and one case was a nurse who had been attending a patient suffering from Enteric Fever; of the remainder no history could be traced.

Table No. 11 shows the number of cases in each district, North Deptford 8, South Deptford 8, Central Deptford 13.

ERYSIPELAS.

Of this disease, 146 certificates were received, whilst for the two preceding years the numbers were 134 and 147 respectively. Four deaths only were registered, corresponding in number with last year.

PUERPERAL FEVER.

During the year 11 notifications were received relating to 8 cases, and two deaths were registered. In each case enquiries were made, and the nurses and midwives connected with these cases were warned not to attend any other confinement for a period of at least 14 days, and in each case the clothing of the attendants was disinfected by the Council's staff.

MEASLES

Is not a compulsory notifiable disease under the provisions of the Public Health (London) Act, 1891, it is therefore impossible to form a correct idea of the extent of an outbreak, except by means of the death returns and school certificates. Information was received during the year of 1,029 cases, and the number of deaths registered was 73; of these, 72 were under five years of age, 19 were under 12 months, equal to an annual rate of 0·64 per 1,000 persons living; that for England and Wales was 0·36, for the 76 great towns 0·47, and for London as a whole 0·49.

It is not sufficiently realized by the public that, if proper care be not exercised, measles may be a very serious disease. It is a disease which chiefly attacks children during the third, fourth and fifth years of life, and most of the fatal cases are in children under five years of age. The death roll in England and Wales is annually in round numbers 13,000. It is generally recognised that the spread of measles is closely associated with school attendance, especially in the infants' department. Dr. Kerr, Medical Officer to the London School Board, in his report for the year 1902, states that from enquiries made in certain schools, 75 per cent. of the children over five years of age attending school had already had measles. There is not much advantage derived from children under five years of age attending school, and from the public health point of view it would certainly be an advantage if children of this tender age were excluded from school.

Leaflets on "Precautions against the Spread of Infection of Measles" have been freely distributed throughout the Borough for the education of parents. All children from infected houses were excluded from school and their homes disinfected.

WHOOPING COUGH

Caused 49 deaths during the year; of these, 47 were under five years of age; for the three preceding years the deaths were 36, 50 and 58 respectively. The annual rate per 1,000 was 0·43, for England and Wales 0·34, for the 76 great towns 0·40, and for London as a whole 0·33.

PHTHISIS.

Consumption, Tuberculosis and other tubercular diseases caused 220 deaths during the year, being equal to a rate of 1·93 per 1,000 persons living. For the previous year the rate was 1·81 per 1,000, for London as a whole the rate was 1·62.

At a Conference convened by the London County Council in July, it was resolved:—

(a) That the system of voluntary notification of Phthisis is desirable, and should be made general throughout London.

(b) That the Sanitary Authorities should disinfect the premises in which a person suffering from Phthisis has died, or from which such a patient has removed or has been removed, also that it is desirable to make provision of sanatoria for the isolation and treatment of persons suffering from Consumption; and that, in the opinion of the Conference the Metropolitan Asylums Board should be such Authority.

That the foregoing resolution be sent to the Local Government Board with a request that they give the matter their immediate consideration.

RESPIRATORY DISEASES.

Under this heading are included Bronchitis, Pneumonia, Pleurisy and other diseases of the respiratory organs; 344 deaths

were registered, as against 293 for the previous year. 90 of these were children under one year of age, and 156 under the age of five.

INFECTIOUS DISEASES.

Infectious Diseases.	Total Number of Notifications received.	Relating to actual Cases.	Errors of Diagnosis.	Nett Number Cases.	Duplicate Notifications.
Small-Pox ...	15	11	1	10	4
Diphtheria ...	199	186	22	164	13
Membranous Croup	4	4	—	4	—
Erysipelas ...	162	146	—	146	16
Scarlet Fever ...	425	405	21	384	20
Enteric Fever ...	31	29	5	24	2
Puerperal Fever ...	11	8	—	8	3
Chicken-Pox ...	357	340	—	340	17
	<u>1,204</u>	<u>1,129</u>	<u>49</u>	<u>1,080</u>	<u>75</u>

BACTERIOLOGICAL EXAMINATIONS.

The Council renewed the arrangement with the Clinical Research Association, Limited, of 1, Southwark Street, London Bridge, for making Bacteriological Examinations and Reports upon doubtful cases of Diphtheria and Typhoid; cases of Diphtheria having been notified to the Council and the patients removed to hospital, where it has been subsequently ascertained that they have not been suffering from the disease, and have accordingly been sent home again. In these cases the Borough and the Metropolitan Asylums Board have been put to certain unnecessary expense, and persons so removed have had their feelings unnecessarily shocked, besides having been exposed to the risk of infection during their temporary stay at the hospital.

Having regard, therefore, to these circumstances, the Committee was of opinion it would be of great assistance to the medical men in the Borough, who have not the apparatus necessary to make a bacteriological investigation in order to

decide doubtful cases of Diphtheria and Typhoid, and it would also result in a great saving of expense to the Council in detecting and preventing epidemics of the above-mentioned diseases, and would prevent the unnecessary removal of any person to the hospital. Every medical practitioner in the borough has been supplied with necessary apparatus for sending specimens for examination and many medical men have availed themselves of the opportunity thus afforded to them.

During the year ending December 31st, 1904, 77 examinations were made of blood and membrane for Enteric Fever and Diphtheria, with the result that 24 were positive and 53 negative:—

ENTERIC FEVER.			DIPHThERIA.		
Positive	...	4	Positive	...	20
Negative	...	6	Negative	...	47
		10			67
			} Total 77		

at a cost of £16 13s. 8d.

DISINFECTIOn.

A steam disinfecting apparatus (Washington Lyons) is provided at the Council's Yard, in which all articles of clothing and bedding are disinfected. The building is divided into two rooms, into each of which the apparatus has an opening. One side is reserved for receiving articles about to undergo disinfection, the other for removing them from the apparatus after the process is completed.

There are two vans employed, one for use in collecting infected articles, the other for returning them after disinfection is completed. With very few exceptions all disinfection is carried out by the staff of the Council, and no charge is ever made.

During the year 1,507 rooms were disinfected, and 7,540 articles were subjected to steam disinfection at the Council's Yard. Only a few complaints were received during the year as to damage done to bedding, &c.; every care is taken by the disinfectors. Most of the articles destroyed was by desire of the owners. Disinfecting fluid is supplied gratis, where required, by the staff.

Table No. 1 gives detailed account of the work done during the year.

METROPOLITAN BOROUGH OF DEPTFORD.

Table No 1.

ANNUAL REPORT OF ROOMS, BEDDING, ETC., DISINFECTED
JANUARY 3RD TO DECEMBER 31ST, 1904, INCLUSIVE.

Date.	Rooms Disinfected.	Beds.	Pillows.	Bolsters.	Mattresses.	Sheets.	Blankets.	Odd Articles.	Articles Destroyed.
1904									
January	67	42	106	28	12	43	81	175	10 odd articles.
February... ..	65	56	89	31	5	61	84	250	1 Mattress, 2 Pillows.
March	75	41	97	34	9	52	80	175	
April	107	71	141	41	20	59	110	172	6 Palliasses, 2 Beds, 1 Mattress, 1 Pillow.
May	176	120	238	67	33	115	174	260	1 Bolster, 7 odd articles.
June	327	80	122	52	18	80	90	185	3 Beds, 2 Palliasses, 13 odd articles.
July	263	51	81	22	12	61	55	159	
August	87	48	87	33	10	55	52	159	1 Mattress, 2 odd articles.
September	61	43	83	27	18	47	53	138	6 Palliasses, 1 Mattress.
October	103	63	134	49	27	95	123	404	1 Mattress.
November	90	50	106	34	25	80	89	273	2 Palliasses, 10 odd articles.
December	86	43	91	33	24	73	93	538	2 Palliasses, 1 Mattress, 1 Bolster, 1 Pillow, 7 odd articles.
Total	1507	708	1375	451	213	821	1084	2888	

Table No. 1—*continued.*

Total Number of Rooms Disinfected	1507
" " Beds	"	"	"	708
" " Pillows	"	"	"	1375
" " Bolsters	"	"	"	451
" " Mattresses	"	"	"	213
" " Sheets	"	"	"	821
" " Blankets	"	"	"	1084
" " Odd articles	"	"	"	2888
			Total	7,540
Total Number of Beds Destroyed	5
" " Mattresses	"	"	"	6
" " Palliasses	"	"	"	20
" " Bolsters	"	"	"	2
" " Pillows	"	"	"	2
" " Odd articles	"	"	"	49
			Total	84

N.B.—The above articles were destroyed at the request of the owners.

METROPOLITAN BOROUGH OF DEPTFORD.

Table No. 1—*continued.*

NUMBER OF ROOMS DISINFECTED AFTER EACH INFECTIOUS DISEASE
FROM JANUARY 3RD TO DECEMBER 31ST, 1904, INCLUSIVE.

DATE	Small-pox.	Diphtheria.	Membranous Croup.	Scarlet Fever.	Erysipelas.	Puerperal Fever.	Enteric Fever.	Measles.	Cancer.	Consumption	Chicken Pox.	Special.	TOTAL.
1904													
January	25	1	21	1	1	3	15	67
February	29	..	26	..	1	..	9	65
March	5	..	38	..	1	1	26	..	4	75
April	1	10	..	22	1	2	1	69	..	1	107
May	7	..	27	..	1	..	140	..	1	176
June	8	..	22	2	..	4	291	327
July	18	..	39	1	1	2	193	1	1	7	263
August	1	19	..	35	..	1	4	22	1	..	4	..	87
September	18	..	28	1	..	6	6	..	2	61
October	18	..	62	4	14	1	2	2	103
November	1	17	..	45	2	..	4	13	8	..	90
December	15	12	..	35	1	..	1	11	1	10	86
Total	18	186	1	400	9	8	30	809	3	11	22	10	1507

SPECIAL CASES.

- March 1st—Edric Road. Consumption. 2 Rooms disinfected.
 „ 24th—Edward Street. Consumption. 1 Room disinfected.
 New Cross Road. Consumption. 1 Coat disinfected.
- April 26th—Tressillian Road. Consumption. 2 Mattresses, 8 Pillows,
 1 Bolster, 1 Sheet, 3 Blankets and 6 odd articles
 disinfected.
- May 26th—Alloa Road. Consumption. 1 Bed, 3 Pillows, 1 Bolster, 1
 Mattress, 2 Blankets, 2 odd articles disinfected, 3 odd
 articles destroyed.
- June 14th—Breakspears Road. Ringworm. 3 Mattresses, 3 Pillows, 2
 Bolsters disinfected
- July 26th—Waller Road. Consumption. 1 Mattress, 1 Bed, 1 Bolster
 disinfected.
- August 10th—Malpas Road. Cancer. 3 Beds disinfected.
 Waller Road. Cancer. 1 Room disinfected.
- September 12th—Oscar Street. Consumption. 1 Mattress, 1 Bolster,
 3 Pillows disinfected.
- „ 26th—Hathway Street. Consumption. 1 Room disinfected.
- October 3rd—Nelson Street. Consumption. 1 Room disinfected.
 Shardeloes Road. Consumption. 1 Bed, 1 Pillow, 2
 Bolsters, 2 Sheets, 3 Blankets, 3 odd articles disinfected.
- „ 29th—Douglas Street. Cancer. 2 Beds, 2 Pillows, 1 Bolster
 disinfected.
- December—Knott's Terrace. 10 Rooms disinfected.

N.B.—The above articles are included in the Total of the Annual Report.

THE SHELTER.

The Public Health (London) Act, 1891 Section 60, Sub-Section 4, imposes on the Sanitary Authority the duty of making provision for the temporary housing of persons who are compelled to leave their dwellings, for the purpose of enabling such dwellings to be disinfected by the Sanitary Authority. The premises are situated in Watson Street, and were occupied for 14 days during the year by eight adults and one child.

THE CORONER'S COURT AND MORTUARY.

This has occupied the attention of the Public Health Committee for some time past. The land originally purchased for this purpose was unable to be used, as it would have prevented the opening out of one of the worst streets in the borough (Baildon Street) at some future time; therefore other property adjoining had to be secured and other plans arranged. The matter is now in the hands of the Solicitor and Surveyor.

SALE OF FOOD AND DRUGS ACTS.

The total number of samples purchased during the year 1904 and submitted to the Public Analyst for the borough, was 408. The following is a list of the samples taken, with the number found to be adulterated:—

SAMPLES TAKEN DURING THE YEAR 1904.

Article.	Total No. of Samples.	No. of Samples Genuine.	No. of Samples Adulterated.
Milk	215	202	13
Butter	97	91	6
Cheese	16	16	
Coffee	6	6	
Cod Liver Oil ...	14	14	
Cocoa Powder...	1	1	
„ Flake	1	1	
Lard	6	6	
Margarine	10	10	
Mustard	7	7	
Olive Oil	5	5	
Pepper	9	9	
Arrowroot	5	5	
Vinegar	10	10	
Jam	2	2	
Ground Ginger	2	2	
Preserved Ginger	2	2	
	<u>408</u>	<u>389</u>	<u>19=4.6%</u>

Amount recovered in Fines and Costs ...	£	s.	d.
	53	13	6
Total cost of purchase of samples, Agents' Fees, Cost of Summons, &c. ...	42	13	4
	<hr/>		
	£11	0	2
	<hr/> <hr/>		

PARTICULARS OF PROSECUTIONS UNDER THE SALE OF FOOD AND DRUGS ACTS AND MARGARINE ACT.

Sample.	Fine.	Costs of Summons.	Totals.	Remarks.
	£ s. d.	£ s. d.	£ s. d.	
Milk 47T ..	10 0 0	0 14 6	10 14 6	
.. 3SY ..	1 0 0	0 17 6	1 17 6	
.. 23DN ..	2 0 0	0 12 0	2 12 0	
.. 22SY ..	4 0 0	0 12 0	4 12 0	
.. 28S ..		Summons dismissed.		Warranty.
.. 36SY ..	2 0 0	1 2 0	3 2 0	
.. 34DN ..	3 0 0	0 15 0	3 15 0	
.. 41DN ..		Summons not served.		
.. 39P ..		Summons dismissed.		Warranty.
.. 18W ..		Ditto		Ditto
.. 26S ..	1 0 0	0 12 6	1 12 6	
Butter 12SY ..	3 0 0	0 14 0	3 14 0	
.. 5S ..	0 5 0	0 15 0	1 0 0	
.. 28SY ..	5 0 0	1 5 0	6 5 0	
.. 42SY ..	1 0 0	0 15 0	1 15 0	
.. 47DN ..	5 0 0	1 0 0	6 0 0	
Obstruction ..	1 0 0	0 7 0	1 7 0	
Margarine not marked as such 7O ..	2 0 0	0 12 0	2 12 0	
.. 46SY ..	2 0 0	0 15 0	2 15 0	
	<hr/>			
	£42	5 0	£11 8 6	£53 13 6
	<hr/> <hr/>			

UN SOUND FOOD.

The Inspectors, acting under instructions, made frequent examinations of articles of food submitted for sale, and in consequence of these inspections, the following articles were

removed and destroyed under Sec. 47, Sub-Sec. 8 Public Health (London) Act, 1891, at the request of the persons exposing them, or having them for sale:—

2 pads of Mackerel.
 8 boxes of Plums.
 1 box of Tomatoes.
 1 case of Cod.
 3 cases of Apples.
 1 case of Hake.
 80 lbs. of Skate.

REVENUE ACT, 1903.

In 1890 Parliament passed the Customs and Inland Revenue Act (33 Vict. Cap. 8), in which (Section 26, 2) they granted exemption from inhabited house duty, for houses used solely for providing separate dwellings at rents not exceeding seven shillings and six-pence a week for each dwelling, provided that a certificate is produced from the Medical Officer of Health for the district in which the house is situated, to the effect that the house is so constructed as to afford suitable accommodation for each of the families or persons inhabiting it, with due provision for their sanitary requirements. The Medical Officer of Health must examine such premises on request for the purpose of ascertaining whether such certificate can properly be given. In 1891 Parliament extended the benefits of the Act, and in 1903 the provisions were again extended and embodied in a new Section (Revenue Act, 1903, Section 11), the previous enactments being repealed except with regard to the mode of obtaining the certificate. The exact words of the Section are:—

II. (i.) Where a house, so far as it is used as a dwelling house, is used for the sole purpose of providing separate dwellings:—

(a) The value of any dwelling in the house which is of an annual value below twenty pounds, shall be

excluded from the annual value of the house for the purposes of inhabited house duty ; and

(*b*) The rate of inhabited house duty, in respect of any dwelling in the house of an annual value of twenty pounds, but not exceeding forty pounds, shall be reduced to three pence ; and

(*c*) The rate of inhabited house duty, in respect of any dwelling in the house of an annual rate exceeding forty pounds, but not exceeding sixty pounds, shall be reduced to sixpence.

The only applications made under this Act during the year were by the London County Council with respect to Carrington House in Brookmill Road, Drake Buildings Nos. 1 to 40, and Raleigh Buildings Nos. 1 to 50 in Blake Street; the required certificates were granted.

HOUSES LET IN LODGINGS.

The bylaws relating to houses let in lodgings, or occupied by members of more than one family, made by the Council pursuant to Sec. 94 of the Public Health (London) Act, 1891, viz. —

- (*a*) For fixing the number of persons who may occupy a house or part of a house which is let in lodgings or occupied by members of more than one family, and for the separation of the sexes in a house so let or occupied ;
- (*b*) for the registration of houses so let or occupied ;
- (*c*) for the inspection of such houses ;
- (*d*) for enforcing drainage for such houses, and for promoting cleanliness and ventilation in such houses ;
- (*e*) for the cleansing and lime-washing at stated times of the premises ;
- (*f*) for the taking of precautions in case of infectious disease, received the sanction of the Local Government Board.

The undermentioned houses were registered during the year ending December 31st, 1904:—

Giffin Street—Nos. 1, 3, 5, 7, 9, 11, 13, 15, 17, 19, 21, 23, 25, 27, 29, 31, 33, 35, 37, 39, 41, 43, 45, 47, 49, 51, 53, 55, 57, 59, 61, 63, 65, 67, 69, 71, 73, 75, 77 and 79; 14, 16, 18, 20, 22, 24, 26, 28, 30, 32, 34, 36, 38, 40, 42, 44, 46, 48, 50, 52 and 54.

Bevil Street—1, 2 and 3.

Frankham Street—15, 17, 19, 21, 27, 29, 31, 31A, 43, 45, 49 and 51.

Church Street—77, 81, 83 and 85.

Addey Street—56 and 58.

Rowley Street—1, 2, 3, 4, 5, 6, 7, 8, 12, 13, 14, 15, 16, 17, 18, 19, 20 and 21.

Baildon Street—10, 12, 14, 16, 18, 20, 22, 24, 26, 28, 30, 32, 34, 36, 38, 40, 42, 44, 46, 48, 50, 52, 54, 56, 58 and 60; 19, 21, 23, 25, 27, 29, 31, 33, 35, 37, 39, 41, 43, 45, 47, 49, 51, 53, 55, 57, 59, 61, 63, 65, 67, 69 and 71.

Brookmill Road—19, 21, 23, 29, 31, 33, 68 and 70.

Friendly Street—118, 120 and 122.

Watergate Street—1A, 3, 7, 15, 17, 25, 29, 31, 33, 35, 37, 39, 51, 53, 55, 57, 59, 61, 63, 65, 67, 69, 73, 77 and 79; making a total of 189.

105 Intimation Notices were served for dilapidations, &c., and 553 re-inspections made with reference to the above notices.

COMMON LODGING-HOUSE ACTS, 1851 AND 1853.

The Secretary of State, by a Provisional Order which came into operation on the 1st November, 1894, transferred to the London County Council the powers of the Commissioner of Metropolitan Police in respect of Common Lodging-houses.

The following is a list of the Common Lodging-houses registered in this district, providing accommodation for 552 persons; in addition to the above there is Carrington House, Brookmill Road, which provides for 804 lodgers.

COMMON LODGING HOUSES

Reg. No.	Name and Residence of Keeper.					Situation of the Common Lodging House.			Authorized No. of Lodgers.	Sex of lodgers. M - Men. W - Women. MC - Married Couples.	Date of Approval of premises.
	Date when registered.	Name.	No. of House	Street or Place.	Parish.	No. of House	Street or Place.	Sanitary District.			
3997	8th June, 1887	Letitia Catherine Longinotto	—	"The Hut," Strawberry Hill-road	Twickenham	1	Church-street ...	Deptford	57	M	19th March, 1887
4491	29th Oct, 1898	Mary Ann Hazelton	16	Watson-street ...	Deptford ...	39	Baildon-street ...	Deptford	13	M	15th Jan, 1873
4492	29th Oct, 1898	Mary Ann Hazelton	16	Watson-street ...	Deptford ...	37	Baildon-street ...	Deptford	24	M	15th Jan, 1873
5399	5th March, 1887	Letitia Catherine Longinotto	—	"The Hut," Strawberry Hill-road	Twickenham	146	Church-street ...	Deptford	42	M	26th Feb, 1887
5482	8th May, 1885	Sarah Ann Mantle	110	Malpas road ...	Brockley ...	35	Baildon-street ...	Deptford	42	M	22nd April, 1885
6007	6th Oct, 1894	Ellen McCarthy	88	Douglas-street ...	Deptford ...	42	Albury-street ...	Deptford	50	M	22nd Sept, 1894
6030	18th Dec, 1889	Letitia Catherine Longinotto	—	"The Hut," Strawberry Hill-road	Twickenham	27	Watergate street	Deptford	36	M	27th Nov, 1889
6043	18th April, 1890	Bernard Jaffa	112	High-street ...	Deptford ...	112	High-street ...	Deptford	213	M	29th March, 1890
6187	30th Oct, 1894	Joseph Mitchell	33	New King-street ...	Deptford ...	33	New King-street	Deptford	7	M	19th Oct, 1894
6206	5th Feb, 1897	James Webster	38	Wickham road ...	Brockley ...	124	Tanner's-hill ...	Deptford	68	M	15th Feb, 1897

Seamen's Lodging House, 22, New King-street

HOUSE TO HOUSE INSPECTION.

The Council approved in February, 1904, of the appointment of an additional sanitary inspector for the purpose of making a complete house to house inspection throughout the whole Borough. The subjoined table gives the result of such inspection:—

Name of Road.	Premises inspected	Defects.
Ilderton Road ...	32	2
Whitepost Lane ...	3	2
Wagner Street ...	9	4
Canterbury Road ...	23	8
Alpine Road ...	34	4
Silwood Street ...	31	17
Edale Road ...	48	14
Rokeby Road ...	55	18
Addey Street ...	74	42
Cornbury Road ...	33	25
Total ...	<u>342</u>	<u>136</u>

Total re-inspections, calls, &c., in connection with the above 136 defects—1,025.

HOUSE PROPERTY INSPECTIONS, &c.

A summary of the Sanitary work done during the year will be found in Table No. 2.

The total number of premises inspected was 4,297, whilst re-inspections, calls, service of notices, &c., amounted to 17,995. The number of preliminary notices or "Intimations" served during the year was 1,687, whilst the number of Statutory Notices served was but 121, and in only 16 cases was it necessary to take legal proceedings to enforce these orders.

Overcrowding was abated in 22 cases, without having to take any legal proceedings.

Smoke Nuisances. Observations were kept on the different factories in the Borough, and 193 cases reported to the Public Health Committee, and notices were served to abate the nuisance in several cases.

PLACES WHERE FOOD IS PREPARED FOR SALE.

Under this head are included the kitchens of hotels, restaurants, eating houses of all kinds, ham and beef shops, fried fish shops, tripe and eel shops, and other places where food is prepared.

There were 54 places on the register at the end of 1903, and during the present year 44 others were registered, making a total of 98 premises and 129 rooms. These received 148 inspections during the year, with the result that great improvements have been effected in the sanitary conditions of these premises.

BAKEHOUSES.

The number of bakehouses on the register for the year was 79, 77 as workshops and 2 as factories. The number of inspections was 453. There are 28 underground bakehouses in the borough. One certificate of an underground bakehouse, left over from last year, was granted during the year.

The whole of the bakehouses have been kept under observation, and various defects remedied, and the half-yearly cleansing and limewashing carried out.

I am pleased to report that the bakehouses of the borough are kept in a satisfactory condition.

FACTORIES AND WORKSHOPS.

The duties devolving upon the Council with regard to the above include the provision of proper and sufficient sanitary accommodation for workpeople in factories and workshops, with separate provision for the sexes, the cleansing and ventilation of workshops and workplaces, and the keeping of

a register of the same within the borough, the registering and inspection of premises where home-work is carried on, the receipt and control of returns from employers giving work to outworkers and contractors.

The chief difficulty in dealing with outworkers is the constant change of address of those having the work in hand. They are frequently removing to fresh houses, and this necessitates continual amendment of the register.

On the whole the workshops and outworkers' premises in the borough are well kept. Where found necessary they have been cleansed, and other defects as found from time to time remedied. No legal proceedings have been required.

The number of workshops on the register is 255, including bakehouses and laundries. The number of inspections being 752.

Inspections of factories numbered 46.

The number of outworkers' premises on register is 387, and the inspections 359.

Workplaces other than the above were: on register 68, and inspection 79.

(For particulars, see tables 4, 5, 6 and 7).

DAIRIES, MILKSHOPS AND PURVEYORS OF MILK.

(See Table 3.)

These premises have been periodically inspected during the year, and where necessary, cleansing of vessels and premises have been enforced. There are at present on the register 190 persons registered as purveyors of milk within the borough, and 395 inspections have been made. In the cases of change of occupiers, new registrations have been made and recorded. I would direct attention to the constant change of occupiers of

small shops carrying on a small general business, and registered as "purveyors of milk." This involves constant inspection, as otherwise the new occupiers continue the sale without permission, and this goes on until a call by the Inspector reveals the fact. Hitherto no prosecution has taken place, though a person selling milk without registration is liable to a fine of £5. Another matter requiring attention is the practice of small shopkeepers keeping milk in the same shop as paraffin oil, soap, &c. Although not strictly within the definition of contamination, the practice is one which should be discouraged. The remedy would be best applied by licensing purveyors of milk, as in the case of cowsheds. Constant inspection is necessary to keep the premises and utensils in a clean condition.

Ten cases of infectious disease in connection with milkshops have been notified during the year.

The following infectious cases have been notified in connection with milkshops during the year :—

Diphtheria	2
Scarlet Fever	6
Measles	1
Chicken Pox	1
			—
			10 cases

In each case the measures as prescribed by the dairy, cowsheds and milkshops orders were carried out.

ICE CREAM.

The inspection of these premises under the London County Council (General Powers) Act, 1902, has been continued, and where necessary cleansing and amendment of premises carried out; barrows in the streets have also been kept under a strict supervision. The number of premises on the register for the year was 94, and 272 inspections have been made. The

number at the close of the first year was 98. During the year 23 were added, and 27 cancelled.

The making of ice-creams is confined generally to the summer season, but in some cases it is carried on throughout the year. It is found on inspection that a considerable trade is done in connection with confectionery premises, in addition to the usual Italian itinerant vendors.

The whole of the known premises were inspected and the business separated from living or sleeping rooms or any other likely source of contamination.

It was found necessary to take proceedings in one case, for keeping the premises in a filthy condition, and the occupier was fined the full penalty of £2, with the addition of £3 3s. costs.

COW SHEDS.

The following are the cow sheds in the borough at present licensed by the London County Council :—

Charman, Thomas, 14, Vulcan Road	...	1 cow
Crutcher, George, 117, Pomeroy Street	...	12 cows
Glover, George, 49, Watson Street	...	4 „
Weston, John, 178-182, Grove Street (rear)		14 „
Weston, J. & Sons, 33, Octavius Street	...	25 „
Do. do. 211, Railway Arches,		
Edward Street		17 „
		—
		73 „

At the licensing session of the London County Council, held in October, the renewal of the licence of one cowshed was refused, which reduces the number of cows licensed in the borough to 73. This leaves a total of 6 cowsheds in the

borough, and during the year 53 inspections have been made. The cleansing and limewashing has been carried out in accordance with the regulations.

SLAUGHTER HOUSES.

The following are the premises in the Borough occupied as slaughter houses, under licence from the London County Council :—

Gregory, Louis James, 199, Queen's Road (rear of).

Mills, Walter & Son, 160, New Cross Road.

Wellbeloved, Alfred, 180, Brockley Road.

Wellbeloved, William Henry, 13a, High Street.

Williams, Wm., Friendly Street Mews, Friendly Street.

Wells, Thomas Arthur (trading as Kibble & Co.), 41, High Street (rear of).

The above premises have been systematically inspected, and the quarterly limewashing regularly carried out in accordance with the regulations. There are 6 premises, and 49 inspections have been made.

OFFENSIVE BUSINESSES.

There are five premises in the borough carrying on offensive businesses, under the offensive trade regulations of the London County Council.

On these, 65 inspections have been made during the year, and the regulations duly enforced, the periodical cleansing and lime-washing being done.

Complaints of nuisances from the works have been received from time to time, but on calling on the owners of the premises they have immediately abated the same.

CANAL BOATS ACTS.

I beg to present my report under the Canal Boats Acts, for the year ending December 31st, 1904, as follows:—

During the year I have made 41 visits, with a view to the inspection of boats, and have found boats and made inspections on 16 occasions.

The dates of visits were:—January 13th and 29th; February 5th and 25th; March 4th, 18th and 21st; April 13th, 19th and 22nd; May 6th and 13th; June 3rd, 10th, 15th, 22nd and 29th; July 8th, 15th and 22nd; August 23rd and 26th; September 2nd, 9th, 16th, 23rd and 30th; October 7th, 14th, 21st and 28th; November 2nd, 11th, 18th and 25th; December 2nd, 9th, 16th, 23rd, 28th and 30th.

Boats were inspected on the following dates:—February 7th, March 21st (2 boats), April 19th and 22nd, May 6th and 13th (3 boats), June 15th and 29th, September 9th, October 7th and 21st, December 23rd and 28th.

Number of visits	41
„ boats inspected	16

INFRINGEMENTS.

The following matters were found calling for attention:—

March 21st. Boat "Ouse," 794, registered at Birmingham. Number of children on register partially obliterated. New register provided and forwarded for inspection.

June 15th. Boat "Hilda," 713, registered at Wolverhampton. Old register in use on boat. New register provided and certified by the Inspector of Registration Authority.

October 7th. Boat "Mabel," 142, registered at Brierly Hill. Registration papers very dilapidated. Forecabin without stove.

Forecabin leaking and damp. Defects remedied and duly certified by Inspector of Registration Authority.

December 28th. Boat "Leslie," 229, registered at Brierly Hill. Forecabin leaking and damp. Under notice to repair.

I find the boats under inspection kept in a very clean condition, and no cases of sickness have been discovered on board. Special enquiries have been made in view of the prevalence of small-pox during the year in different parts of the country with which the boats may have been in contact.

Although I have inspected 16 boats during the year, as compared with 6 in 1903, there are still very few boats in use on the portion of the Canal within the borough. The principal carrying on the Canal is done by barges in connection with the Surrey Commercial Docks, and boats duly certified under the Merchant Shipping Acts, and outside the jurisdiction of the Canal Boats Acts.

This borough is not a registration authority.

THE ARRANGEMENTS MADE FOR THE INSPECTION OF BOATS.

Periodical inspection by Sanitary Inspector, duly appointed an Inspector under the Canal Boats Acts, jointly with other duties as Inspector of Workshops, Dairies, Cowsheds and Milkshops, &c.

NAME AND ADDRESS OF INSPECTOR.

Thomas Turner,

161, St. Asaph Road,

Brockley, S.E.

I have the pleasure of again recording my high appreciation of the tact and zeal with which the Sanitary Inspectors have discharged their duties during the year.

I have the honour to remain, Gentlemen,

Your obedient Servant,

HENRY WILLIAM ROBERTS,

Medical Officer of Health.

APPENDIX

METROPOLITAN BOROUGH OF DEPTFORD.
ANNUAL REPORT OF SANITARY INSPECTORS,
FOR THE YEAR ENDING DECEMBER 31st, 1904.

Table No. 2.	Number of District.						Totals.
	1	2	3	4	5	6	
Complaints Received... ..	15	38	35	12	26	7	133
Total Premises Inspected	724	745	738	754	768	568	4297
Re-Inspections, Calls, Service of } Notices, &c., &c. }	3297	3123	3608	3071	2981	1915	17995
Inspections under notice from Con- } tractors, per Bye-Laws }	117	50	37	4	18	4	230
Number of Cases in which Pro- } ceedings have been taken }	..	8	..	8	16
"Intimations" Served	100	348	272	345	405	217	1687
"Statutory Notices" Served ...	8	10	21	13	55	14	121
Houses Closed by Magistrate's Order
" " Voluntarily
Houses registered as let in Lodgings	189	189
Houses inspected under Inland } Revenue Act, 1890 }	3	90	..	93
Water Closets—							
Old Closets abolished	4	4	8
New Closets provided	8	7	3	10	2	..	30
New Closets provided in Workshops
Basin and Trap provided	138	184	204	84	108	20	738
Water Supply provided	26	16	2	..	47	..	91
Water Supply Apparatus provided	23	33	169	37	67	23	352
Limewashed	3	12	16	4	35
Walls Repaired	5	..	64	34	23	3	129
Floors Repaired	25	..	180	41	77	6	329
Doors provided	3	..	2	3	9
Ventilated	1	2	3

ANNUAL REPORT OF SANITARY INSPECTORS,
FOR THE YEAR ENDING DECEMBER 31st, 1904—*continued.*

Table No. 2 — <i>continued.</i>	Number of District.						Totals.
	1	2	3	4	5	6	
Seats provided	29	14	11	54
Basins Cleansed	9	1	5	16	7	38
Drains—							
Drains Re-constructed	28	93	123	61	117	2	424
Surface Drains provided	4	13	4	1	3	25
Cleansed and Amended	124	79	62	26	82	17	390
Gully Traps fixed	156	84	208	45	132	12	737
New Soil Pipes and Vent Pipes fixed	60	31	12	...	21	4	128
Chambers built and Interceptors } provided }	20	16	32	10	19	2	99
Interceptors only fixed	1	1
Ventilated	43	71	32	31	29	3	209
Provided to Stables	2	3	3	1	9
Clearing Eyes	48	...	7	28	11	1	95
Sinks, Bath & Lavatory Wastes, and Rain Water Pipes—							
Disconnected from drains, trap- } ped and ventilated }	56	33	54	26	17	4	190
Cesspools—							
Abolished	8	2	3	...	13
Dustbins—							
Provided	52	50	102	42	79	64	389
Repaired
Yards—							
Paved	25	28	53	46	36	5	193
Surface Repaired	44	14	85	25	142	6	316

ANNUAL REPORT OF SANITARY INSPECTORS,
FOR THE YEAR ENDING DECEMBER 31st, 1904—*continued.*

Table No. 2—<i>continued.</i>	Number of District.						Totals
	1	2	3	4	5	6	
Scullery and Wash-house Floors—							
Paved	23	7	9	6	32	4	81
Forecourts—							
Paved	20	...	17	6	11	...	54
Surface Repaired	7	2	5	...	14
Gutters and Rain Water Pipes—							
Provided and Repaired	41	14	31	38	45	20	189
Water Supply—							
Store Cisterns provided
" " Covers provided	4	3	7
" " Cleansed	3	3
Store Cisterns abolished	15	...	28	22	10	2	77
Supply Reinstated	7	5	14	9	9	...	44
Fittings Repaired	15	14	...	12	8	...	49
New Houses Inspected for Certificates before Occupation }	86	20	90	...	196
Potable Water provided from Service }	15	1	2	18
Cleansing and Repairs—							
Houses Cleansed and Limewashed	30	71	164	151	141	131	688
Houses repaired and Ventilation Improved }	3	18	42	11	...	6	80
House roofs repaired	24	30	93	19	46	62	274

ANNUAL REPORT OF SANITARY INSPECTORS,
FOR THE YEAR ENDING DECEMBER 31st, 1904—*continued.*

Table No. 2 — <i>continued.</i>	Number of District.						Totals.
	1	2	3	4	5	6	
Dung Receptacles—							
Abolished	2	2
Provided	2	...	5	...	7
Underground Rooms—							
Use as dwellings abolished
Overcrowding—							
Cases Abated	1	4	...	17	...	22
Accumulations—							
Removed	6	5	21	7	16	9	64
Animals—							
Ceased keeping as a Nuisance ...	2	3	1	1	1	...	8
Smoke Nuisances—							
Cases Abated	2	...	6	32	...	40
Observations	5	17	13	65	93	...	193
Rooms occupied in such a manner } as to be a nuisance }	1	1
Unsound Food Destroyed	*	...	†	‡	...
Urinals provided	1	1
„ cleansed	4	4

* 2 Pads of Mackerel, 8 Boxes of Plums, 1 Box of Tomatoes.

† 1 Case of Cod, 3 Cases of Apples, 1 Case of Hake.

‡ 80 lbs. of Skate.

District No. 1.—Inspector PRIEST.

District No. 2.—Inspector SHELLEY.

District No. 3.—Inspector DANSON.

District No. 4.—Inspector SNOWDON.

District No. 5.—Inspector OWNER.

District No. 6.—Inspector WRIGHT.

Table No. 3.

METROPOLITAN BOROUGH OF DEPTFORD.

PUBLIC HEALTH DEPARTMENT.

Annual Report of Medical Officer of Health.

PROCEEDINGS DURING 1904.

PREMISES.	NUMBER OF PLACES—				Number of inspections, 1904.	Number of notices, 1904.	Number of prosecutions, 1904.
	On register at end of 1903.	Added in 1904.	Re-moved in 1904.	On register at end of 1904.			
Milk premises	189	46	45	190	395		
Cowsheds	7	...	1	6	53		
Slaughter-houses ...	6	6	49		
Other offensive trade premises	5	5	65		
Ice cream premises ...	98	23	27	94	272		1
Registered houses let in lodgings	...	189	...	189	553	{ (a)* (b)*105	{ (a) (b)

* (a) For overcrowding.

|| (b) For other conditions.

Overcrowding, 1903—

Number of dwelling-rooms overcrowded	22
Number remedied	22
Number of prosecutions

Underground rooms—

Illegal occupation dealt with during year
Number of rooms closed

Insanitary houses—

Number closed under the Public Health (London) Act, 1891
Number closed under the Housing of the Working Classes Act

Shelters provided under sec. 60 (4) of the Public Health (London) Act, 1891—

Number of persons accommodated during the year ... 9

Revenue Acts—

Number of houses for which applications were received during year ... 3

Number of tenements comprised therein ... 95

Number of tenements for which certificates were—
 (a) granted 95
 (b) refused
 (c) deferred

Number of prosecutions under Bye-laws under Public Health Act, 1891—

- (a) For prevention of nuisance arising from snow, ice, salt, filth, etc. ...
- (b) For prevention of nuisance arising from offensive matter running out of any manufactory, etc. ...
- (c) For the prevention of keeping of animals in such a manner as to be injurious to health ...
- (d) As to paving of yards, etc., of dwelling houses ...
- (e) In connection with the removal of offensive matter, etc. 1
- (f) As to cesspools and privies, removal and disposal of refuse, etc. ...
- (g) For securing the cleanliness of tanks, cisterns, etc. ...
- (h) With respect to water closets, earth closets, etc. ...
- (i) With respect to sufficiency of water supply to water closets ...
- (j) With respect to drainage, etc. (Metropolis Management Act, Section 202) ...
- (k) With respect to deposit of plans as to drainage, etc. (Metropolis Management Acts Amendment (Bylaws) Act, 1899) ...

Mortuaries—

Total number of bodies removed ... 76

Total number of infectious bodies removed ... 1

H. W. ROBERTS,

Medical Officer of Health.

Table No. 4.

METROPOLITAN BOROUGH OF DEPTFORD.

PUBLIC HEALTH DEPARTMENT.

TABULATION OF REPORT AS REQUIRED BY S. 131 OF THE FACTORY
AND WORKSHOP ACT, 1901.

INSPECTION OF FACTORIES, WORKSHOPS, AND WORKPLACES.

CLASS OF WORKS.	NUMBER OF PLACES					Number of Inspections.	Number of		Number of Prose- cutions.
	On Regis- ter at end of 1903.	Added in 1904.	Re- moved in 1904.	On Register at end of 1904.			Written Intimations.	Notices.	
				Prem- ises.	Rooms				
Factories ...	Factory Laundries ...	5	1	4	21	11			
	Factory Bakehouses ..		2		2	2	11		
	Other Factories ...						24		
Workshops	Workshop Laundries	10	2		12	39	27		
	Workshop Bakehouses	77	1	1	77	83	442		
	Other Workshops ...	172	24	30	166	240	283		
Workplaces	Places where Food is prepared for Sale	54	46	2	98	129	148		
	Workplaces other than the above ...	53	23	8	68	83	79		
Home-workers' Premises ..	387	125	125	387	396	359			
Total ...	753	228	167	814	993	1384			

Table No. 5.

METROPOLITAN BOROUGH OF DEPTFORD.

*Annual Report of Medical Officer of Health for 1904.***FACTORIES, WORKSHOPS, LAUNDRIES, WORKPLACES AND
HOMEWORK.****I.—INSPECTION.**

INCLUDING INSPECTIONS MADE BY SANITARY INSPECTORS.

Premises.	Number of		
	Inspections.	Written Notices.	Prosecutions.
Factories (including Factory Laundries)	46		
Workshops (including Work- shop Laundries)... ..	752		
Workplaces	79		
Homeworkers' Premises ...	359		
Total	1236		

2.—DEFECTS FOUND.

PARTICULARS.	NUMBER OF DEFECTS.			Number of Prosecutions.
	Found.	Remedied.	Referred to H.M. Inspector.	
<i>Nuisances under the Public Health Acts,</i>				
Want of Cleanliness	93	86	3	
Want of Ventilation	4	4	1	
Overcrowding	4	4		
Want of Drainage of Floors				
Other Nuisances	54	48		
Sanitary Accommodations {	Insufficient	13	9	
	Unsuitable or defective	14	14	
	Not Separate for Sexes	3	3	
<i>Offences under the Factory and Workshop Act.</i>				
Illegal Occupation of Underground Bakehouse (s. 101)				
Breach of Special Sanitary Requirements for Bakehouses (ss. 97 to 100)				
Failure as regard Lists of Outworkers (s. 107)	1	1		
Giving out work to be done in premises which are {	Unwholesome (s. 108)			
	Infected (s. 110)	1	1	
Allowing Wearing Apparel to be made in Premises infected by Scarlet Fever or Small Pox (s. 109)	1	1		
Other Offences				
Total	188	171	4	

3.—OTHER MATTERS.

Class.	Number.	
Matters notified to H.M. Inspectors of Factories :—		
Failure to affix Abstract of the Factory and Workshop Act (s. 133)	9	
Action taken in matters referred by H.M. Inspectors as remediable under the Public Health Acts, but not under the Factory Act, s. 5) {	4	
Notified by H.M. Inspector ...		
Reports (of action taken) sent to H.M. Inspectors	4	
Other	19	
Underground Bakehouses (s. 101) :—		
In use during 1903	34	
Certificates granted {	27	
in 1903		
in 1904	1	
In use at the end of 1904	28	
Homework .—		
		Number of
<i>Lists of Outworkers (s. 107) :—</i>		
Lists received	95	204
Addresses of outworkers {	314	
	280	
<i>Homework in unwholesome or infected premises :—</i>		
Notices prohibiting homework in unwholesome premises (s. 108)		
Cases of Infectious disease notified in Homeworkers' premises	4	
Orders prohibiting homework in infected premises (s. 110)		
Workshops on Register (s. 131) at the end of 1904 :—		
Bakehouses	77	
Dressmaking	53	
Laundries	12	
Millinery	11	
Shirtmaking	7	
Tailoring	20	
Wheelwrights (Vans, &c.)	11	
Others	64	
Total number of Workshops on Register ...	255	
Number of Workshop rooms measured	18	

Table No. 6.

LISTS OF OUTWORKERS.

CLASS OF HOMEWORK.	1904. NUMBER OF LISTS RECEIVED.				NUMBER OF ADDRESSES OF OUTWORKERS.			
	Due Feb. 1st.		Due Aug. 1st.		Forwarded to Other Authorities.		Received from Other Authorities.	
	No. of Lists.	No. of Out- workers.	No. of Lists.	No. of Out- workers.	Due 1 Feb.	Due 1 Aug.	Due 1 Feb.	Due 1 Aug.
Wearing apparel—								
Dressmaking ...	3	16	4	12	18	18	18	20
Shirt making ...	12	44	11	41	47	46	33	31
Tailoring ...	20	33	24	33	77	96	10	12
Collar making ...							15	13
Stay making ...							17	14
Blouse making ...							22	16
Underclothing ...							14	13
Lace ...								
Cabinet making ...								
Fur pulling ...								
Other ...	13	15	8	10	8	4	20	17
Total...	48	108	47	96	150	164	144	136

Table No. 7.**TABLE OF CLASSES OF WORKSHOPS ON REGISTER.**

Class of Work.	Number of premises.	Number of Workrooms.	Remarks.
Bakehouse;	77	83	
Blouse making	5	6	
Boot do.	7	8	
Collar do.	3	3	
Dress do.	53	64	
Laundries	12	39	
Mantle making	5	8	
Millinery	11	14	
Smith's work	7	9	
Shirt making	7	12	
Tailoring	20	22	
Underclothing making	3	5	
Wood-chopping	6	6	
Wheelwrights (vans, &c.)	11	31	
Others	28	52	
Total	255	362	

H. W. ROBERTS,

Medical Officer of Health.

METROPOLITAN BOROUGH OF DEPTFORD.

Table No. 8.

Deaths of Residents of Deptford occurring outside the
Borough during the year 1904.

Place of Death.	North Deptford.	South Deptford.	Central Deptford.	Sex.		Total.
				Males.	Females.	
Union Infirmary	83	44	105	136	96	232
Greenwich Workhouse... ..	22	8	27	29	28	57
Guy's Hospital	18	6	11	19	16	35
Park do.	3	5	6	8	6	14
Dartford Asylum	3	3	7	10	3	13
Brook Hospital	9	1	3	5	8	13
Miller do.		7	6	8	5	13
St. Thomas' do... ..	2	3	6	6	5	11
Seamen's do.	4	4	2	7	3	10
Evelina do.	1	2	3	1	5	6
St. John's do.	4	1	1		6	6
St. Bartholomew's do.	2	3		4	1	5
Charing Cross do.	2	1	2	2	3	5
Bermondsey Infirmary	4		1	4	1	5
East London Hospital... ..	4		1	2	3	5
Childrens' Hospital	3			1	2	3
Banstead Asylum	1		2		3	3
Westminster Hospital		2		2		2
King's College do.			2	2		2
Great Ormonde Street do.	1		1	1	1	2
St. Peter's House	2			1	1	2
London Hospital	2			2		2
Horton Asylum, Epsom	1	1		1	1	2
Camberwell Infirmary... ..		1			1	1
	171	92	186	251	198	449

METROPOLITAN BOROUGH OF DEPTFORD.

Table No. 8—continued.

Deaths of Residents of Deptford occurring outside the Borough during the year 1904.

Place of Death.	North Deptford.	South Deptford.	Central Deptford.	Sex.		Total.
				Male.	Female.	
17, Beaumont Street, W. ...		I			I	I
Brompton Hospital ...			I	I		I
St. Olaves' Infirmary ...			I	I		I
Cancer Hospital ...			I		I	I
St. Mary's School, Eltham ...	I			I		I
Colney Hatch Asylum ...	I			I		I
9, Fair Street, Mile End ...	I			I		I
Throat Hospital, Golden Sq. ...			I	I		I
Wandsworth Infirmary ...			I	I		I
Waterloo Station ...		I		I		I
Camberwell Asylum ...		I		I		I
Lewisham Infirmary ...		I		I		I
Sick Asylum, Hendon ...			I		I	I
National Hospital ...		I		I		I
River Thames ...			I	I		I
University College Hospital ...			I	I		I
St. Mary's do. ...	I			I		I
203, Lower Road, S.E. ...	I			I		I
Surrey Docks ...			I	I		I
Brixton Prison ...		I		I		I
Friedenham Hospital ...		I		I		I
Lambeth Infirmary ...	I			I		I
Waterloo Station Junction ...			I	I		I
Stone Asylum ...		I			I	I
	6	8	10	20	4	24

METROPOLITAN BOROUGH OF BOROUGH.

Table No. 8—*continued.*

Deaths of Residents of Deptford occurring outside the Borough
during the year 1904.

Place of Death.	North Deptford	South Deptford	Central Deptford	Sex.		Total.
				Male.	Female.	
Hospital for Women, Soho ...		1			1	1
Belgrave Childrens' Hospital ...	1				1	1
Grand Surrey Canal			1	1		1
Royal Free Hospital		1			1	1
Hostel of God			1	1		1
Chelsea Infirmary			1	1		1
Gore Farm Asylum		1			1	1
Friern Barnet do.		1		1		1
Royal Chest Hospital		1		1		1
Caterham Asylum	1			1		1
Middlesex Hospital		1		1		1
	2	6	3	7	4	11
Grand Total ...	179	106	199	278	206	484

Table No. 9.
METROPOLITAN BOROUGH OF DEPTFORD.

(This Table is prepared in accordance with the requisitions of the Local Government Board).

(TABLE No. I.)

VITAL STATISTICS OF WHOLE DISTRICT DURING 1904 AND PREVIOUS YEARS.

Year.	Population estimated to Middle of each year.	Births.		Total Deaths Registered in the District.				Total Deaths in Public Institutions in the District.	Deaths of Non-residents registered in Public Institutions in the District.	Deaths of Residents registered in Public Institutions beyond the District.	Nett Deaths at all Ages belonging to the District.	
		Number.	Rate.*	Under 1 year of Age.		At all Ages.					Number.	Rate.*
				Number.	Rate per 1,000 Births registered	Number.	Rate.*					
1894	105,999	3,663	31·7	543	161	1,417	13·3	270	212	374	1,579	14·8
1895	106,636	3,440	32·2	581	168	1,559	14·6	263	192	422	1,789	16·7
1896	107,273	3,560	33·1	613	172	1,580	14·7	288	258	401	1,723	16·0
1897	108,778	3,418	31·4	629	184	1,396	12·8	265	241	442	1,597	14·6
1898	109,982	3,463	31·4	665	192	1,499	13·6	226	208	437	1,734	15·8
1899	111,788	3,442	30·7	675	196	1,600	14·3	260	251	460	1,809	16·1
1900	112,236	3,396	30·2	540	159	1,719	15·3	230	221	471	1,969	17·5
1901	110,398	3,395	30·7	510	150	1,576	14·2	188	172	396	1,790	16·2
1902	111,577	3,315	29·7	459	138	1,326	11·8	162	115	502	1,826	16·3
1903	112,455	3,465	30·8	473	136	1,412	12·5	121	108	436	1,740	15·4
Averages for years 1894-1903.	109,712	3,452	32·1	568	165	1,508	13·9	227	197	434	1,775	15·9
1904	113,634	3,265	28·7	489	149	1,340	11·7	—	—	484	1,824	16·05

*Rates in Columns 4, 8, and 13 are calculated per 1,000 of estimated population.

Area of District in acres (exclusive of area covered by water.)	} 1,574.	Total population at all ages	110,398	} At Census of 1901.
		Number of inhabited houses	15,823	
		Average number of persons per house	7.	

Table No. 10.

METROPOLITAN BOROUGH OF DEPTFORD.

(This Table is prepared in accordance with the requisitions of the Local Government Board).

(TABLE No. II.)

VITAL STATISTICS OF SEPARATE LOCALITIES IN 1904 AND PREVIOUS YEARS.

Year.	Who'e Borough.				Deptford, North.				Deptford, South.				Deptford, Central.			
	Population estimated to middle of year.	Births registered.	Deaths at all ages.	Deaths under 1 year.	Population estimated to middle of each year.	Births registered.	Deaths at all ages.	Deaths under 1 year.	Population estimated to middle of each year.	Births registered.	Deaths at all ages.	Deaths under 1 year.	Population estimated to middle of each year.	Births registered.	Deaths at all ages.	Deaths under 1 year.
1894	105,999	3,363	1,417	465	29,040	1,383	390	190	32,340	998	305	112	42,960	1,962	722	183
1895	106,636	3,440	1,559	520	29,340	1,080	476	180	32,680	676	367	98	43,320	1,694	716	242
1896	107,273	3,560	1,580	613	29,500	1,100	513	181	33,010	764	360	111	43,690	1,696	707	203
1897	108,778	3,418	1,396	542	29,670	1,093	446	175	33,260	718	333	104	44,070	1,607	617	263
1898	109,982	3,463	1,499	569	29,840	1,151	430	182	33,670	699	402	102	44,430	1,615	667	285
1899	111,788	3,442	1,600	584	30,000	1,095	469	195	34,010	763	428	110	44,810	1,584	703	279
1900	112,236	3,396	1,549	544	30,160	1,130	654	172	34,370	711	503	106	45,240	1,555	792	266
1901	110,398	3,395	1,790	510	30,330	1,146	566	174	34,700	730	448	86	45,570	1,519	776	248
1902	111,577	3,315	1,826	459	30,480	1,077	537	151	34,997	698	537	83	45,903	1,540	752	225
1903	112,455	3,465	1,740	473	30,630	1,115	394	170	35,294	794	360	90	46,236	1,556	537	213
Averages of Years 1894-1903	109,712	3,452	1,775	526	29,899	1,137	487	176	33,833	755	404	100	44,622	1,622	678	240
1904	113,634	3,265	1,824	489	30,780	995	580	160	35,591	763	479	94	46,569	1,507	765	233

Table No. 12.
METROPOLITAN BOROUGH OF DEPTFORD.

(This Table is prepared in accordance with the requisitions of the Local Government Board).

(TABLE No. IV.)

CAUSES OF, AND AGES AT DEATH DURING THE YEAR ENDING DECEMBER 31st, 1904.

Causes of Death.	Deaths in or belonging to whole District at subjoined ages.							Deaths in or belonging to Localities (at all ages).			Total Deaths in Public Institutions in the District (Metropolitan Asylum Board's South Eastern Hospital).	Deaths of Residents Registered in Public Institutions beyond the District.	
	All ages.	Under 1 year.	1 and under 5.	5 and under 15.	15 and under 25.	25 and under 65.	65 and upwards.	North District.	South District.	Central District.			
Small-pox
Measles	73	19	53	1	32	3	38	..	4	
Scarlet Fever	11	1	6	4	4	3	4	..	9	
Whooping-cough	49	23	24	2	23	9	17	..	3	
Diphtheria and membranous croup	16	3	7	5	1	8	3	5	..	12	
Croup	
Fever { Typhus	
Enteric	3	1	1	1	2	1	..	3	
Other continued	
Epidemic influenza	11	6	5	1	10	
Cholera	
Plague	
Diarrhoea	112	87	19	1	..	2	3	37	18	57	..	4	
Enteritis	39	23	8	3	..	3	2	12	7	20	..	4	
Puerperal fever	2	2	..	1	1	1	
Erysipelas	4	2	1	1	2	1	1	..	1	
Other septic diseases	7	1	1	5	..	4	2	1	..	3	
Phthisis	177	5	9	10	31	119	3	60	40	77	..	67	
Other tubercular diseases	43	20	10	6	3	4	..	11	11	21	..	17	
Cancer, malignant disease	101	64	37	21	36	44	..	34	
Bronchitis	203	55	29	1	3	38	77	70	42	91	..	37	
Pneumonia	126	35	34	4	6	34	13	56	27	43	..	27	
Pleurisy	10	..	1	..	1	5	3	3	4	3	..	1	
Other diseases of Respiratory organs	5	..	2	3	..	3	1	1	..	3	
Alcoholism	
Cirrhosis of liver }	23	18	5	8	7	8	..	8	
Venereal diseases	5	3	2	..	2	..	3	..	3	
Premature Birth	57	57	15	16	26	..	2	
Diseases and accidents of parturition	10	5	5	3	5	2	..	2	
Heart diseases	166	11	2	6	7	87	51	38	56	72	..	33	
Accidents	63	23	7	5	3	18	7	29	17	17	..	19	
Suicides	6	1	4	1	2	2	2	..	3	
All other causes	502	121	22	15	15	129	200	135	156	211	..	184	
All causes	1824	489	235	64	72	551	413	580	479	765	..	484	

Table No. 11.

METROPOLITAN BOROUGH OF DEPTFORD.

(This Table is prepared in accordance with the requisitions of the Local Government Board).

(TABLE No. III.)

CASES OF INFECTIOUS DISEASE NOTIFIED DURING THE YEAR ENDING DECEMBER 31ST, 1904.

Notifiable Disease	Cases notified in whole district						Total cases notified in each locality			No. of cases removed to hospital from each locality			
	At all Ages	At Ages—Years					North Deptford	South Deptford	Central Deptford	North Deptford	South Deptford	Central Deptford	
		Under 1	1 to 5	5 to 15	15 to 25	25 to 65							65 and upwards
Small-pox	11	...	2	5	...	4	...	10	1	...	10	1	
Cholera...	
Diphtheria	186	3	70	88	11	14	...	84	44	58	73	33	44
Membraneous croup ...	4	...	4	1	2	1	1	1	...
Erysipelas	146	6	8	13	15	93	11	53	35	58	...	1	...
Scarlet fever	405	4	130	230	34	7	...	147	134	124	128	106	111
Typhus fever
Enteric fever	29	...	1	6	11	11	...	8	8	13	7	5	11
Relapsing fever
Continued fever
Puerperal fever	8	3	5	...	3	...	5	3
Plague
Chicken-pox	340	41	149	136	9	5	...	120	107	113
Totals	1129	54	364	478	83	139	11	416	340	373	209	156	170

Table No. 13.

NUMBER OF DEATHS AND DEATH RATE IN THE VARIOUS WARDS DURING 1904.

WARDS.	Number of deaths during the 4-weekly period ending													Total.	Rate per 1,000 persons living.
	Jan. 30	Feb. 27	Mar. 26	Apr. 23	May 21	June 18	July 16	Aug 13	Sept. 10	Oct. 8	Nov. 5	Dec. 3	Dec. 31		
East	32	32	28	32	28	20	29	39	36	20	25	25	13	359	15.98
North	15	16	29	35	30	19	19	18	41	23	10	29	21	305	12.21
North-West	21	20	17	25	16	21	19	18	35	11	14	24	22	263	10.94
South	14	13	10	12	12	6	4	9	12	3	6	8	17	126	10.18
South-East	12	22	11	14	12	9	7	8	5	10	6	14	12	142	11.68
South-West	11	14	12	12	10	6	9	11	16	9	18	6	11	145	10.06
Totals	105	117	107	130	108	81	87	103	145	76	79	106	96	1340	

METEOROLOGICAL OBSERVATIONS MADE AT THE ROYAL BOTANIC SOCIETY'S GARDENS, REGENT'S PARK, LONDON.

Months, 1904.	Means at 9 a.m.			Extreme Temperatures.						Rain.		Sunshine (bright).	Sunshine. Number of Days.
	Barometer reduced to Sea-level.	Thermometer.		Shade.				Maximum, Sun.	Minimum, Grass.	Total Depth.	Number of Days.		
		Dry bulb.	Wet bulb.	Maximum.	Minimum.								
					Date.	Date.							
January ...	29·96	39·7	37·9	54·5	13th	28·0	16th	72·5	20·0	2·41	23	H. M. 22·07	9
February ...	29·66	39·2	37·0	53·0	21st	27·5	28th	79·0	22·0	2·70	18	37·31	19
March ...	29·98	40·2	37·9	58·9	9th	26·5	17th	91·0	22·5	1·27	15	47·19	18
April ...	29·94	50·2	46·2	66·0	20th	36·5	25th	109·0	28·0	1·18	11	138·24	25
May ...	29·95	54·5	50·1	74·0	26th	35·5	8th	118·0	27·0	2·14	16	123·28	26
June ...	30·04	59·9	54·2	75·0	30th	43·0	3rd	120·5	36·5	0·66	6	200·43	29
July ...	30·02	68·3	61·5	89·0	17th	54·0	28th	128·0	45·0	2·11	9	265·14	29
August ...	30·01	63·8	57·6	89·2	4th	44·5	24th	130·5	36·0	1·59	10	231·52	30
September ...	30·07	56·0	53·2	73·5	5th	40·5	25th	115·5	27·5	1·33	11	129·27	24
October ...	30·09	50·2	48·9	65·0	18th	35·0	14th	97·0	18·0	1·59	13	45·00	16
November ...	30·07	40·9	39·7	58·0	9th	25·0	26th	84·5	12·0	1·66	10	29·13	12
December ...	29·93	41·7	40·5	55·0	16-17th	29·0	23rd	73·0	20·0	1·82	15	12·34	8
Totals ...	—	—	—	—	—	—	—	—	—	21·06	157	1,282·52	245
Means ...	29·97	50·3	46·2	—	—	—	—	—	—	—	—	—	—
Highest ...	—	—	—	89·2	Aug.	—	—	130·5	—	—	—	—	—
Lowest ...	—	—	—	—	—	25·0	Nov.	—	12·0	—	—	—	—

CCr

ANALYSIS OF THE VITAL STATISTICS OF **THE METROPOLITAN**
DISTRIBUTION OF DEATHS OCCURRING

Boroughs.	Estimated Popula- tion middle of 1904.	Births.	Deaths.	Annual Rate per 1000 Living.		
				Births.	Deaths.	Principal Infectious Diseases.
COUNTY OF LONDON ...	4,648,950	129,335	74,555	27·9	16·1	2·14
Paddington ...	146,975	3,295	2,017	22·5	13·8	1·56
Kensington ...	179,236	3,450	2,558	19·3	14·3	1·45
Hammersmith ...	117,412	3,146	1,840	26·9	15·7	2·53
Fulham ...	152,482	4,905	2,346	32·3	15·4	2·49
Chelsea ...	74,329	1,547	1,225	20·9	16·5	1·49
City of Westminster ...	177,321	2,898	2,396	16·4	13·5	0·87
St. Marylebone ...	130,337	3,948	2,109	30·4	16·2	1·51
Hampstead ...	86,663	1,431	884	16·6	10·2	0·66
St. Pancras ...	235,936	6,116	4,102	26·0	17·4	2·01
Islington ...	341,044	8,892	5,243	26·2	15·4	1·75
Stoke Newington ...	52,445	1,139	697	21·8	13·3	1·13
Hackney ...	226,266	6,159	3,366	27·3	14·9	2·13
Holborn ...	57,161	1,628	1,054	28·6	18·5	1·80
Finsbury ...	98,958	3,593	2,100	36·4	21·3	2·57
City of London ...	23,482	346	390	14·8	16·7	0·60
Shoreditch ...	117,033	3,744	2,378	32·1	20·4	3·20
Bethnal Green ...	130,207	4,526	2,500	34·9	19·3	2·95
Stepney ...	303,791	11,204	5,876	37·0	19·4	2·84
Poplar ...	169,905	5,543	3,149	32·7	18·6	3·35
Southwark ...	207,937	6,557	4,169	31·6	20·1	3·13
Bermondsey ...	129,397	4,192	2,582	32·5	20·0	3·52
Lambeth ...	310,359	9,059	4,884	29·3	15·8	2·10
Battersea ...	175,465	4,849	2,541	27·7	14·5	2·02
Wandsworth ...	257,448	6,928	3,435	27·0	13·4	1·73
Camberwell ...	268,384	7,242	3,992	27·1	14·9	1·90
Deptford ...	113,509	3,255	1,823	28·8	16·1	2·46
Greenwich ...	101,651	2,629	1,455	25·9	14·4	2·26
Lewisham ...	140,401	3,579	1,681	25·6	12·0	1·41
Woolwich ...	123,416	3,535	1,763	28·7	14·3	2·40

BOROUGH AND OF THE CITY OF LONDON AFTER
IN PUBLIC INSTITUTIONS DURING 1904.

Deaths from Principal Infectious Diseases.	Small Pox.	Measles.	Scarlet Fever.	Diphtheria.	Whooping Cough.	Typhus.	Enteric Fever.	Simple and Ill-defined Fever.	Diarrhoea.	Phthisis.	Deaths of Children under 1 year of age to 1,000 Births.
9,906	25	2,256	365	723	1,495	—	286	6	4,750	7,526	144
229	2	40	10	19	16	—	10	—	132	176	136
256	1	68	5	17	19	—	6	1	139	257	150
296	—	105	6	22	36	—	5	—	121	161	152
379	—	64	4	23	58	—	6	—	224	217	153
110	—	25	6	5	26	—	2	—	46	135	156
153	—	23	9	7	18	—	10	2	84	268	125
197	—	50	9	14	13	—	3	—	108	218	94
57	—	17	2	4	8	—	5	—	21	72	113
474	—	127	27	38	82	—	17	—	183	443	150
596	1	181	35	29	84	—	18	—	248	526	129
59	—	7	3	8	12	—	3	—	26	90	114
481	—	76	20	55	55	—	26	—	249	314	142
102	2	42	—	4	9	—	4	—	41	163	109
254	3	58	17	16	28	—	9	—	123	236	140
14	—	—	1	2	7	—	—	—	4	37	104
374	2	81	13	18	63	—	8	—	189	254	186
383	7	90	13	47	52	—	6	1	162	280	157
859	3	174	33	90	126	—	30	—	473	642	155
568	3	91	24	84	81	—	13	—	272	275	154
649	1	191	12	26	118	—	18	1	282	489	174
456	—	136	18	16	69	—	16	1	200	274	172
650	—	164	16	34	109	—	11	—	316	448	138
353	—	50	10	14	59	—	13	—	198	248	147
448	—	106	14	42	50	—	11	—	225	288	122
509	—	110	17	21	99	—	16	—	246	368	144
278	—	76	10	16	49	—	3	—	124	161	145
229	—	40	3	11	56	—	9	—	110	135	142
198	—	25	7	12	37	—	2	—	115	126	123
295	—	29	16	29	56	—	6	—	159	205	135

ANALYSIS OF THE VITAL STATISTICS OF **SEVENTY-SIX**

Towns.	Estimated Popula- tion middle of 1904.	Births.	Deaths.	Annual Rate per 1,000 Living.		
				Births.	Deaths.	Principal Infectious Diseases.
76 Towns	15,271,287	442,788	162,559	29·1	17·2	2·49
75 Provincial Towns ...	10,622,337	313,453	185,465	29·6	17·5	2·65
London	4,648,950	129,335	77,094	27·9	16·6	2·18
Croydon.....	144,419	3,744	1,988	26·0	13·4	1·42
Willesden	132,566	4,319	1,479	32·7	11·2	1·62
Hornsey.....	81,221	1,615	684	19·9	8·4	0·90
Tottenham.....	112,981	3,580	1,562	34·2	13·9	2·14
West Ham.....	288,424	9,291	4,733	32·3	16·5	3·33
East Ham	116,902	3,703	1,525	31·8	13·1	3·13
Leyton	110,844	3,171	1,401	28·7	12·7	2·56
Walthamstow	111,282	3,607	1,351	32·5	12·2	2·87
Hastings.....	66,503	1,154	873	17·4	13·2	0·40
Brighton.....	126,286	2,961	2,090	23·5	16·6	1·64
Portsmouth	198,038	5,579	3,333	28·3	16·9	2·13
Bournemouth	64,645	1,103	877	17·1	13·6	0·61
Southampton	112,500	3,003	1,542	26·8	13·7	1·08
Reading	76,373	1,989	1,055	26·1	13·9	1·80
Northampton	91,146	2,096	1,258	23·1	13·8	1·60
Ipswich	69,805	1,920	1,079	27·6	15·5	1·55
Great Yarmouth	52,099	1,446	911	27·8	17·5	2·53
Norwich.....	115,538	3,183	2,101	27·6	18·2	2·91
Plymouth	114,003	2,889	2,108	25·4	18·5	2·53
Devonport.....	75,334	2,154	1,008	28·7	13·4	1·24
Bristol	343,204	9,155	5,346	26·7	15·6	1·64
Hanley	63,932	2,151	1,332	33·7	20·9	4·10
Burton-on-Trent	51,934	1,342	778	25·9	15·0	1·32
Wolverhampton	98,194	2,925	1,516	29·9	15·5	2·71
Walsall	91,432	3,003	1,630	32·9	17·9	3·22
Handsworth	59,634	1,424	702	24·0	11·8	1·35
West Bromwich	67,186	2,265	1,090	33·8	16·3	1·90
Birmingham	537,965	16,933	10,666	31·6	19·9	3·42
Kings Norton	66,667	1,885	702	28·4	10·6	0·79
Smethwick.....	60,691	1,956	777	32·3	12·0	1·23
Aston Manor.....	80,363	2,323	1,203	29·0	15·0	2·97
Coventry	73,904	2,291	1,130	31·1	15·3	1·69
Leicester	224,186	5,946	3,244	26·6	14·5	1·97
Grimsby.....	66,958	1,954	1,083	29·3	16·2	3·43
Nottingham	248,811	6,879	4,391	27·6	17·7	2·58
Derby.....	120,449	3,285	1,838	27·4	15·3	1·40

OF THE LARGEST ENGLISH TOWNS DURING 1904.

Deaths from Principal Infectious Diseases.	Small-pox.	Measles.	Scarlet Fever.	Diphtheria.	Whooping-Cough.	Fever.	Diarrhœa.	Deaths of Children under one year of age to 1,000 Births.	Rate per cent. of Uncertified Deaths.
38,046	208	7,218	1,786	2,925	6,065	1,557	18,287	160	1.1
28,056	183	4,957	1,421	2,196	4,558	1,255	13,486	166	1.5
9,990	25	2,261	365	729	1,507	302	4,801	146	0.2
204	...	60	7	25	14	6	92	130	...
214	...	39	2	19	11	7	136	114	0.6
73	...	18	2	7	16	2	28	87	...
242	1	41	8	23	18	7	144	139	0.1
988	1	172	39	44	102	32	598	162	0.2
365	...	62	10	49	26	15	203	154	0.4
283	...	23	7	12	46	10	185	143	1.4
318	1	55	15	27	33	10	177	140	0.2
26	...	1	...	2	2	1	20	108	0.3
205	...	91	2	15	36	7	54	134	0.1
420	...	1	22	71	79	34	213	142	1.1
39	...	1	1	7	6	2	22	121	0.3
121	1	12	17	2	89	115	...
138	...	1	...	14	4	4	115	133	2.1
145	...	1	39	10	6	2	87	132	2.2
108	...	20	1	9	6	7	65	143	1.5
131	...	12	3	23	33	5	55	165	0.1
334	...	132	3	8	39	16	136	180	0.7
288	...	79	36	14	27	16	116	172	0.1
93	...	17	9	10	10	8	39	119	0.2
560	1	101	38	103	116	26	175	134	0.4
262	2	43	29	49	8	6	125	212	1.1
68	...	5	4	6	36	...	17	119	1.3
267	15	18	59	13	162	155	0.0
294	...	41	15	20	61	9	148	176	0.5
80	...	3	6	14	22	6	29	134	1.6
128	...	7	9	6	15	10	81	150	1.5
1,838	...	204	65	127	457	40	945	197	2.7
52	...	7	4	5	18	2	16	100	1.7
74	...	1	5	4	9	7	48	146	3.1
239	...	17	10	4	57	8	143	184	1.2
125	1	...	10	11	48	1	54	138	1.6
443	5	32	4	6	88	14	294	167	1.0
230	...	74	3	18	27	13	95	186	1.0
643	12	45	27	70	90	58	341	176	0.8
169	3	15	4	30	28	7	82	143	0.1

ANALYSIS OF THE VITAL STATISTICS OF **SEVENTY-SIX**

Towns	Estimated Popula- tion middle of 1904.	Births.	Deaths.	Annual Rate per 1,000 Living.		
				Births.	Deaths.	Principal Infectious Diseases.
Stockport	97,008	2,560	1,901	26·5	19·7	3·07
Birkenhead	114,814	3,796	2,249	33·2	19·6	3·71
Wallasey	60,354	1,673	916	27·8	15·2	2·69
Liverpool	723,430	24,277	16,296	33·7	22·6	4·65
Bootle.....	61,755	1,921	1,208	31·2	18·0	4·17
St. Helens	88,545	3,321	1,845	37·6	20·9	4·21
Wigan.....	62,800	2,188	1,345	35·0	21·5	2·91
Warrington	67,331	2,246	1,336	33·4	19·9	4·57
Bolton.....	175,744	4,698	2,964	26·8	16·9	2·28
Bury	58,450	1,386	986	23·8	16·9	2·34
Manchester	557,938	17,391	11,837	31·3	21·3	3·09
Salford	228,983	7,262	4,837	31·8	21·2	4·37
Oldham	139,497	3,466	2,531	24·9	18·2	2·31
Rochdale	85,601	1,946	1,512	22·8	17·7	2·03
Burnley	100,569	2,657	1,957	26·6	19·5	3·93
Blackburn	132,134	3,086	2,231	23·4	16·9	2·36
Preston	115,055	3,223	2,203	28·1	19·2	2·93
Barrow-in-Furness	59,654	1,893	818	31·8	13·7	1·34
Huddersfield.....	94,925	2,243	1,658	23·7	17·5	1·91
Halifax	107,580	2,143	1,658	20·0	15·5	1·50
Bradford	285,089	6,276	5,016	22·1	17·6	2·42
Leeds	450,142	12,562	8,089	28·0	18·0	2·56
Sheffield.....	432,940	13,802	7,250	32·0	16·8	2·20
Rotherham	58,498	1,927	922	33·0	15·8	2·39
York	81,268	2,288	1,315	28·2	16·2	2·81
Hull	253,865	7,855	4,699	31·0	18·6	3·52
Middlesbrough.....	96,684	3,481	1,907	36·2	19·8	2·79
Stockton-on-Tees.....	52,192	1,655	914	31·8	14·7	2·57
West Hartlepool	69,251	2,221	1,068	32·2	14·0	1·97
Sunderland	151,157	5,194	2,934	25·8	19·5	2·33
South Shields	107,334	3,644	1,916	34·0	17·9	1·76
Gateshead	118,067	4,049	2,180	34·4	18·5	2·88
Newcastle-on-Tyne	225,362	6,864	4,352	30·5	19·4	1·79
Tynemouth	53,060	1,846	1,017	34·9	19·2	1·93
Newport (Mon.)	71,543	2,362	1,118	33·1	15·7	1·64
Cardiff	176,313	5,208	2,608	29·6	14·8	1·80
Rhondda	122,310	4,860	2,331	39·8	19·1	3·80
Merthyr Tydfil.....	72,745	2,761	1,431	38·1	19·7	2·53
Swansea.....	95,931	2,998	1,724	31·3	18·0	2·23

OF THE LARGEST ENGLISH TOWNS DURING 1904—continued.

Deaths from Principal Infectious Diseases.	Small-pox.	Measles.	Scarlet Fever.	Diphtheria.	Whooping Cough.	Fever.	Diarrhœa.	Deaths of Children under one year of age to 1,000 Births.	Rate per cent. of Uncertified Deaths.
297	14	65	21	15	8	10	164	203	0'3
426	1	103	20	28	84	14	176	181	0'3
162	...	34	8	12	44	7	57	160	1'5
3,353	1	676	141	193	418	107	1,817	196	3'2
257	...	52	13	17	40	2	133	183	3'6
373	3	132	15	21	49	11	142	177	4'9
182	1	22	8	3	31	16	101	187	0'5
307	4	37	52	4	87	4	119	172	4'6
399	1	13	22	28	132	38	165	168	0'5
136	3	26	11	7	39	7	43	164	2'1
1,726	10	425	82	96	280	69	764	187	1'9
997	3	253	56	113	141	52	379	192	0'4
323	14	66	21	35	38	22	127	156	0'2
174	1	45	14	18	34	7	55	152	2'3
393	...	103	13	12	45	19	201	229	1'7
311	...	63	13	11	96	21	107	191	2'8
336	7	73	6	23	32	31	164	185	3'3
80	...	2	11	4	18	6	39	120	2'7
181	1	76	10	14	24	8	48	136	1'6
162	9	47	23	17	19	10	37	128	1'9
690	3	147	44	162	49	48	237	166	0'7
1,153	2	343	59	47	209	49	444	175	0'2
949	1	33	87	47	148	50	583	158	2'8
139	...	36	4	7	13	12	67	163	2'8
229	1	13	32	13	22	14	134	172	0'2
894	5	180	13	63	67	39	527	178	1'1
269	...	43	10	12	25	17	162	169	1'4
134	1	26	11	30	23	7	36	149	1'1
136	...	13	1	35	49	3	35	132	0'6
353	2	60	3	27	64	32	165	164	3'4
188	7	29	7	13	62	8	62	145	5'0
339	34	40	20	14	91	7	133	174	4'0
402	18	56	25	49	130	10	114	156	0'3
102	8	30	2	4	7	7	44	154	1'9
117	...	1	10	8	27	5	66	152	0'4
316	1	64	24	31	60	9	127	146	0'2
466	...	103	21	31	53	43	215	190	0'8
184	...	6	19	16	33	16	94	186	0'3
214	14	24	97	5	74	174	1'3

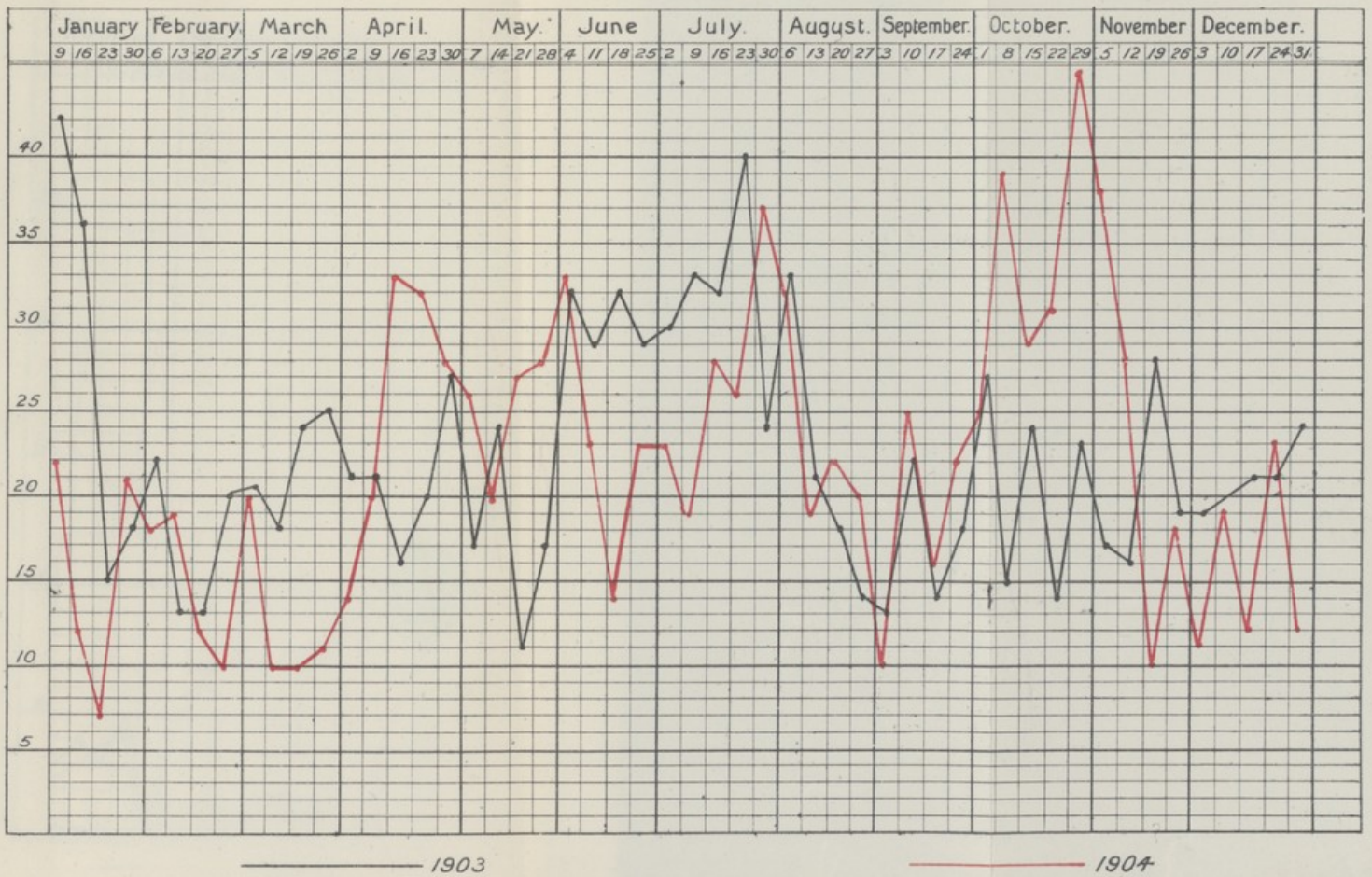
THE UNIVERSITY OF CHICAGO LIBRARY



44

Chart showing week by week the total number of cases of Infectious Diseases notified by Medical Practitioners as having occurred in the Borough of Deptford during the 52 weeks ending 31st December, 1904.

1904




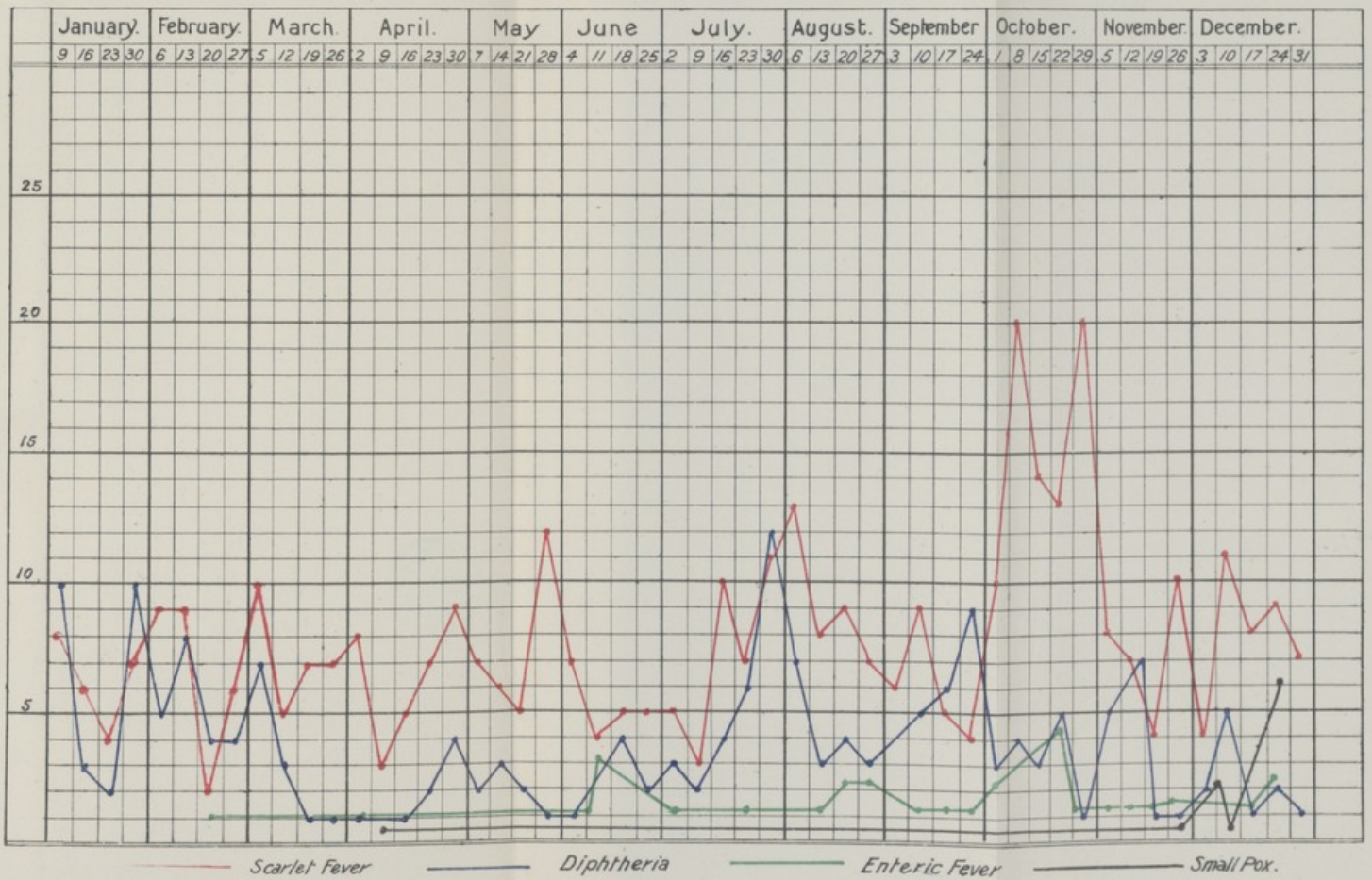
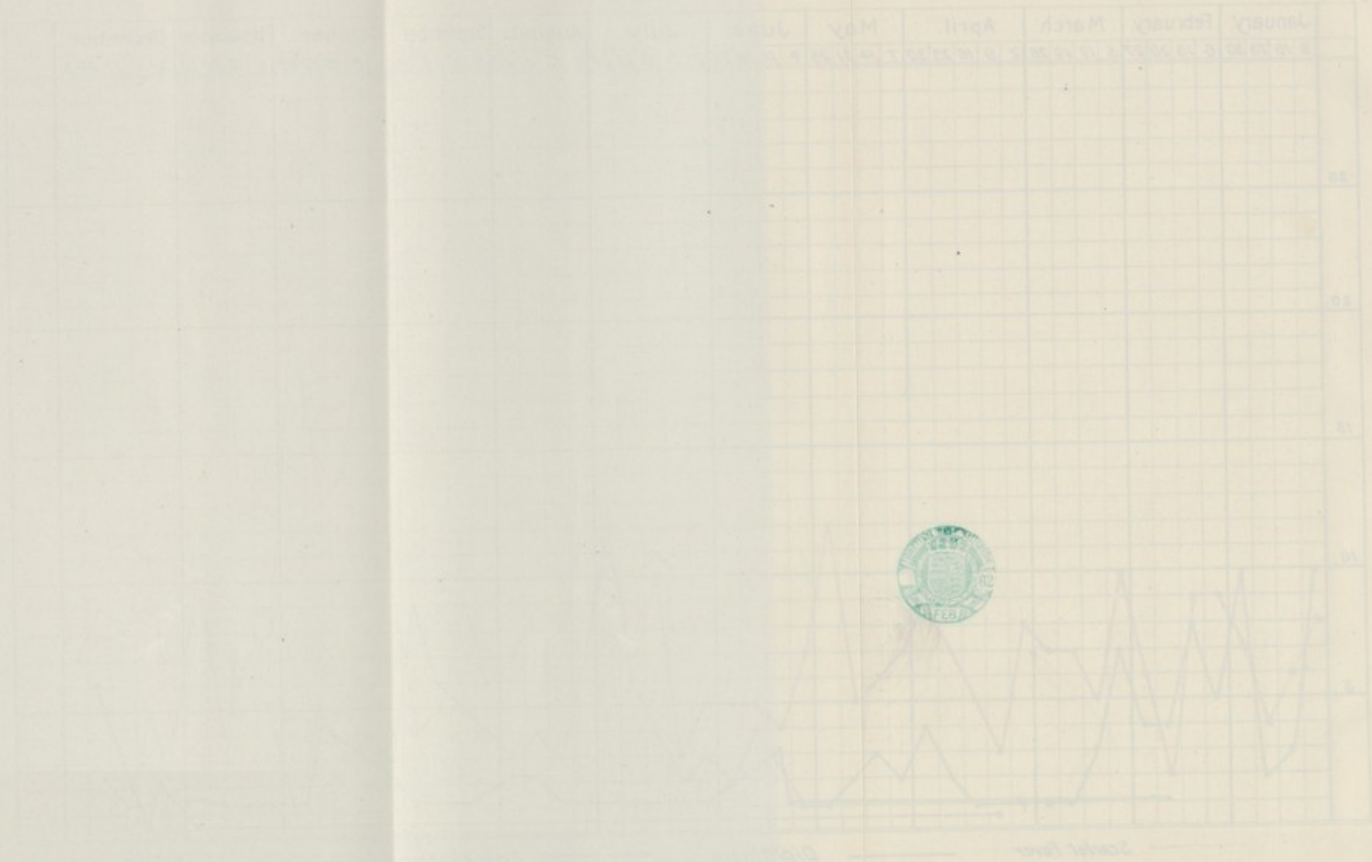


Chart showing week by week the number of cases of Diphtheria, Enteric Fever, Scarlet Fever and Small Pox, notified by Medical Practitioners as having occurred in the Borough of Deptford during the 52 weeks ending 31st December, 1904.

1904

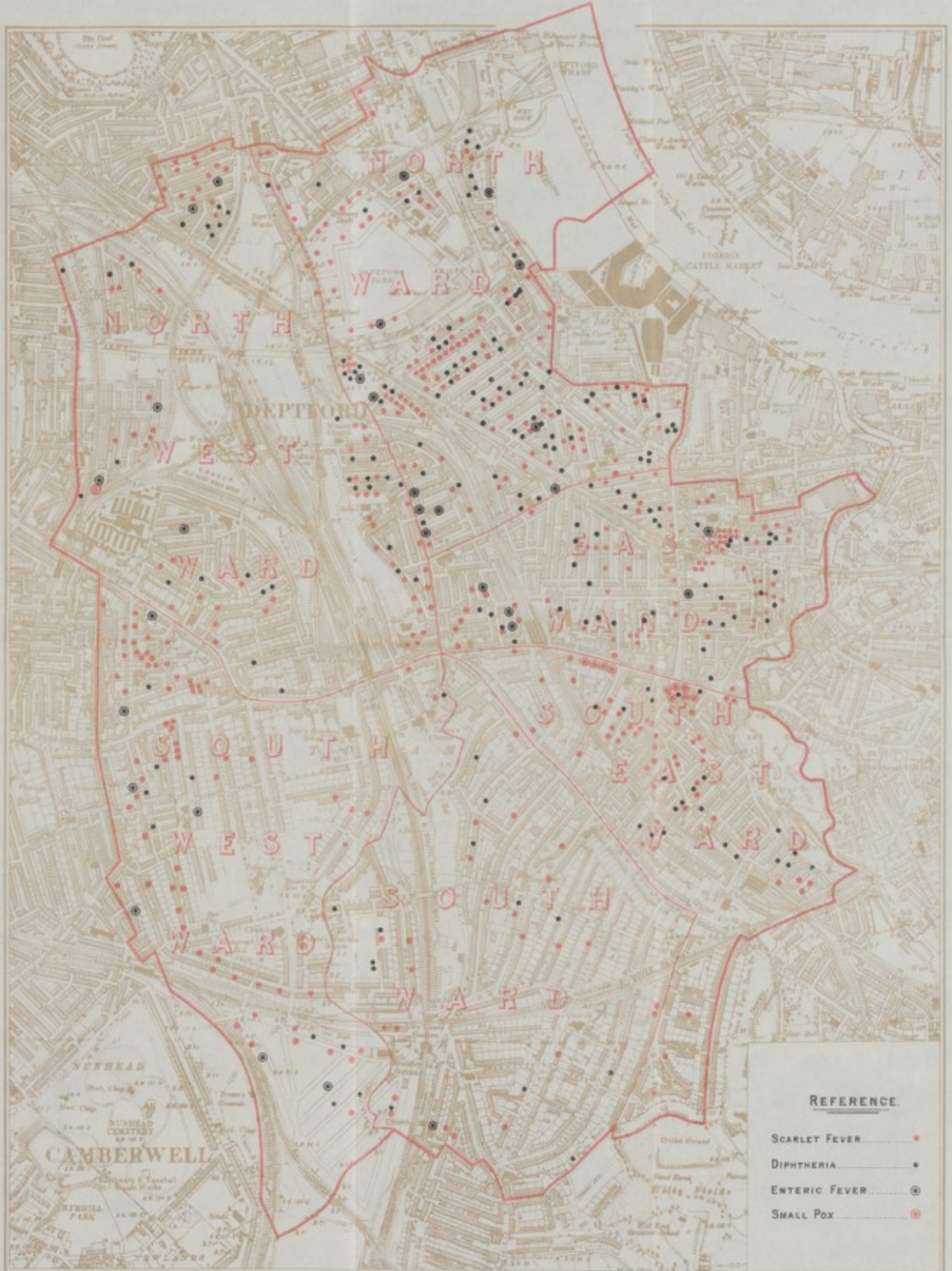


1004



METROPOLITAN BOROUGH OF DEPTFORD.

MAP SHEWING THE LOCALITIES OF INFECTIOUS DISEASES NOTIFIED DURING THE YEAR 1904.



METROPOLITAN BOROUGH OF BELFORD.

MAP SHOWING THE LOCALITIES OF INFECTIOUS DISEASE NOTIFIED DURING THE YEAR 1904.



LEGEND

- Red dots: Localities of infectious diseases notified during the year 1904.
- Red outline: Metropolitan Borough of Belford.
- Black outline: Districts or parishes within the borough.