

**The sixth annual report of the health, sanitary condition, etc., etc., of the District of Woolwich for the year 1894.**

**Contributors**

Woolwich (London, England). Local Board of Health.  
Smith, William R.

**Publication/Creation**

London : C. Mitchell Jackson, 1895.

**Persistent URL**

<https://wellcomecollection.org/works/w4c5xejs>

**License and attribution**

You have permission to make copies of this work under a Creative Commons, Attribution, Non-commercial license.

Non-commercial use includes private study, academic research, teaching, and other activities that are not primarily intended for, or directed towards, commercial advantage or private monetary compensation. See the Legal Code for further information.

Image source should be attributed as specified in the full catalogue record. If no source is given the image should be attributed to Wellcome Collection.



Wellcome Collection  
183 Euston Road  
London NW1 2BE UK  
T +44 (0)20 7611 8722  
E [library@wellcomecollection.org](mailto:library@wellcomecollection.org)  
<https://wellcomecollection.org>

THE  
SIXTH ANNUAL REPORT  
OF THE  
HEALTH, SANITARY CONDITION, ETC., ETC.,  
OF THE  
DISTRICT OF WOOLWICH,  
FOR THE YEAR 1894,  
BY  
WILLIAM R. SMITH, M.D., D.Sc., F.R.S.Ed.,  
*Barrister-at-Law,*  
*Professor of Forensic Medicine in King's College London,*  
MEDICAL OFFICER OF HEALTH.

---

Woolwich :

C. MITCHELL JACKSON, 3, CROSS STREET, GREEN'S END.

1895.



THE  
SIXTH ANNUAL REPORT  
OF THE  
HEALTH, SANITARY CONDITION, ETC., ETC.,  
OF THE  
DISTRICT OF WOOLWICH,  
FOR THE YEAR 1894,  
BY  
WILLIAM R. SMITH, M.D., D.Sc., F.R.S.Ed.,  
*Barrister-at-Law,*  
*Professor of Forensic Medicine in King's College London,*  
MEDICAL OFFICER OF HEALTH.

---

Woolwich :

C. MITCHELL JACKSON, 3, CROSS STREET, GREEN'S END.

1895.





THE PUBLIC HEALTH COMMITTEE  
OF THE  
WOOLWICH LOCAL BOARD OF HEALTH.

---

ROBERT GREEN, Esq., 2, Hare Street, Woolwich, *Chairman.*

A. PENFOLD, Esq., J.P., 43, The Common, Woolwich, *Chairman  
of the Board.*

The Principal Medical Officer of the Woolwich Military District.

Mr. J. ARNOLD, 50, Samuel Street, Woolwich.

Mr. R. BANNER, 16, Milward Street, Woolwich.

Mr. S. BARNES, 1, The Common, Woolwich.

Mr. W. H. BARTHOLOMEW, 49, Artillery Place, Woolwich.

Mr. G. J. CHAMPION, 35, Church Street, Woolwich.

Mr. W. G. DOWN, 17, Francis Street, Woolwich.

Mr. C. DUGGAN, 3, Eleanor Road, Woolwich.

Mr. A. FENN, 48, Wood Street, Woolwich.

Mr. W. HARRIS, Elizabeth Street, North Woolwich.

Major N. M. LAKE, R.E., Royal Engineer's Office, Woolwich.

Mr. D. MARSH, 70, Brewer Street, Woolwich.

Mr. G. W. MITCHELL, 21, Hare Street, Woolwich.

Captain E. E. NORRIS, R.A., 4, Nightingale Place, Woolwich.

Mr. T. R. RICHARDSON, 42, Hanover Road, Plumstead.

Mr. W. J. SQUIRES, 95, Wellington Street, Woolwich.

Mr. J. STRATTON, Wood Street, Woolwich.

Mr. R. J. WARREN, 8, Hare Street, Woolwich.

Mr. W. WOODFORD, 15, Nightingale Place, Woolwich.

TOWN HALL,

WOOLWICH.

26th February, 1895.

To

*The Chairman and Members of the Woolwich Local Board of Health.*

GENTLEMEN,

I have the honour to submit my report upon the sanitary condition of Woolwich during the year 1894.

Mortality      There have been 769 deaths during the year, of this  
Statistics.      number 326 occurred in the Dockyard Registration Sub-District and 443 in the Arsenal Registration Sub-District.

The gross death rate for the year estimated upon a population of 41,417 is 18·5 per thousand.

Of these deaths 190 took place in various medical institutions (Table 7) outside the district, in the appended statistical tables they have however been allotted to their proper registration sub-districts, and calculated as if taking place within the sanitary area of Woolwich. Fourteen deaths occurring within the district were of persons not rightly belonging to Woolwich, if these be deducted from the total deaths, the correct number of deaths occurring in Woolwich during the twelve months ending the 31st December, 1894, will be obtained, viz., 755.

Death Rate.      The corrected death rate is therefore 18·2 per thousand.

The following table shows the corrected death rate yearly, since the appointment of a Medical Officer of Health for the district, on the 29th October, 1889.

1890	...	...	...	20·5
1891	...	...	...	21·6
1892	...	...	...	19·5
1893	...	...	...	19·7
1894	...	...	...	18·2



The death rate for the year, which I believe is the lowest on record for the district, bears striking testimony to the success of the efforts which have been made during the past few years to better the conditions under which the inhabitants live, and although it is true the mortality rate for the whole of London during the past year is low, yet it is satisfactory to specially draw attention to this fact.

I do not wish to attach undue weight to this fact of a low mortality rate for the year, but I think it may be taken as an indication of an improved condition of things.

I have appended tables Nos. 9 and 10, which show comparatively the position taken by Woolwich in this respect to other large towns, and to the various Metropolitan Sanitary Districts.

Of these total deaths 290 were of children under 5 years of age, and 465 of persons above that age, of the 290 children, 177 were of infants under one year of age. Here again an improvement is to be noted over the preceding years as illustrated by the following table, the deaths of infants under one year being less than in preceding years.

		Total Deaths.		Deaths under one year.		Deaths between the ages of one & five years.
1890	...	838	...	215	...	141
1891	...	885	...	222	...	117
1892	...	806	...	198	...	95
1893	...	828	...	210	...	105
1894	...	755	...	177	...	113

In table 5 will be found a comparison of the deaths occurring in the sanitary district of Woolwich during the years 1892, 1893, and 1894, distinguishing those under 5 years of age and those over 5 years of age.

The deaths from all causes during the year included 39 from Measles, 22 from Scarlet Fever, 19 from Diarrhoea, 14 from Diphtheria, 8 from Whooping Cough, 5 from Typhoid Fever, 4 from Influenza, 2 from Small Pox, and 1 from Croup, in all 114 deaths from diseases classified by the Register General as Specific Febrile or Zymotic. This is equivalent to a Zymotic death rate of 2.6 per thousand.



The deaths from Measles, Scarlet Fever and Diphtheria are in excess of those from the same causes last year, when they were respectively 14, 15 and 6.

The Zymotic death rate for the past five years is as follows :

1890	...	...	...	2·8
1891	...	...	...	2·8
1892	...	...	...	2·4
1893	...	...	...	2·6
1894	...	...	...	2·6

Phthisis Mortality, etc. In class IV. 126 deaths are recorded as arising from some form of tubercular disease, of which number 54 occurred in the Dockyard Registration Sub-District, and 72 in the Arsenal Registration Sub-District.

The great difference between these numbers is occasioned by the deaths from Tabes Mesenterica, Tubercular Meningitis and Hydrocephalus, amounting to 10 in the Dockyard Registration Sub-District and 25 in the Arsenal. 28 of such deaths were of children under 5 years of age and 5 of the remaining 7 were between the ages of 5 and 15.

The deaths registered during the past five years as arising from Tubercular causes were as follows :

1890	...	...	...	126
1891	...	...	...	139
1892	...	...	...	112
1893	...	...	...	121
1894	...	...	...	126

I have in previous reports drawn marked attention to the mortality from Tubercular causes in the district, and indicated its grave importance.

There is no doubt that in most, if not all of the older houses of the district, there is no provision to prevent dampness, and especially is this the case with the houses in North Woolwich.

The Sanitary Authority must insist upon all proper means being adopted to remedy this very great evil, fraught as it is with the most serious injury to health.

In class 6, including the deaths from Laryngitis there will be found to be 133 deaths, 55 of these occurred in the Dockyard Registration Sub-District and 78 in the Arsenal Registration Sub-District.

In 1892 there were 188 such deaths and in 1893, 168 deaths.

Sex Mortality. Of the total deaths in the Arsenal Registration Sub-District there were 230 males and 213 females, in the Dockyard Registration Sub-District 168 males and 158 females, or in other words, of the 769 total deaths in the whole district 398 were of males and 371 of females. 151 deaths were of persons over 60 years of age.

Births & Birth Rate. The number of births registered during the year were 1265. Of these 12 were recorded as illegitimate.

The birth rate is therefore 30.5

For the past five years the birth rate has been as follows :

1890	...	...	...	30.6
1891	...	...	...	32.7
1892	...	...	...	29.9
1893	...	...	...	31.3
1894	...	...	...	30.5

Marriages. There have been 585 marriages registered during the year, 120 in the first quarter, 136 in the second, 151 in the third and 178 in the fourth.

Inquests & Suicides. There have been 77 Inquests during the year. There have been 9 Suicides as follows :—Cut throat 2, Hanging 2, Poison 2, Shooting 1, and Drowning 1.

Mortuary. 64 bodies were received into the Mortuary, of which 48 were of persons resident in the district and 16 non-resident.

Infectious Diseases. During the year 327 cases of Infectious disease have been notified as follows :—

		Arsenal Sub-District.	Dockyard Sub-District.	Total.
Scarlet Fever	...	142	73	215
Diphtheria	...	25	24	49
Erysipelas	...	18	12	30
Typhoid	...	11	3	14
Small Pox	...	9	6	15
Puerperal Fever	...	3		3
Typhus	...	1		1
Total		209	118	327



Of these 327 cases, 212 were removed to Hospital, as follows :—

		Arsenal Sub-District.	Dockyard Sub-District.	Total.
Scarlet Fever	...	106	57	163
Diphtheria	...	13	11	24
Typhoid Fever	...	9	0	9
Small Pox	...	9	6	15
Typhus Fever	...	1		1
		<hr/>	<hr/>	<hr/>
Total		138	74	212

In other words, the following cases were treated at home in their respective districts :—

		Arsenal Sub-District.	Dockyard Sub-District.	Total.
Scarlet Fever	...	36	16	52
Diphtheria	...	12	13	25
Erysipelas	...	18	12	30
Typhoid Fever	...	2	3	5
Puerperal Fever	...	3		3
		<hr/>	<hr/>	<hr/>
Total		71	44	115

I note with satisfaction the greatly increased number of infectious cases which proceed to Hospital, but I still think the number treated at home is in excess of what might reasonably be expected. The privileges offered to the inhabitants, of free admission to the hospitals of the Metropolitan Asylums Board is a great boon, and one which it is somewhat surprising is not availed of to its fullest extent. There have however, during the past year been difficulties in the admission of cases owing to the accommodation at the disposal of the Asylums Board being limited, but I hope when the Brook Hospital at Shooter's Hill is opened we shall no longer experience this drawback.

The total amount of Infectious Disease present in Woolwich during the year has been much less than in 1893 when 426 notifications were

received, the following table will show the prevalence of the principal zymotic diseases during the past five years.

	1890	1891	1892	1893	1894
Scarlet Fever ...	100	80	338	259	215
Diphtheria ...	10	8	17	24	49
Typhoid Fever ...	16	11	18	25	14
Small Pox			2	61	15

This table is interesting as showing the great increase in the incidence of Scarlet Fever and Diphtheria of recent years, the cause or causes of this it is most difficult to determine, indeed on reference to the returns of the Metropolitan Asylums Board we find this increase is progressive in London so far as Diphtheria is concerned, Scarlet Fever, Typhoid Fever and Small Pox showing a diminution in 1894; the notifications received by that Board for the corresponding five years were as follows:—

	1890	1891	1892	1893	1894
Scarlet Fever	15330	11398	27095	36901	10655
Diphtheria	5870	5907	7781	13026	18440
Typhoid Fever	2877	3372	2465	3663	3360
Small Pox	60	114	423	2813	1192

The increased incidence of Diphtheria in London is a question of gravest moment, for many years this disease was looked upon as one peculiar to rural localities, but of recent years it has made serious and fatal inroads upon urban districts, and for some hitherto unexplained reason it appears to have become more prevalent in the South and South Eastern part of England, while its incidence has been less in the Northern and Western part; the increased incidence of this disease in London has imposed upon the Asylums Board the necessity of providing proper Hospital Accommodation for its treatment, which implies wards containing a less number of beds with greater cubic capacity and more expensive administration.

We know now more of the cause of Diphtheria than we did, we know that it is associated with the growth of an organism which in the throat finds exactly those conditions most favourable to its development viz., heat, moisture, and a free current of air, and we know further that in its growth it gives rise to a certain chemical product which on its absorption



into the system causes those after symptoms with which we are familiar, such as paralysis and the like. From the satisfactory statistical evidence forthcoming it is sincerely to be hoped that in the antitoxic serum treatment a remedy has been found for this serious disease, and it is satisfactory to note that the Metropolitan Asylums Boards have taken every step necessary to ensure that right conclusions may be arrived at on this important subject.

One thing, however, still remains to be done, and that is to give the Medical Practitioners of a district facilities for knowing by Bacteriological examination whether or not they are dealing with cases of Diphtheria; doubtless many cases of sore throat of a Diphtheritic nature escape notice for some time, during which the patient may be infecting other persons. The Local Government Board have recently made arrangements by which Medical Officers of Health may obtain information of this nature in the earlier cases of any given outbreak, but it is not the Medical Officers of Health who want the facilities but the ordinary Medical Attendants in a district. It is to be hoped the Metropolitan Asylums Boards will seek legislative powers to carry out this useful work, for although from a certain standpoint it is desirable to examine such cases before admission to the Metropolitan Fever Hospitals, it is of greater importance from the point of view of the prevention of disease to give facilities for such examination in the case of ordinary sore throat with the view of isolating the case, if diphtheritic, at the earliest stage and thus by preventing attendance at school, and in other ways, seek to diminish the prevalence of this formidable complaint.

Small Pox was notified 15 times, by the prompt removal of the cases to Hospital and by the adoption of all proper measures the disease did not spread.

The cases were notified as follows :—

				Arsenal Sub-District.	Dockyard. Sub-District.
January	...	...	...	1	
February	...	...	...	2	1
March	...	...	...		1
April...	...	...	...	2	
May ...	...	...	...	4	
July ...	...	...	...		1
September	...	...	...		3
				<hr/> 9	<hr/> 6

The notification of Infectious Diseases still continues to work well and without the slightest friction with the Medical Practitioners of the district.

Disinfection. During the year 6525 articles of clothing, bedding, etc., have been disinfected (Table XVI.)

Sickness returns. I append a table giving the sickness returns from various sources for the year. (Table XVIII.)

Common. There are 38 common lodging houses in the district.  
Lodging houses. The control of these houses during the past year has been transferred from the Commissioner of Police to the London County Council, they are generally well conducted, and the proprietors continue to evince a desire to co-operate in every way with the Sanitary Officials.

On the evening of Thursday, the 31st January, 1895, the following were the number of persons sleeping in these houses.

Single men	...	...	...	475
Single women	...	...	...	39
Couples	...	...	...	79
Children	...	...	...	18

A total of 690 persons.

The following was the per centage of the available beds occupied in the district on this night :

Single men beds	...	...	...	74'32 per cent.
Single women beds	...	...	...	81'25 „ „
Married couple beds	...	...	...	95'4 „ „

Slaughter houses. There are 7 slaughter houses licensed in the district and the licencees generally observe all the regulations in force by the London County Council. I regret that during the year your Board came to a decision contrary to the opinion expressed by other Sanitary Authorities as to the desirability of establishing a public abattoir. In the interests of the trade as well as of the inhabitants generally I consider such an establishment is most desirable, for in the one case an undesirable adjunct to the business premises is



removed whilst in the other the opportunity for the regular and systematic inspection of the meat supply of the district is provided.

**Bakehouses.** These have during the year been systematically visited and compliance with the regulations enforced. There are 42 bakehouses in the district, structurally many of them are most defective, but legally the greatest difficulties exist for abolishing them.

**Rag & Bone Shops.** These have been regularly visited and have called for no special action on the part of the officials.

**Cow Sheds, Milk shops &c.** There are three licensed cow sheds in the district, these together with the milk shops, &c., have been subjected to constant supervision.

**The Market.** The market has been systematically visited both by night and day, occasionally only has it been found necessary to seize food as unfit for human consumption, the meat is frequently, however, of poor quality.

**Dust collection.** The pail system continues to work most satisfactorily. The dust is removed weekly from every house in the district, and from some of the streets in the poorer parts of the town twice or thrice weekly.

The destructor provided by the Board works very satisfactorily both by night and day.

I append in Table XXV. an interesting financial statement prepared by Mr. H. O. Thomas, the Surveyor to the Board, relative to its use.

**Housing of the Working Classes Act.** The number of houses dealt with under this Act has necessarily not been so large as in previous years. Certificates were however given in reference to 6 houses and these were subsequently demolished.

The question of the provision of better houses for the working classes is one which must soon seriously occupy the attention of your Board

even if the time has not now arrived. Many improvements which have of late years been made in Woolwich such as the erection of Board Schools in Mulgrave Place, the erection of the Baths in Market Street, etc., have resulted in the demolition of a large number of houses, but as will be seen by reference to the following figures there is no total diminution in the number of houses in the district, for other houses have been built.

Number of Houses Built	...	207	{ See Table XXVI.
Number Demolished	...	83	

In Woolwich there are however a large number of old and delapidated houses, destitute of such sanitary conveniences as are in the present day expected in houses for the poorer classes, which by being patched up, oftentimes in a prefunctory manner, are enabled to escape out of my hands, but which remain eminently unsatisfactory and a constant source of trouble and anxiety, of this class examples may be found in the houses of Callis Alley, Rush Grove and part of Artillery Place, to some of these attention was recently somewhat prominently directed.

In such a case I think it will be generally admitted that the officials of the Sanitary Authority or even the Sanitary Authority itself should receive any information which gives the impression, rightly or wrongly, of Insanitation, first hand, and not through the columns of the newspapers.

The clergy have opportunities of an exceptional character of rendering very real service to the Sanitary Officials in the anxious duties they have to perform, to mention, as example only, the case of overcrowding. The church worker or missionary has a certain limited area under his care, he knows or should know every occupant of every house or room in that area, and he can thus speak with authority on the subject of the number of occupants of a room, when information of a wholly untrustworthy nature is given to the Sanitary Inspector in answer to his enquiries from persons interested in concealing the true state of things.

Underground Rooms. The question of underground rooms as dwelling rooms has been under serious consideration so far as Woolwich is concerned, the present stringent regulations on this subject will I think



have the effect of abolishing the use of all these places—and here again an additional argument will be found to press forward the consideration of the proper housing of the working classes—for I venture to think it will be impossible for your Board to relax the regulations as laid down by the Public Health Act, and I certainly shall be unable from a Public Health point of view to advise any such course to be adopted.

Houses let  
in Lodgings. I regret that the By-laws relative to these have not yet received the approval of the Local Government Board, but when in force I am glad to know we shall have more power for dealing effectively with the houses which will rightly become amenable to them.

It will probably be necessary to employ additional help to obtain proper measurements of rooms in houses recommended for registration, and it certainly will be necessary that a re-arrangement of the duties of the Sanitary Inspectors should be made to enable them to deal with the additional work of inspection imposed thereby.

Sanitary  
and other  
Improvements 1. Doubtless the most important improvement has been the provision of Public Baths at the cost of £28,000, which were formally opened by the Lord Lieutenant of the County, The Duke of Westminster, K.G., on 11th June, 1894.

They comprise a First-Class Swimming Bath having a superficial area of 4,000 square feet, (100 feet in length and 40 feet in breadth,) containing 127,000 gallons of water. A Second-Class Swimming having a superficial area of 3,600 square feet, (90 feet in length and 40 feet in breadth,) containing 113,000 gallons of water. These Baths are provided with dressing boxes round them, and the First-Class Bath has a gallery to accommodate 500 persons. There are also 52 Private Baths, viz:—Men's First-Class, 10; Women's First-Class, 4; Men's Second-Class, 30; and Women's Second-Class, 8. Since the opening of the Baths till the present time 120,000 persons have used them.

2. The foundation stone of the Brook Hospital was laid on 31st July, 1894, during the meeting of The Congress in London of The British Institute of Public Health.

The erection of a Fever Hospital on such an eligible site and in close proximity to Woolwich is one of the greatest benefits from a Public Health point of view that has been conferred upon the district, and it is satisfactory to know that the Hospital will be a Model Institution, embodying all modern improvements and that an Ambulance Station will be associated with it.

3. The river bank at North Woolwich between the Gardens and the Dock entrance has been improved the pathway being asphalted and planted with trees, seats being also provided.
4. Arrangements have been made for the removal of trade refuse, such as Fish Offal, etc., by the provision of air-tight receptacles, trolleys, etc., the refuse being subsequently destroyed in the Destructor.
5. Two new vans have been provided in connection with the Disinfecting arrangements of the district, one for the removal of the infected clothing, &c., the second for the purpose of returning the disinfected articles.
6. Two fire escapes have been stationed in the district, one at North Woolwich, the other in Beresford Square.
7. New labour yards have been opened, one at North Woolwich, the other at Callis Alley.
8. A Soldiers' Institute was opened by H.R.H. The Prince of Wales, in Wellington Street.
9. The Town Hall was connected with the Telephone System.

Sanitary  
Requisites.

I would again urge upon the Board the desirability of taking the following points into their consideration.

1. The erection of an underground convenience in Beresford Square adequate for the requirements of the district, and on the lines of the admirable structures in other parts of the Metropolis.



2. The provision of clerical assistance in the Sanitary Department.  
This duty, which is now thrown upon the Sanitary Inspectors, interferes greatly with the discharge of their proper duties; the work in this respect, even during the past two years has doubled itself, and every year brings additional labour in keeping fresh books and making returns.
3. The necessity for taking steps to extend the provisions of the Infectious Disease Notification Act to the Woolwich Garrison.

Conclusion. In conclusion I would again acknowledge the kindness and consideration I have received from your Board and particularly from the Public Health Committee, to the chairman and members of which I beg to tender my thanks.

The inspectors have continued to discharge their duties satisfactorily. Inspector Mackie, at much personal inconvenience, has rendered valuable aid in the ever increasing clerical work of the department.

It is satisfactory to note year by year the improvements which are taking place in the conditions under which the people of Woolwich live, improvements which must effect results of a far reaching nature and which in the improved death rate, and in other directions, have already been productive of marked results.

I am, Gentlemen,

Your obedient servant,

WILLIAM R. SMITH,

*M.D., D.Sc., F.R.S., Ed.,*

*Medical Officer of Health, and*

*Public Analyst for Woolwich.*

TABLE I.

*Deaths Registered from all causes in the Year 1894, in the Sanitary Area of Woolwich, including Deaths of Non-Parishioners, also Deaths of Parishioners occurring in various Public Institutions outside the District.*

CAUSE OF DEATH.	AGES.											Total under 5 years of age.	Total aged 5 years & upwards	Grand Total at all ages.	REGISTRATION SUB-DISTRICT.	
	Under 1 Year.	1 to 5	5 to 15	15 to 25	25 to 35	35 to 45	45 to 55	55 to 65	65 to 75	75 to 85	85 & upwards.				Dock-yard.	Ar-senal.
<i>(Classes)</i>																
I. Specific Febrile or Zymotic Diseases ...	34	56	15	8	5	1	2	...	2	...	...	90	33	123	57	66
II. Parasitic Diseases .....	1	...	...	...	...	...	...	...	...	...	...	1	...	1	1	...
III. Dietetic Diseases .....	...	...	...	...	...	3	...	1	...	...	...	...	4	4	1	3
IV. Constitutional Diseases .....	22	12	13	13	14	41	22	13	9	2	...	34	127	161	68	93
V. Developmental Diseases .....	27	...	...	...	...	...	...	2	5	10	6	27	23	50	23	27
VI. Local Diseases .....	56	42	12	22	18	26	33	56	41	25	4	98	237	335	129	206
VII. Deaths from Violence .....	5	2	3	5	6	3	7	5	3	4	...	7	36	43	15	28
VIII. Deaths from Ill-defined and Not Specified Causes .....	33	1	...	2	2	3	2	3	3	3	...	34	18	52	32	20
TOTAL.....	178	113	43	50	45	77	66	80	63	44	10	291	478	769	326	443



TABLE I.—Continued.

CAUSE OF DEATH.	AGES.											Total under 5 years.	Total 5 years & upwards	Grand Total at all ages.	REGISTRATION SUB-DISTRICT.	
	Under 1 Year.	1 to 5	5 to 15	15 to 25	25 to 35	35 to 45	45 to 55	55 to 65	65 to 75	75 to 85	85 & upwards.				Dock-yard.	Ar-senal.
I.—SPECIFIC FEBRILE OR ZYMOTIC DISEASES																
1.—Miasmatic Diseases.																
Small Pox																
Vaccinated .....	...	...	...	...	...	1	...	...	1	...	...	...	2	2	...	2
Unvaccinated .....	...	...	...	...	...	...	...	...	...	...	...	...	...	...	...	...
Not Stated .....	...	...	...	...	...	...	...	...	...	...	...	...	...	...	...	...
Measles .....	10	27	2	...	...	...	...	...	...	...	...	37	2	39	23	16
Scarlet Fever .....	...	12	8	2	...	...	...	...	...	...	...	12	10	22	9	13
Typhus .....	...	...	...	...	...	...	...	...	...	...	...	...	...	...	...	...
Whooping Cough .....	3	5	...	...	...	...	...	...	...	...	...	8	...	8	6	2
Diphtheria .....	1	7	5	1	...	...	...	...	...	...	...	8	6	14	6	8
Simple, Continued, or Ill-defined Fever .....	...	...	...	...	...	...	...	...	...	...	...	...	...	...	...	...
Enteric or Typhoid .....	...	1	...	3	1	...	...	...	...	...	...	1	4	5	2	3
Influenza .....	2	...	...	...	1	...	1	...	...	...	...	2	2	4	2	2
Other Miasmatic Diseases .....	1	1	...	...	...	...	...	...	...	...	...	2	...	2	2	...
2.—Diarrhœal Diseases.																
Simple Cholera .....	...	...	...	...	...	...	...	...	...	...	...	...	...	...	...	...
Diarrhœa, Dysentery .....	14	3	...	1	...	...	...	...	1	...	...	17	2	19	6	13
3.—Malarial Diseases.																
Remittent Fever .....	...	...	...	...	...	...	...	...	...	...	...	...	...	...	...	...
Ague .....	...	...	...	...	...	...	...	...	...	...	...	...	...	...	...	...
4.—Zoogenous Diseases.																
Cow Pox and Effects of Vaccination .....	...	...	...	...	...	...	...	...	...	...	...	...	...	...	...	...
Other Diseases (e.g. Hydrophobia, Glanders, Splenic Fever) .....	...	...	...	...	...	...	...	...	...	...	...	...	...	...	...	...
5.—Venereal Diseases.																
Syphilis .....	2	...	...	1	1	...	...	...	...	...	...	2	2	4	1	3
Gonorrhœa, Stricture of the Urethra .....	...	...	...	...	...	...	...	...	...	...	...	...	...	...	...	...
6.—Septic Diseases.																
Erysipelas .....	1	...	...	...	1	...	...	...	...	...	...	1	1	2	...	2
Pyæmia and Septicæmia .....	...	...	...	...	1	...	1	...	...	...	...	...	2	2	...	2
Puerperal Fever .....	...	...	...	...	...	...	...	...	...	...	...	...	...	...	...	...

TABLE 1.—Continued.

CAUSE OF DEATH.	AGES.											Total under 5 years.	Total 5 years & upwards	Grand Total at all ages.	REGISTRATION SUB-DISTRICT.	
	Under 1 Year.	1 to 5	5 to 15	15 to 25	25 to 35	35 to 45	45 to 55	55 to 65	65 to 75	75 to 85	85 & up- wards.				Dock- yard.	Ar- senal.
II.—PARASITIC DISEASES.																
Thrush * and other Vegetable Parasitic Diseases .....	1	...	...	...	...	...	...	...	...	...	...	1	...	1	1	...
Worms, Hydatids and other Animal Parasitic Diseases .....	...	...	...	...	...	...	...	...	...	...	...	...	...	...	...	...
III.—DIETETIC DISEASES.																
Want of Breast Milk—Starvation .....	...	...	...	...	...	...	...	...	...	...	...	...	...	...	...	...
Scurvy .....	...	...	...	...	...	...	...	...	...	...	...	...	...	...	...	...
Chronic Alcoholism .....	...	...	...	...	...	1	...	1	...	...	...	...	2	2	1	1
Delirium Tremens.....	...	...	...	...	...	2	...	...	...	...	...	...	2	2	...	2
IV.—CONSTITUTIONAL DISEASES.																
Rheumatic Fever, Rheumatism of Heart .....	...	...	2	...	...	1	...	...	...	...	...	...	3	3	1	2
Rheumatism .....	...	...	...	...	...	...	...	...	2	...	...	...	2	2	...	2
Gout .....	...	...	...	...	...	...	...	...	...	...	...	...	...	...	...	...
Rickets .....	...	...	1	...	...	...	...	...	...	...	...	...	1	1	1	...
Cancer, Malignant Diseases.....	...	...	1	...	...	4	7	6	6	2	...	...	26	26	11	15
Tabes Mesenterica.....	12	2	1	...	...	...	...	...	...	...	...	14	1	15	5	10
Tubercular Meningitis, Hydrocephalus .....	8	6	4	2	...	...	...	...	...	...	...	14	6	20	5	15
Phthisis .....	...	1	3	11	12	34	14	7	...	...	...	1	81	82	40	42
Other forms of Tuberculosis Scrofula.....	2	3	1	...	...	1	...	...	...	...	...	5	2	7	3	4
Purpura, Hæmorrhagic Diathesis .....	...	...	...	...	...	...	...	...	...	...	...	...	...	...	...	...
Anæmia, Chlorosis, Leucocythæmia .....	...	...	...	...	...	...	...	...	...	...	...	...	...	...	...	...
Glycosuria, Diabetes Mellitus.....	...	...	...	...	1	1	...	...	1	...	...	...	3	3	2	1
Other Constitutional Diseases .....	...	...	...	...	1	1	...	...	...	...	...	...	2	2	...	2
V.—DEVELOPMENTAL DISEASES.																
Premature Birth.....	21	...	...	...	...	...	...	...	...	...	...	21	...	21	9	12
Atelectasis .....	2	...	...	...	...	...	...	...	...	...	...	2	...	2	1	1
Congenital Malformation .....	4	...	...	...	...	...	...	...	...	...	...	4	...	4	2	2
Old Age .....	...	...	...	...	...	...	...	2	5	10	6	...	23	23	11	12

TABLE I.—Continued.

CAUSE OF DEATH.	AGES.											Total under 5 years.	Total 5 years & upwards	Grand Total at all ages.	REGISTRATION SUB-DISTRICT.	
	Under 1 Year.	1 to 5	5 to 15	15 to 25	25 to 35	35 to 45	45 to 55	55 to 65	65 to 75	75 to 85	85 & up- wards.				Dock- yard.	Ar- senal.
VI.—LOCAL DISEASES.																
1.— <i>Diseases of the Nervous System.</i>																
Inflammation of Brain or Membranes .....	...	...	...	...	...	...	1	...	1	...	...	...	2	2	1	1
Apoplexy, Softening of Brain, Hemiplegia, Brain Paralysis .....	...	...	1	1	1	6	12	12	8	5	2	...	48	48	17	31
Insanity, General Paralysis of the Insane ...	...	...	...	...	...	...	1	...	...	...	...	...	1	1	...	1
Epilepsy .....	...	...	...	...	...	...	1	3	...	...	...	...	4	4	1	3
Convulsions .....	17	4	...	1	...	...	...	...	...	...	...	21	1	22	7	15
Laryngismus Stridulus, (Spasm of Glottis).....	...	1	...	...	...	...	...	...	...	...	...	1	...	1	...	1
Disease of Spinal Cord, Paraplegia, Paralysis Agitans .....	...	...	...	1	...	...	...	1	...	...	...	...	2	2	2	...
Other Diseases of the Nervous System .....	...	...	...	...	...	...	...	...	...	...	...	...	...	...	...	...
2.— <i>Diseases of Organs of Special Sense.</i>																
(e.g., of Ear, Eye, Nose) .....	...	...	...	...	...	...	...	...	...	...	...	...	...	...	...	...
3.— <i>Diseases of Circulatory System.</i>																
Pericarditis .....	1	...	1	...	...	...	...	...	...	...	...	1	1	2	1	1
Acute Endocarditis .....	...	...	1	...	1	...	...	...	...	...	...	...	2	2	1	1
Valvular Disease of Heart .....	...	...	...	3	...	3	1	2	3	...	...	...	12	12	6	6
Other Diseases of Heart .....	...	...	...	2	2	4	3	13	3	1	1	...	29	29	12	17
Aneurism .....	...	...	...	...	1	...	...	...	...	...	...	...	1	1	...	1
Embolism, Thrombosis.....	...	...	...	1	...	1	...	...	...	...	...	...	2	2	...	2
Other Diseases of Blood Vessels.....	...	...	...	...	...	...	...	...	...	...	...	...	...	...	...	...
4.— <i>Diseases of Respiratory System.</i>																
Laryngitis .....	...	3	1	...	...	...	...	...	...	...	...	3	1	4	2	2
Croup .....	...	...	1	...	...	...	...	...	...	...	...	...	1	1	...	1
Emphysema, Asthma .....	...	...	...	...	...	...	1	1	...	...	...	...	2	2	1	1
Bronchitis .....	20	14	1	1	...	2	...	9	16	10	1	34	40	74	33	41
Pneumonia .....	6	13	2	5	5	4	6	4	4	3	...	19	33	52	19	33
Pleurisy .....	...	...	...	...	...	...	...	...	...	...	...	...	...	...	...	...
Other Diseases of the Respiratory System.....	...	...	...	...	...	...	...	...	...	...	...	...	...	...	...	...



TABLE I.—Continued.

CAUSE OF DEATH.	AGES.											Total under 5 years.	Total 5 years & upwards	Grand Total at all ages.	REGISTRATION SUB-DISTRICT.	
	Under 1 Year.	1 to 5	5 to 15	15 to 25	25 to 35	35 to 45	45 to 55	55 to 65	65 to 75	75 to 85	85 & up- wards.				Dock- yard.	Ar- senal.
VI.—LOCAL DISEASES (contd.)																
5.— <i>Diseases of Digestive System.</i>																
Dentition .....	8	5	...	...	...	...	...	...	...	...	...	13	...	13	5	8
Sore Throat, Quinsy .....	...	1	...	2	1	...	...	...	1	...	...	1	4	5	2	3
Diseases of Stomach .....	...	1	...	...	...	...	...	...	...	...	...	1	1	2	...	2
Enteritis .....	...	...	1	...	...	...	...	...	...	...	...	...	7	7	5	2
Obstructive Diseases of Intestines ..	...	...	...	1	1	1	1	...	3	...	...	...	6	6	1	5
Peritonitis .....	...	...	...	1	3	...	2	...	...	...	...	...	2	2	1	1
Ascites.....	...	...	...	...	...	...	...	...	...	...	...	...	8	8	3	5
Cirrhosis of Liver .....	...	...	...	1	1	...	1	4	1	...	...	...	2	2	1	1
Jaundice and other Diseases of Liver.....	...	...	...	1	...	...	...	...	1	...	...	...	2	2	2	...
Other Diseases of Digestive System .....	...	...	...	1	...	1	...	...	...	...	...	...	2	2	2	...
6.— <i>Diseases of Lymphatic System.</i>																
(e.g. of Lymphatic Vessels, Glands and Spleen)	1	...	...	...	...	1	...	...	...	...	...	1	1	2	...	2
7. <i>Diseases of Glandlike Organs of uncertain use</i>																
(e.g. Bronchocele, Addison's Disease).....	...	...	1	...	...	...	...	...	...	...	...	...	1	1	...	1
8.— <i>Diseases of Urinary System.</i>																
Nephritis.....	...	1	1	...	1	1	4	4	...	3	...	1	14	15	4	11
Bright's Disease, Albuminuria.....	...	...	...	...	...	1	...	...	...	...	...	...	1	1	...	1
Disease of Bladder or of Prostate .....	...	...	...	...	...	...	...	1	...	...	...	...	1	1	...	1
Other Diseases of Urinary System .....	...	...	...	...	...	1	...	...	...	1	...	...	2	2	1	1
9.— <i>Diseases of Reproductive System.</i>																
A. of Organs of Generation.																
Male Organs .....	...	...	...	...	...	...	...	...	...	...	...	...	...	...	...	...
Female Organs .....	...	...	...	...	...	...	...	...	...	...	...	...	...	...	...	...
B. of Parturition.																
Abortion, Miscarriage .....	...	...	...	...	...	...	...	...	...	...	...	...	...	...	...	...
Puerperal Convulsions .....	...	...	...	...	...	...	...	...	...	...	...	...	...	...	...	...
Placenta Prævia, Flooding .....	...	...	...	...	...	...	...	...	...	...	...	...	...	...	...	...
Other Accidents in Childbirth.....	1	...	...	...	1	...	...	...	...	...	...	1	1	2	1	1
10.— <i>Diseases of Bones and Joints.</i>																
Caries, Necrosis.....	...	...	1	...	...	...	...	1	...	...	...	...	2	2	1	1
Arthritis, Ostitis, Periostitis .....	...	...	...	...	...	...	...	...	1	...	...	...	1	1	...	1
Other Diseases of Bones and Joints .....	...	...	...	...	...	...	...	...	...	...	...	...	...	...	...	...
11.— <i>Diseases of Integumentary System.</i>																
Carbuncle, Phlegmon .....	...	...	...	...	...	...	...	...	...	...	...	...	...	...	...	...
Other Diseases of Integumentary System .....	1	...	...	...	...	...	...	...	...	1	...	1	1	2	...	2

TABLE I.—Continued.

CAUSE OF DEATH.	AGES.											Total under 5 years.	Total 5 years & upwards	Grand Total at all ages.	REGISTRATION SUB-DISTRICT.	
	Under 1 Year.	1 to 5	5 to 15	15 to 25	25 to 35	35 to 45	45 to 55	55 to 65	65 to 75	75 to 85	85 & up- wards.				Dock- yard.	Ar- senal.
VII.—DEATHS FROM VIOLENCE.																
1.— <i>Accident or Neglect.</i>																
Fractures and Contusions .....	...	1	1	1	1	...	3	2	1	2	...	1	11	12	5	7
Gunshot Wounds .....	...	...	...	...	...	...	...	...	...	...	...	...	...	...	...	...
Cut, Stab .....	...	...	...	...	...	...	...	...	...	...	...	...	...	...	...	...
Burn, Scald .....	...	...	...	...	...	...	...	1	...	...	...	...	1	1	1	...
Poison .....	...	...	...	...	...	...	...	1	1	1	...	...	3	3	1	2
Drowning .....	...	...	...	2	3	...	...	2	...	...	...	...	7	7	1	6
Suffocation .....	4	...	...	...	...	...	...	1	...	...	...	4	1	5	1	4
Otherwise .....	1	1	2	1	...	...	...	...	...	2	...	2	5	7	3	4
2.— <i>Homicide.</i>																
Manslaughter .....	...	...	...	...	...	...	...	...	...	...	...	...	...	...	...	...
Murder .....	...	...	...	...	...	...	...	...	...	...	...	...	...	...	...	...
3.— <i>Suicide.</i>																
Gunshot Wounds .....	...	...	...	...	...	...	1	...	...	...	...	...	1	1	1	...
Cut, Stab .....	...	...	...	...	1	1	...	...	...	...	...	...	2	2	1	1
Poison .....	...	...	...	...	...	2	...	...	...	...	...	...	2	2	...	2
Drowning .....	...	...	...	1	...	...	...	...	...	...	...	...	1	1	...	1
Hanging .....	...	...	...	...	1	...	...	...	1	...	...	...	2	2	1	1
Otherwise .....	...	...	...	...	...	...	...	...	...	...	...	...	...	...	...	...
4.— <i>Execution.</i>																
Hanging .....	...	...	...	...	...	...	...	...	...	...	...	...	...	...	...	...
VIII.—DEATHS FROM ILL-DEFINED BUT NOT SPECIFIED CAUSES.																
Dropsy .....	...	...	...	...	...	...	...	...	...	...	...	...	...	...	...	...
Debility, Atrophy, Inanition .....	31	...	...	...	...	...	...	1	...	...	...	31	1	32	21	11
Mortification .....	...	...	...	...	...	...	...	...	2	1	...	...	3	3	2	1
Tumour .....	...	...	...	...	1	...	1	...	...	1	...	...	3	3	3	...
Abscess .....	...	1	...	2	1	2	...	...	...	1	...	1	6	7	3	4
Hæmorrhage .....	...	...	...	...	...	...	...	...	...	...	...	...	...	...	...	...
Sudden Death (cause not ascertained) .....	...	...	...	...	...	...	...	1	...	...	...	...	1	1	...	1
Causes not Specified or Ill-defined .....	2	...	...	...	...	1	1	1	1	...	...	2	4	6	3	3

TABLE II.

*Comparative Analysis of the Mortality in all London and Woolwich during the year 1894.*

LOCALITY.	Estimated Population to middle of 1894.	Births.	Deaths.	Annual Birth-rate per 1000 living.	Annual Death-rate per 1000 living, from all causes.	Annual Death-rate per 1000 living, from Zymotic Diseases.	Per centage of Deaths under 1 year to Births Registered.	Per centage of Deaths to Total Deaths.						Remarks.
								Under 1 year of age.	At 60 years of age and upwards.	From Zymotic Diseases.	From Violence.	Coroner's Inquests.	At Public Institutions.	
London .....	4349166	130553	77051	30.0	17.7	2.6	14.3	24.3	22.7	14.9	4.1	8.6	28.7	
Woolwich Dockyard.....	19890	509	326	25.5	16.4	2.8	15.3	24.2	21.1	17.4	4.6	9.5	20.0	
Woolwich Arsenal (including North Woolwich) .....	21527	756	443	35.1	20.5	3.0	13.1	22.3	18.5	14.9	6.4	10.4	28.2	
Total for Dockyard and Arsenal .....	41417	1265	769	30.5	18.5	2.9	14.3	23.1	19.6	16.0	5.6	10.0	24.7	

Deducting 14 Deaths of Non-Residents makes the net Death-rate 18.2.



TABLE III.

*Comparative Analysis of Deaths of Infants under 1 year and persons over 60 years of age, also of Deaths from undermentioned Diseases in London and Woolwich, during the year 1894.*

REMARKS.	Estimated Population to middle of 1894.	Births.	Deaths.	The Deaths Registered include															Remarks.
				Deaths of		Deaths from										Inquest Cases.	Deaths in Public Institutions.		
				Infants under 1 year of age.	Persons aged 60 years and upwards.	Small Pox.	Diphtheria.	Typhus.	Scarlatina.	Typhoid.	Measles.	Diarrhoea.	Whooping Cough.	Continual Fever.	Violence.				
London .....	4349166	130553	77051	18733	17508	93	2673	5	954	627	3292	1768	2094	14	3146	6663	22129		
Woolwich Dockyard	19890	509	326	79	69	...	6	...	9	2	23	6	6	...	15	31	65		
Woolwich Arsenal...	21527	756	443	99	82	2	8	...	13	3	16	13	2	...	28	46	125		
Total for Dockyard and Arsenal .....	41417	1265	769	178	151	2	14	...	22	5	39	19	8	...	43	77	190		

TABLE IV.

Table of Deaths during the year 1894, in the Urban Sanitary District of Woolwich, classified according to Diseases, distinguishing those under 5 years of age and those over 5 years of age.

DISTRICT.	AGE.	Mortality from subjoined causes distinguishing Deaths of Children under 5 years.																				REMARKS.			
		Small Pox.	Influenza.	Measles.	Scarlatina.	Diphtheria.	Croup (not Spasmodic).	Whooping Cough.	Continued Fevers.			Diarrhoea and Dysentery.	Cholera.	Rheumatic Fever.	Erysipelas.	Pyæmia.	Puerperal Fever.	Ague.	Phthisis.	Bronchitis, Pneumonia & Pleurisy.	Heart Disease.		Injuries, &c.	All other Diseases.	Total.
									Typhus.	Enteric or Typhoid	Other or Doubtful														
Woolwich Dockyard.....	Under 5	...	...	22	4	2	...	6	...	1	...	6	...	...	...	...	...	...	...	26	...	1	61	129	
	Over 5	...	2	1	5	4	...	...	...	1	...	...	...	1	...	...	...	...	41	26	18	14	84	197	
Woolwich Arsenal.....	Under 5	...	2	15	8	6	...	2	...	...	...	11	...	...	1	...	...	...	1	27	...	6	33	162	
	Over 5	2	...	1	5	2	1	...	...	3	...	2	...	2	1	2	...	...	42	47	23	22	126	281	
Total.....	Under 5	...	2	37	12	8	...	8	...	1	...	17	...	...	1	...	...	...	1	53	...	7	144	291	
	Over 5	2	2	2	10	6	1	...	...	4	...	2	...	3	1	2	...	...	83	73	41	36	210	478	
Deaths occurring outside the District among persons belonging thereto.....	Under 5	...	...	1	10	5	...	...	...	1	...	...	...	...	...	...	...	...	1	4	...	2	6	30	
	Over 5	1	1	...	9	2	...	...	...	2	...	...	...	...	...	2	...	...	30	24	6	4	79	160	
Deaths occurring within the District among persons not belonging thereto ...	Under 5	...	...	...	...	...	...	...	...	...	...	...	...	...	...	...	...	...	...	1	...	...	...	1	
	Over 5	...	...	...	...	...	...	...	...	...	...	...	...	...	...	...	...	...	1	...	...	8	1	13	

TABLE V.

Comparative Table of Deaths during the years 1892, 1893 and 1894, in the Urban Sanitary District of Woolwich, classified according to Diseases, distinguishing those under 5 years and those over 5 years of age.

DISTRICT.	Year.	Age.	Mortality from subjoined causes, distinguishing Deaths of Children under 5 years of age.																							Remarks.	
			Small Pox	Influenza.	Measles.	Scarlatina.	Diphtheria.	Croup, (not Spasmodic).	Whooping Cough.	Continued Fevers.			Diarrhoea and Dysentery.	Cholera.	Rheumatic Fever.	Erysipelas.	Pyæmia.	Puerperal Fever.	Ague.	Phthisis.	Bronchitis, Pneumonia & Pleurisy.	Heart Disease	Injuries, &c.	All other Diseases.	Total.		
										Typhus.	Enteric or Typhoid.	Other or Doubtful.															
Woolwich Dockyard	1892	Under 5	...	...	4	5	2	...	5	...	...	9	...	...	...	...	...	...	...	...	29	...	2	75	131		
		5 upwds.	...	7	1	2	2	...	1	...	6	...	1	...	...	2	1	1	...	34	63	27	11	108	267		
		Under 5	...	2	11	8	...	2	8	...	...	15	...	...	...	2	...	...	...	1	25	...	3	83	160		
		5 upwds.	2	3	...	3	1	...	...	...	4	...	16	...	2	2	3	2	...	33	53	13	14	100	241		
Woolwich Arsenal	1893	Under 5	...	...	22	4	2	...	6	...	1	...	6	...	...	...	...	...	...	...	26	...	1	61	129		
		5 upwds.	...	2	1	5	4	...	...	...	1	...	...	...	1	...	...	...	...	41	26	18	14	84	197		
		Under 5	...	2	11	2	...	...	1	...	1	...	9	...	...	...	1	...	...	2	33	...	7	94	162		
		5 upwds.	...	7	...	...	...	...	1	...	4	...	2	...	1	...	1	...	...	52	58	32	18	99	276		
Total	1893	Under 5	...	...	3	2	3	...	11	...	...	11	...	...	...	1	...	...	...	...	28	...	7	88	155		
		5 upwds.	1	5	...	2	2	...	1	...	1	...	1	...	5	...	...	2	...	53	54	33	20	112	292		
		Under 5	...	2	15	8	6	...	2	...	...	11	...	...	...	1	...	...	...	1	27	...	6	83	162		
		5 upwds.	2	...	1	5	2	1	...	...	3	...	2	...	2	1	2	...	...	42	47	23	22	126	281		
Total	1894	Under 5	...	...	2	15	7	2	...	6	...	1	...	18	...	...	...	...	...	2	62	...	9	169	293		
		5 upwds.	...	14	1	2	2	...	2	...	10	...	...	3	...	1	2	2	1	...	87	121	59	29	207		543
		Under 5	...	2	14	10	3	3	19	...	...	...	26	...	...	1	2	...	...	1	53	...	10	171	315		
		5 upwds.	3	8	...	5	3	...	1	...	5	...	7	...	7	2	3	4	...	86	107	46	34	212	533		
Deaths occurring outside the District amongst persons belonging thereto	1894	Under 5	...	...	2	37	12	8	...	8	...	1	...	17	...	...	1	...	...	1	53	...	7	144	291		
		5 upwds.	2	2	2	10	6	1	...	...	4	...	2	...	3	1	2	...	...	83	73	41	36	210	478		
		Under 5	...	...	...	7	1	...	...	...	...	...	...	...	...	...	...	...	...	...	6	...	1	8	23		
		5 upwds.	...	2	...	1	...	1	...	...	5	...	...	...	...	...	...	...	...	39	26	20	4	71	169		
Deaths occurring within the District amongst persons not belonging thereto	1893	Under 5	...	...	1	7	...	...	...	...	...	...	...	...	...	...	...	...	...	...	...	...	...	5	13		
		5 upwds.	3	2	...	1	1	...	...	2	...	1	...	1	1	1	...	...	39	26	10	7	86	163			
		Under 5	...	...	1	10	5	...	...	...	1	...	...	...	...	...	...	...	...	1	4	...	2	6	30		
		5 upwds.	1	1	...	9	2	...	...	2	...	...	...	...	...	2	...	...	...	30	24	6	4	79	160		
Deaths occurring within the District amongst persons not belonging thereto	1894	Under 5	...	...	...	...	...	...	...	...	...	1	...	...	...	...	...	...	...	...	1	...	2	2	6		
		5 upwds.	...	...	...	...	...	...	...	...	...	...	...	...	...	...	...	...	...	2	4	1	11	6	24		
		Under 5	...	...	...	...	...	...	...	...	...	...	...	...	...	...	...	...	...	...	...	...	...	2	2		
		5 upwds.	...	...	...	...	...	...	...	...	...	...	...	...	...	...	...	...	...	2	2	2	9	3	18		
Deaths occurring within the District amongst persons not belonging thereto	1894	Under 5	...	...	...	...	...	...	...	...	...	...	...	...	...	...	...	...	...	...	1	...	...	...	1		
		5 upwds.	...	...	...	...	...	...	...	...	...	...	...	...	...	...	...	...	...	1	...	3	8	1	13		



TABLE VI.

Table shewing the Mortality of Woolwich at the undermentioned ages, during the Year, 1894.

DISTRICT.	Population of all ages.		Registered Births.	Mortality from all causes at subjoined ages.							REMARKS.
	Census, 1891.	Estimated to middle of 1894.		At all Ages.	Under 1 year.	1 and under 5	5 and under 15	15 and under 25	25 and under 60	60 and upwards.	
Woolwich Dockyard.....	19606	19890	509	326	79	50	19	21	88	69	
Woolwich Arsenal.....	21242	21527	756	443	99	63	24	27	146	82	
Total.....	40848	41417	1265	769	178	113	43	50	234	151	
Deaths occurring outside the District among persons belonging thereto ... ..				190	9	21	16	20	71	53	
Deaths occurring within the District among persons not belonging thereto ... ..				14	1	...	...	1	10	2	

TABLE VII.

*Return of the number of Deaths of Persons belonging to Woolwich  
occurring in various Institutions, etc., during the year 1894.*

Name of Institution, etc.	Number of Deaths.			REMARKS.
	M.	F.	Total.	
Woolwich Union Infirmary .....	56	44	100	
Herbert Military Hospital .....	16	2	18	
South Eastern Fever Hospital.....	7	8	15	
Guy's Hospital .....	7	1	8	
London Hospital .....	4	3	7	
Banstead Asylum .....	4	1	5	
South Western Fever Hospital .....	2	1	3	
Cane Hill Asylum.....	...	3	3	
Homerton Fever Hospital .....	2	2	4	
Licensed Victuallers' Asylum .....	1	1	2	
Children's Hospital, Great Ormond Street ...	2	...	2	
Seamen's Hospital.....	2	...	2	
Charing Cross Hospital .....	...	2	2	
Caterham Asylum .....	1	1	2	
Darenth Asylum .....	1	1	2	
Brompton Hospital .....	1	1	2	
Ship Atlas .....	...	1	1	
Peckham Workhouse.....	1	...	1	
Poplar and Stepney Sick Asylum .....	1	...	1	
St. Thomas' Hospital .....	...	1	1	
St. Peter's House .....	...	1	1	
City of London Chest Hospital .....	1	...	1	
St. John's Skin Hospital .....	1	...	1	
Hospital for Women, Euston Road .....	...	1	1	
Whitechapel Infirmary .....	1	...	1	
Cottage Hospital Kidbrooke .....	1	...	1	
Children's Hospital Shadwell .....	...	1	1	
Miller Hospital .....	...	1	1	
Lock Hospital .....	...	1	1	
Total...	112	78	190	

TABLE VIII.

*Registered Deaths for each Month in the Sanitary District of Woolwich,  
during the year 1894.*

MONTH.	Woolwich Dockyard Sub-District.			Woolwich Arsenal Sub-District.			Grand Total of Dockyard and Arsenal	Remarks.
	M.	F.	Total.	M.	F.	Total.		
January .....	26	17	43	33	28	61	104	
February .....	10	8	18	13	20	33	51	
March .....	12	11	23	22	14	36	59	
April .....	12	14	26	18	13	31	57	
May .....	13	12	25	22	16	38	63	
June .....	12	14	26	16	14	30	56	
July .....	15	10	25	20	18	38	63	
August .....	8	12	20	20	18	38	58	
September ...	8	6	14	18	19	37	51	
October .....	13	14	27	10	17	27	54	
November ...	18	14	32	15	17	32	64	
December ...	21	26	47	23	19	42	89	
Total...	168	158	326	230	213	443	769	



**TABLE IX.**  
*Comparative Analysis of Births, Deaths, etc., in Woolwich and 32 Provincial Towns during the year 1894.*

TOWNS.	Estimated Population middle of 1894.	Births.	Deaths.	Annual Rate per 1000 Living.			Deaths from Principal Zymotic Diseases.	Small-pox.	Measles.	Scarlet Fever.	Diphtheria.	Whooping Cough.	Fever.	Diarrhoea.	Deaths of Children under one year of age to 1000 Births.	Rate per cent. of Uncertified Deaths.
				Births.	Deaths.	Principal Zymotic Diseases.										
WOOLWICH .....	41417	1265	769	30.5	18.5	2.9	123	2	39	22	14	8	5	19	140	...
West Ham .....	238184	8067	3841	34.0	16.2	3.2	758	49	229	36	190	101	45	108	138	4.2
Croydon .....	111921	2793	1472	25.0	13.2	1.5	172	...	40	8	32	62	7	23	121	...
Brighton .....	118715	3055	1943	25.8	16.4	1.2	143	...	36	4	26	14	11	52	138	1.4
Portsmouth .....	170973	4709	2584	27.6	15.2	2.0	332	4	138	15	33	41	27	74	131	0.8
Plymouth .....	87931	2528	1605	28.8	18.3	1.6	139	5	3	8	5	78	11	29	169	1.2
Bristol .....	226578	6373	3900	28.2	17.3	2.0	461	16	114	16	48	176	22	69	150	1.3
Cardiff .....	148890	5103	2408	34.4	16.2	1.9	288	1	11	8	69	123	8	68	141	2.2
Swansea .....	95399	3069	1621	32.3	17.0	1.8	168	...	26	23	10	77	21	20	163	1.1
Wolverhampton .....	85036	2889	1775	34.1	20.7	3.2	274	5	72	53	35	28	17	64	166	0.7
Birmingham .....	492301	15562	9125	31.7	18.6	2.5	1225	170	327	76	75	214	106	257	163	5.1
Norwich .....	105645	3137	1974	29.8	18.7	1.5	159	...	22	15	18	38	23	43	164	1.7
Leicester .....	189136	5934	2764	31.5	14.7	1.9	365	...	106	30	13	12	28	176	162	3.1
Nottingham .....	223584	6381	3844	28.6	17.2	2.3	520	3	134	51	18	118	62	134	174	1.3
Derby .....	98796	2890	1479	29.3	15.0	1.6	160	...	64	15	5	16	26	34	123	0.7
Birkenhead .....	105627	3223	1902	30.6	18.1	2.6	278	1	92	12	41	67	17	48	143	0.5
Liverpool .....	507230	17893	12062	35.4	23.8	3.4	1726	20	299	229	97	267	297	508	179	3.5
Bolton .....	118303	3721	2217	31.5	18.8	1.8	215	...	21	9	10	59	26	90	162	0.9
Manchester .....	520211	16606	10592	32.0	20.4	2.4	1235	23	224	113	146	287	96	346	160	1.3
Salford .....	205828	7041	4310	34.3	21.0	3.3	667	2	146	112	63	140	63	242	174	1.8
Oldham .....	138755	3762	2575	27.2	18.6	1.8	255	23	56	21	39	57	15	44	171	0.8
Burnley .....	96478	3099	1799	32.2	18.7	2.5	237	...	36	51	29	17	27	77	170	1.8
Blackburn .....	125797	3617	2244	28.8	17.9	1.6	201	...	13	9	18	42	33	86	169	3.6
Preston .....	111425	3566	2312	32.1	20.8	2.6	290	1	37	12	8	46	29	157	217	4.8
Huddersfield .....	98511	1988	1552	20.2	15.8	1.4	142	...	13	23	22	54	12	18	160	3.4
Halifax .....	92861	2142	1526	23.1	16.5	0.9	81	4	33	3	12	19	6	4	135	4.9
Bradford .....	223985	5961	3797	26.7	17.0	1.8	394	27	115	72	17	68	30	65	145	0.9
Leeds .....	388761	12502	6927	32.2	17.9	2.0	776	3	290	52	73	131	52	175	155	1.0
Sheffield .....	338316	11267	5994	33.4	17.8	2.3	765	...	165	40	66	239	64	191	157	3.6
Hull .....	212679	6868	3683	32.4	17.4	1.8	373	3	93	39	29	81	40	88	142	4.2
Sunderland .....	136101	4768	2821	35.1	20.8	3.1	415	...	116	25	9	70	82	113	167	1.1
Gateshead .....	93372	3180	1644	34.2	17.7	2.4	219	1	93	6	21	31	23	44	152	0.9
Newcastle-on-Tyne ...	201947	6250	3684	31.0	18.3	2.2	435	...	96	29	32	154	47	97	157	1.0

TABLE X.

Comparative Analysis of Births and Deaths, etc., in Woolwich and other Sanitary Districts of the Metropolis, during the year 1894

SANITARY AREAS.	Estimated Population middle of 1894.	Births.	Deaths.	Annual Rate per 1000 Living.			Deaths from Principal Zymotic Diseases.	Smallpox.	Measles.	Scarlet Fever.	Diphtheria.	Whooping Cough.	Typhus.	Enteric Fever.	Simple and Undefined Fever.	Diarrhoea.	Phthisis.	Deaths of Children under 1 year of age to 1000 Births.
				Births.	Deaths.	Principal Zymotic Diseases.												
WOOLWICH .....	41417	1265	769	30.5	18.5	2.9	123	2	39	22	14	8	...	5	...	19	84	146
<i>West Districts.</i>																		
Paddington .....	121583	2837	1826	23.4	15.1	2.4	289	...	66	14	93	45	...	19	...	49	...	137
Kensington .....	167350	3673	2647	22.0	15.9	2.1	349	...	222	22	77	58	...	21	3	57	...	173
Hammersmith .....	105696	2901	1712	27.5	16.2	2.4	256	3	72	14	50	59	...	15	...	47	...	147
Fulham .....	110993	3763	1897	34.0	17.1	3.8	425	...	262	33	105	60	...	5	1	57	...	149
Chelsea .....	99052	2700	1619	27.3	16.4	2.3	224	1	70	16	52	38	...	14	1	33	...	131
St. George Hanover Square...	75033	1501	1088	20.1	14.5	1.4	105	...	32	11	19	21	...	12	...	10	...	115
Westminster .....	54414	1235	991	22.8	18.3	2.0	108	1	35	7	26	21	...	5	...	14	...	138
St. James Westminster.....	23571	464	393	19.7	16.7	2.2	52	...	23	3	15	7	...	8	...	5	...	144
<i>North Districts.</i>																		
Marylebone .....	138554	4304	2662	31.2	19.3	2.4	328	29	88	40	73	40	...	23	...	35	...	130
Hampstead .....	75443	1472	798	19.6	10.6	1.4	104	3	32	10	19	26	...	6	1	8	...	113
St. Pancras.....	233739	6967	4256	29.9	18.3	2.2	510	8	95	51	118	115	1	38	...	84	...	145
Islington .....	331900	9500	5266	28.7	15.9	2.6	847	3	204	69	221	195	...	36	...	119	...	139
Stoke Newington .....	34172	757	334	22.2	9.8	0.9	29	...	2	6	5	8	...	3	...	5	...	86
Hackney .....	211493	6073	3241	28.8	15.4	2.6	554	1	186	57	122	68	...	38	...	82	...	127
<i>Central Districts.</i>																		
St. Giles.....	38144	1069	757	28.1	19.9	2.1	78	1	15	2	14	27	...	8	...	11	...	132
St. Martin-in-the-Fields .....	13783	233	266	17.0	19.4	2.0	27	...	9	1	6	5	...	2	...	4	...	210
Strand .....	23179	547	524	23.7	22.7	2.7	62	...	16	1	9	21	...	7	...	8	...	179
Holborn .....	32438	832	660	25.7	20.4	2.5	81	...	23	...	20	21	...	7	...	10	...	180
Clerkenwell .....	65312	2180	1243	33.5	19.1	2.7	174	...	49	10	34	38	...	8	...	35	...	145
St. Luke.....	41168	1879	965	45.8	23.5	2.1	87	1	14	10	15	18	...	3	...	26	...	123
London City .....	34832	525	679	15.1	19.5	1.1	39	...	3	9	6	11	...	6	...	4	...	160

TABLE X.—Continued.

Comparative Analysis of Births and Deaths, etc., in Woolwich and other Sanitary Districts of the Metropolis, during the year 1894

SANITARY AREAS.	Estimated Population middle of 1894.	Births.	Deaths.	Annual Rate per 1000 Living.			Deaths from Principal Zymotic Diseases.	Smallpox.	Measles.	Scarlet Fever.	Diphtheria.	Whooping Cough.	Typhus.	Enteric Fever.	Simple and Undefined Fever.	Diarrhoea.	Phthisis.	Deaths of Children under 1 year of age to 1000 Births.
				Births.	Deaths.	Principal Zymotic Diseases.												
<i>East Districts.</i>																		
Shoreditch .....	123186	4332	2450	35.3	19.9	2.8	350	2	69	28	75	93	1	12	...	70	...	160
Bethnal Green .....	129840	4636	2642	35.8	20.4	3.5	457	5	135	27	133	70	...	27	...	60	...	151
Whitechapel .....	75498	3178	1613	42.2	21.4	3.1	231	...	66	23	46	52	...	10	...	34	...	154
St. George-in-the-East .....	45360	1877	1196	41.5	26.4	5.0	224	...	49	18	51	41	...	6	...	59	...	185
Limehouse .....	57000	1906	1403	33.5	24.7	4.3	244	1	93	33	51	27	...	8	...	31	...	174
Mile End Old Town.....	101242	4042	2281	37.5	21.1	4.1	439	4	157	37	82	74	...	13	2	70	...	156
Poplar .....	170217	5800	3225	34.2	19.0	3.2	549	10	214	40	108	77	...	31	1	68	...	153
<i>South Districts.</i>																		
St. Saviour Southwark.....	26712	770	560	28.9	21.0	3.3	87	...	46	6	20	9	...	2	...	4	...	145
St. George Southwark .....	60060	2071	1384	34.6	23.1	3.6	217	...	80	17	49	27	...	5	...	39	...	186
Newington .....	118512	4201	2369	35.6	20.0	2.8	327	2	103	19	61	75	...	14	...	53	...	158
St. Olave Southwark .....	12984	431	268	33.3	20.7	2.8	36	...	19	4	3	7	...	...	...	3	...	128
Bermondsey .....	84053	3095	1734	36.9	20.7	3.3	279	1	79	23	66	51	1	16	...	42	...	146
Rotherhithe .....	40305	1353	764	33.6	19.0	3.3	134	...	41	15	31	13	...	2	...	32	...	161
Lambeth .....	282574	9231	4845	32.8	17.2	2.4	676	1	181	64	141	109	...	46	...	134	...	133
Battersea.....	161558	5024	2573	31.2	16.0	3.1	493	2	151	32	116	75	...	28	1	88	...	146
Wandsworth .....	179518	4423	2224	24.7	12.4	1.8	317	...	75	20	80	55	...	21	2	64	...	114
Camberwell .....	248893	7382	4045	29.7	16.3	2.8	687	2	186	46	192	137	1	22	...	101	...	148
Greenwich .....	173128	5374	2976	31.1	17.2	3.1	540	...	144	59	132	112	...	32	1	60	...	138
Lee .....	38172	794	472	20.9	12.4	1.7	64	2	11	7	21	11	1	3	...	8	...	94
Lewisham .....	79903	2040	1097	25.6	13.8	1.9	154	...	39	12	30	35	...	14	...	24	...	128
Plumstead .....	59233	1910	736	32.3	12.5	2.1	124	2	21	23	56	30	...	6	...	6	...	94



TABLE XI.

Table of Population, Births, and of Infectious Disease Cases notified to the Medical Officer of Health during the year 1894, in the Urban Sanitary District of Woolwich, classified according to Diseases, Ages, etc.

DISTRICT.	DISEASE.	Population of all ages.		Registered Births.	Age under 5 or over 5 years.	Number Notified.												Number removed to Hospital.															
		Census 1891.	Estimated to middle of 1894.			January.	February.	March.	April.	May.	June.	July.	August.	September.	October.	November.	December.	Total.	January.	February.	March.	April.	May.	June.	July.	August.	September.	October.	November.	December.	Total.		
WOOLWICH DOCKYARD.	Small-pox .....	19606	19890	509	Under 5	...	...	...	...	...	...	...	...	...	...	...	...	6	...	...	...	...	...	...	...	...	...	...	...	...	6		
	Over 5				...	1	1	...	...	...	1	...	3	...	...	...	...	...	...	...	...	...	...	1	...	3	...	...	...	...	...		
	Cholera .....				Under 5	...	...	...	...	...	...	...	...	...	...	...	...	...	...	...	...	...	...	...	...	...	...	...	...	...	...	...	
	Over 5				...	...	...	...	...	...	...	...	...	...	...	...	...	...	...	...	...	...	...	...	...	...	...	...	...	...	...	...	
	Diphtheria .....				Under 5	1	...	2	1	...	1	...	1	3	2	1	12	...	...	1	...	...	...	...	...	1	1	1	1	5			
	Over 5				1	1	...	...	...	3	2	...	2	...	3	12	1	...	...	...	2	2	...	...	...	...	...	...	1	6			
	Membranous Croup				Under 5	...	...	...	...	...	...	...	...	...	...	...	...	...	...	...	...	...	...	...	...	...	...	...	...	...	...	...	
	Over 5				...	...	...	...	...	...	...	...	...	...	...	...	...	...	...	...	...	...	...	...	...	...	...	...	...	...	...	...	
	Erysipelas .....				Under 5	...	...	...	...	...	...	...	...	...	...	...	...	...	...	...	...	...	...	...	...	...	...	...	...	...	...	...	...
	Over 5				2	1	2	...	1	...	1	...	2	1	1	1	12	...	...	...	...	...	...	...	...	...	...	...	...	...	...	...	
	Scarlatina .....				Under 5	5	3	...	...	1	8	4	1	1	...	2	...	25	3	...	...	...	6	3	1	...	2	...	15				
	Over 5				1	...	2	2	14	16	4	5	...	1	2	1	48	...	...	2	2	12	15	3	5	...	...	2	1	42			
Typhus .....	Under 5	...	...	...	...	...	...	...	...	...	...	...	...	...	...	...	...	...	...	...	...	...	...	...	...	...	...	...	...				
Over 5	...	...	...	...	...	...	...	...	...	...	...	...	...	...	...	...	...	...	...	...	...	...	...	...	...	...	...	...	...				
Typhoid .....	Under 5	...	...	...	...	1	...	...	...	...	...	...	...	1	...	1	2	...	...	...	...	...	...	...	...	...	...	...	...				
Over 5	...	...	...	...	...	...	...	...	...	...	1	...	1	2	...	...	...	...	...	...	...	...	...	...	...	...	...	...	...				
Puerperal .....	Under 5	...	...	...	...	...	...	...	...	...	...	...	...	...	...	...	...	...	...	...	...	...	...	...	...	...	...	...	...				
Over 5	...	...	...	...	...	...	...	...	...	...	...	...	...	...	...	...	...	...	...	...	...	...	...	...	...	...	...	...	...				
Continued .....	Under 5	...	...	...	...	...	...	...	...	...	...	...	...	...	...	...	...	...	...	...	...	...	...	...	...	...	...	...	...				
Over 5	...	...	...	...	...	...	...	...	...	...	...	...	...	...	...	...	...	...	...	...	...	...	...	...	...	...	...	...	...				

TABLE XI.—Continued.

DISTRICT.	DISEASE.	Population of all ages.		Registered Births.	Age under 5 or over 5 years.	Number Notified.												Number removed to Hospital.														
		Census, 1891.	Estimated to middle of 1894.			January	February	March	April	May	June	July	August	September	October	November	December	Total	January	February	March	April	May	June	July	August	September	October	November	December	Total	
WOOLWICH ARSENAL.	Small-pox .....	21242	21527	756	Under 5	...	...	...	...	...	...	...	...	...	...	...	...	...	...	...	...	...	...	...	...	...	...	...	...	...	...	
	Over 5				1	2	...	2	4	...	...	...	...	...	...	...	...	9	1	2	...	2	4	...	...	...	...	...	...	...	9	
	Cholera .....				Under 5	...	...	...	...	...	...	...	...	...	...	...	...	...	...	...	...	...	...	...	...	...	...	...	...	...	...	...
	Over 5				...	...	...	...	...	...	...	...	...	...	...	...	...	...	...	...	...	...	...	...	...	...	...	...	...	...	...	
	Diphtheria .....				Under 5	...	...	1	...	1	1	...	1	2	4	...	10	...	1	...	...	...	1	...	1	1	2	...	6			
	Over 5				...	...	...	...	...	1	3	3	2	5	1	25	...	...	...	...	...	...	...	3	...	2	2	...	7			
	Membranous Croup				Under 5	...	...	...	...	...	...	...	...	...	...	...	...	...	...	...	...	...	...	...	...	...	...	...	...	...	...	
	Over 5				...	...	...	...	...	...	...	...	...	...	...	...	...	...	...	...	...	...	...	...	...	...	...	...	...	...	...	
	Erysipelas .....				Under 5	...	...	...	...	...	...	...	...	...	...	...	...	...	...	...	...	...	...	...	...	...	...	...	...	...	...	...
	Over 5				2	...	1	...	1	...	3	3	2	3	1	2	18	...	...	...	...	...	...	...	...	...	...	...	...	...	...	...
Scarlatina .....	Under 5	5	1	3	4	5	9	6	2	2	3	1	4	45	2	...	2	4	5	7	3	2	2	4	1	3	35					
Over 5	9	3	5	6	9	23	13	6	11	7	2	3	97	5	2	4	4	7	18	11	5	8	6	1	...	71						
Typhus .....	Under 5	...	...	1	...	...	...	...	...	...	...	...	...	1	...	...	1	...	...	...	...	...	...	...	...	...	...	1				
Over 5	...	...	...	...	...	...	...	...	...	...	...	...	...	...	...	...	...	...	...	...	...	...	...	...	...	...	...	...				
Typhoid .....	Under 5	1	...	...	...	...	...	...	...	...	...	...	...	1	1	...	...	...	...	...	...	...	...	...	...	...	1					
Over 5	1	1	5	...	1	1	...	...	...	...	1	...	10	1	1	4	...	1	1	...	...	...	...	...	...	...	8					
Puerperal .....	Under 5	...	...	...	...	...	...	...	...	...	...	...	...	...	...	...	...	...	...	...	...	...	...	...	...	...	...	...				
Over 5	1	...	1	...	...	...	...	...	...	1	...	...	3	...	...	...	...	...	...	...	...	...	...	...	...	...	...					
Continued.. ..	Under 5	...	...	...	...	...	...	...	...	...	...	...	...	...	...	...	...	...	...	...	...	...	...	...	...	...	...	...				
Over 5	...	...	...	...	...	...	...	...	...	...	...	...	...	...	...	...	...	...	...	...	...	...	...	...	...	...	...	...				
Total number of cases occurring within the Woolwich Sanitary District of .....		40848	41417	1265	Under 5	12	4	7	5	6	20	11	3	5	8	9	5	95	6	...	5	4	5	13	7	3	4	6	6	4	63	
					Over 5	18	9	17	10	30	43	25	17	21	18	12	12	232	8	6	11	8	24	36	17	13	11	8	5	2	149	

TABLE XII.

*Registered Births in Fifty-two Weeks of 1894 in the Sub-Districts of Woolwich.*

Month.	Woolwich Dockyard Sub-District.							Woolwich Arsenal Sub-District.						
	Legitimate.		Illegitimate.		Total.		Grand Total.	Legitimate.		Illegitimate.		Total.		Grand Total.
	M.	F.	M.	F.	M.	F.		M.	F.	M.	F.	M.	F.	
January ...	26	26	1	...	27	26	53	51	41	...	2	51	43	94
February ...	15	28	...	...	15	28	43	23	23	...	2	23	25	48
March .....	18	13	...	...	18	13	31	23	25	...	...	23	25	48
April .....	23	27	...	...	23	27	50	33	24	...	1	33	25	58
May .....	24	20	1	...	25	20	45	32	28	...	...	32	28	60
June .....	16	17	...	...	16	17	33	27	27	...	...	27	27	54
July .....	24	13	...	1	24	14	38	30	38	1	...	31	38	69
August ...	25	26	...	...	25	26	51	33	37	1	...	34	37	71
September	24	12	...	...	24	12	36	36	34	...	...	36	34	70
October ...	32	19	...	...	32	19	51	29	40	...	...	29	40	69
November	17	22	...	...	17	22	39	35	23	1	...	36	23	59
December	21	18	...	...	21	18	39	28	27	...	1	28	28	56
Total...	265	241	2	1	267	242	509	380	367	3	6	383	373	756



TABLE XIII.

*Registered Marriages for each Quarter during the Years 1891, 1892,  
1893 and 1894, in the Sanitary District of Woolwich.*

DISTRICT.	Year.	First Quarter.	Second Quarter.	Third Quarter.	Fourth Quarter.	TOTAL.
DOCKYARD AND ARSENAL.	1891	109	124	140	161	534
	1892	115	131	186	167	599
	1893	110	136	193	175	614
	1894	120	136	151	178	585

TABLE XIV.

*Return of the number of Bodies received into the Mortuary during the year 1894.*

No.	Date received at Mortuary.	Name.	Age.	Address.	Cause of Death.
1	January 8th.....	George Sheldrake .....	44	10a, Rectory Grove, Woolwich.....	Suicide by Cutting Throat.
2	" ".....	Catherine Briggs .....	55	2, Catherine Square, Woolwich .....	Apoplexy.
3	" ".....	Edward Hummerston .....	17	Cambridge Barracks .....	Injuries from a Crush.
4	" 27th .....	John McCarty .....	32	104, Brookhill Road, Woolwich .....	Suicide by Cutting Throat.
5	" 29th .....	Mabel Lyons .....	22 months	39, James Street, Woolwich .....	Rickets and Bronchitis.
6	February 12th.....	Lillian M. Hull.....	3 months	148, St. Mary Street, Woolwich .....	Suffocated in Bed.
7	" 17th.....	Alice E. Esplaine.....	7 months	62, High Street, Woolwich .....	Suffocated in Bed.
8	" 28th.....	Thomas Hall .....	50	51, Shortbridge Street, S. Shields.....	Found Drowned.
9	March 9th .....	Female Infant (unknown) .....	newly born	Found in Railway Station .....	Inattention at Birth.
10	" 12th.....	Catherine McBride .....	66	22, High Street, Woolwich .....	Fatty Degeneration of the Heart.
11	" ".....	Lillie Baynes .....	7 weeks	7, Ordnance Road, Woolwich .....	Suffocated in Bed.
12	" 19th.....	Robert Hancer.....	56	63, Ordnance Road, Woolwich .....	Bronchitis and Heart Disease.
13	April 5th.....	William Conner .....	44	Nile Street, Woolwich .....	Lung Disease.
14	" 16th.....	Frederick C. Gibson .....	16	23, Trinity Street, Woolwich .....	Accidentally Drowned.
15	" 17th.....	Edward Cleverley .....	41	1, Rope Yard Rails, Woolwich .....	Haemateria.
16	" 20th.....	Robert Scrutton .....	33	1a, Hancock Street, Bromley-by-Bow .....	Heart Disease.
17	" 23rd.....	Albert G. Williams.....	39	51, High Street, Woolwich .....	Rupture of Aorta.
18	" 28th.....	Isabella Watson .....	59	Knottingley, Yorkshire .....	Crush on Barge.
19	May 9th.....	Ruth Sargent .....	18	2, Anchor Alley, Woolwich .....	Natural Causes.
20	" 11th.....	William H. Short .....	32	353, Southwark Park Road .....	Accidentally Drowned.
21	" 13th.....	Charles Oliver .....	45	39, Argyle Road, Customs House.....	Killed on Railway (accident).
22	" 29th.....	Albert Sage .....	47	9, Ann Street, Woolwich .....	Accidental Fall in Street.
23	June 8th.....	Margaret Rowe .....	57	16, Artillery Place, Woolwich .....	Accidentally Poisoned.
24	" ".....	John Brightman .....	20	1, Bowater Road, Woolwich .....	Peritonitis from Ulcer.
25	" 17th.....	Henry Stewart.....	28	25, Francis Street, Woolwich .....	Accidentally Drowned.
26	" 21st.....	Herbert Funnell .....	10	16, Walpole Place, Woolwich .....	Run Over by Van.
27	" 26th.....	William J. Snelling .....	17	Gravesend .....	Accidentally Drowned.
28	" 30th.....	Mormbaruk Abdulla .....	25	S.S. "Kaiser," Albert Docks .....	Found Drowned.
29	July 4th.....	Margaret Rickards .....	56	5, Myrtle Place, Woolwich .....	Apoplexy.
30	" 5th.....	Jane Hood .....	71	20, Sandy Hill, Woolwich.....	Accidental Fall.
31	June 30th.....	Denis Driscoll .....	45	229, Manchester Road, Cubitt Town .....	Accidentally Drowned.
32	July 11th.....	John Huxley.....	53	16, Warren Lane, Woolwich.....	Fatty Degeneration of the Heart.

TABLE XIV.—Continued.

No.	Date received at Mortuary.	Name.	Age.	Address.	Cause of Death.
33	July 23rd.....	Boy (unknown) .....	14	Unknown .....	Found Dead.
34	„ 30th.....	William G. Clifford .....	31	High Street, Deptford .....	Found Drowned.
35	August 5th .....	Landow Lindow .....	40	S.S. "Mariella," Albert Docks .....	Apoplexy.
36	„ 18th ...	William Hudson .....	22 months	6, Glass Yard, Woolwich .....	Trod on by Horse.
37	September 3rd	John Loxley.....	58	10, Globe Lane, Woolwich .....	Accidental Fall.
38	„ 3rd	Emma Clark .....	73	15, Warren Lane, Woolwich.....	Peritonitis.
39	„ 6th	John Wilson.....	34	89, Beresford Street, Woolwich .....	Suicide by Poison.
40	„ 6th	John J. Paul.....	28	38, Samuel Street, Charlton .....	Injuries from Machinery.
41	„ 12th	Thomas Walker .....	46	Cambridge Barracks .....	Suicide by Shooting.
42	„ 14th	Male (unknown) .....	65	Unknown .....	Found Dead in Ditch.
43	„ 27th	Septimus W. Shorter .....	21	19, Glenister Road, Greenwich.....	Accidently Drowned.
44	„ 30th	David W. Smithers.....	41	5, St. Paul's Road, Camden Town .....	Suicide by Poisoning.
45	October 2nd ...	Frank E. Petch .....	15	1, Llanover Road, Plumstead .....	Suicide by Drowning.
46	„ 2nd ...	Minnie Sharp .....	12 days	16, Wilmount Street, Woolwich .....	Pneumonia.
47	„ 7th ...	Herbert Grunsey .....	27	Artillery Barracks .....	Suicide by Hanging.
48	„ 13th ...	Catherine Robertson .....	59	33, Thomas Street, Woolwich .....	Accidently burned.
49	„ 15th ...	Sarah Brown .....	76	4, Wick Cottages, Woolwich.....	Accidental Fall.
50	„ 17th ...	Emma Street .....	17	28, Ritter Street, Woolwich .....	Heart Disease.
51	„ 22nd ...	Female (unknown) .....	40	10, Rope Yard Rails, Woolwich .....	Heart Disease.
52	November 7th...	John Williams .....	62	19, Anglesea Road, Woolwich .....	Suicide by Hanging.
53	„ 8th...	Margaret Boland .....	40	17, Warren Lane, Woolwich.....	Apoplexy.
54	„ 9th...	John Blackburn .....	70	173, West Street, Charlton .....	Valvular Disease of Heart.
55	„ 10th...	George W. Piggott .....	50	6, Latward Road, Brentford .....	Accidently Drowned.
56	„ 10th...	William Frazer .....	56	23, Adelaide Street, S. Shields.....	Heart Disease.
57	„ 21st ...	Peter S. Gregson.....	73	13, Engineer Road, Woolwich .....	Valvular Disease of Heart.
58	„ 27th...	William L. Angell .....	3 days	15, Dicey Street, Woolwich .....	Premature Birth.
59	December 11th	Augustus T. Birch .....	13 months	10, Dicey Street, Woolwich .....	Pneumonia.
60	„ 26th	Mary E. Redfer .....	26	11, Eglinton Road, Woolwich .....	Syncope.
61	„ 3rd	Nellie Plant .....	10 months	20, Acorn Street, Woolwich .....	Pneumonia.
62	„ 16th	Joseph Kelly .....	6 months	30, Artillery Place, Woolwich .....	Pneumonia.
63	„ 17th	Ethel E. Hellwell .....	4 months	51, Brookhill Road, Woolwich.....	Syncope.
64	„ 31st	Francis Elliott. ....	87	23, Samuel Street, Woolwich .....	Kidney Disease.



TABLE XV.

*Return of Inquests held during the Year 1894.*

No.	Name.	Age.	Address.	Verdict of Coroner's Jury.
1	James Buckley .....	53	48, Jackson St., Woolwich	Apoplexy.
2	George Sheldrake .....	44	10a, Rectory Grove, Woolwich	Suicide by Cutting Throat.
3	Catherine Briggs .....	55	2, Catherine Square, Woolwich	Apoplexy.
4	Edward Hummerson ...	17	Cambridge Barracks .....	Jammed between Wagon and Tree.
5	John McCarty .....	32	104, Brookhill Road, Woolwich	Suicide by Cutting Throat.
6	Mabel Lyons .....	22 m.	39, James St., Woolwich	Rickets and Bronchitis.
7	Gunner R.A. ....	24	R.A. Barracks .....	Run over by Train.
8	Agnes Penfold.....	2 m.	38, Rope Yard Rails, Woolwich	Suffocated in Bed.
9	Lilian M. Hall.....	3 m.	48, St. Mary Street, Woolwich	Do.
10	Alice E. Esplaine .....	7 m.	62, High St., Woolwich...	Do.
11	William Watchorn .....	66	21, Union Buildings, Woolwich	Poisoned - not known how.
12	Alison Johnson .....	81	15, George St., Woolwich	Congestion of Lungs after Fall from Chair
13	Thomas Hull .....	50	51, Shortbridge Street, S. Shields	Accidently Drowned.
14	Catherine McBride .....	66	22, High St., Woolwich...	Syncope.
15	Lillie Baines.....	7 w.	7, Ordnance Road, Woolwich	Suffocated in Bed.
16	Female .....	16	46, Sand St., Woolwich...	Cerebral Abscess from Ear.
17	Sarah Morgan .....	82	9, North Kent Terrace, Woolwich	Decay and Shock from Fall.
18	William Connor .....	45	Nile Street, Woolwich ...	Lung Disease, Want of Food, etc.
19	Frederick C. Gibson ...	16	23, Trinity St., Woolwich	Accidently Drowned.
20	Robert Scrutton .....	33	1a, Hancock St., Bromley-by-Bow	Rupture of Aorta.
21	Albert Williams .....	39	51, High St., Woolwich...	Do.

TABLE XV.—Continued.

No.	Name.	Age.	Address.	Verdict of Coroner's Jury.
22	John Clarke .....	51	36, Rippolson Road, Plumstead	Crushed between Railway Trucks.
23	Isabella Watson .....	59	Knottingley, Yorkshire ...	Injuries from Crane load Falling on her.
24	Charles Oliver .....	46	39, Argyle Road, Customs House	Run over by Train.
25	Ruth Sargent .....	18	22, Anchor Alley, Woolwich	Gastric Ulcer.
26	James Hicks .....	70	2, Warren Lane, Woolwich	Pneumonia following Injuries.
27	Edward Quigley .....	50	9, Earl Street, Plumstead	Pneumonia following Injuries
28	Thomas H. Clarke .....	51	38, Beresford Street, Woolwich	Colic (Lead Poisoning).
29	Lancelot Holdway .....	27	75, Wehington Street, Woolwich	Pycemia.
30	Albert Sage ... ..	47	9, Ann Street, Woolwich	Fracture of Skull from Fall.
31	Margaret Rowe .....	57	16, Artillery Pl., Woolwich	Overdose of Chlorodyne (Accident).
32	John Brightman .....	20	1, Bowater Rd., Woolwich	Peritonitis.
33	Herbert R. Funnell.....	10	16, Walpole Pl., Woolwich	Accidentally Run Over by Van.
34	Henry Stewart .....	28	25, Francis St., Woolwich	Drowned whilst Bathing.
35	Charles Hicks .....	50	6, Salutation Alley, Woolwich	Dislocation of Neck from Fall down Stairs.
36	Margaret Dennally .....	7 m.	1, Glass Yard, Woolwich	Fit whilst Teething.
37	Catherine Maclancy ...	59	15, Artillery Pl., Woolwich	From Burns.
38	Joseph Hicks .....	42	3, Cannon Row, Woolwich	Fracture of Ribs, Cause not known.
39	Mormbaruk Abdulla ...	25	S.S. "Kaiser," Albert Docks	Found Drowned.
40	Jane Hood .....	71	10, Sandy Hill, Woolwich	Broken Ribs from Fall (Pneumonia).
41	Margaret Kickard .....	56	5, Myrtle Place, Woolwich	Apoplexy.
42	Dennis J. Driscoll .....	45	229, Manchester Road, Cubitt Town	Accidentally Drowned.

TABLE XV.—Continued.

N <sup>o</sup> .	Name.	Age.	Address.	Verdict of Coroner's Jury.
43	John Huxley .....	53	16, Warren Lane, Woolwich	Pneumonia and Fatty Heart
44	Male (unknown) ... ..	14	Unknown ... ..	Found Dead.
45	John Cronin.....	35	60, Beresford Street, Woolwich	Delirium Tremens with Pneumonia.
46	William G. Clifford.....	31	High Street, Woolwich ...	Found Drowned.
47	William Hudson .....	22 m.	6, Glass Yard, Woolwich	Trodden on by Horse.
48	Male child .....	6 m.	12, Engineer Rd, Woolwich	Asphyxia while under influence of Chloroform, Operation.
49	Male .....	21	19, Ogleby St., Woolwich	Accidentally Drowned.
50	Phillip Jones.....	49	111, Tewson Road, Plumstead	Injuries from Crane load Falling on him.
51	John Luxley .....	58	10, Globe Lane, Woolwich	Fracture of Skull by fall.
52	Emma Clarke .....	73	15, Warren Lane, Woolwich	Inflammation of Bowels.
53	John J. Paul.....	28	38, Tamar St., Charlton...	Struck by Machinery in Motion.
54	John Wilson.....	33	89, Beresford Street, Woolwich	Suicide by Poisoning.
55	John Welsh .....	4 m.	37, Dicey St., Woolwich	Diarrhœa.
56	Thomas Walker .....	46	Cambridge Barracks, Woolwich	Suicide by Shooting.
57	Male .....	6	7, Rope Yard Rails, Woolwich	Leg wrenched off when riding on axle of brougham.
58	Minnie A. Sharp .....	12 d.	16, Wilmount Street, Woolwich	Pneumonia.
59	Frank E. Petch .....	15	1, Llanover Road, Plumstead	Suicide by Drowning.
60	Hermet Grimsey .....	27	Artillery Barracks, Woolwich	Suicide by Hanging.
61	David W. Smithers.....	41	5, St. Paul's Place, Camden Town	Suicide by Poisoning.
62	Catherine Robertson ...	59	33, Thomas St., Woolwich	Suffocated by Fire.
63	Sarah Brown .....	76	4, Wick Cottages, Woolwich	Senile Decay and broken Thigh from fall.



TABLE XV.—Continued.

No.	Name.	Age.	Address.	Verdict of Coroner's Jury.
64	Emma M. Street .....	17	28, Ritter St., Woolwich	Valvular disease of heart.
65	Female (unknown) .....	40	10, Rope Yard Rails, Woolwich	Heart Disease.
66	Margaret Roland .....	40	17, Warren Lane, Woolwich	Apoplexy.
67	John Williams .....	65	9, Anglesea Rd., Woolwich	Suicide by Hanging.
68	William Frazer .....	58	23, Adelaide St., S. Shields	Syncope.
69	John Blackburn .....	70	173, West Street, Charlton	Valvular disease of heart.
70	Peter L. Gregston .....	73	13, Engineer Rd, Woolwich	Valvular disease of heart.
71	William L. Angell .....	2 d.	23, Dicey St., Woolwich...	Premature Birth.
72	Nellie H. Plant .....	10 m.	20, Acorn St., Woolwich	Pneumonia & Pleurisy.
73	Augustus T. Birch .....	13 m.	10, Dicey St., Woolwich...	Pneumonia & Pleurisy.
74	Ethel E. Hellewell .....	4 m.	51, Brookhill Road, Woolwich	Syncope from malformation of right side of Heart.
75	Joseph Kelly.....	6 m.	30, Artillery Pl., Woolwich	Pneumonia.
76	Mary E Redfern .....	26	11, Lower Eglinton Road, Woolwich	Syncope.
77	Male .....	35	6, Monk Street, Woolwich	Uræmic Convulsions.

TABLE XVI.

*Return of the number of Articles Disinfected after the undermentioned Diseases during the year 1894.*

Nature of Disease.	Number of Persons Attended.	ARTICLES DISINFECTED.									Total.
		Beds.	Blankets.	Bolsters.	Counterpanes.	Palllasses and Mattresses.	Pillows.	Sheets.	Sundries.	Wearing Apparel (pieces).	
Scarlet Fever .....	215	223	356	159	207	271	345	333	1140	1338	4372
Diphtheria .....	49	57	79	43	49	67	95	86	269	274	1019
Small-pox .....	15	42	57	17	37	32	52	62	106	286	691
Enteric Fever.....	14	25	38	14	23	28	28	49	91	64	360
Typhus Fever.....	1	1	1	1	3	2	2	1	14	17	42
Erysipelas .....	30	2	4	2	...	4	4	...	6	...	22
Puerperal Fever...	3	1	1	1	1	2	2	2	5	4	19
Total.....	327	351	536	237	320	406	528	533	1631	1983	6525

TABLE XVII.

*Return of Houses dealt with under "The Housing of the Working  
Classes Act, 1890," during the year 1894.*

No.	Property.	Result.
1	2, Wilmount Street.....	Demolished by consent
2	4, do. do. ...	Do.
3	1, Sherwen's Cottages.....	Closed by Magistrate
4	2, do. do. ...	Do.
5	3, do. do. ...	Do.
6	4, do. do. ...	Do.



TABLE XVIII.

*Return of Cases of Sickness for the Years 1891, 1892, 1893 and 1894,  
occurring in the various Institutions in Woolwich.*

Name of Institution.	Number of Patients, 1891.		Number of Patients, 1892.		Number of Patients, 1893.		Number of Patients, 1894.	
	In.	Out.	In.	Out.	In.	Out.	In.	Out.
Workhouse and Workhouse Infirmary.....	703	...	607	...	697	...	558	...
Out-door Paupers.....	...	2552	...	2500	...	2597	...	2743
Total.....	703	2552	607	2500	679	2597	558	2743

TABLE XIX.

*Return of the Number of Houses Inspected, Notices Served, etc., by the Sanitary Inspectors during the year 1894.*

Name of Inspector.	Number of Houses.		Number of Notices Served.	Number of Notices.		Nature of Nuisances included in Notices.												Remarks.
	Inspected.	Re-Inspected.		Complied with.	Not complied with.	No Water in Closets.	Dirty and Defective Walls and Ceilings.	Defective Paving.	Foul and Defective W.C. Pans and Traps.	Defective Roofs.	Defective Yard Drains and Sinks.	Defective Guttering, etc.	House Sinks connected with Drains.	Defective Water Supply.	General Nuisances, etc.	Total.		
J. CARTY.....	...	...	...	...	...	...	...	...	...	...	...	...	...	...	...	...	Engaged in Superintending the removal of House and Trades Refuse, etc.	
A. MACKIE.....	1771	1136	841	818	23	8	54	102	96	109	93	117	15	74	123	5380	63 cases were referred to Solicitor, and in 8 cases Summonses had to be issued before the work was done.	
W. WOOLLEY.....	2010	1582	1044	1026	18	10	76	176	121	147	119	194	19	96	174	6812		
Total.....	3781	2718	1885	1844	41	18	130	278	217	256	212	311	34	170	297	12192		

TABLE XX.

*List of Common Lodging Houses in Woolwich under the License  
of the London County Council.*

No.	Situation of House.	Number of Beds Authorized.			Owner.
		Single Men.	Single Women.	Married Couples.	
1	3, High Street .....	22	...	...	George Webb.
2	5, " " .....	44	...	...	Ditto
3	49, " " .....	26	...	...	Robert Flett.
4	50, " " .....	24	...	...	Ditto
5	51, " " .....	...	6	8	Ditto
6	52, " " .....	18	3	3	Catherine Mahoney.
7	53, " " .....	16	...	5	Ditto
8	56, " " .....	...	1	7	Maria Edwards.
9	56a, " " .....	18	...	...	Ditto
10	63, " " .....	...	1	7	Richard Huxford.
11	64, " " .....	20	...	...	Ditto
12	76, " " .....	4	5	4	George Channings.
13	77, " " .....	3	2	6	Ditto
14	81, " " .....	...	8	1	Samuel Cook.
15	82, " " .....	7	6	3	Ditto
16	93, " " .....	30	...	...	Mary White.
17	102, " " .....	37	...	...	Thomas Barriskill.
18	6, Nile Street.....	5	...	3	John Kelcher.
19	7, " " .....	13	...	...	Ditto
20	60, Beresford Street.....	35	...	13	Mary White.
21	4, Market Hill .....	14	...	...	Mary Cassin.
22	5, " " .....	11	...	...	Emily Perry.
23	10, " " .....	10	...	...	Alfred Ralphson.
24	12, Warren Lane.....	29	...	...	Frederick Alexander.
25	13, " " .....	11	...	...	Ditto
26	1, Rope Yard Rails ...	16	...	...	Maria Edwards.
27	2, " " .....	21	...	...	Ditto
28	4, " " .....	22	...	...	Eliza Skiggs.
29	7, " " .....	18	...	...	Kate Taylor.
30	9, " " .....	37	...	...	Eliza Edwards.
31	10, " " .....	32	7	11	Kate Taylor.
32	11, " " .....	24	...	3	Catherine Mahoney.
33	21, " " .....	11	...	4	Robert Fleet.
34	21a, " " .....	...	12	5	Ditto
35	32, " " .....	20	...	...	John Smith.
36	43, " " .....	16	...	...	James Self.
37	10a, " " .....	26	...	3	Catherine Mahoney.
38	34, Albert Road, N.W.	19	...	...	Emma Bammon.



TABLE XXI.

*List of Slaughterhouses Licensed by the London County Council in the District of Woolwich during the year 1894.*

No.	Name of Licensee.	Address of Licensee.	Situation of Slaughterhouse.
1	Woollen, Henry .....	93, New Road ...	At rear of 93, New Road
2	Gurney, Edward H. ....	7, Powis Street ...	Love Lane
3	Webb, James B. ....	99, Powis Street...	At rear of 99, Powis Street
4	Mitchell, Jas. & Geo. ....	25, Hare Street ...	At rear of 25, Hare Street
5	Bland, Thomas.....	30, Hare Street ...	At rear of 30, Hare Street
6	Bartlett, Charles .....	1, Church Street...	At rear of 12, Church Street
7	Vicars, Hedley.....	41, Church Street	At rear of 41, Church Street

TABLE XXII.

*List of Bakehouses in the District of Woolwich during the Year 1894.*

No.	Name.	Situation of Bakehouse.	No.	Name.	Situation of Bakehouses.
1	Co-operative Society	153, Powis Street	23	Hills, Alfred .....	32, Church Street
2	Hobbs, Samuel .....	16, „ „	24	Roffey, James.....	48, „ „
3	Frost, William .....	42, „ „	25	Sims, Alfred F. ....	23, George Street
4	Vohman, J. G. ....	29, Hare Street	26	Barrett, Henry .....	21, Albion Road
5	Bolton, John R.....	98, High Street	27	Clothier, William ...	51, „ „
6	Roffey, Edward .....	100, „ „	28	Attenborough, James	60, Sand Street
7	Mack, Philip H. ...	111, „ „	29	Dhonau, John .....	18, Prospect Place
8	Shierman, Henry ...	140, „ „	30	Meyer, Frederick ...	33, Samuel Street
9	Flood, Benjamin ...	31, Beresford Street	31	Merchant .....	1, Pellipar Road
10	Martin, Jacob A. ...	16, The Common	32	Akers, William .....	8, Hill Street
11	Goodsell, Edward ...	33, Upper Market St.	33	Wilkening, Louis ...	72, Henry Street
12	Mitchell, Colin .....	53, Wellington St.	34	Cooper, Joseph .....	24, Chapel Street
13	Newman, Thomas...	94, „ „	35	Brown, George .....	36, „ „
14	Gillett, Thomas.....	29, Artillery Place	36	Holcombe, Thomas	45, Warwick Street
15	Ewell, Edwin.....	38, „ „	37	Finch, George .....	58, King Street
16	West, George.....	10, King Street	38	Corder, Thomas.....	18, Charles Street
17	Fletcher, John .....	15, New Road	39	Porter, George .....	29, „ „
18	Stone, Walter J. ...	57, „ „	40	Tucker, John .....	82, Brookhill Road
19	Bradshaw, Alfred ...	3, Green's End	41	Jackson, Fredk. M.	Dock Street, North Woolwich
20	Dennis, Henry .....	96, Brookhill Road	42	Nelle, F.....	109, Albert Road, North Woolwich
21	Smith, Zoe .....	37, Francis Street			
22	Crow, William .....	6, Church Street			

TABLE XXIII.

*List of Cow Sheds Licensed by the London County Council in the  
District of Woolwich during the year 1894.*

No.	Name of Licensee.	Address of Licensee.	Situation of Cow Shed.
1	Chard, Henry John ...	16, Pellipar Road	At rear of 16, Pellipar Road
2	Thomas, James .....	24, Lower Wool- wich Road	At rear of 23, Lower Woolwich Road
3	Wyatt, John .....	2, Albert Road, N. Woolwich	At rear of 2, Albert Road



## TABLE XXIV.

*Total amount paid by the Board for Disinfectants during  
the years 1890, 1891, 1892, 1893 and 1894.*

			1890.	1891.	1892.	1893.	1894.
			£ s. d.	£ s. d.	£ s. d.	£ s. d.	£ s. d.
1.	For Quarter ending March .....		30 0 0	0 0 0	0 16 0	0 7 0	1 6 9
2.	Ditto	June .....	1 12 0	1 0 2	13 13 10	4 18 0	3 9 8
3.	Ditto	September	2 16 0	3 1 11	7 10 11	1 3 0	4 19 6
4.	Ditto	December	0 18 0	1 3 0	2 0 11	0 16 0	3 11 11
Total.....			35 6 0	5 5 1	24 1 8	7 4 0	13 7 10

## TABLE XXV.

*Surveyor's Report upon the cost of disposal of Refuse at the Destructor, Dock Yard Wharf.*

TOWN HALL, WOOLWICH,  
11th September, 1894.

I have much pleasure in presenting my first report of the working of the Refuse Destructor for the period of one year ending the 7th December, 1893.

The quantity of refuse that passed through the cells during that period amounted to **9967** loads.

The cost of the disposal of which, under the old system of barging away at **1s. 6d.** per cubic yard, would have been **£1495 1s. 0d.**, calculating each load to represent two cubic yards.

The outgoings of the Destructor, including Capital and Interest on Loans, Wages, Breeze for Cremator, Gas, Water, and other expenses were as follows:—

	£	s.	d.	£	s.	d.
Capital and Interest on Loans for erection of Destructor ... ..				495	0	10
Wages, gross ... ..	522	2	4			
Cr. Man's time attending to Disinfector, and the value of the Clinkers, &c., used on the roads by Local Board, estimated at 6d. per load ...	94	2	8			
	<hr/>			427	19	8
Carting away old tins—115 loads at 2s. ... ..				11	10	0
Breeze for Cremator—292½ cubic yards at 2s. 6d. ...				36	11	3
Gas ... ..				27	6	9
Water ... ..				5	3	4
Repairs to Barrows, &c. ... ..				10	0	0
New Barrows ... ..				13	1	0
				<hr/>		
				£1026	8	2

There was no sale of clinkers or ash during this period. The sale at 6d. per load commenced on the 19th December, 1893.

	£	s.	d.
The removal by barges would have cost ... ..	1495	1	0
The disposal of the same quantity by Destructor cost ... ..	1026	12	10
	<hr/>		
Shewing saving of ... ..	£468	8	2

This great saving has far exceeded my expectation. My estimate of the annual saving, dated 13th November, 1893, was **£300** per annum.

H. O. THOMAS,

*Surveyor.*

NOTE.—The Destructor was erected on Land belonging to the Board, and the value of such Land is not included in the above Statement.

TABLE XXVI.

*Number of Inhabited Houses, also the number Built and number Demolished during the Years 1890, 1891, 1892, 1893 and 1894.*

	Year.	Number of New Houses.	Number of Houses demolished.	Number of Inhabited Houses.	Remarks.
South Woolwich	1890	...	...	5136	These figures do not include the houses that have been demolished and rebuilt.
	1891	27	4	5159	
	1892	26	26	5159	
	1893	35	25	5169	
	1894	4	14	5159	
North Woolwich	1890	...	...	258	
	1891	79	...	337	
	1892	...	...	337	
	1893	26	14	349	
	1894	13	...	362	
Total for South & North Woolwich.	1890	...	...	5394	
	1891	106	4	5496	
	1892	26	26	5496	
	1893	61	39	5518	
	1894	17	14	5521	
Total ... ..		210	83	5521	



## TABLE XXVII.

*Return of the Number of Passengers and Vehicles that have passed over the Free Ferry during the past four years*

Year.	Number of Passengers.	Number of Vehicles.	Remarks.
1891...	3,981,976 .....	230,362 .....	
1892...	3,753,144 .....	254,960 .....	
1893...	3,495,362 .....	261,462 .....	
1894...	4,385,799 .....	317,084 .....	
Total...	15,616,281	1,063,868	

TABLE XXVIII.—FOOD AND DRUGS ACT, 1875.

*Summary of Articles purchased and submitted for Analysis, with results of same, for the year ending 31st December, 1894.*

No. of Sample.	Article submitted for Analysis.	States whether the sample was submitted to the Analyst by an officer acting under direction of a Local Authority under Sec. 13 of Act.	RESULT OF ANALYSIS. Shewing whether the sample was genuine or adulterated, and what were the nature and extent of the adulteration.	The sum paid in respect of the Analysis.	Observations.
795	Milk.....	Inspctr.	Genuine .....	...	Taken on Sunday.
796	Milk.....	"	Ditto .....	...	Ditto.
797	Milk.....	"	Ditto .....	...	Very poor quality.
798	Milk.....	"	Ditto .....	...	Ditto.
799	Milk.....	"	Ditto .....	...	Ditto.
800	Milk.....	"	Ditto .....	...	Ditto.
801	Milk.....	"	Ditto .....	...	At least 10 per cent. of fat removed.
802	Milk.....	"	Ditto .....	...	
803	Butter .....	"	Ditto .....	...	
804	Cocoa .....	"	Ditto .....	...	
805	Mustard .....	"	Ditto .....	...	Of poor quality.
806	Butter .....	"	Ditto .....	...	
807	Mustard .....	"	Ditto .....	...	
1	Milk.....	"	Ditto .....	...	
2	Milk.....	"	Ditto .....	...	Of poor quality.
3	Milk.....	"	Ditto .....	...	
4	Milk.....	"	Ditto .....	...	
5	Milk.....	"	Ditto .....	...	
6	Milk.....	"	Ditto .....	...	Ditto.
7	Milk.....	"	Ditto .....	...	
8	Milk.....	"	Ditto .....	...	
9	Milk.....	"	Ditto .....	...	
10	Milk.....	"	Ditto .....	...	At least 20 per cent. of fat removed.

TABLE XXVIII.—(Continued).

No. of Sample.	Article submitted for Analysis.	States whether the sample was sub- mitted to the Analyst by an officer acting under direction of a Local Authority under Sec. 13 of Act.	RESULT OF ANALYSIS. Shewing whether the sample was genuine or adulterated, and what were the nature and extent of the adulteration.	The sum paid in respect of the Analysis.	Observations.
11	Milk.....	Inspctr.	Genuine .....	...	
12	Milk.....	"	Ditto .....	...	
13	Milk.....	"	Ditto .....	...	
14	Brandy.....	"	Ditto .....	...	25 U.P.
15	Rum.....	"	Ditto .....	...	21 U.P.
16	Gin .....	"	Ditto .....	...	33 U.P.
17	Brandy.....	"	Ditto .....	...	14 U.P.
18	Scotch Whisky ...	"	Ditto .....	...	21 U.P.
19	Rum.....	"	Ditto .....	...	22 U.P.
20	Scotch Whisky ...	"	Ditto .....	...	25 U.P.
21	Irish Whisky .....	"	Ditto .....	...	25 U.P.
22	Gin .....	"	Ditto .....	...	35 U.P.
23	Irish Whisky .....	"	Ditto .....	...	25 U.P.
24	Milk.....	"	Ditto .....	...	Poor quality.
25	Milk.....	"	Ditto .....	...	
26	Milk.....	"	Ditto .....	...	
27	Milk.....	"	Ditto .....	...	Very poor quality.
28	Coffee .....	"	Ditto .....	...	
29	Chicory .....	"	Ditto .....	...	
30	Chicory .....	"	Ditto .....	...	
31	Coffee .....	"	Ditto .....	...	
32	Coffee .....	"	Ditto .....	...	
33	Coffee .....	"	Ditto .....	...	



TABLE XXVIII.—(Continued).

No. of Sample.	Article submitted for Analysis.	States whether the sample was submitted to the Analyst by an officer acting under direction of a Local Authority under Sec. 13 of Act.	RESULT OF ANALYSIS. Shewing whether the sample was genuine or adulterated, and what were the nature and extent of the adulteration.	The sum paid in respect of the Analysis.	Observations.
34	Milk.....	Inspetr.	Genuine .....	...	Very poor in fat.
35	Milk.....	„	Ditto .....	...	
36	Milk.....	„	Ditto .....	...	
37	Milk.....	„	Ditto .....	...	
38	Milk.....	„	Ditto .....	...	
39	Milk.....	„	Ditto .....	...	Very poor in quality and very poor in fat.
40	Milk.....	„	Ditto .....	...	
41	Milk.....	„	Ditto .....	...	Poor in fat.
42	Milk.....	„	Ditto .....	...	
43	Milk.....	„	Ditto .....	...	Poor in fat.
44	Milk.....	„	Ditto .....	...	
45	Milk.....	„	Ditto .....	...	Very poor in quality and very poor in fat. Poor in fat.
46	Milk.....	„	Ditto .....	...	
47	Milk.....	„	Ditto .....	...	
48	Spirits of Camphor	„	Ditto .....	...	Suspiciously low in fat.
49	Milk.. ..	„	Ditto .....	...	
50	Milk.....	„	Ditto .....	...	
51	Milk.....	„	Ditto .....	...	
52	Milk.....	„	Ditto .....	...	
53	Milk.....	„	Ditto .....	...	Fined costs 12/6.
54	Milk.....	„	Ditto .....	...	
55	Milk.....	„	Ditto .....	...	
56	Milk.....	„	10 per cent. fat extractd.	...	

TABLE XXVIII.—(Continued).

No. of Sample.	Article submitted for Analysis.	States whether the sample was submitted to the Analyst by an officer acting under direction of a Local Authority under Sec. 13 of Act.	RESULT OF ANALYSIS. Shewing whether the sample was genuine or adulterated, and what were the nature and extent of the adulteration.	The sum paid in respect of the Analysis.	Observations.
57	Milk.....	Inspctr.	10 per cent. fat extractd.	...	Fined costs 12/6.
58	Milk.....	„	Genuine .....	...	
59	Tincture of Opium	„	Ditto .....	...	
60	Tincture Rhubarb	„	Ditto .....	...	
61	Tincture Rhubarb	„	Ditto .....	...	
62	Tincture of Opium	„	Ditto .....	...	
63	Tincture Rhubarb	„	Ditto .....	...	
64	Tincture Rhubarb	„	Ditto .....	...	
65	Tea .....	„	Ditto .....	...	
66	Coffee .....	„	Ditto .....	...	
67	Milk.....	„	Ditto .....	...	Taken on Sunday.
68	Milk.....	„	Ditto .....	...	Ditto.
69	Milk.....	„	Ditto .....	...	Ditto.
70	Milk.....	„	Ditto .....	...	Ditto.
71	Milk.....	„	Ditto .....	...	Ditto.
72	Milk.....	„	Ditto .....	...	Ditto.
73	Milk.....	„	Ditto .....	...	Fair quality.
74	Skimmed Milk ...	„	Ditto .....	...	Ditto.
75	Milk .....	„	Ditto .....	...	Ditto.
76					Cancelled.
77	Condensed Milk...	„	Ditto .....	...	
78	Condensed Milk Skimmed	„	Ditto .....	...	
79	Condensed Milk Skimmed	„	Ditto .....	...	

TABLE XXVIII.—(Continued).

No. of Sample.	Article submitted for Analysis.	States whether the sample was submitted to the Analyst by an officer acting under direction of a Local Authority under Sec. 13 of Act.	RESULT OF ANALYSIS. Shewing whether the sample was genuine or adulterated, and what were the nature and extent of the adulteration.	The sum paid in respect of the Analysis.	Observations.
80	Condensed Milk Skimmed	Inspctr.	Genuine .....		Good quality. Ditto.
81	Milk.....	„	Ditto .....		
82	Milk.....	„	Ditto .....		
83	Milk.....	„	Ditto ..		
84	Milk.....	„	Ditto .....		
85	Condensed Milk...	„	Ditto .....		
86	Condensed Milk...	„	Ditto .....		
87	Condensed Milk...	„	Ditto .....		
88	Condensed Milk Skimmed	„	Ditto .....		
89	Butter .....	„	Ditto .....		
90	Milk.....	„	Ditto .....		Poor in fat.
91	Milk.....	„	Ditto .....		
92	Milk.....	„	Ditto .....		
93	Milk.....	„	Ditto .....		
94	Milk.....	„	Ditto .....		
95	Milk.....	„	Ditto .....		
96	Cayenne Pepper...	„	Ditto .....		
97	Cayenne Pepper...	„	Ditto .....		
98	Milk.....	„	Ditto .....		Very good quality. Ditto. Ditto. Ditto.
99	Milk .....	„	Ditto .....		
100	Milk.....	„	Ditto .....		
101	Skimmed Milk ..	„	Ditto ...		



TABLE XXIX.

*Meteorological Summary taken from Observations made at 114, Powis Street, Woolwich. for the Year 1894.*

Height above sea level, 39 feet. Latitude, 51° 30' N. ; Longitude 0° 5' E.

MONTHS.	Barometer.			Temperature (Fahrenheit).					Rainfall.			Bright Sun-shine.	Wind.
	Height.	Lowest.	Mean.	Highest in shade.	Lowest in shade.	Mean.	Lowest on Grass.	Number of Frosty Nights.	Total in Inches.	Difference from average.	Greatest fall in 24 hours.	Total number of hours and minutes.	Resultant.
Jan. ....	30·587	29·318	29·952	53·0	13·6	33·3	8·9	16	3·02	+1·02	0·41	38·57	S.W. b S.
Feb. ....	30·567	28·330	29·948	55·7	25·3	40·5	16·3	12	1·57	-0·04	9·32	64·27	W.S.W.
March ...	30·493	29·008	29·750	64·1	29·9	47·0	22·1	20	0·66	-0·58	0·19	121·6	W.S.W.
April ...	30·268	29·416	29·842	73·2	37·3	55·2	28·2	5	1·42	-0·70	0·46	122·0	S.S.E.
May ....	30·319	29·561	29·940	70·6	32·3	51·4	25·9	2	1·34	-0·44	0·33	149·0	N.W. b N.
June ....	30·387	29·686	30·036	79·7	45·7	62·7	38·5	...	1·99	-0·49	0·56	135·40	W.S.W.
July ....	30·348	29·283	29·815	84·3	51·4	67·8	44·0	...	3·05	+0·42	1·57	150·20	W. b S.
August...	30·276	29·575	29·926	77·5	46·0	61·7	40·0	...	3·23	+0·54	0·98	112·57	W.N.W.
Sept. ...	30·487	29·610	30·048	69·9	40·1	55·0	30·7	2	1·35	-0·08	0·31	71·43	N. b E.
Oct. ....	30·500	29·135	29·317	61·9	34·4	48·1	25·6	6	3·74	+0·80	1·27	42·45	S.
Nov. ...	30·510	28·833	29·671	64·3	35·5	48·4	25·1	9	2·95	+0·57	0·90	59·15	S.W.
Dec. ...	30·643	29·349	29·996	53·2	27·7	40·4	22·0	15	1·95	-0·12	0·93	15·0	W.S.W.

Total rainfall for the year was 26·27 inches, above the average by 3·03 inches.

Total number of hours of bright sunshine for the year was 1083·10 minutes, which was below the average by 142 hours 6 minutes.

The highest temperature in the sun's rays was 132·2° on the 6th July.

The thermometers are all Kew verified, and are placed in a Stevenson's screen.

The barometer is a Fortin Standard, with perfect Kew verification.

The sunshine recorder is one of Campbell-Stokes' burning recorders.

— Shows that the fall was below the average.

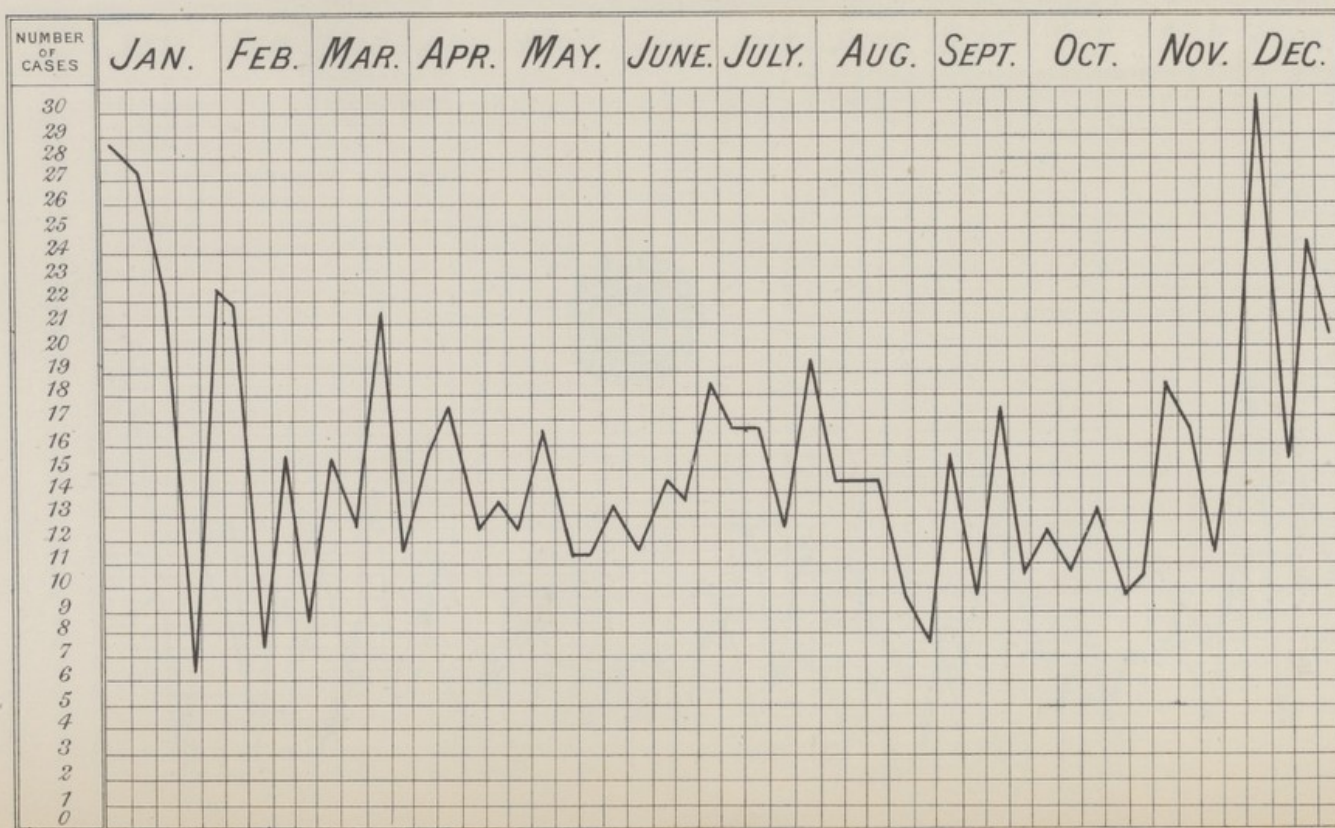
+ Shows that the fall was above the average.

JOHN GEORGE WALLER, F. R. MET. SOC.,  
113, Powis Street, Woolwich.



# CHART 1

NUMBER OF DEATHS FROM ALL CAUSES IN THE DOCKYARD AND ARSENAL DISTRICTS REGISTERED WEEKLY DURING THE YEAR 1894, THOSE OCCURRING IN OUTLYING INSTITUTIONS INCLUDED.

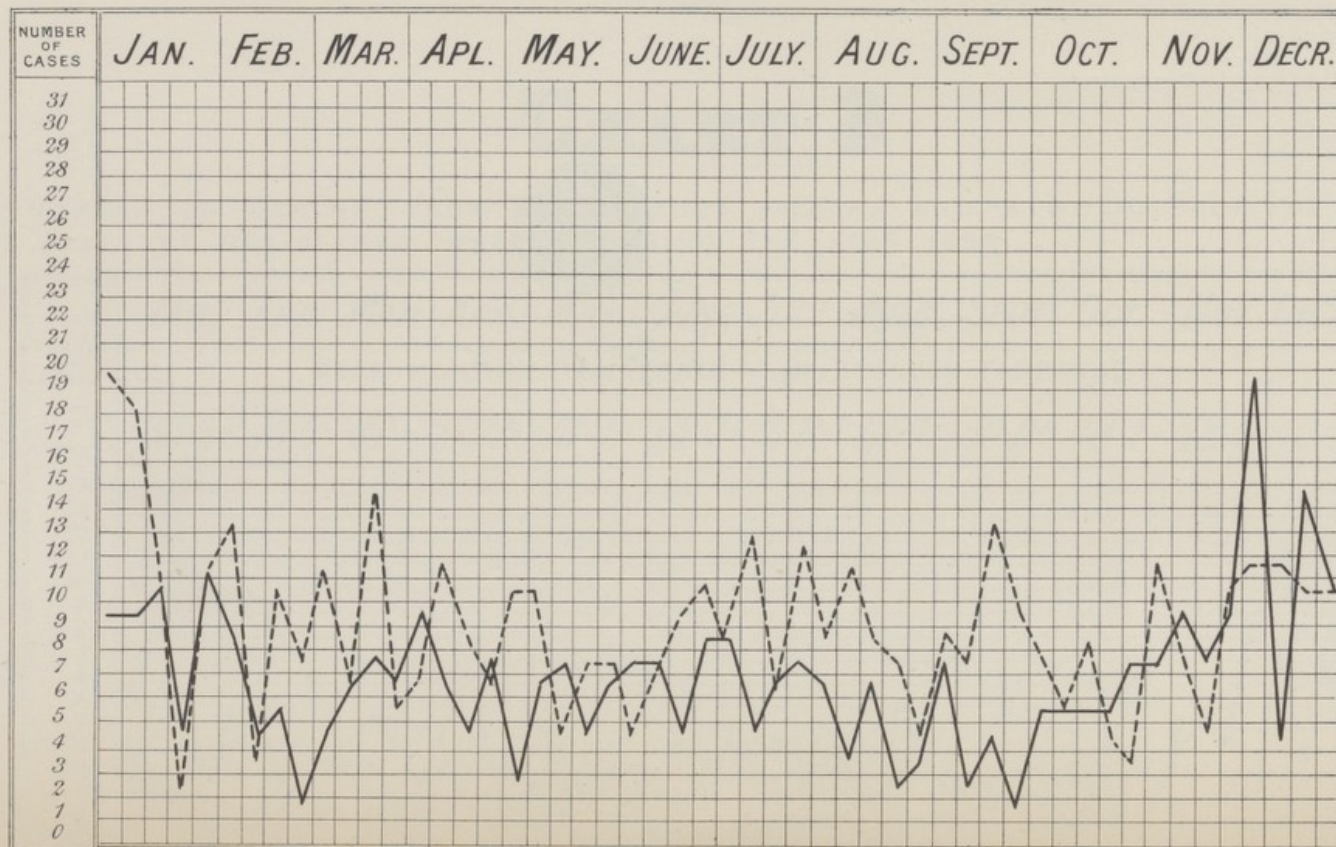






# CHART 2

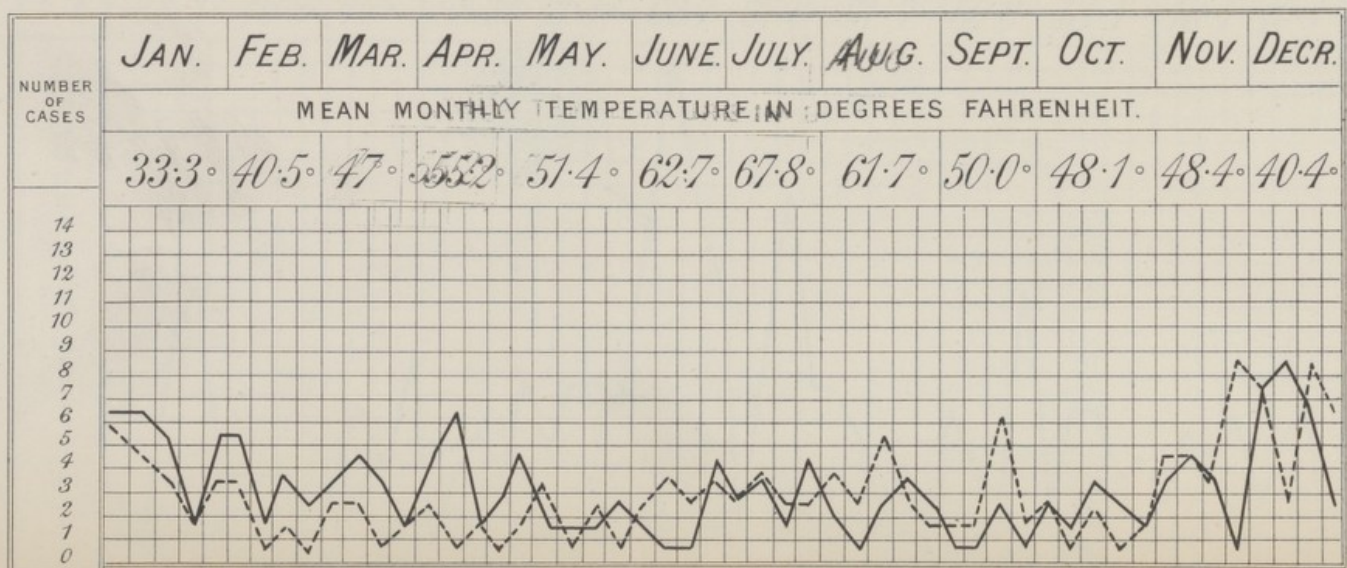
NUMBER OF DEATHS IN THE DOCKYARD (BLACK) AND ARSENAL (DOTTED) DISTRICTS REGISTERED WEEKLY DURING THE YEAR 1894, THOSE OCCURRING IN OUTLYING INSTITUTIONS INCLUDED.





# CHART 3

NUMBER OF DEATHS FROM RESPIRATORY (*BLACK*) AND ZYMOTIC (*DOTTED*) DISEASES REGISTERED WEEKLY DURING THE YEAR 1894.

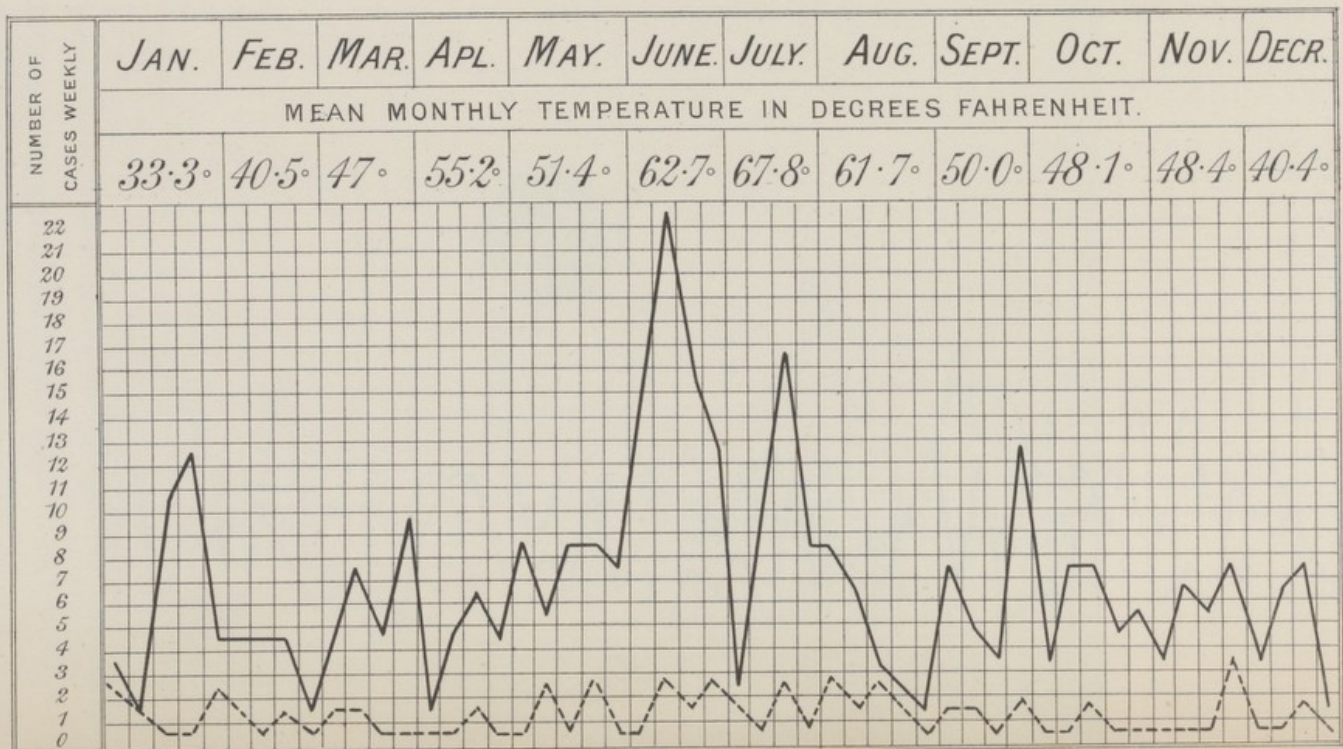






# CHART 4

NUMBER OF CASES OF INFECTIOUS DISEASE NOTIFIED DURING THE YEAR 1894 (BLACK)  
AND ALSO THE DEATHS ZYMOTIC FROM SUCH DISEASES AS ARE NOTIFIED (DOTTED)







# CHART 5

NUMBER OF BIRTHS IN THE DOCKYARD (BLACK) AND ARSENAL (DOTTED) DISTRICTS REGISTERED WEEKLY DURING THE YEAR 1894.

