

**AIDS : guidelines for tattooists : don't die of ignorance / prepared by the
Department of Health and Social Security and the Central Office of
Information.**

Contributors

Great Britain. Department of Health and Social Security.
Great Britain. Central Office of Information.

Publication/Creation

[London] : Dept. of Health and Social Security, 1987.

Persistent URL

<https://wellcomecollection.org/works/yt8pyfny>

License and attribution


Conditions of use: it is possible this item is protected by copyright and/or related rights. You are free to use this item in any way that is permitted by the copyright and related rights legislation that applies to your use. For other uses you need to obtain permission from the rights-holder(s).



Wellcome Collection
183 Euston Road
London NW1 2BE UK
T +44 (0)20 7611 8722
E library@wellcomecollection.org
<https://wellcomecollection.org>

GOVERNMENT INFORMATION 1987

AIDS



GUIDELINES FOR
TATTOOISTS

DON'T DIE OF IGNORANCE

GOVERNMENT INFORMATION 1987

AIDS



GUIDELINES FOR
TATTOOISTS

DON'T DIE OF IGNORANCE

WHAT IS THE RISK?

No one has ever been known to catch the AIDS virus from tattooing. And no one should in future either, if the procedures given here are always followed.

The risk involved with any one client is remote. But in the interests both of your clients and of yourself, safe procedures are essential because of the number of clients you work with every day and because it is not possible to tell whether a person is infected or not.

Because the AIDS virus is carried in blood, it is vital that any equipment which has been contaminated with blood or serum is sterilized before re-use.

Although this leaflet has been published as part of the Government publicity about AIDS, the procedures followed will also protect your clients and yourself against hepatitis B, a more familiar but also serious risk.

WHAT IS THE RISK?

No one has ever been known to catch the AIDS virus from tattooing. And no one should in future either, if the procedures given here are always followed.

The risk involved with any one client is remote. But in the interests both of your clients and of yourself, safe procedures are essential because of the number of clients you work with every day and because it is not possible to tell whether a person is infected or not.

Because the AIDS virus is carried in blood, it is vital that any equipment which has been contaminated with blood or serum is sterilized before re-use.

Although this leaflet has been published as part of the Government publicity about AIDS, the procedures followed will also protect your clients and yourself against hepatitis B, a more familiar but also serious risk.

AIDS AND HEPATITIS B

AIDS is caused by a virus which damages the body's defences against infection. AIDS virus infection is spread almost entirely by sexual intercourse or the transfer of blood from an infected person directly into the bloodstream of someone else.

Hepatitis B is also caused by a virus and is transmitted in much the same way as the AIDS virus. However, cases of hepatitis have been caused by bad tattooing practice, with resultant severe illness.

RECOMMENDED PROCEDURES



SKIN PREPARATION

Do not use sharp or pointed instruments on or near areas of a client's skin that are obviously diseased or inflamed.

AIDS AND HEPATITIS B

AIDS is caused by a virus which damages the body's defences against infection. AIDS virus infection is spread almost entirely by sexual intercourse or the transfer of blood from an infected person directly into the bloodstream of someone else.

Hepatitis B is also caused by a virus and is transmitted in much the same way as the AIDS virus. However, cases of hepatitis have been caused by bad tattooing practice, with resultant severe illness.

RECOMMENDED PROCEDURES



SKIN PREPARATION

Do not use sharp or pointed instruments on or near areas of a client's skin that are obviously diseased or inflamed.


STERILIZATION

Ultrasonic treatment does not sterilize. The best way to sterilize needles and instruments is in an autoclave. The autoclave you choose should be fully automatic, so that all you need to do is top it up with water, close it and press a button. Plastic objects generally cannot be autoclaved.

At the time of going to print (November 1987), a low cost pressure sterilizer is under development which may be a suitable alternative to an autoclave. Your Environmental Health Department will be able to advise on its availability.

A recommended glass bead sterilizer is a possible alternative for very light objects which can withstand heating at high temperatures.

Ultraviolet (UV) cabinets are not capable of sterilizing instruments properly.




STERILIZATION

Ultrasonic treatment does not sterilize. The best way to sterilize needles and instruments is in an autoclave. The autoclave you choose should be fully automatic, so that all you need to do is top it up with water, close it and press a button. Plastic objects generally cannot be autoclaved.

At the time of going to print (November 1987), a low cost pressure sterilizer is under development which may be a suitable alternative to an autoclave. Your Environmental Health Department will be able to advise on its availability.

A recommended glass bead sterilizer is a possible alternative for very light objects which can withstand heating at high temperatures.

Ultraviolet (UV) cabinets are not capable of sterilizing instruments properly.





GENERAL HYGIENE

- Keep everything clean. Floors should be regularly cleaned, carpets vacuumed and surfaces washed.
- Wash your hands between clients.
- Disinfect work surfaces regularly.

CUTS ON YOUR HANDS

- Cover existing wounds with a waterproof dressing. Wash fresh cuts, encourage bleeding under running water and then cover with a waterproof dressing.

DISPOSAL OF 'SHARPS'

Be careful when throwing away sharp or pointed instruments particularly needles. Always sterilize the needles on the needlebars before removing needles for disposal. Put any sharp or pointed instruments ('sharps') in a commercial 'sharps' container or other secure box or plastic bottle first so that they cannot accidentally injure anyone. Advice on the collection or disposal of 'sharps' can be obtained from the local Environmental Health Department.



GENERAL HYGIENE

- Keep everything clean. Floors should be regularly cleaned, carpets vacuumed and surfaces washed.
- Wash your hands between clients.
- Disinfect work surfaces regularly.

CUTS ON YOUR HANDS

- Cover existing wounds with a waterproof dressing. Wash fresh cuts, encourage bleeding under running water and then cover with a waterproof dressing.

DISPOSAL OF 'SHARPS'

Be careful when throwing away sharp or pointed instruments particularly needles. Always sterilize the needles on the needlebars before removing needles for disposal. Put any sharp or pointed instruments ('sharps') in a commercial 'sharps' container or other secure box or plastic bottle first so that they cannot accidentally injure anyone. Advice on the collection or disposal of 'sharps' can be obtained from the local Environmental Health Department.

FURTHER INFORMATION

This leaflet gives general guidance only. More information and advice is available from your local Environmental Health Department.

Other leaflets in this series include:

Guidelines for acupuncturists
Guidelines for unregistered chiropodists
Guidelines for ear piercers
Guidelines for electrolysis
Guidelines for hairdressers and barbers

There is a free, attractive poster available which covers the general hygiene points made in this leaflet.

If you would like to order more leaflets or the poster, phone 0800 555 777 (24 hours). You won't be charged for your call.

FURTHER INFORMATION

This leaflet gives general guidance only. More information and advice is available from your local Environmental Health Department.

Other leaflets in this series include:

Guidelines for acupuncturists
Guidelines for unregistered chiropodists
Guidelines for ear piercers
Guidelines for electrolysis
Guidelines for hairdressers and barbers

There is a free, attractive poster available which covers the general hygiene points made in this leaflet.

If you would like to order more leaflets or the poster, phone 0800 555 777 (24 hours). You won't be charged for your call.